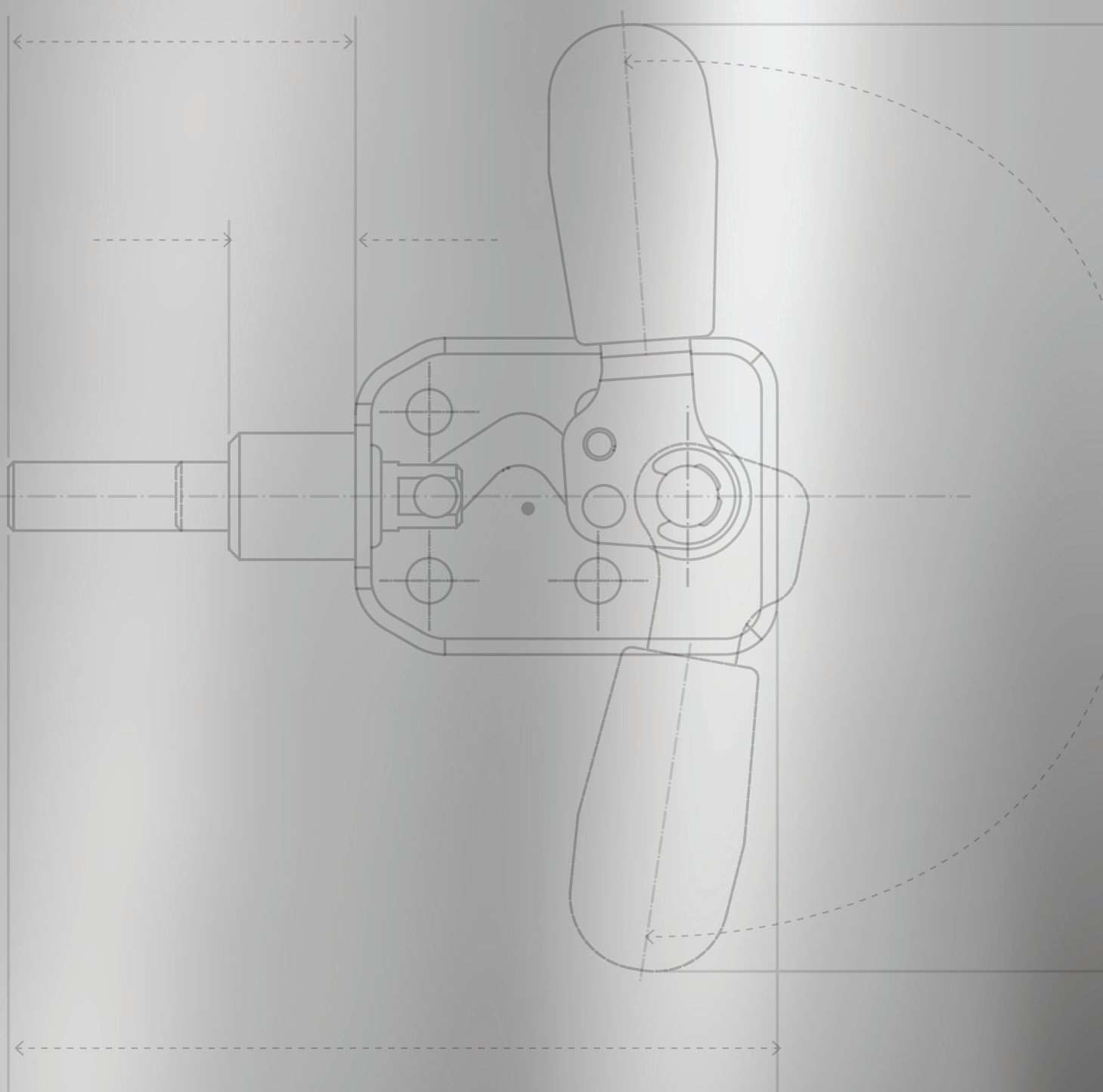


STRAIGHT-LINE ACTION SERIES

STRAIGHT-LINE



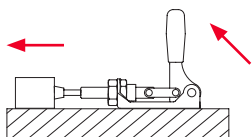
Here you can download
2D and 3D CAD drawings
of all products.



In the tools of this family, the circular movement of the control lever is transformed into the linear movement of the push rod. Some models can work and lock with both thrust and traction, others can only work with thrust.

LIGHT SERIES: It has holding forces from 80 to 720 daN. They are available in galvanized steel and stainless steel. The main feature of the ASD/ASS models is the low point of application of force as well as the very small vertical footprint. For models 80-165-340/AS there is the possibility of front mounting with an external thread that allows the rotation of the control lever in the most favourable position for use. The fixing bracket on the table increases the possibilities of use.

HEAVY-DUTY SERIES: It has holding forces from 120 to 4500 daN. The base body is made of hot forged ASTM A105 steel with a manganese phosphate finish for all sizes. Riveted Pins are available for sizes 70-160-360. Pins with support bushings hardened by cementation for the other sizes. Push rod and control lever in galvanized steel.



AS

PUSH-ONLY ROD TOGGLE CLAMPS

Base, control lever, riveted pivots, sliding bushing and push rod:

Galvanized steel. Rod with threaded hole for the spindle housing (to be ordered separately - see Accessories).

Handle:

Red polyurethane; resistant to oils, greases and other chemical agents.

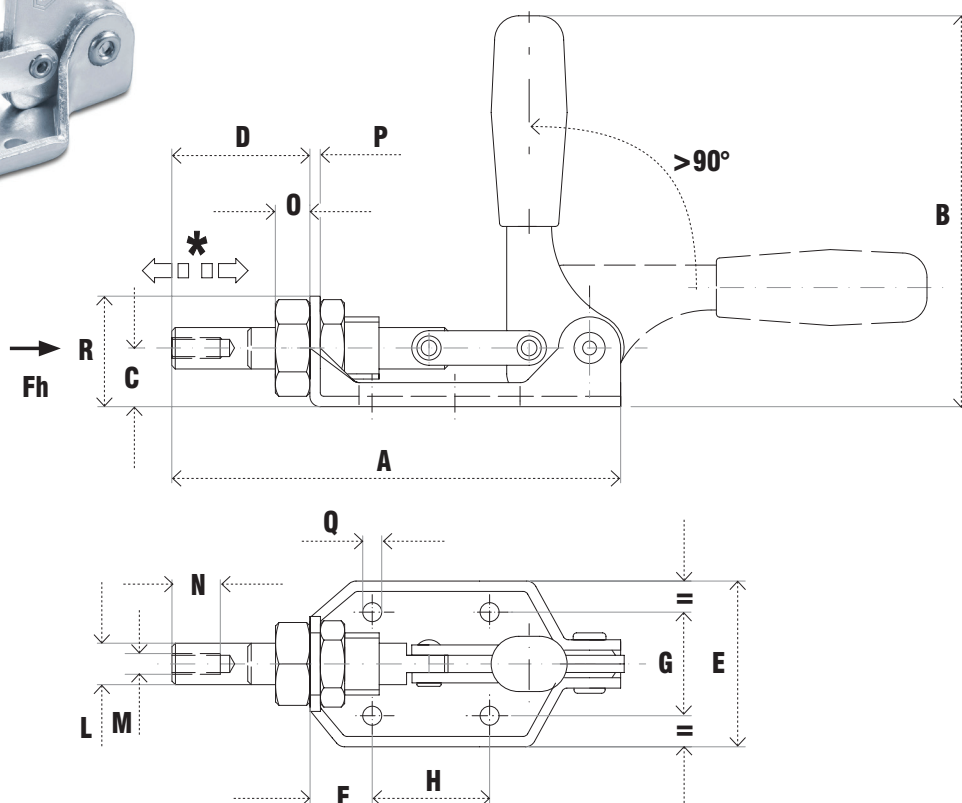

Features and applications:

The tools of this series can only work by pushing.

A special grease is applied to the contact surfaces to reduce friction and make the movement smoother.

Accessories (to be ordered separately):

- Spindles (see page 152).



Code	Description	A	B	C	D	E	F	G	H	L	M	N	O	P	Q	R	*	Fh (daN)	Gr.
AG120	120/AS	130	111	17	40	48	18	30	34	12	M6	12	10	3	5.5	32	20	360	350
AG300	300/AS	167	140	20	57	58	18	34	50	14	M8	16	12	3	6.5	36	33	720	560