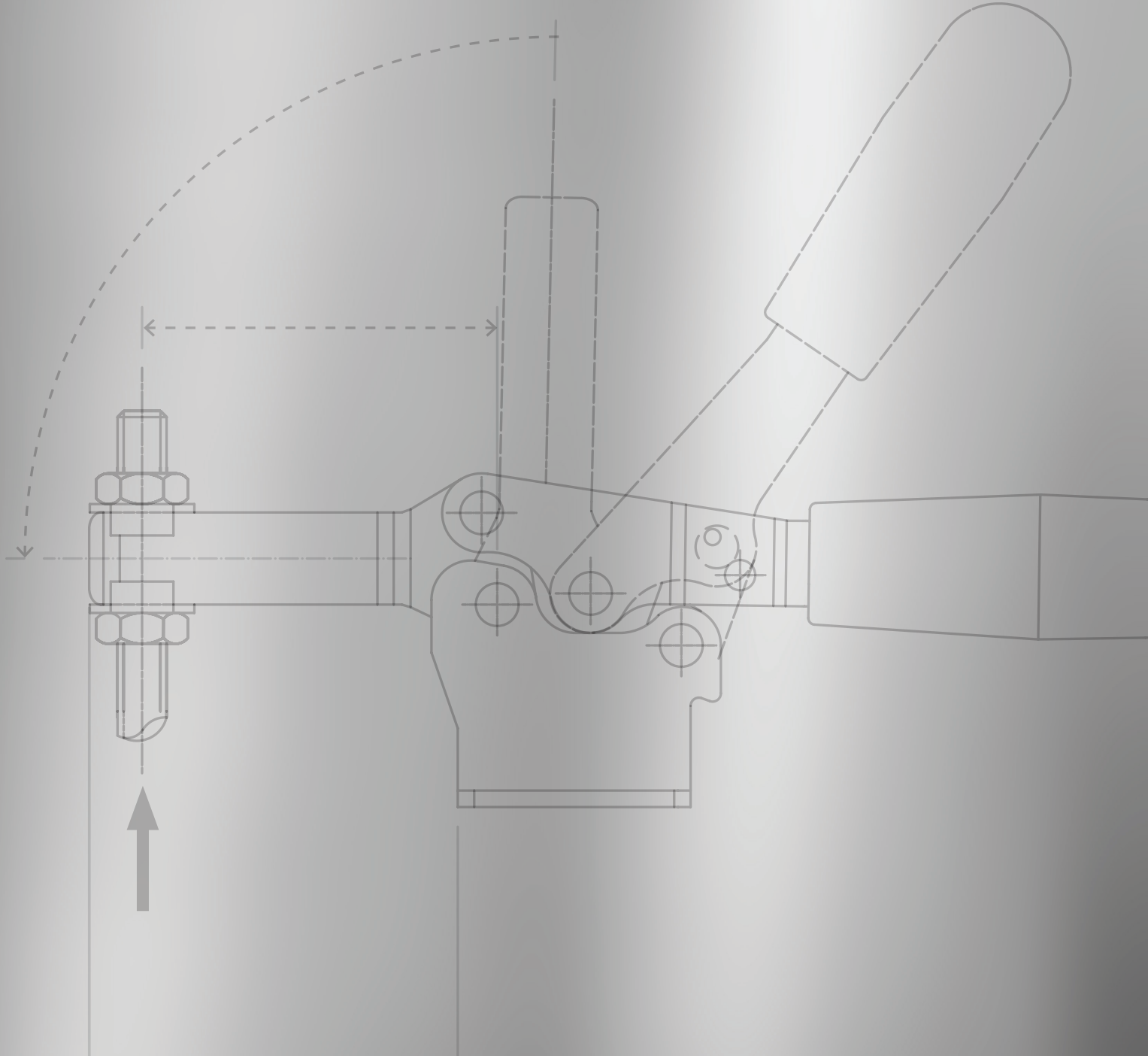


HORIZONTAL SERIES

HORIZONTAL



Here you can download
2D and 3D CAD drawings
of all products.



The tools of this family are characterized by the horizontal position of the control lever in the clamping position. The clamping and control levers normally move in opposite directions.

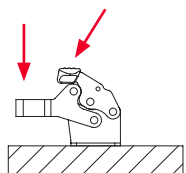
They are available in two different executions:

LIGHT SERIES:

It has holding forces from 40 to 620 daN.
They are available in galvanized steel and stainless steel.

HIGH TEMPERATURE SERIES:

It has holding forces from 100 to 180 daN. These tools are free of plastic parts and with the appropriate modifications compared to the light series models (couplings with different tolerances, changes in geometries, different finishes, etc. ,etc.) that make them suitable for use in environments that can reach 240-300 °C. The products are made of phosphated weldable steel. They are normally used in the rotational moulding of plastic that requires a type of clamping capable of working safely and quickly at high temperatures without uncertainties in closing and opening.



M - MX

HORIZONTAL TOGGLE CLAMPS WITH FOLDED BASE

Material:

Galvanized steel (M) or **AISI 304 stainless steel** (MX).

Riveted Pivots:

Galvanized steel (M) or **AISI 304 stainless steel** (MX).

T-Handle:

Red polyurethane; resistant to oils, greases and other chemical agents.

Features and applications:

Compact profile with reduced horizontal tool development.

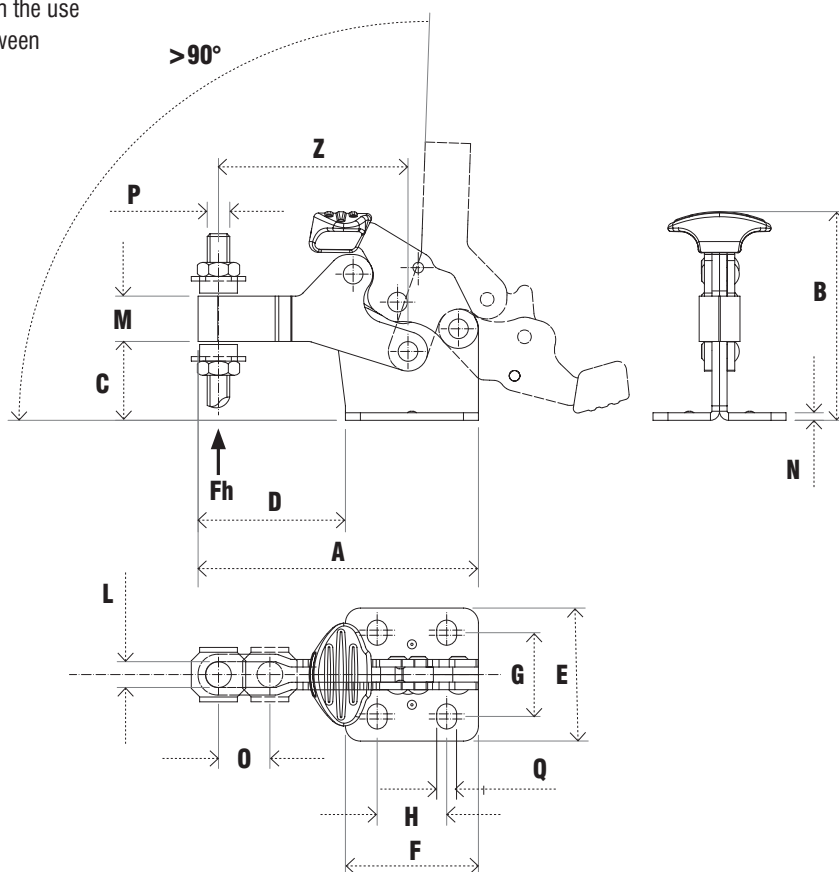
The ergonomic T-handle facilitates the opening of the lever with the use of only two fingers of the hand. A special grease is placed between the contacting surfaces during assembly.

Other available executions:

Series with safety lever.

Accessories:

- Spindles (see page 152).
- Lever crossbars (see page 155).



Code	Description	A	B	C	D	E	F	G	H	L	M	N	O	P	Q	Z	Fh (daN)	Gr.
AD398	80/M	57	46	18	31	26	26	15.5 ÷ 16.5	13.5	5.5	9	2	10	M5	4.5	38	90	67
AD402	140/M	93	69	26	49	44	44	26 ÷ 29.5	23	8.5	15	2.5	17	M8	6.6	62.5	130	217
AD406	250/M	131	96	34	67	62	64	37.5 ÷ 38.5	35	10.5	20	3	24	M10	8.7	89	240	528



Code	Description	A	B	C	D	E	F	G	H	L	M	N	O	P	Q	Z	Fh (daN)	Gr.
DS300	80/MX	57	46	18	31	26	26	15.5 ÷ 16.5	13.5	5.5	9	2	10	M5	4.5	38	90	67
DS304	140/MX	93	69	26	49	44	44	26 ÷ 29.5	23	8.5	15	2.5	17	M8	6.6	62.5	130	217
DS308	250/MX	131	96	34	67	62	64	37.5 ÷ 38.5	35	10.5	20	3	24	M10	8.7	89	240	528