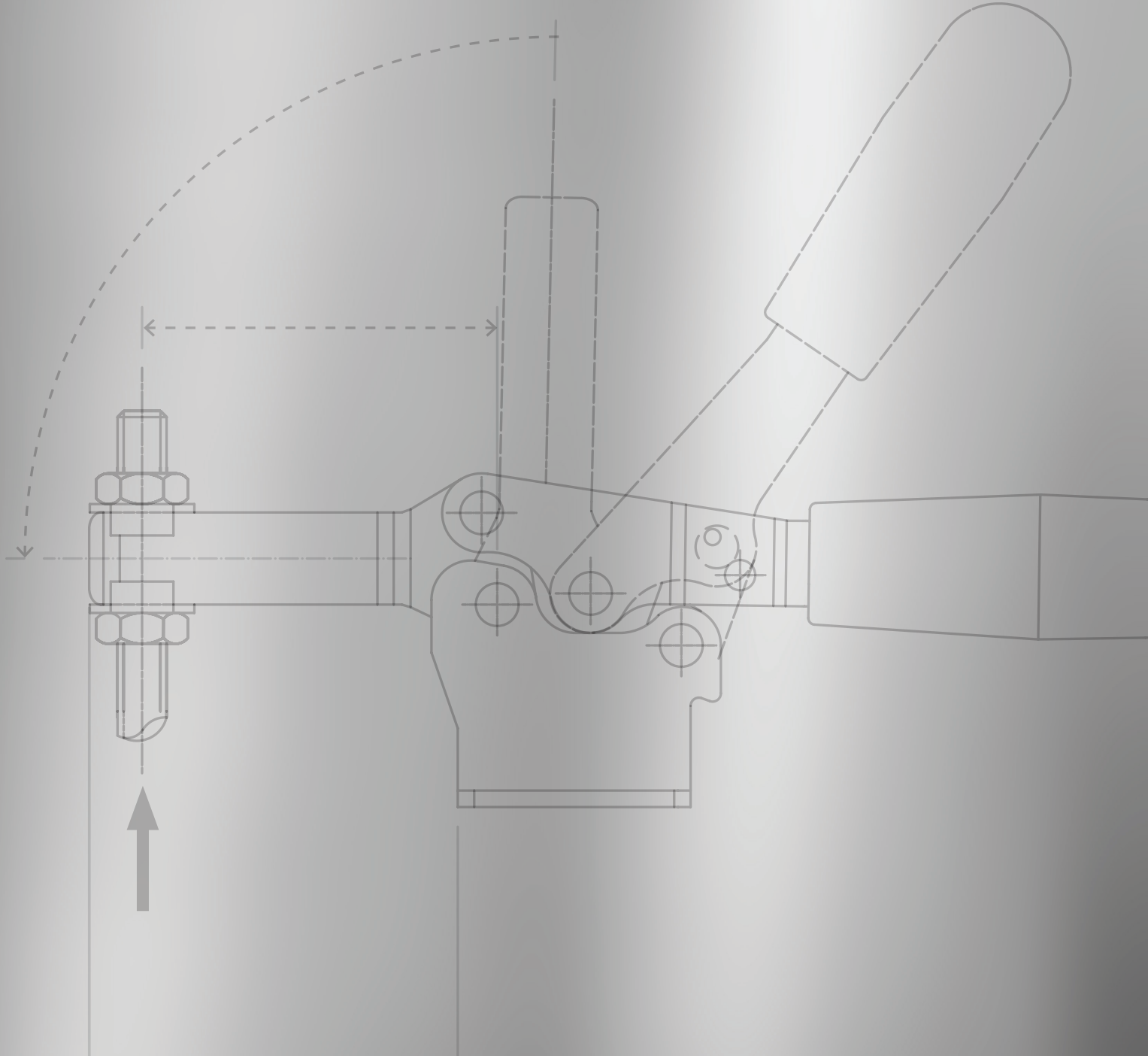


HORIZONTAL SERIES

HORIZONTAL



Here you can download
2D and 3D CAD drawings
of all products.



The tools of this family are characterized by the horizontal position of the control lever in the clamping position. The clamping and control levers normally move in opposite directions.

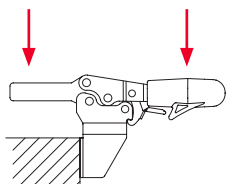
They are available in two different executions:

LIGHT SERIES:

It has holding forces from 40 to 620 daN.
They are available in galvanized steel and stainless steel.

HIGH TEMPERATURE SERIES:

It has holding forces from 100 to 180 daN. These tools are free of plastic parts and with the appropriate modifications compared to the light series models (couplings with different tolerances, changes in geometries, different finishes, etc. ,etc.) that make them suitable for use in environments that can reach 240-300 °C. The products are made of phosphated weldable steel. They are normally used in the rotational moulding of plastic that requires a type of clamping capable of working safely and quickly at high temperatures without uncertainties in closing and opening.



MFL - MFLX

HORIZONTAL TOGGLE CLAMPS WITH FRONT BASE AND SAFETY LEVER

Material:

Galvanized steel (MFL) or **AISI 304 stainless steel** (MFLX).

Riveted Pivots:

Galvanized steel (MFL) or **AISI 304 stainless steel** (MFLX).

Handle:

Red polyurethane; resistant to oils, greases and other chemical agents.

Clamping lever:

Open with two folded washers, included in the supply.

Safety lever:

Galvanized steel (MFL) or **AISI 304 stainless steel** (MFLX), red PVC coating.

Features and applications:

The safety lever ensures the perfect anchoring of the tool, even in the open position, preventing any accidental openings caused by vibrations or shocks. In fact, opening the tool requires a mechanical action by the operator to disengage the retaining system.

During closing, the clamping lever is guided laterally to ensure greater stability against any transverse stresses.

The movement of the levers has been designed to ensure the safety of the operator's fingers and prevent them from being crushed during the movement of the tool.

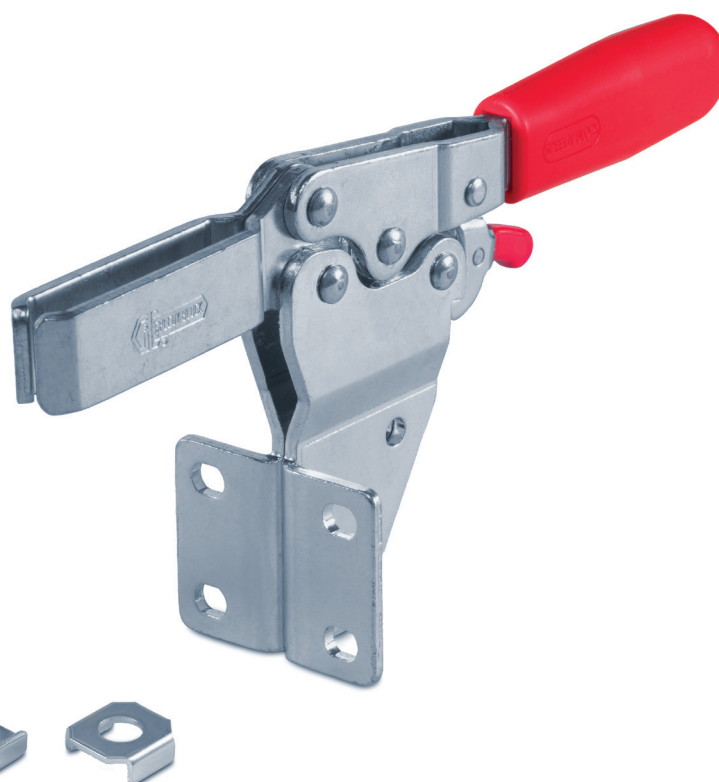
A special grease is applied to the contact surfaces to reduce friction and make the movement smoother.

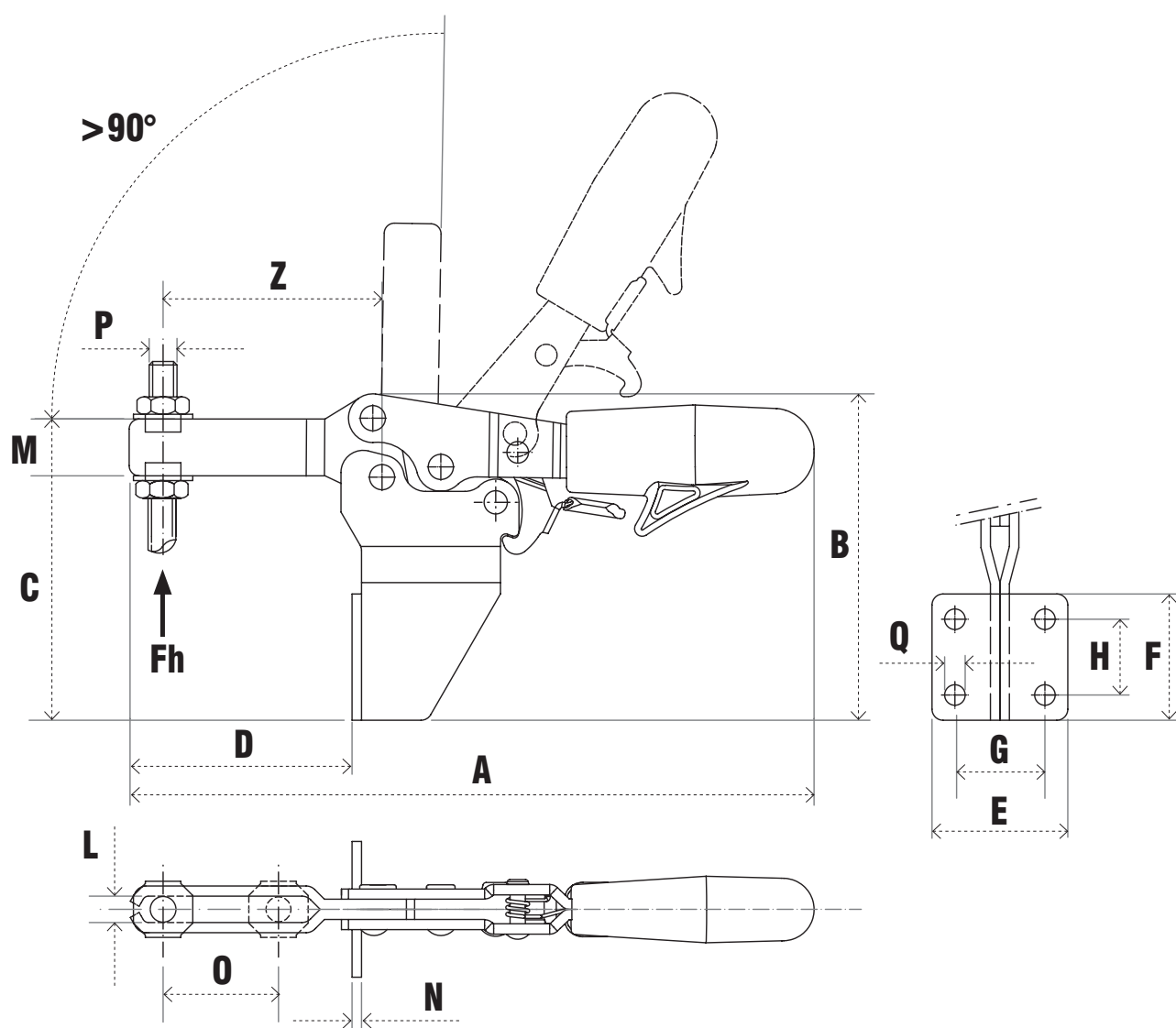
Other available executions:


Pneumatic series.

Accessories:


- Spindles (see page 152).
- Lever crossbars (see page 155).





Code	Description	A	B	C	D	E	F	G	H	L	M	N	O	P	Q	Z	Fh (daN)	Gr. 
AD078	75/MFL	118	62	45	36	30	25.5	18	13.5	5.3	11	2	20	M5	4.5	36	90	105
AD138	130/MFL	171.5	85	64	54	39	35	26	22	6.5	16	2.5	32	M6	5.5	55	100	240
AD273	230/MFL	196	102	77	62	43	40	28.5	24	8.5	18	3	37	M8	6.5	62	170	400



Code	Description	A	B	C	D	E	F	G	H	L	M	N	O	P	Q	Z	Fh (daN)	Gr. 
DS110	75/MFLX	118	62	45	36	30	25.5	18	13.5	5.3	11	2	20	M5	4.5	36	90	105
DS160	130/MFLX	171.5	85	64	54	39	35	26	22	6.5	16	2.5	32	M6	5.5	55	100	240
DS295	230/MFLX	196	102	77	62	43	40	28.5	24	8.5	18	3	37	M8	6.5	62	170	400

