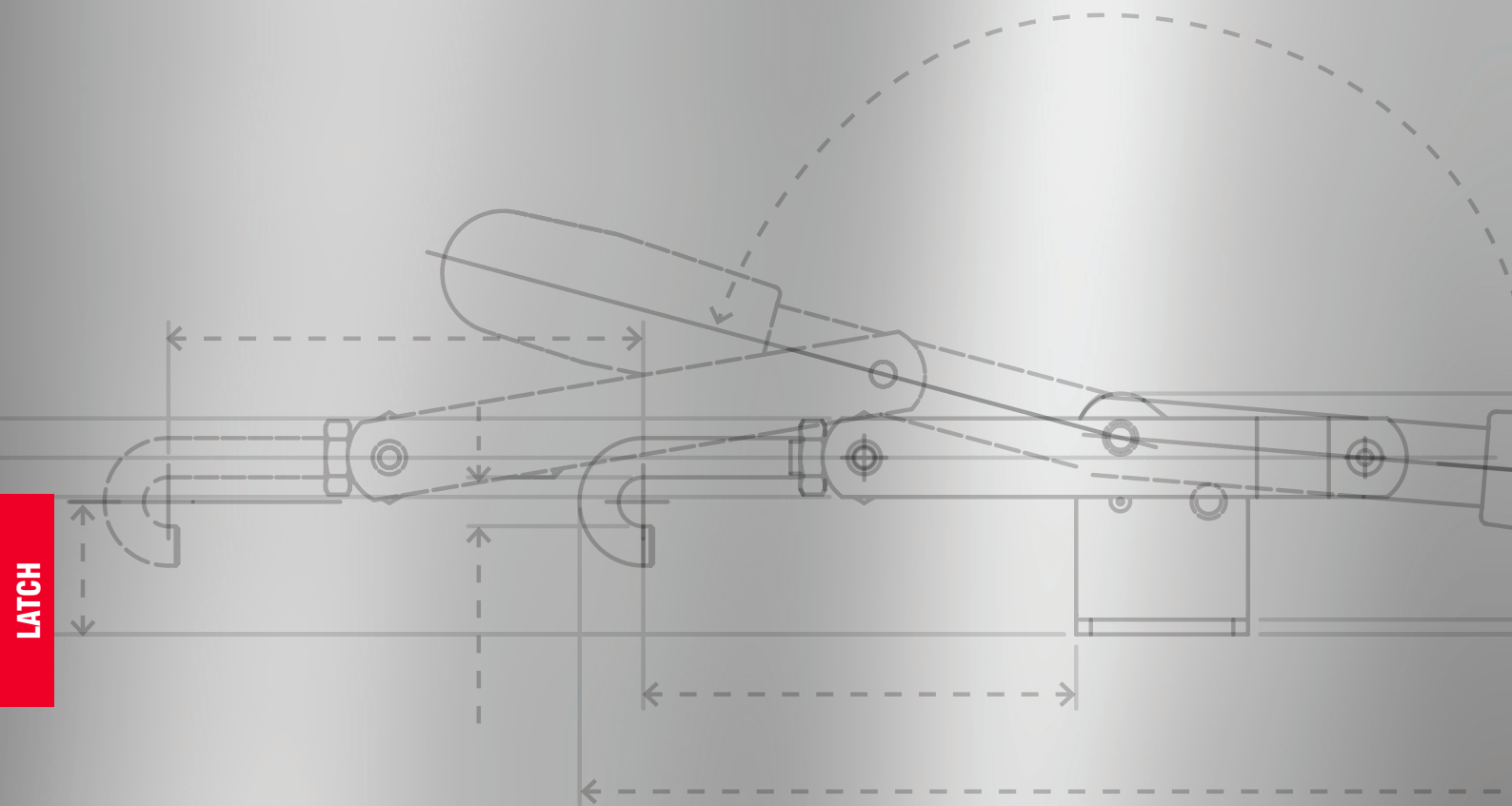


LATCH SERIES



Here you can download
2D and 3D CAD drawings
of all products.



The tie rod clamping tools are characterized by a circular movement of the control lever that transforms into a linear movement of the tie rod. These products are mostly used in closing hinged lids, for container boxes or for machine and equipment doors.

LIGHT SERIES: It has holding forces from 160 to 1000 daN. They are available in galvanized steel and stainless steel.

HEAVY-DUTY SERIES: It has holding forces from 1700 to 4000 daN. They are available in hot-stamped, painted, phosphated or stainless steel.

HIGH TEMPERATURE SERIES:

It has retention forces of 1500 daN.

These tools are free of plastic parts and with the appropriate modifications compared to the light series models (couplings with different tolerances, changes in geometries, different finishes, etc., etc.) that make them suitable for use in environments that can reach 240-300 °C. The products are made of raw steel. They are normally used in the rotational moulding of plastic and require a type of clamping capable of working safely and quickly at high temperatures without uncertainties in closing and opening.

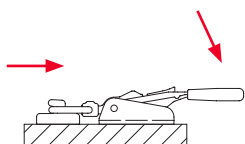
TOGGLE LATCHES: The ET-EG-ETL-EGL models represent a compact version of the lightweight series. They are normally used for closing lids or light doors. Thanks to the possibility of inserting a padlock, they can be used as anti-intrusion security locks.

TIE RODS: they can be single (eyebolt, T-shaped and hook-shaped) or double. All the tie rods are adjustable within the stroke (dimension D).

BASIC TYPES: The support base is parallel to the line of action of the force. In the closed position, the control lever is parallel to the support base. T - TF - TL - TFL - T2- T5 - T6.

The support base is perpendicular to the line of action of the force. In the closed position, the control lever is parallel to the support base. T3.

The support base is perpendicular to the line of action of the force. In the closed position, the control lever is perpendicular to the support base. T4.



T5

TIE RODS CLAMPING TOOLS, WITH SAFETY LEVER, HEAVY-DUTY SERIES

Material:

Forged and phosphated steel.

Base and safety slider:

Phosphated steel.

Pins:

Hardened steel.

Handle:

Red polyurethane; resistant to oils, greases and other chemical agents.

Features and applications:

These clamping tools are equipped with a special safety lever that ensures the perfect anchoring of the tool, preventing any accidental openings caused by vibrations or shocks.

With one hand you can open the tool, disengage the work surface (the clamping lever opens by itself) and close it for the next operation.

The construction features and the materials used give these tools high resistance, making them suitable for particularly heavy-duty uses.

The position of the threaded tie rod can be adjusted within a certain range (see dimension "D") to fit the requirements of use.

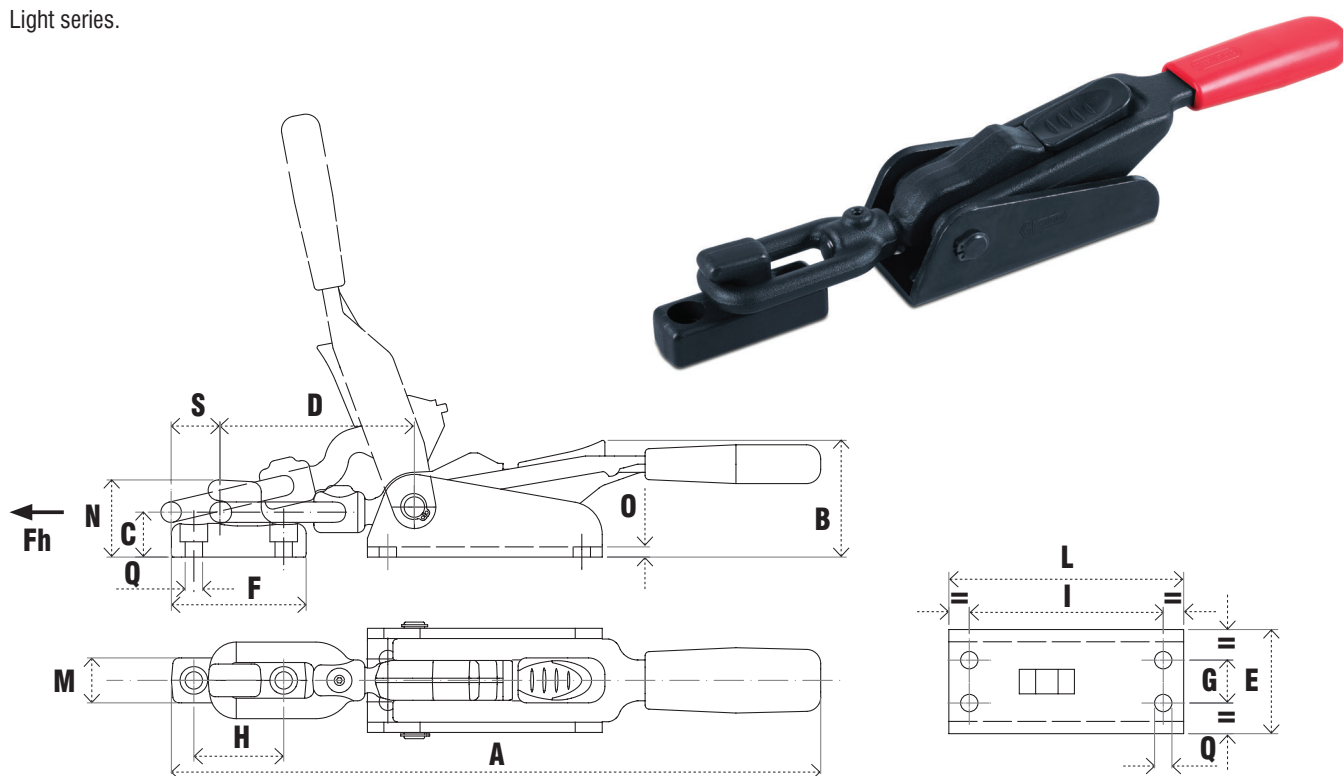
The support base is parallel to the line of action of the force.

In the closed position, the control lever is parallel to the support base.

A special grease is placed between the contacting surfaces during assembly.

Other available executions:

Light series.



LATCH

Code	Description	A	B	C	D	E	F	G	H	I	L	M	N	O	Q	S	Fh (daN)	Gr.
AL590	1400/T5	318	57	22	95 ÷ 105	51	66	21	44	95	115	22	38	5	8.5	24	1500	1600