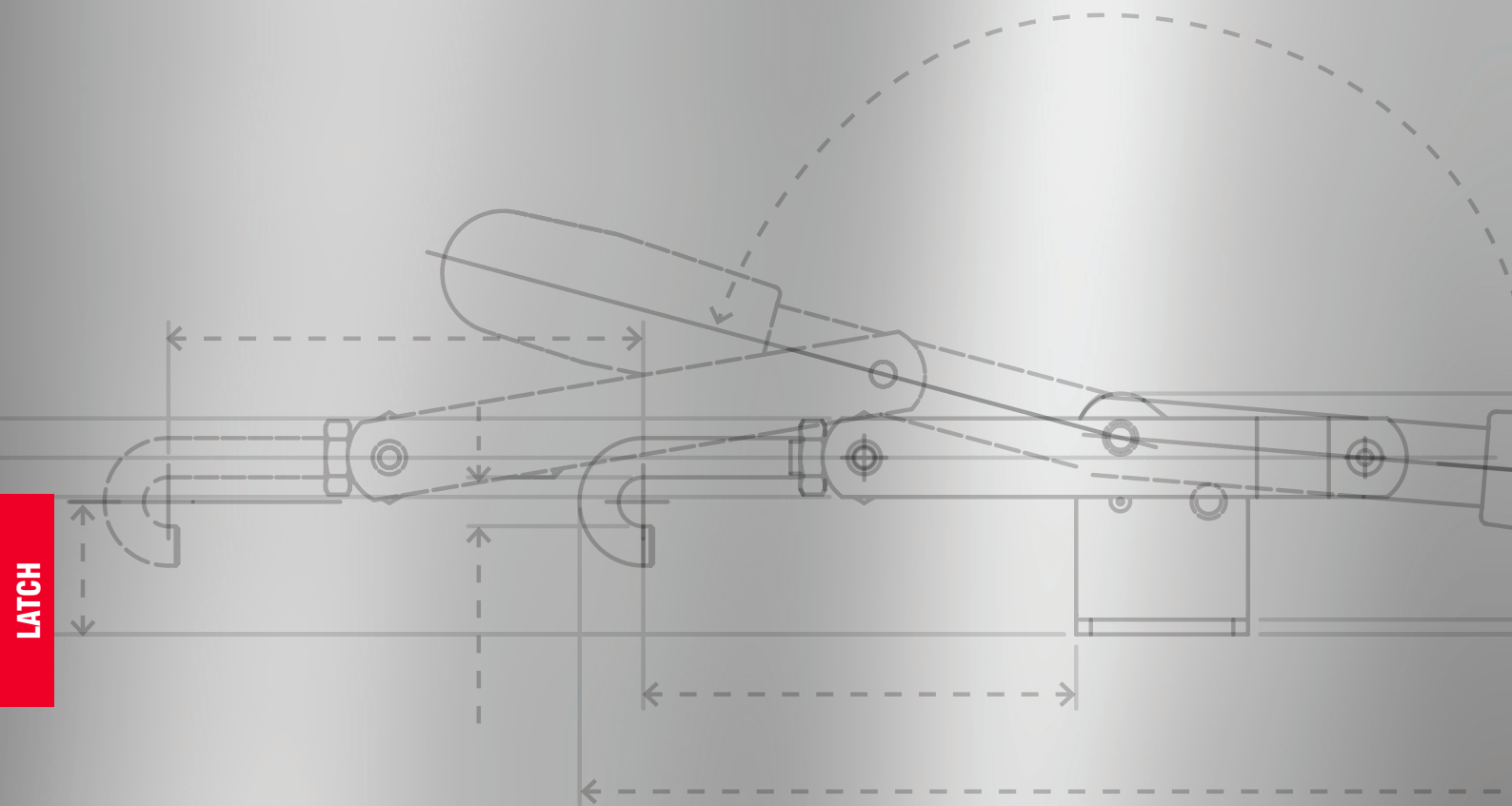


LATCH SERIES



Here you can download
2D and 3D CAD drawings
of all products.



The tie rod clamping tools are characterized by a circular movement of the control lever that transforms into a linear movement of the tie rod. These products are mostly used in closing hinged lids, for container boxes or for machine and equipment doors.

LIGHT SERIES: It has holding forces from 160 to 1000 daN. They are available in galvanized steel and stainless steel.

HEAVY-DUTY SERIES: It has holding forces from 1700 to 4000 daN. They are available in hot-stamped, painted, phosphated or stainless steel.

HIGH TEMPERATURE SERIES:

It has retention forces of 1500 daN.

These tools are free of plastic parts and with the appropriate modifications compared to the light series models (couplings with different tolerances, changes in geometries, different finishes, etc., etc.) that make them suitable for use in environments that can reach 240-300 °C. The products are made of raw steel. They are normally used in the rotational moulding of plastic and require a type of clamping capable of working safely and quickly at high temperatures without uncertainties in closing and opening.

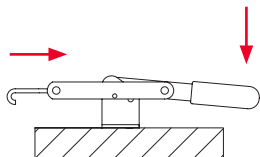
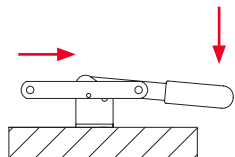
TOGGLE LATCHES: The ET-EG-ETL-EGL models represent a compact version of the lightweight series. They are normally used for closing lids or light doors. Thanks to the possibility of inserting a padlock, they can be used as anti-intrusion security locks.

TIE RODS: they can be single (eyebolt, T-shaped and hook-shaped) or double. All the tie rods are adjustable within the stroke (dimension D).

BASIC TYPES: The support base is parallel to the line of action of the force. In the closed position, the control lever is parallel to the support base. T - TF - TL - TFL - T2- T5 - T6.

The support base is perpendicular to the line of action of the force. In the closed position, the control lever is parallel to the support base. T3.

The support base is perpendicular to the line of action of the force. In the closed position, the control lever is perpendicular to the support base. T4.



T - TF

TIE ROD TOGGLE CLAMPS

Base, control lever, clamping lever, riveted pivots:

Galvanized steel.

Handle:

Red polyurethane; resistant to oils, greases and other chemical agents.

Executions:



- **T**: equipped with galvanized steel traction pivot.
- **TF**: equipped with galvanized steel traction hook rod.

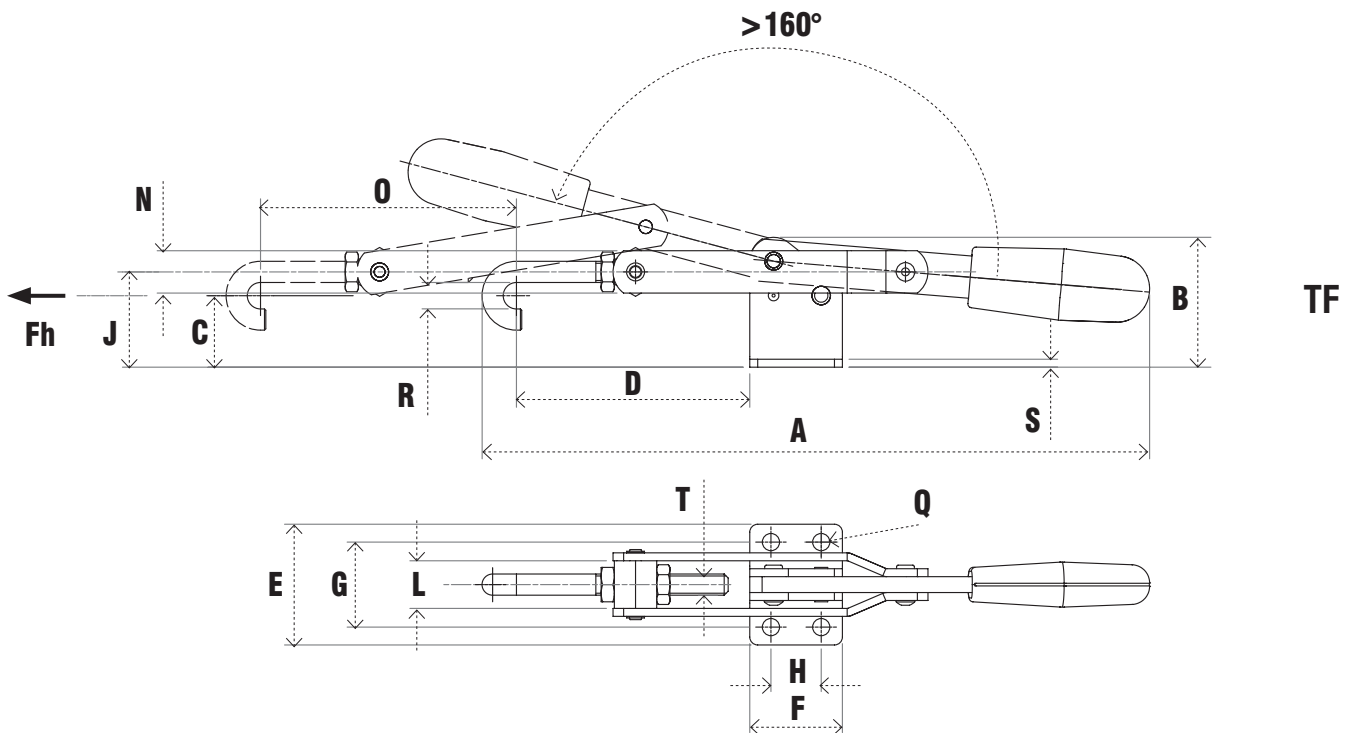
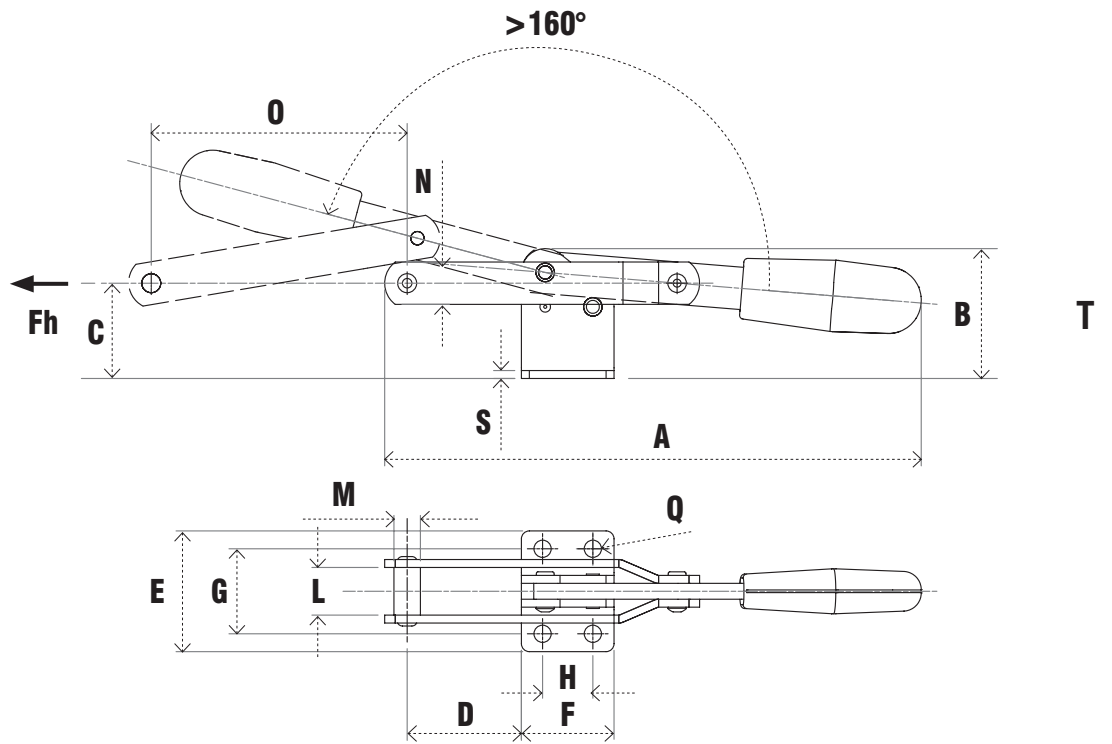
Features and applications:


These tools are particularly suitable for closing machine covers or doors.

The position of the threaded tie rod can be adjusted within a certain range (see dimension "D") to fit the requirements of use.

A special grease is placed between the contacting surfaces during assembly.





Code	Description	A	B	C	D	E	F	G	H	J	L	M	N	O	Q	R	S	T	Fh (daN)	Gr. 
AL200	200/T	203	49	36	43	45	35	32	19		18	10	16	100	6.5		3		200	300
AL205	200/TF	251	49	29	85 ÷ 105	45	35	32	19	36	18		16	100	6.5	5	3	M8	200	380
AL300	300/T	225	49	36	43	60	48	45	32		21	10	18	100	8.5		3		300	460
AL305	300/TF	277	49	25	90 ÷ 115	60	48	45	32	36	21		18	100	8.5	6	3	M10	300	560
AL400	400/T	275	60.5	43	45.5	84	54	60.5	28.5		26	14	25	160	10.5		5		400	1000
AL405	400/TF	339	60.5	30	107 ÷ 129	84	54	60.5	28.5	43	26		25	160	10.5	7	5	M12	400	1200