



ZUORDNUNGSLISTE ANTRIEBSELEMENTE FÜR PKW
APPLICATION GUIDE DRIVE BELTS FOR PASSENGER CARS

CAR POWER



Engineered
in Germany
Quality since 1872

Edition 1 / 2014

OPTIBELT	2-13
MARATHON 1 RBK ZRK KIT WASSERPUMPEN-KIT	
MARATHON 1 RBK ZRK KIT WATER PUMP KIT	
SERVICE TOOLS	14-17
TECDOC VERKAUFSFÖRDERUNG	18-21
SALES PROMOTION PROMOTION DES VENTES PROMOCIÓN DE VENTAS	
MONTAGE- UND WARTUNGSHINWEISE	22-23
INSTALLATION AND MAINTENANCE HINTS CONSEILS DE MONTAGE ET D'ENTRETIEN	
MONTAJE E INSTRUCCIONES DE MANTENIMIENTO	
HAFTUNG	24
LIABILITY RESPONSABILITÉ RESPONSABILIDAD	
ZEICHENERKLÄRUNG	25
KEY TO SYMBOLS SIGNIFICATION DES SYMBOLES SIGNIFICADO DE SÍMBOLOS	
ANWENDUNGSBEISPIEL	25
APPLICATION EXAMPLES EXEMPLES D'UTILISATION EJEMPLO DE APLICACIÓN	
PKW	27-979
AUTOMOTIVE AUTOMOBILES AUTOMÓVIL	
Acura	28- 28
Alfa Romeo	28- 44
Alpina	44- 44
Aro	44- 44
Asia Motors	44- 44
Audi	44-114
Autobianchi	114-114
Barkas	114-115
BMW	115-140
Buick	140-141
Cadillac	141-143
Chery	143-143
Chevrolet	144-152
Chrysler	152-158
Citroën	158-202
Dacia	202-205
Daewoo	205-212
Daihatsu	212-216
Daimler	216-216
Dodge	216-219
Eagle	219-219
Eunos	219-219
Ferrari	219-220
Fiat	220-264
Ford	264-307
Ford Australia	307-317
Ford USA	317-321
FPV	321-322
FSO	322-322
Geo	322-323
GMC	323-323
Holden	323-337
Honda	337-351
Hummer	351-352
Hyundai	352-369
Infiniti	370-370
Innocenti	370-371
Isuzu	371-371
Iveco	371-372
Jaguar	372-374
Jeep	374-378
Kia	379-388
Lada	388-395
Lancia	395-408
Land Rover	409-411
Landwind	411-411
LDV	411-411
Lexus	411-413
Lincoln	413-413
Lotus	413-413
Mahindra	414-414
Maruti	414-414
Maserati	414-414
Mazda	414-433
Mega	433-433
Mercedes-Benz	433-465
Mercury	465-465
Metrocab	465-465
MG	465-469
Mini	469-470
Mitsubishi	470-489
Morris	489-489
Moskvich	490-490
Nissan	490-507
Opel	507-561
Perodua	561-561
Peugeot	561-604
Plymouth	604-605
Pontiac	605-606
Porsche	606-609
Proton	609-612
Puch	613-613
Renault	613-676
Rolls-Royce	676-676
Rover	676-691
Saab	691-702
Seat	702-736
Skoda	736-757
Smart	757-759
Ssangyong	759-761
Subaru	761-770
Suzuki	770-782
Tata (Telco)	782-783
Toyota	783-812
Vauxhall	812-852
Volvo	852-891
VW	891-978
Wartburg	978-978
Zastava	979-979
TRANSPORTER	981-1171
TRANSPORTER FOURGON FURGONETA	
Citroën	982- 997
Daihatsu	997- 997
Fiat	997-1012
Ford	1012-1028
Ford Australia	1028-1035
Holden	1035-1037
Hyundai	1037-1041
Isuzu	1041-1042
Iveco	1042-1052
Kia	1052-1052
LDV	1052-1052
Mazda	1053-1053
Mercedes-Benz	1053-1084
Mitsubishi	1084-1087
Nissan	1087-1090
Opel	1090-1095
Peugeot	1095-1113
Renault	1113-1122
Renault Trucks	1122-1124
Ssangyong	1124-1124
Subaru	1124-1124
Suzuki	1124-1124
Toyota	1125-1127
Vauxhall	1128-1131
VW	1132-1171
TEILENUMMERN	1173-1275
PART NUMBERS RÉFÉRENCES REFERENCIA ORIGINAL	
VERZEICHNIS OPTIBELT KIT REPARATURSÄTZE	1276-1332
COMPOSITION OPTIBELT KIT REPAIR KITS COMPOSANTS OPTIBELT KIT COMPOSICIÓN OPTIBELT KIT	
ABKÜRZUNGEN	COVER
ABBREVIATIONS • ABRÉVIATIONS • ABREVIATURAS	

OPTIBELT C

„Für Profis führt
an OE-Qualität
kein Weg vorbei!“

Michael, 33, Mechatronikmeister



VERTRAUEN IST DAS WERTVOLLSTE CAPITAL EINER PROFIWERKSTATT

Vertrauen ist die Basis für den Erfolg. Nichts ist ärgerlicher, als dieses Vertrauen leichtfertig aufs Spiel zu setzen – z. B. durch den Einbau billiger Ersatzteile. Aus diesem Grund setzen immer mehr Profiwerkstätten weltweit auf die Erstausrüsterqualität von OPTIBELT. Die Ingenieure des deutschen Familienunternehmens investieren viel Zeit und noch mehr Energie in die Materialforschung. Dabei entstehen Antriebsriemen, die immer höheren Belastungen standhalten und die durch ihre extreme Langlebigkeit überzeugen.



AR POWER

Keilrippenriemen
optibelt RBK



Keilriemen
optibelt MARATHON 1



Zahnriemen
optibelt ZRK



Reparaturatz
mit Wasserpumpe
optibelt KIT



Reparaturatz
optibelt KIT

OPTIBELT C

“For professionals,
there is no getting
past OE quality!”

Michael, 33, mechatronics technician



TRUST IS THE MOST VALUABLE CAPITAL OF A PROFESSIONAL WORKSHOP

Trust is the basis for success. Nothing is more aggravating than to frivolously jeopardise this trust – e.g., by installing cheap components. It is for this reason that more and more professional repair shops worldwide rely on OE quality by OPTIBELT. The engineers of the German family-run business invest a lot of time and even more energy into the research of materials. In the process, drive belts come into being that stand up to ever-increasing levels of stress and are impressive due to their extreme level of durability.



AR POWER

Ribbed V-belts
optibelt RBK



V-belts
optibelt MARATHON 1



Timing belts
optibelt ZRK



Repair kit
with water pump
optibelt KIT



Repair kit
optibelt KIT

optibelt MARATHON 1

KEILRIEMEN

FLANKENOFFEN, FORMGEZAHNT



Der **optibelt MARATHON 1** wurde für den Antrieb von Nebenaggregaten in PKW- und LKW-Motoren entwickelt. Dieser flankenoffene und formgezahnte Keilriemen zeichnet sich durch seine hohe Lebensdauer und das dehnungsarme Spannungsverhalten aus.

Aufgrund seiner Eigenschaften ist der **MARATHON 1** in seinem Einsatz besonders wirtschaftlich und wartungsarm. Die Laufruhe, mit der er auch bei kleinen Scheibendurchmessern Lichtmaschinen, Wasserpumpen, Klimakompressoren oder Servolenkungen antreibt, kann jeden Mechatroniker nur begeistern.

PROFILE

AVX 10; AVX 13;
 AVX 11; AVX 11,2; AVX 11,5; AVX 11,9
 Die Profile AVX 10 und AVX 13 entsprechen in ihren Querschnitten und Maßen DIN 7753 Teil 3 sowie den Normen ISO 2790 und SAE.

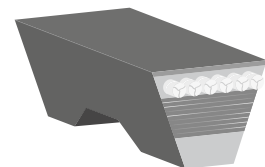
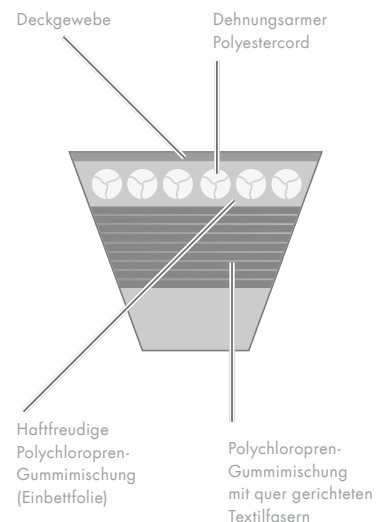
V10; V13; V15; V20
 JASO E107:2000, Attachment 1

10A; 11A; 13A; 15A; 17A; 20A
 SAE J636

PRODUKTVORTEILE

- Lange Lebensdauer
- Hoher Wirkungsgrad
- Wartungsarmer Betrieb
- Hohe Laufruhe
- Ausgezeichnetes Spannungsverhalten

MARATHON 1 im Querschnitt



optibelt MARATHON 1

V-BELTS

RAW EDGE, MOULDED COGGED



The **optibelt MARATHON 1** was especially developed for the drive of ancillary components in passenger car engines. This raw edge and moulded cogged V-belt is distinguished by its high level of durability and its low-stretch tension behaviour.

The characteristics of the **MARATHON 1** make its use especially cost-effective requiring low maintenance. Any mechatronic engineer would be enthused by its smooth running, even in the case of small pulley diameters for propelling alternators, water pumps, air conditioning compressors, or power steering.

PROFILES

AVX 10; AVX 13;
AVX 11; AVX 11,2; AVX 11,5; AVX 11,9

With regard to their cross sections and dimensions, the AVX 10 and AVX 13 profiles are compliant with DIN 7753, part 3, as well as the standards ISO 2790 and SAE.

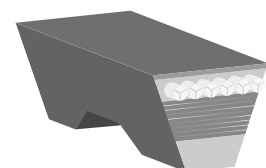
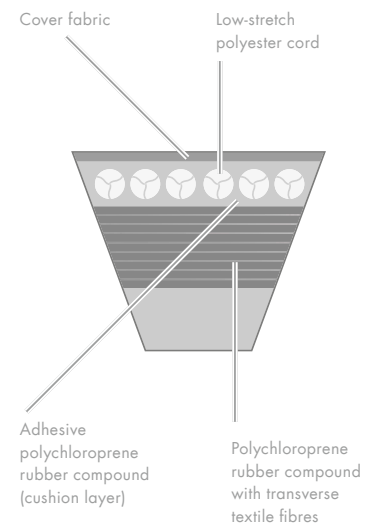
V10; V13; V15; V20
JASO E107:2000, Attachment 1

10A; 11A; 13A; 15A; 17A; 20A
SAE J636

PRODUCT BENEFITS

- High level of durability
- High efficiency
- Low-maintenance operation
- Very smooth running
- Excellent tension behaviour

MARATHON 1 cross section



optibelt RBK

KEILRIPPENRIEMEN

KEILRIPPENRIEMEN, ELASTISCH



Der **optibelt RBK** ist ein Hochleistungs-Keilrippenriemen für alle modernen Nebenaggregatsantriebe in PKW und Transportern.

Durch die hohe Biegewilligkeit erlaubt diese Riemenkonstruktion eine platzsparende Anordnung der Nebenaggregate in den immer enger werdenden Bauräumen heutiger PKW. Mit dem Einsatz elastischer Keilrippenriemen kann auf Spannsysteme verzichtet werden. Diese Lösung unterstützt das Streben der Automobilindustrie nach Flexibilität, Gewichtsreduzierung, Kostenoptimierung und Verringerung der CO₂-Emissionen.

Selbst unter Umwelteinflüssen wie Staub, Nässe und extremen Temperaturen sorgt der **RBK** für eine sichere und geräuscharme Kraftübertragung. Ob im Zusammenspiel mit modernen Spannsystemen oder als elastischer Keilrippenriemen: Der **RBK** erfüllt die Vorgaben der Fahrzeughersteller und erzielt höchste Laufleistungen.

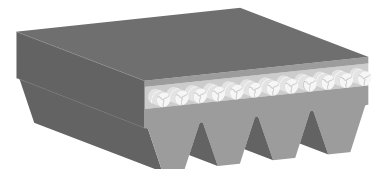
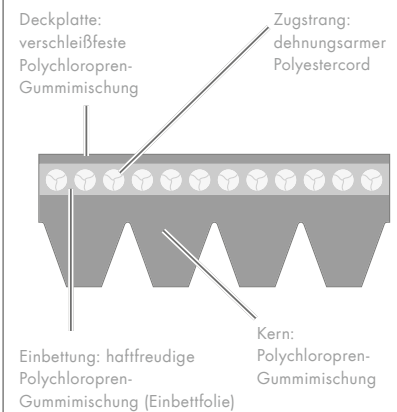
PROFILE

PJ; PK; DPK; EPK

PRODUKTVORTEILE

- Große Übersetzungsverhältnisse
- Hohe Kraftübertragung
- Minimaler Schlupf
- Hohe Temperaturbeständigkeit
- Schwingungs- und geräuscharm

RBK im Querschnitt



optibelt RBK

RIBBED V-BELTS

RIBBED V-BELTS, ELASTIC



The **optibelt RBK** is a high performance ribbed V-belt for all modern standard ancillary component drives in passenger cars and transporters.

By means of its high level of flexibility, this belt construction enables space to be saved when configuring ancillary components, an ever-increasing constraint in the passenger vehicles of today. By using elastic ribbed V-belts, tensioning systems can be done without. This solution supports the automotive industry in its endeavours to increase flexibility, reduce weight, optimise costs and reduce CO₂ emissions.

Even under environmental influences such as dust, moisture and extreme temperatures, the **RBK** provides for secure and silent power transmission. Whether combined with modern tensioning systems or as elastic ribbed V-belts: the **RBK** satisfies vehicle manufacturer requirements and achieves the highest level of operational performance.

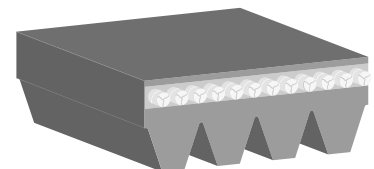
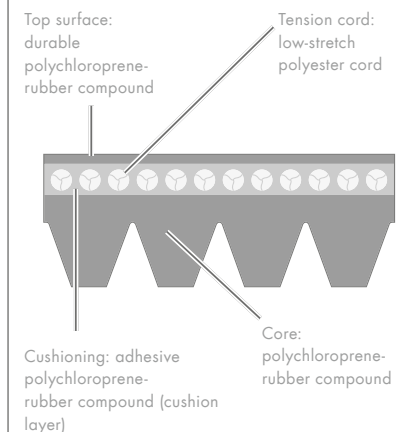
PROFILES

PJ; PK; DPK; EPK

PRODUCT BENEFITS

- High transmission ratio
- High power transmission
- Minimum slip
- High resistance to temperature
- Low levels of noise and vibrations

RBK cross section



optibelt ZRK

ZAHNRIEMEN



Der **optibelt ZRK** erfüllt die hohen Anforderungen der Automobilhersteller. Dieser Zahnriemen sorgt selbst nach Tausenden Kilometern noch für einen synchronen Antrieb der Nockenwellenräder oder Ausgleichswellen. Aufgrund der optimal aufeinander abgestimmten Materialien erzielt der **ZRK** hervorragende Ergebnisse hinsichtlich Leistung und Lebensdauer.

Beispielhaft sind seine anspruchsvollen Materialverbindungen, wie abriebfeste Gewebe, dehnungsfreie Zugträger und widerstandsfähige Elastomere.

PROFILAUSWAHL

Profile und Abmessungen auf Anfrage

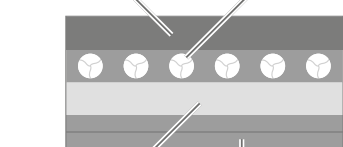
PRODUKTVORTEILE

- Hoher Wirkungsgrad
- Maximale Lebensdauer und Betriebssicherheit
- Hohe Beständigkeit gegen Abrieb, Kälte und Hitze
- Hohe Reißfestigkeit und Längenstabilität

ZRK im Querschnitt

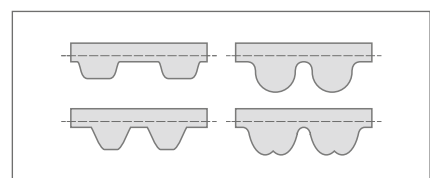
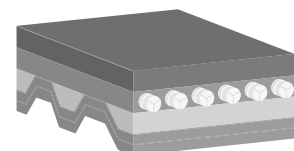
Rücken: verschleißfeste Polychloropren-Gummimischung

Zugstrang: dehnungsarmer Glasfascord



Zahnkern: abscherfeste Polychloropren-Gummimischung

Gewebe: abscherfestes Polyamid



optibelt ZRK

TIMING BELTS



The **optibelt ZRK** fulfils the high demands of automobile manufacturers. This timing belt provides synchronous drives for cam drive pulleys or balance shafts even after thousands of kilometres. Due to ideally matched materials, the **ZRK** achieves outstanding results with regard to performance and durability.

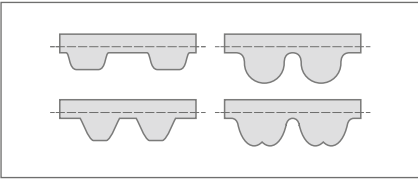
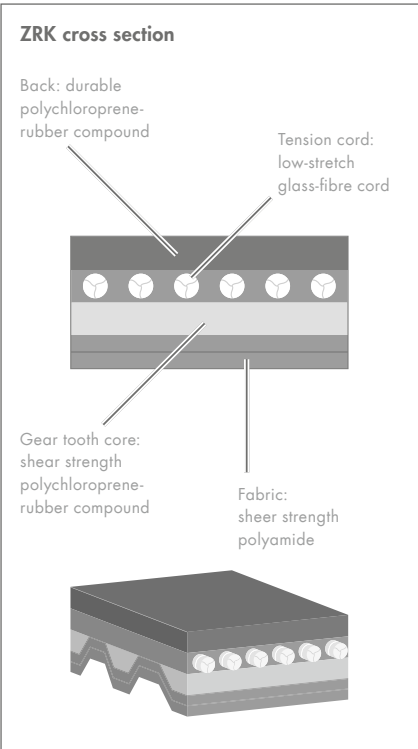
Its sophisticated material combinations are exemplary including abrasion resistant fabric, stretch-free tension members and resistant elastomers.

PROFILE ASSORTMENT

Profiles and dimensions upon request

PRODUCT BENEFITS

- High efficiency
- Maximum durability and operational safety
- High resistance against abrasion, heat and cold
- High tensile strength and length stability



optibelt KIT REPARATURSÄTZE

ALLES, WAS SIE BRAUCHEN

Nur wer bei Ersatzteilen keine Kompromisse eingeht, kann seinen Kunden optimale Sicherheit und ein perfekt funktionierendes Antriebssystem bieten. Profiwerkstätten gehen beim Zahnriemenwechsel auf Nummer sicher und setzen weltweit auf Präzision von OPTIBELT.

Unsere Reparatursätze bestehen aus optimal aufeinander abgestimmten Komponenten, die zur Sicherheit und aus ökonomischen Gründen gleich in einem Arbeitsgang ausgewechselt werden sollten.

- Fahrzeugspezifischer **optibelt ZRK** Zahnriemen
- Passende Spann- und Umlenkrollen
- Zugehörige Anbauteile
- Wahlweise mit oder ohne Wasserpumpe

Die **optibelt KIT** Reparatursätze ersparen Ihnen das umständliche Bestellen von Einzelteilen.



**ALLE
VORTEILE
AUF EINEN
BLICK!**

alle Teile in einem
Reparatursatz –
wahlweise mit oder ohne
Wasserpumpe

in bewährter
Erstausrüsterqualität

funktionelle Verpackung

für alle gängigen PKW

optibelt KIT REPAIR SETS

EVERYTHING YOU NEED

Those leery of making compromises concerning spare parts can offer maximum security and a drive system that functions flawlessly. Worldwide, professional repair shops play it safe when changing timing belts and rely on precision by OPTIBELT.

Our repair kits are made of optimally aligned components which are changed in a single working process for safety and economical reasons.

- Vehicle specific **optibelt ZRK** timing belts
- Appropriate tension and guide idler pulleys
- Relevant accessories
- Optional with or without a water pump

The **optibelt KIT** repair sets save from having to carry out the laborious process of ordering individual parts.



ALL ADVANTAGES AT A GLANCE!

all parts included
in a single repair set –
optional with or without
a water pump

in tried and tested
OE quality

functional packaging

for all conventional
passenger cars

SERVICE TOOLS



optibelt OPTIKRIK 0, I, II, III für die Messung der Vorspannung von Keilriemen, Kraftband und Keilrippenriemen

Vorspannungsmessgeräte prüfen zuverlässig, ob der Keilriemen, das Kraftband oder der Keilrippenriemen in Ihrem Kraftfahrzeug richtig laufen. Die Handhabung der Messgeräte ist einfach. Unsere Außendienstmitarbeiter unterweisen Sie gern.



optibelt MESSLATTE für die Messung von Innenlängen bei Keilriemen, Zahnriemen und Keilrippenriemen

Die **optibelt MESSLATTE** ist das perfekte Hilfsmittel zur Messung von Innenlängen. Der mögliche Messbereich liegt zwischen 500 und 2500 mm.

Bitte beachten: Alle ermittelten Innenlängen sind nur Anhaltswerte! Exakte Längenbestimmungen sind nach DIN-/ISO-/RMA-Norm durchzuführen.



optibelt LASER POINTER II für die präzise Ausrichtung des Antriebs

OPTIBELT empfiehlt den handlichen **optibelt LASER POINTER II** zum Ausrichten des Antriebs. Das Ausrichten wird erleichtert, da kein Richtfaden gehalten werden muss und der kräftige, helle Laserstrahl klar auf dem silbernen Zielmagneten sichtbar wird.

Der Monteur kann schneller und genauer ausrichten. Weniger Reibung heißt weniger Scheiben- und Riemenverschleiß, längere Laufzeiten und damit weniger Standzeiten. Die Ersatzteilkosten sinken. Bei mehreren oder großen Antrieben amortisiert sich daher der Einsatz des **LASER POINTER II** meist schon im ersten Monat der Anschaffung.



SERVICE TOOLS



**optibelt
OPTIKRIK 0, I, II, III**
for measuring the tension
of V-belts, kraftbands,
and ribbed V-belts

Regularly use the tension gauge to check if the V-belt, the kraftband or the ribbed V-belt is running properly in your vehicle. Handling the measuring gauges is simple. Our field service team will be happy to assist you.



**optibelt
MEASURING GAUGE**
for measuring inner lengths
of V-belts, timing belts
and ribbed V-belts

The **optibelt MEASURING GAUGE** is the perfect aid for measuring inner lengths. It is possible to measure lengths between 500 and 2500 mm.

Please note: All inner lengths determined are only reference values! Determination of exact lengths must be carried out according to DIN / ISO / RMA standard.



optibelt LASER POINTER II
for the precise alignment
of the drive

OPTIBELT recommends the handy **optibelt LASER POINTER II** for aligning drives. Alignment is easier because it is not necessary to hold a levelling cord and the powerful and bright laser beam is visible on the silver target magnets.

The assembly engineer can perform alignment quicker and more accurately. Less friction means less wear on pulleys and belts, longer running time, thus resulting in fewer downtimes. Reduction in spare parts costs. In the case of several or large drives therefore, use of the **LASER POINTER II** pays off already in the first month of purchase.



optibelt MT-A & MT-A II

für den sicheren und fachgerechten Einbau elastischer optibelt EPK Keilrippenriemen

Mit dem **optibelt MT-A** bekommen Sie ein universelles Werkzeug an die Hand, welches eine Vielzahl von teuren Spezialwerkzeugen der Fahrzeughersteller ersetzt. Die Riemen können schnell und fachgerecht montiert werden. Alles, was außerdem benötigt wird, sind der **EPK** Riemen und ein Schrauben- oder Steckschlüssel, um die Antriebsscheibe manuell drehen zu können.

Durch die spezielle Funktionsweise des Werkzeuges kann eine Vielzahl von Fahrzeugen gewartet werden. Es ist für einen langfristigen Gebrauch konzipiert. Die Anschaffung wird jeder Werkstatt empfohlen, die für die neue Riemen- generation und deren spezielle Montage gerüstet sein möchte und muss.



**QR-CODE SCANNEN – FILM AB!
DER OPTIBELT MT-A & MT-A II
IM EINSATZ**



PRODUKTVORTEILE

- Einfache Handhabung
- Zusätzliches Hilfsmittel zur Demontage des alten Riemens
- Verhindert Überdehnung oder Beschädigung des Riemens

optibelt TT-A

für die schnelle und exakte Ermittlung der korrekten Antriebsriemenspannung

Das neue **optibelt TT-A** Frequenz-Messgerät ermöglicht es Kfz-Werkstätten, exakt, schnell und unkompliziert die korrekte Spannung zu ermitteln und zu kontrollieren. So sind Sie bei der Wartung und beim Austausch von Antriebsriemen immer auf der sicheren Seite. Die Arbeitsweise des Gerätes ist simpel: Nach dem Einschalten ist das Gerät sofort zur Messung bereit. Der vorgespannte Riemen wird durch Anschlagen per Finger oder mit einem Gegenstand in Schwingung versetzt. Die daraus resultierenden Riemenschwingungen werden mit dem Messfühler erfasst.

Der Messwert wird auf dem Display des Gerätes in der Einheit Hertz angezeigt. Die erforderlichen Einstellwerte für eine Vielzahl von Fahrzeugen lassen sich ganz einfach aus dem mitgelieferten Handbuch ermitteln. Diese Art der Messung hat sich bei OPTIBELT seit Jahren bewährt und spiegelt den aktuellen Stand der Technik wider. Das **TT-A** misst die Spannung von **RBK** und **ZRK** Riemen sowie aller OE- und OE-identischen Zahnriemen und Keilrippenriemen.



PRODUKTVORTEILE

- Einfache 1-Knopf-Bedienung
- Kompakter Messfühler, auch für enge Motorräume und schwer zugängliche Stellen
- Gut lesbare LCD-Anzeige
- Auto-Abschaltung nach 3 Min.
- Akustisches Messsignal

optibelt MT-A & MT-A II

for safe and proper installation of elastic
optibelt EPK V-ribbed belts

With the **optibelt MT-A** you have a universal tool at your disposal that can replace many expensive special tools used by automobile manufacturers. The belts can therefore be installed properly and quickly. The **EPK** belt and a screw driver or socket spanner are the only things that are additionally needed to manually turn the driving pulley.

Maintenance can be performed on several vehicles due to this special functionality of the tool. It is designed for use of the long term. Its purchase is recommended to every workshop that would like to be, and must be equipped for the new generation of belts and their special type of assembly.



SCAN A QR CODE – SHOWTIME!
THE OPTIBELT MT-A & MT-A II IN USE



PRODUCT BENEFITS

- Easy handling
- Additional aid for disassembly of old belts
- Prevents twisting or damage to belts

optibelt TT-A

for quick and exact determination
of correct drive belt tension

The new **optibelt TT-A** frequency tension tester makes it possible for commercial vehicle repair shops to determine and regulate the correct tension quickly and in an uncomplicated manner. In this way, during maintenance and the replacement of drive belts, you are always on the safe side. Using the device is simple: After start up, the device is immediately ready for measuring. The pretensioned belt is caused to vibrate by plucking it with a finger or another object. The resulting belt vibrations are detected by the detecting element.

The measured value is indicated in Hertz on the display of the device. The required configuration values for multiple vehicles can be determined simply by checking the supplied manual. This type of measurement has stood the test of time for years at OPTIBELT and reflects the current state of the art. The **TT-A** measures the tension of **RBK** and **ZRK** belts as well as OE and OE-identical timing belts and ribbed V-belts.



PRODUCT BENEFITS

- Simple 1-button operation
- Compact detecting element, even in the case of narrow engine compartments and areas that are difficult to access
- Well readable LCD display
- Automatic shut-down after 3 min.
- Acoustical measuring signal

AUF HOCHTOUREN

**Für unsere Vertriebspartner geben wir Vollgas:
Ob Einkauf oder Verkauf – mit verschiedenen
Maßnahmen und Services sorgt OPTIBELT dafür,
dass die Geschäfte noch besser laufen.**

TECDOC

**HÖCHSTE PRÄZISION BEI DER DATENÜBERMITTLUNG –
OPTIBELT IST „TECDOC CERTIFIED DATA SUPPLIER“.**



TecDoc versorgt Werkstätten und Handel mit aktuellen und umfassenden Daten zur Identifizierung und Bestellung von Teilen – sowohl im PKW- als auch im NKW-Bereich. Bereitgestellt werden die Informationen direkt aus den Datenbanken der kooperierenden Automobilteile-Hersteller in standardisierter Katalogform. Als besonders zuverlässiger TecDoc-Partner, der die hierfür notwendigen Qualitätskriterien in jeder Hinsicht erfüllt, bekam OPTIBELT das Gütesiegel „TecDoc Certified Data Supplier“ verliehen.

PARTSLIFE

**FÜR OPTIBELT IST UMWELTSCHUTZ MEHR ALS
DIE EINHALTUNG GESETZLICHER RICHTLINIEN.**



Die Frage ist: Wie lassen sich ökologische, wirtschaftliche und soziale Verantwortung auf einen Nenner bringen? Mit dem auf die Kfz-Teilebranche spezialisierten Umweltmanagement-System Partslife steht OPTIBELT ein verlässliches System in Sachen Umweltschutz zur Seite.





„Rund um die Uhr
für mich da.“

Michael, 33, Mechatronikmeister

Besuchen Sie uns auf
optibelt.com



MEDIA PLUS

Unser B2B-Shop im Netz:
Alle Produkte rund um die
Uhr online bestellen.



NEWSLETTER

Bleiben Sie auf dem Laufenden und
registrieren Sie sich jetzt für die
Automotive-E-Mail-News unter
www.optibelt.com/automotivenews



OPTIBELT CONNECT

Die direkte Verbindung zu Ihrer
Warenwirtschaft bietet Planungs-
sicherheit und Kostenersparnis.



TECDOC

Edition 1/2014

AT FULL BLAST

For our distribution partners, we are giving all we've got: Whether purchasing or sales – with various measures of action and services OPTIBELT ensures that business runs better.

TECDOC

THE HIGHEST LEVEL OF PRECISION WHEN TRANSFERRING DATA – OPTIBELT IS A "TECDOC CERTIFIED DATA SUPPLIER".




TecDoc provides repair shops and business with current and comprehensive data for the identification and ordering of parts – for the passenger cars industry as well as the industry for commercial vehicles. The information is made available directly from the data bases of cooperating automotive component manufacturers in standardised catalogue format. As a reliable TecDoc partner that meets the related quality criteria required in every aspect, OPTIBELT was awarded the quality label "TecDoc Certified Data Supplier".

PARTSLIFE

ENVIRONMENTAL PROTECTION MEANS MORE TO OPTIBELT THAN JUST COMPLYING WITH LEGAL REQUIREMENTS.



The question is: How can we reduce ecological, economic and social responsibility down to a common denominator? With the environmental management system, Partslife, which is specialised for the motor vehicle industry, OPTIBELT has a reliable system with regard to environmental protection at its side.





“Here for me,
around the clock.”

Michael, 33, mechatronics technician



MEDIA PLUS

Our B2B shop in the Internet:
Order all products around the
clock online.



NEWSLETTER

Keep up-to-date and register now
for Automotive E-mail News at
www.optibelt.com/automotivenews



OPTIBELT CONNECT

Planning safety and cost savings
offer a direct connection to your
enterprise resource planning.



TECDOC

Edition 1/2014

MONTAGE- UND WARTUNGSHINWEISE

INSTALLATION AND MAINTENANCE HINTS

CONSEILS DE MONTAGE ET D'ENTRETIEN

MONTAJE E INSTRUCCIONES DE MANTENIMIENTO

MONTAGE- UND WARTUNGSHINWEISE

OPTIBELT-Kfz-Antriebselemente gewährleisten hohe Betriebssicherheit und optimale Lebensdauer, wenn folgende Hinweise beachtet werden:

1. Die Riemenscheiben müssen genau fluchtend angeordnet sein.
2. Vor der Montage ist der Achsabstand so zu verringern, dass die Riemen zwanglos aufgelegt werden können.
3. Anschließend sind die Antriebselemente nach folgender Empfehlung zu spannen:

Profil	OPTIBELT-Ausführung	Erstspannung	Nachspannung auf Trumkraft*
AVX 10	MARATHON 1 / MARATHON 2 M=S	450 +/- 50 N	300 +/- 50 N
AVX 13	MARATHON 1 / MARATHON 2 M=S	550 +/- 50 N	400 +/- 50 N

Die Vorspannung sollte mit dem OPTIKRIK Vorspannungsmessgerät I bzw. II durchgeführt werden.

4. Keilriemen für mehrrillige Antriebe müssen üblicherweise zu Sätzen vermessen werden. OPTIBELT-Keilriemen mit der Kennzeichnung „M=S“ sind uneingeschränkt satzverwendbar, so dass eine Satzvermessung nicht notwendig ist.
5. Zahnriemen sind nach den Einbauvorschriften der Kfz-Hersteller zu montieren.

* Bei erneuter Montage oder aus Gründen, die nicht in unserem Einflussbereich liegen, ist wie oben beschrieben zu spannen.

INSTALLATION AND MAINTENANCE HINTS

OPTIBELT automotive drive elements guarantee operating safety and optimum belt life provided the following advice is followed:

1. The pulleys should be correctly aligned.
2. Before assembly the drive centre distance is to be reduced so that the belts can be fitted without undue force.
3. Subsequently the drive elements are to be tensioned in accordance with the following recommendations:

Section	OPTIBELT construction	Initial tensioning	Re-tensioning*
AVX 10	MARATHON 1 / MARATHON 2 M=S	450 +/- 50 N	300 +/- 50 N
AVX 13	MARATHON 1 / MARATHON 2 M=S	550 +/- 50 N	400 +/- 50 N

The initial tensioning should be carried out with the OPTIKRIK tension tester type I or II.

4. Fan belts for drives with multiple grooves should normally be supplied in sets. OPTIBELT fan belts with the designation „M=S“ can be used in sets without further measurement.
5. Timing belts are to be fitted in accordance with the car manufacturer's instructions.

* In case of a re-installation or for reasons beyond our control, please tension as described above.

MONTAGE- UND WARTUNGSHINWEISE

INSTALLATION AND MAINTENANCE HINTS

CONSEILS DE MONTAGE ET D'ENTRETIEN

MONTAJE E INSTRUCCIONES DE MANTENIMIENTO

CONSEILS DE MONTAGE ET D'ENTRETIEN

Les courroies automobiles OPTIBELT apportent une grande sécurité de fonctionnement ainsi qu'une durée de vie optimale lorsque les conditions ci-dessous sont respectées:

- 1°) Les poulies doivent être correctement alignées.
- 2°) Avant le montage, l'entraxe doit être réduit de manière à ce que les courroies ne soient pas montées en force.
- 3°) Enfin, la tension des éléments de transmission doit être faite de la manière suivante:

Section	Exécution OPTIBELT	Première tension	Retension*
AVX 10	MARATHON 1/ MARATHON 2 M=S	450 +/- 50 N	300 +/- 50 N
AVX 13	MARATHON 1/ MARATHON 2 M=S	550 +/- 50 N	400 +/- 50 N

La tension doit être contrôlée avec l'appareil de tension OPTIKRIK I ou II.

- 4°) Les courroies montées en jeux doivent être préalablement mesurées. Ce n'est pas le cas des courroies OPTIBELT marquées M=S, de série constante, n'ayant pas besoin d'être mesurées pour former des jeux.
- 5°) Les courroies dentées de distribution sont à monter selon les prescriptions du constructeur.

* En cas de repose ou pour des raisons ne nous concernant pas, la tension est à réaliser comme indiqué ci-dessus.

MONTAJE E INSTRUCCIONES DE MANTENIMIENTO

Los elementos de accionamiento OPTIBELT para la industria del automóvil garantizan elevada seguridad de funcionamiento y una óptima duración de vida, si se tienen en cuenta las siguientes instrucciones:

1. Las poleas deben de estar exactamente alineadas.
2. Antes del montaje se reducirá la distancia entre centros, y a continuación se colocará la correa.
3. A continuación recomendamos los siguientes valores de tensado de los elementos de accionamiento:

Perfil	Ejecución OPTIBELT	1° tensado	Postensado*
AVX 10	MARATHON 1/ MARATHON 2 M=S	450 +/- 50 N	300 +/- 50 N
AVX 13	MARATHON 1/ MARATHON 2 M=S	550 +/- 50 N	400 +/- 50 N

El pretensado se deberá de realizar con el tensor I ó II de correas OPTIKRIK.

4. Las correas trapeciales en juegos para accionamientos con canales múltiples se deberán medir previamente. Las correas OPTIBELT marcadas M=S se pueden utilizar en juegos ilimitadamente sin necesidad de medición previa.
5. Para montar las correas planas dentadas se tendrán en cuenta las instrucciones de los fabricantes de vehículos.

* Para nuevos montajes u otros motivos que no se encuentren en nuestro sector de influencia, es el tensado tal como se describe arriba.

D

Die in dieser Vergleichsliste gemachten Angaben basieren auf sorgfältigen Untersuchungen.

Änderungen sind jedoch durch den Verfasser nicht auszuschließen, so dass der Anwender nicht davon entbunden ist, sich von der Richtigkeit der Angaben zu überzeugen.

Der Verfasser schließt im Rahmen gesetzlicher Vorschriften und seiner Geschäftsbedingungen Garantie und Haftung für die in diesem Druckwerk gemachten Angaben aus.

DK

De i denne folder givne oplysninger bygger på omhyggelige.

Ændringer kan dog ikke udelukkes, hvorfor brugeren har det endelige ansvar for at sikre sig, at de givne oplysninger er korrekte.

I overensstemmelse med nationale handelsbetingelser og egne salgsvilkår frasiger udgiver sig enhver garanti og hæftelse for rigtighed af oplysninger anført i denne folder.

E

Los datos contenidos en esta lista de comparación se basan en esmeradas investigaciones. Modificaciones, no obstante, no están excluidas por parte del autor. Por lo tanto, el usuario no está exento de verificar que los datos son correctos.

El autor excluye, en base a lo dispuesto por la ley y sus condiciones de venta, garantía y responsabilidad referente a lo indicado en esta documentación.

F

Les données figurant sur cette liste de comparaison sont le fruit de recherches approfondies.

Cependant, des modifications n'étant pas exclues, l'utilisateur doit vérifier l'exactitude de ces données.

Conformément à la législation et à nos conditions générales de vente, nous déclinons toute garantie ou responsabilité quant au contenu de ce document.

FIN

Tässä suositusluettelossa esitetyt tiedot perustuvat tarkkaan tutkimukseen. Vuosien varrella on on tehty muutoksia joten suositellaan, että suositusluettelon käyttäjä varmistaa, että tässä esitetyt tiedot ovat oikeat. Tekijä ei vastaa tässä suositusluettelossa esitetyistä tiedoista.

GB

The information in this publication is based on experience, calculation, research and development and is correct to the best of our knowledge.

Changes in applications subsequent to the issue of the document can render it inaccurate in some instances.

The Arntz OPTIBELT Group accepts no liability or claims for direct, indirect, special, incidental or consequential damages arising from any use or misuse of this publication.

GR

Οι πληροφορίες που περιέχονται στον παρόντα κατάλογο βασίζονται σε δεδομένα επιμελών ερευνητών.

Διαφοροποιήσεις πάντως δεν είναι δυνατόν να αποκλειστούν, και για τον λόγο αυτό ο εφαρμοστής δεν απαλλάσσεται από την υποχρέωση να επιβεβαιώσει την ορθότητα των δεδομένων και των αποτελεσμάτων.

Για τις πληροφορίες που περιέχονται στο παρόν έντυπο ο συντάκτης τους αποκλείει κάθε είδους ευθύνη του για οποιασδήποτε φύσεως ζημιές που τυχόν προκληθούν από την χρήση τους.

I

Le indicazioni contenute in questa tabella comparativa si basano su accurate indagini e ricerche. Modifiche tecniche non possono però essere escluse da parte nostra, per cui chi ne fa uso non è sollevato dall'obbligo di verificare l'esattezza delle indicazioni.

L'autore esclude, nell'ambito delle disposizioni legali e delle condizioni commerciali, ogni garanzia e non si assume la responsabilità per le indicazioni contenute in questa documentazione.

NL

De gedane informatie in deze vergelijkingslijst is gebaseerd op zorgvuldig onderzoek.

Wijzigingen hierin zijn niet uit te sluiten en daarom dient de gebruiker omtrent de juistheid van deze informatie zich te overtuigen.

Onze algemene leveringsvoorwaarden sluiten aansprakelijkheid voor in dit drukwerk gedane informatie uit.

S

Uppgifterna i denna lista baserar sig på noggranna undersökningar. Ändringar under tiden kan inte uteslutas, varför användaren inte är bunden till uppgifterna. Författaren undantar inom ramen för lagliga bestämmelser och affärsvillkor all garanti och ansvar för de angivna uppgifterna i listan.

ZEICHENERKLÄRUNG


KEY TO SYMBOLS

SIGNIFICATION DES SYMBOLES

SIGNIFICADO DE SÍMBOLOS



PKW
Automotive
Automobiles
Automóvil



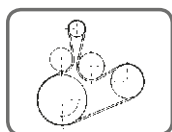
Transporter
Transporter
Fourgon
Furgoneta




Motor-Code
Engine code
Code moteur
Código motor



Kalender
Calendar
Calendrier
Calendario



Anwendung
Application
Utilisation
Aplicación



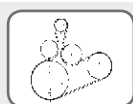
Abmessung
Size
Dimension
Dimensión

ANWENDUNGSBEISPIEL

APPLICATION EXAMPLES

EXEMPLES D'UTILISATION

EJEMPLO DE APLICACIÓN



ACURA

MDX (YD1)

3.5							
3471 ccm	186 kW	J35A4	08.05 - 12.05	ALT	+ AC		6 PK 1190
				ALT	+ AC; + PS; FROM: 2004		6 PK 2140
				ALT	+ AC; FROM: 2002; UNTIL: 2003		6 PK 1195

3.5 Allrad

3471 ccm	193 kW	J35A4	08.00 - 12.05	ALT	+ AC		6 PK 1190
				ALT	+ AC; + PS; FROM: 2004		6 PK 2140
				ALT	+ AC; FROM: 2002; UNTIL: 2003		6 PK 1195

NSX

R 3.0							
2977 ccm	188 kW	C30A4	01.92 -	AC-C			4 PK 980
				ALT			5 PK 1104



PKW
AUTOMOTIVE
AUTOMOBILES
AUTOMÓVIL



ACURA

MDX (YD1)

3.5

3471 ccm	186 kW	J35A4	08.05 - 12.05	ALT	+ AC	6 PK 1190
				ALT	+ AC; + PS; FROM: 2004	6 PK 2140
				ALT	+ AC; FROM: 2002; UNTIL: 2003	6 PK 1195

3.5 Allrad

3471 ccm	193 kW	J35A4	08.00 - 12.05	ALT	+ AC	6 PK 1190
				ALT	+ AC; + PS; FROM: 2004	6 PK 2140
				ALT	+ AC; FROM: 2002; UNTIL: 2003	6 PK 1195

NSX

R 3.0

2977 ccm	188 kW	C30A4	01.92 -	AC-C		4 PK 980
				ALT		5 PK 1104

3.0

2977 ccm	201 kW	C30A3	01.90 -	AC-C	FROM: 07.90	4 PK 980
				ALT	FROM: 07.90	5 PK 1104

NSX Targa (NA1)

3.0

2977 ccm	201 kW	C30A3	01.95 - 12.96	AC-C		4 PK 980
				ALT		5 PK 1104

TSX (CL_)

2.4 Vtec

2354 ccm	147 kW	K24A2	10.03 - 12.08	ALT		7 PK 1750
----------	--------	-------	---------------	-----	--	-----------

ALFA ROMEO

145 (930)

1.4 i.e.

1351 ccm	66 kW	AR 33501	07.94 - 12.96	ALT		AVX 10 x 825
				ALT		5 PK 860
				CAM	REQ: 2	ZRK 1268
				CAM		KT 1147

1.4 i.e. 16V T.S.

1370 ccm	76 kW	AR 33503;AR 38501	12.96 - 01.01	ALT	- AC	6 PK 1045
				ALT	FROM MTR-NO: 1391188; + AC	6 PK 1855
				ALT	UNTIL MTR-NO: 1391187; + AC	6 PK 1840
				CAM; W-P		ZRK 1700
				CAM; W-P	MTR-CODE: AR33503	KT 1519
				CAM; W-P	MTR-CODE: AR33503	KT 1519 W1

1.6 i.e.

1596 ccm	76 kW	AR 33201	10.94 - 12.96	PS		AVX 10 x 825
				ALT		5 PK 860
				CAM	REQ: 2	ZRK 1268
				CAM		KT 1147

1.6 i.e. 16V T.S.

1598 ccm	88 kW	AR 38201;AR 67601	12.96 - 01.01	ALT	- AC	6 PK 1045
				ALT	+ AC	6 PK 1840
				ALT	+ AC	6 PK 1855
				CAM		ZRK 1306
				CAM	MTR-CODE: AR67601	KT 1348

1.7 i.e. 16V

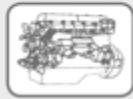
1712 ccm	95 kW	AR 33401	10.94 - 12.96	PS		AVX 10 x 825
				ALT		5 PK 860
				CAM	REQ: 2	ZRK 1132

1.8 i.e. 16V T.S.

1747 ccm	103 kW	AR 38401;AR 67106	12.96 - 12.98	ALT	- AC	6 PK 1045
				ALT	+ AC	6 PK 1840
				ALT	MTR-CODE: AR32201; + AC	6 PK 1855
				W-P; CAM		ZRK 1249
				W-P; CAM		KT 1079
				W-P; CAM		KT 1079 W1

1.8 i.e. 16V

1747 ccm	106 kW	AR 32201	03.98 - 01.01	PS		AVX 10 x 825
				ALT	- AC	6 PK 1045
				ALT	+ AC	6 PK 1855
				CAM	REQ: 2	ZRK 1249



ALFA ROMEO

145 (930)

1.8 i.e. 16V

1747 ccm	106 kW	AR 32201	03.98 - 01.01	CAM W-P; CAM	KT 1079 KT 1079 W1
----------	--------	----------	---------------	-----------------	-----------------------

2.0 16V T.S.

1970 ccm	110 kW	AR 67204	10.95 - 01.01	ALT ALT BAL CAM CAM W-P; CAM	FROM: 10.96; - AC FROM: 10.96; + AC FROM MTR-NO: 0117878	7 PK 1080 7 PK 1950 ZRK 1420 ZRK 1249 KT 1079 KT 1079 W1
----------	--------	----------	---------------	---	--	---

2.0 16V Quadrifoglio

1970 ccm	114 kW	AR 32301	03.98 - 01.01	ALT ALT ALT ALT BAL CAM CAM W-P; CAM	FROM MTR-NO: 1385144; - AC FROM MTR-NO: 1385144; + AC UNTIL MTR-NO: 1385143; - AC UNTIL MTR-NO: 1385143; + AC	6 PK 1078 6 PK 1975 7 PK 1080 7 PK 1970 ZRK 1420 ZRK 1249 KT 1079 KT 1079 W1
----------	--------	----------	---------------	---	--	---

1.9 TD

1929 ccm	66 kW	AR 33601;AR 67501	10.94 - 02.99	PS AC-C ALT ALT ALT ALT CAM CAM	FROM MTR-NO: 1723044; - AC FROM MTR-NO: 1723044; + AC UNTIL MTR-NO: 1723043; - AC UNTIL MTR-NO: 1723043; + AC	AVX 10 x 725 5 PK 940 5 PK 920 5 PK 985 5 PK 905 5 PK 970 ZRK 1253 KT 1101
----------	-------	-------------------	---------------	--	--	---

1.9 JTD

1910 ccm	77 kW	AR 32302	02.99 - 01.01	ALT ALT ALT CAM CAM W-P; CAM	- AC FROM MTR-NO: 1370830; + AC UNTIL MTR-NO: 1370829; + AC	6 PK 1038 6 PK 1795 6 PK 1775 ZRK 1113 KT 1404 KT 1404 W1
----------	-------	----------	---------------	---	---	--

146 (930)

1.4 i.e.

1351 ccm	66 kW	AR 33501	12.94 - 12.96	PS ALT CAM CAM	FROM: 05.95 REQ: 2	AVX 10 x 825 5 PK 860 ZRK 1268 KT 1147
----------	-------	----------	---------------	-------------------------	-----------------------	---

1.4 i.e. 16V T.S.

1370 ccm	76 kW	AR 33503;AR 38501	11.96 - 01.01	ALT ALT ALT CAM; W-P CAM; W-P CAM; W-P	- AC FROM MTR-NO: 1391188; + AC UNTIL MTR-NO: 1391187; + AC MTR-CODE: AR33503 MTR-CODE: AR33503	6 PK 1045 6 PK 1855 6 PK 1840 ZRK 1700 KT 1519 KT 1519 W1
----------	-------	-------------------	---------------	---	---	--

1.6 i.e.

1596 ccm	76 kW	AR 33201	12.94 - 12.96	PS ALT CAM CAM	FROM: 05.95 REQ: 2	AVX 10 x 825 5 PK 860 ZRK 1268 KT 1147
----------	-------	----------	---------------	-------------------------	-----------------------	---

1.6 i.e. 16V T.S.

1598 ccm	88 kW	AR 38201;AR 67601	11.96 - 01.01	ALT ALT ALT ALT CAM CAM	- AC FROM CHA-NO.: 165088; MTR-CODE: AR67601; + AC FROM: 03.99; MTR-CODE: AR32102; + AC UNTIL CHA-NO.: 165088; + AC	6 PK 1045 6 PK 1855 6 PK 1855 6 PK 1840 ZRK 1306 KT 1348
----------	-------	-------------------	---------------	--	--	---

1.7 i.e. 16V

1712 ccm	95 kW	AR 33401	12.94 - 12.96	PS ALT CAM	FROM: 05.95 REQ: 2	AVX 10 x 825 5 PK 860 ZRK 1132
----------	-------	----------	---------------	------------------	-----------------------	--------------------------------------



ALFA ROMEO

146 (930)

1.8 i.e. 16V T.S.

1747 ccm	103 kW	AR 38401;AR 67106	11.96 - 01.01	ALT	- AC	6 PK 1045
				ALT	+ AC	6 PK 1840
				W-P; CAM		ZRK 1249
				W-P; CAM		KT 1079
				W-P; CAM		KT 1079 W1

1.8 i.e. 16V T.S.

1747 ccm	106 kW	AR 32201	03.98 - 01.01	PS		AVX 10 x 825
				ALT	- AC	6 PK 1045
				ALT	+ AC	6 PK 1855
				W-P; CAM	REQ: 2	ZRK 1249
				W-P; CAM		KT 1079
				W-P; CAM		KT 1079 W1

2.0 16V T.S.

1970 ccm	110 kW	AR 67204	10.95 - 01.01	ALT; PS		AVX 10 x 825
				ALT	- AC	7 PK 1080
				ALT	+ AC	7 PK 1950
				BAL	FROM MTR-NO: 0117878	ZRK 1420
				CAM		ZRK 1249
				CAM		KT 1079
				W-P; CAM		KT 1079 W1

2.0 16V Quadrifoglio

1970 ccm	114 kW	AR 32301	03.98 - 01.01	ALT	FROM MTR-NO: 1385144; - AC	6 PK 1078
				ALT	FROM MTR-NO: 1385144; + AC	7 PK 1970
				ALT	UNTIL MTR-NO: 1385143; - AC	7 PK 1080
				ALT	UNTIL MTR-NO: 1385143; + AC	6 PK 1975
				BAL		ZRK 1420
				CAM		ZRK 1249
				CAM		KT 1079
				W-P; CAM		KT 1079 W1

1.9 TD

1929 ccm	66 kW	AR 33601;AR 67501	12.94 - 02.99	PS		AVX 10 x 725
				AC-C		5 PK 940
				ALT	FROM MTR-NO: 1723044; - AC	5 PK 920
				ALT	FROM MTR-NO: 1723044; + AC	5 PK 985
				ALT	UNTIL MTR-NO: 1723043; - AC	5 PK 905
				ALT	UNTIL MTR-NO: 1723043; + AC	5 PK 970
				CAM		ZRK 1253
				CAM		KT 1101

1.9 JTD

1910 ccm	77 kW	AR 32302	02.99 - 01.01	ALT	- AC	6 PK 1038
				ALT	FROM MTR-NO: 1370830; + AC	6 PK 1795
				ALT	UNTIL MTR-NO: 1370829; + AC	6 PK 1775
				CAM		ZRK 1113
				CAM		KT 1404
				W-P; CAM		KT 1404 W1

147 (937)

1.6 16V T.SPARK ECO (937AXA1A)

1598 ccm	77 kW	AR 37203	01.01 - 03.10	ALT	FROM MTR-NO: 2835765; - AC	6 PK 1025
				ALT	FROM MTR-NO: 2835765; + AC	6 PK 1840
				ALT	UNTIL MTR-NO: 2835764; - AC	6 PK 1045
				ALT	UNTIL MTR-NO: 2835764; + AC	6 PK 1855
				CAM; W-P		ZRK 1700
				CAM; W-P		KT 1519
				CAM; W-P		KT 1519 W1

1.6 16V T.SPARK (937AXB1A)

1598 ccm	88 kW	AR 32104	01.01 - 03.10	ALT	FROM MTR-NO: 2835765; - AC	6 PK 1025
				ALT	FROM MTR-NO: 2835765; + AC	6 PK 1840
				ALT	UNTIL MTR-NO: 2835764; - AC	6 PK 1045
				ALT	UNTIL MTR-NO: 2835764; + AC	6 PK 1855
				CAM; W-P	MTR-CODE: AR 321.03;AR 321.04	ZRK 1700
				W-P; CAM		KT 1519
				CAM; W-P		KT 1519 W1

2.0 16V T.SPARK (937AXC1_)

1970 ccm	110 kW	AR 32310	01.01 - 03.10	ALT	FROM MTR-NO: 2835765; - AC	6 PK 1060
				ALT	FROM MTR-NO: 2835765; + AC	6 PK 1965



ALFA ROMEO

147 (937)

2.0 16V T.SPARK (937AXC1_)

1970 ccm	110 kW	AR 32310	01.01 - 03.10	ALT	UNTIL MTR-NO: 2835764; - AC	6 PK 1078
				ALT	UNTIL MTR-NO: 2835764; + AC	6 PK 1975
				BAL		ZRK 1420
				CAM		ZRK 1249
				CAM		KT 1294
				W-P; CAM		KT 1079 W1

3.2 GTA

3179 ccm	184 kW	932 A.000	02.03 - 03.10	ALT		6 PK 1990
----------	--------	-----------	---------------	-----	--	-----------

1.9 JTD

1910 ccm	74 kW	182 B9.000	06.03 - 03.10	ALT	- AC	6 PK 1038
				CAM		ZRK 1113
				CAM		KT 1404
				W-P; CAM		KT 1404 W1

1.9 JTD (937AXD1A)

1910 ccm	85 kW	937 A2.000	04.01 - 03.10	ALT	- AC	6 PK 1038
				W-P; CAM		ZRK 1113
				W-P; CAM		KT 1404
				W-P; CAM		KT 1404 W1

1.9 JTDM

1910 ccm	85 kW	939 A7.000	10.04 - 03.10	ALT	- AC	6 PK 1038
				W-P; CAM		ZRK 1113
				W-P; CAM		KT 1404
				W-P; CAM		KT 1404 W1

1.9 JTDM 8V

1910 ccm	88 kW	937 A3.000	07.05 - 03.10	ALT	- AC	6 PK 1038
				CAM	MTR-CODE: 939A1.000	ZRK 1540
				CAM	MTR-CODE: 939A1.000	KT 1426
				W-P; CAM		KT 1404 W1

1.9 JTD 16V

1910 ccm	93 kW	937 A4.000	09.03 - 09.04	CAM		ZRK 1451
				CAM		KT 1484

1.9 JTD 16V

1910 ccm	100 kW	192 B1.000	10.04 - 03.10	CAM		ZRK 1451
				CAM		KT 1483

1.9 JTD 16V

1910 ccm	103 kW	192 A5.000	11.02 - 03.10	CAM		ZRK 1451
				CAM	UNTIL MTR-NO: 4109227	KT 1483

1.9 JTDM 16V

1910 ccm	110 kW	937 A5.000	07.05 - 03.10	CAM	EXH-EN-3	ZRK 1451
				CAM	EXH-EN-4	ZRK 1466
				CAM	EXH-EN-4; UNTIL MTR-NO: 4109227	KT 1400
				CAM	MTR-CODE: 937 A5.000	KT 1483
				CAM		KT 1535 W1

155 (167)

1.6 16V T.S.

1598 ccm	88 kW	AR 67601	05.96 - 12.97	ALT	- AC	6 PK 1045
				ALT	+ AC	6 PK 1840
				CAM		ZRK 1306
				CAM		KT 1348

1.7 T.S.

1748 ccm	83 kW	AR 67103	04.93 - 04.96	ALT	- AC	5 PK 805
				ALT	+ AC	5 PK 1280
				PS		4 PK 962

1.7 T.S. (167.A4D, 167.A4H)

1748 ccm	85 kW	AR 67105	04.93 - 04.96	ALT	- AC	5 PK 805
				ALT	+ AC	5 PK 1280
				PS		4 PK 962

1.7 T.S. 16V

1747 ccm	103 kW	AR 67106	05.96 - 12.97	ALT	- AC	6 PK 1045
				ALT	+ AC	6 PK 1840
				CAM		ZRK 1249
				CAM		KT 1079
				W-P; CAM		KT 1079 W1



ALFA ROMEO

155 (167)

1.8 T.S.							
1756 ccm	77 kW	AR 67402	02.92 - 12.97	ALT	- AC		5 PK 805
				ALT	+ AC		5 PK 1280
				PS			4 PK 962
1.8 T.S. Sport (167.A4A, 167.A4C, 167.A4E)							
1773 ccm	93 kW	AR 67101;AR 67102	01.92 - 12.96	ALT	- AC		5 PK 805
				ALT	+ AC		5 PK 1280
				PS			4 PK 962
1.8 T.S.							
1773 ccm	95 kW	AR 67101	02.92 - 06.93	ALT	- AC		5 PK 805
				ALT	+ AC		5 PK 1280
				PS			4 PK 962
2.0 T.S. (167.A2A)							
1995 ccm	104 kW	AR 67202	02.92 - 02.95	ALT	- AC		5 PK 805
				ALT	+ AC		5 PK 1280
				PS			4 PK 962
2.0 T.S. (167.A2)							
1995 ccm	106 kW	AR 67201	02.92 - 04.93	ALT	- AC		5 PK 805
				ALT	+ AC		5 PK 1280
				PS			4 PK 962
2.0 T.S. 16V (167.A2G)							
1970 ccm	110 kW	AR 67204	03.95 - 12.97	ALT	- AC		7 PK 1080
				ALT	+ AC		7 PK 1950
				BAL	FROM MTR-NO: 0087812		ZRK 1420
				CAM			ZRK 1249
				CAM			KT 1079
				W-P; CAM			KT 1079 W1
2.0 16V Turbo Q4 (167.A2B, 167.A2C, 167.A2E)							
1995 ccm	137 kW	AR 67203	01.92 - 12.97	AC-C			AVX 13 x 850
				ALT			5 PK 1055
				BAL			ZRK 1286
				CAM			ZRK 1252
				CAM			KT 1346
2.0 16V Turbo Q4							
1995 ccm	140 kW	AR 67203	01.92 - 12.97	AC-C			AVX 13 x 850
				ALT			5 PK 1055
				BAL			ZRK 1286
				CAM			ZRK 1252
				CAM			KT 1346
2.5 V6 (167.A1C, 167.A1E)							
2492 ccm	120 kW	AR 67302;AR 67303	10.92 - 12.97	AC-C	FROM: 06.95		6 PK 975
				ALT	FROM: 06.95		5 PK 1005
				PS	FROM: 06.95; - AC		4 PK 884
				PS	FROM: 06.95; + AC		4 PK 654
2.5 V6 (167.A1)							
2492 ccm	121 kW	AR 67301	02.92 - 09.96	AC-C			6 PK 975
				ALT	FROM: 03.94		5 PK 1005
				ALT	UNTIL: 03.94		5 PK 1015
				PS	- AC		4 PK 884
				PS	+ AC		4 PK 654
1.9 TD (167.A3)							
1929 ccm	66 kW	AR 67501	04.93 - 12.97	PS			AVX 10 x 725
				AC-C			5 PK 940
				ALT	FROM MTR-NO: 1723044; - AC		5 PK 920
				ALT	FROM MTR-NO: 1723044; + AC		5 PK 985
				ALT	UNTIL MTR-NO: 1723043		5 PK 970
				ALT	UNTIL MTR-NO: 1723043; - AC		5 PK 905
				CAM			ZRK 1253
				CAM			KT 1101
2.5 TD (167.A1A)							
2499 ccm	92 kW	VM 07 B;VM 31 B	04.93 - 12.97	AC-C			AVX 13 x 1015
				PS			AVX 10 x 825
				W-P			AVX 10 x 625
				ALT			7 PK 1715



ALFA ROMEO

156 (932)

1.6 16V T.SPARK (932A4)

1598 ccm	88 kW	AR 32102;AR 32103;AR 32104;AR 67601	09.97 - 09.05	ALT	FROM MTR-NO: 2835765; MTR-CODE: AR32102;AR67601; - AC	6 PK 1025
				ALT	FROM MTR-NO: 2835765; MTR-CODE: AR32103;AR32104	6 PK 1840
				ALT	FROM: 05.00; UNTIL MTR-NO: 2835764; MTR-CODE: AR32103;AR32104; + AC	6 PK 1855
				ALT	UNTIL MTR-NO: 2835764; MTR-CODE: AR32102;AR67601; - AC	6 PK 1045
				ALT	UNTIL: 04.00; MTR-CODE: AR32102;AR67601; + AC	6 PK 1855
				CAM		ZRK 1306
				CAM	MTR-CODE: AR32103;AR32104	ZRK 1700
				CAM	MTR-CODE: AR32102;AR67601	KT 1348
				CAM	MTR-CODE: AR32103;AR32104	KT 1519
				CAM	MTR-CODE: AR32103;AR32104	KT 1519 W1

1.8 16V T.SPARK (932A31__)

1747 ccm	103 kW	AR 32205	10.00 - 09.05	ALT	FROM MTR-NO: 2835765; - AC	6 PK 1025
				ALT	FROM MTR-NO: 2835765; + AC	6 PK 1840
				ALT	UNTIL MTR-NO: 2835764; - AC	6 PK 1045
				ALT	UNTIL MTR-NO: 2835764; + AC	6 PK 1855
				CAM		ZRK 1306
				CAM		KT 1348

1.8 16V T.SPARK (932A3)

1747 ccm	106 kW	AR 32201	09.97 - 10.00	ALT	+ AC	6 PK 1855
				ALT	FROM MTR-NO: 2835765; - AC; - MTR-CODE: 2835764	6 PK 1025
				ALT	UNTIL MTR-NO: 2835764; - AC	6 PK 1045
				CAM		ZRK 1249
				CAM		KT 1079
				W-P; CAM		KT 1079 W1

2.0 16V T.SPARK (932A21__)

1970 ccm	110 kW	AR 32310	10.00 - 03.02	ALT	FROM MTR-NO: 2835765; - AC	6 PK 1060
				ALT	FROM MTR-NO: 2835765; + AC	6 PK 1965
				ALT	UNTIL MTR-NO: 2835764; - AC	6 PK 1078
				ALT	UNTIL MTR-NO: 2835764; + AC	6 PK 1975
				BAL		ZRK 1420
				CAM		ZRK 1249
				CAM		KT 1294
				W-P; CAM		KT 1079 W1

2.0 16V T.SPARK (932A2)

1970 ccm	114 kW	AR 32301	09.97 - 10.00	ALT	FROM MTR-NO: 1385144; - AC	6 PK 1078
				ALT	FROM MTR-NO: 1385144; + AC	6 PK 1975
				ALT	UNTIL MTR-NO: 1385143; - AC	7 PK 1080
				ALT	UNTIL MTR-NO: 1385143; + AC	7 PK 1970
				BAL		ZRK 1420
				CAM		ZRK 1249
				CAM		KT 1079
				W-P; CAM		KT 1079 W1

2.0 Twin Spark

1970 ccm	118 kW	AR 32303	11.97 - 04.00	ALT	- AC	7 PK 1080
				ALT	+ AC	7 PK 1970
				BAL		ZRK 1420
				CAM		ZRK 1249
				CAM		KT 1079

2.0 JTS (932AXA)

1970 ccm	122 kW	937 A1.000	03.02 - 09.05	ALT	MTR-CODE: 932A2000	6 PK 1965
				ALT	MTR-CODE: 937A1000	6 PK 1965
				BAL		ZRK 1420
				CAM		ZRK 1249
				CAM		KT 1294
				W-P; CAM		KT 1294 W1

2.5 V6 24V (932A1)

2492 ccm	140 kW	AR 32401;AR 32402	09.97 - 12.01	ALT		6 PK 1990
----------	--------	-------------------	---------------	-----	--	-----------

2.5 V6 24V (932A11_)

2492 ccm	141 kW	AR 32405	10.00 - 09.05	ALT		6 PK 1990
----------	--------	----------	---------------	-----	--	-----------

3.2 GTA (932AXB)

3179 ccm	184 kW	932 A.000	03.02 - 09.05	ALT		6 PK 1990
----------	--------	-----------	---------------	-----	--	-----------



ALFA ROMEO

156 (932)

1.9 JTD (932B2)

1910 ccm	77 kW	AR 32302	09.97 - 10.00	ALT W-P; CAM W-P; CAM W-P; CAM	- AC	6 PK 1038 ZRK 1113 KT 1404 KT 1404 W1
----------	-------	----------	---------------	---	------	--

1.9 JTD (932A2B__)

1910 ccm	81 kW	AR 37101	10.00 - 05.01	ALT CAM CAM W-P; CAM	- AC	6 PK 1038 ZRK 1113 KT 1404 KT 1404 W1
----------	-------	----------	---------------	-------------------------------	------	--

1.9 JTD (932A2B, 932A2C)

1910 ccm	85 kW	937 A2.000	05.01 - 09.05	ALT CAM CAM W-P; CAM	- AC	6 PK 1038 ZRK 1113 KT 1404 KT 1404 W1
----------	-------	------------	---------------	-------------------------------	------	--

1.9 JTD

1910 ccm	93 kW	937 A4.000	11.03 - 09.05	CAM CAM CAM CAM	OE-NO.: 46791189 OE-NO.: 55183528 OE-NO.: 55183528; UNTIL MTR-NO: 4109227	ZRK 1451 ZRK 1466 KT 1400 KT 1535 W1
----------	-------	------------	---------------	--------------------------	---	---

1.9 JTD

1910 ccm	100 kW	192 B1.000	11.02 - 11.04	CAM CAM CAM CAM	OE-NO.: 46791189 OE-NO.: 55183528 OE-NO.: 55183528; UNTIL MTR-NO: 4109227	ZRK 1451 ZRK 1466 KT 1400 KT 1535 W1
----------	--------	------------	---------------	--------------------------	---	---

1.9 JTD 16V

1910 ccm	103 kW	192 A5.000	11.02 - 09.05	CAM CAM		ZRK 1451 KT 1483
----------	--------	------------	---------------	------------	--	---------------------

1.9 JTD

1910 ccm	110 kW	937 A5.000	07.04 - 09.05	CAM CAM CAM CAM CAM	OE-NO.: 46791189 OE-NO.: 55183528 OE-NO.: 46791189 OE-NO.: 55183528	ZRK 1451 ZRK 1466 KT 1483 KT 1400 KT 1535 W1
----------	--------	------------	---------------	---------------------------------	--	--

2.4 JTD (932B1)

2387 ccm	100 kW	AR 32501	09.97 - 10.00	ALT ALT CAM	- AC UNTIL: 03.00; + AC	6 PK 1105 6 PK 1751 ZRK 1113
----------	--------	----------	---------------	-------------------	----------------------------	------------------------------------

2.4 JTD (932A1B__)

2387 ccm	103 kW	839 A6.000	10.00 - 09.05	ALT ALT CAM	- AC + AC	6 PK 1105 6 PK 1760 ZRK 1113
----------	--------	------------	---------------	-------------------	--------------	------------------------------------

2.4 JTD (932AXC)

2387 ccm	110 kW	841 C000	03.02 - 09.05	ALT CAM		6 PK 1760 ZRK 1113
----------	--------	----------	---------------	------------	--	-----------------------

2.4 JTD

2387 ccm	120 kW	841 M.000;841 N.000	06.03 - 09.05	CAM		ZRK 1451
----------	--------	---------------------	---------------	-----	--	----------

2.4 JTD

2387 ccm	129 kW	841 G.000	10.03 - 09.05	ALT CAM CAM		6 PK 1760 ZRK 1451 KT 1484
----------	--------	-----------	---------------	-------------------	--	----------------------------------

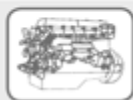
156 Sportwagon (932)

1.6 16V T.SPARK. (932A4)

1598 ccm	88 kW	AR 32102;AR 32103;AR 32104;AR 67601	05.00 - 05.06	ALT ALT CAM CAM CAM CAM CAM	FROM MTR-NO: 2835765 UNTIL MTR-NO: 2835764; + AC MTR-CODE: AR321.02;AR676.01 MTR-CODE: AR321.03;AR321.04 MTR-CODE: AR32102;AR67601 MTR-CODE: AR32103;AR32104 MTR-CODE: AR32103;AR32104	6 PK 1840 6 PK 1855 ZRK 1306 ZRK 1700 KT 1348 KT 1519 KT 1519 W1
----------	-------	-------------------------------------	---------------	---	--	--

1.8 16V T.SPARK (932B31__)

1747 ccm	103 kW	AR 32205	10.00 - 05.06	ALT ALT ALT ALT	FROM MTR-NO: 2835765; - AC FROM MTR-NO: 2835765; + AC UNTIL MTR-NO: 2835764; - AC UNTIL MTR-NO: 2835764; + AC	6 PK 1025 6 PK 1840 6 PK 1045 6 PK 1855
----------	--------	----------	---------------	--------------------------	--	--



ALFA ROMEO

156 Sportwagon (932)

1.8 16V T.SPARK (932B31_)

1747 ccm	103 kW	AR 32205	10.00 - 05.06	CAM CAM		ZRK 1306 KT 1348
----------	--------	----------	---------------	------------	--	---------------------

1.8 16V T.SPARK (932A3)

1747 ccm	106 kW	AR 32201	05.00 - 10.00	ALT	+ AC	6 PK 1855
				ALT	FROM MTR-NO: 2835765; - AC	6 PK 1025
				ALT	UNTIL MTR-NO: 2835764; - AC	6 PK 1045
				CAM		ZRK 1249
				CAM		KT 1079
				W-P; CAM		KT 1079 W1

2.0 16V T.SPARK (932B21_)

1970 ccm	110 kW	AR 32310	10.00 - 03.02	ALT	FROM MTR-NO: 2835765; - AC	6 PK 1060
				ALT	FROM MTR-NO: 2835765; + AC	6 PK 1965
				ALT	UNTIL MTR-NO: 2835764; - AC	6 PK 1078
				ALT	UNTIL MTR-NO: 2835764; + AC	6 PK 1975
				BAL		ZRK 1420
				CAM		ZRK 1249
				CAM		KT 1294
				W-P; CAM		KT 1079 W1

2.0 16V T.SPARK (932A2)

1970 ccm	114 kW	AR 32301	05.00 - 10.00	ALT	FROM MTR-NO: 1385144; - AC	6 PK 1078
				ALT	FROM MTR-NO: 1385144; + AC	6 PK 1975
				ALT	UNTIL MTR-NO: 1385143; - AC	7 PK 1080
				ALT	UNTIL MTR-NO: 1385143; + AC	7 PK 1970
				BAL		ZRK 1420
				CAM		ZRK 1249
				CAM		KT 1079
				W-P; CAM		KT 1079 W1

2.0

1970 ccm	119 kW	932 A2.000	03.02 - 05.06	ALT		6 PK 1965
				BAL		ZRK 1420
				CAM		ZRK 1249
				CAM		KT 1294
				W-P; CAM		KT 1294 W1

2.0 JTS (932BXA)

1970 ccm	122 kW	937 A1.000	03.02 - 05.06	ALT	MTR-CODE: 932A2000	6 PK 1965
				ALT	MTR-CODE: 937A1000	6 PK 1965
				BAL		ZRK 1420
				CAM		ZRK 1249
				CAM		KT 1294
				W-P; CAM		KT 1294 W1

2.5 V6 24V (932A1)

2492 ccm	140 kW	AR 32401	05.00 - 10.00	ALT		6 PK 1990
----------	--------	----------	---------------	-----	--	-----------

2.5 V6 24V (932B11_)

2492 ccm	141 kW	AR 32405	10.00 - 05.06	ALT		6 PK 1990
----------	--------	----------	---------------	-----	--	-----------

3.2 GTA (932BXB)

3179 ccm	184 kW	932 A.000	03.02 - 05.06	ALT		6 PK 1990
----------	--------	-----------	---------------	-----	--	-----------

1.9 JTD (932B2)

1910 ccm	77 kW	AR 32302	05.00 - 10.00	ALT	- AC	6 PK 1038
				CAM		ZRK 1113
				CAM		KT 1404
				W-P; CAM		KT 1404 W1

1.9 JTD (932B2B_)

1910 ccm	81 kW	AR 37101	10.00 - 05.01	ALT	- AC	6 PK 1038
				CAM		ZRK 1113
				CAM		KT 1404
				W-P; CAM		KT 1404 W1

1.9 JTD (932B2B, 932B2C)

1910 ccm	85 kW	937 A2.000	05.01 - 05.06	ALT	- AC	6 PK 1038
				CAM		ZRK 1113
				CAM		KT 1404
				W-P; CAM		KT 1404 W1

1.9 JTD

1910 ccm	93 kW	937 A4.000	11.03 - 05.06	CAM	OE-NO.: 46791189	ZRK 1451
				CAM	OE-NO.: 55183528	ZRK 1466
				CAM	OE-NO.: 55183528; UNTIL MTR-NO: 4109227	KT 1400



ALFA ROMEO

156 Sportwagon (932)

1.9 JTD							
1910 ccm	93 kW	937 A4.000	11.03 - 05.06	CAM			KT 1535 W1
1.9 JTD							
1910 ccm	100 kW	192 B1.000	11.02 - 11.04	CAM	OE-NO.: 46791189		ZRK 1451
				CAM	OE-NO.: 55183528		ZRK 1466
				CAM	OE-NO.: 55183528; UNTIL MTR-NO: 4109227		KT 1400
				CAM			KT 1535 W1
1.9 JTD 16V							
1910 ccm	103 kW	192 A5.000	11.02 - 05.06	CAM			ZRK 1451
				CAM			KT 1483
1.9 JTD							
1910 ccm	110 kW	937 A5.000	03.05 - 05.06	CAM	OE-NO.: 46791189		ZRK 1451
				CAM	OE-NO.: 55183528		ZRK 1466
				CAM	OE-NO.: 55183528		KT 1400
				CAM			KT 1535 W1
1.9 JTD 16V Q4							
1910 ccm	110 kW	937 A5.000	07.04 - 05.06	CAM	EXH-EN-3		ZRK 1451
				CAM	EXH-EN-4		ZRK 1466
				CAM	EXH-EN-4		KT 1400
				CAM			KT 1535 W1
2.4 JTD (932B1)							
2387 ccm	100 kW	AR 32501	05.00 - 10.00	ALT	- AC		6 PK 1105
				ALT	+ AC		6 PK 1760
				CAM			ZRK 1113
2.4 JTD (932B1B__)							
2387 ccm	103 kW	839 A6.000	10.00 - 05.06	ALT	- AC		6 PK 1105
				ALT	+ AC		6 PK 1760
				CAM			ZRK 1113
2.4 JTD (932BXC)							
2387 ccm	110 kW	841 C000	03.02 - 05.06	ALT			6 PK 1760
				CAM			ZRK 1113
2.4 JTD							
2387 ccm	120 kW	841 M.000;841 N.000	06.03 - 05.06	CAM			ZRK 1451
2.4 JTD							
2387 ccm	129 kW	841 G.000	10.03 - 05.06	ALT			6 PK 1760
				CAM			ZRK 1451
				CAM			KT 1484

159 (939)

1.8 MPI							
1796 ccm	103 kW	939 A4.000	03.07 - 11.11	ALT	FROM CHA-NO.: 7067139		5 PK 1545
				ALT	UNTIL CHA-NO.: 7067138		5 PK 1590
				CAM			ZRK 1455
				W-P; CAM			KT 1405 W1
1.9 JTS							
1859 ccm	118 kW	939 A6.000	09.05 - 11.11	ALT			5 PK 1070
2.2 JTS							
2198 ccm	136 kW	939 A5.000	09.05 - 11.11	ALT			5 PK 1070
3.2 JTS							
3195 ccm	191 kW	939 A.000	02.08 - 11.11	ALT			6 PK 2145
3.2 JTS Q4							
3195 ccm	191 kW	939 A.000	12.05 - 11.11	ALT			6 PK 2145
1.9 JTDM 8V							
1910 ccm	85 kW	937 A7.000;939 A7.000	09.05 - 11.11	ALT	FROM: 05.07		6 PK 1725
				ALT	UNTIL: 05.07		6 PK 1735
				CAM			ZRK 1113
				CAM			KT 1404
				CAM			KT 1426 W1
				W-P; CAM			KT 1524 W1
1.9 JTDM 8V							
1910 ccm	88 kW	939 A1.000	09.05 - 11.11	ALT	FROM: 05.07		6 PK 1725
				ALT	UNTIL: 05.07		6 PK 1735
				CAM			ZRK 1540
				CAM			KT 1426
				CAM			KT 1426 W1



ALFA ROMEO

159 (939)

1.9 JTDM 16V

1910 ccm	100 kW	937 A8.000;939 A8.000	09.05 - 11.11	ALT	FROM: 04.06; UNTIL: 05.07	6 PK 1735
				ALT	FROM: 05.07	6 PK 1725
				CAM	MTR-CODE: 939A8.000	ZRK 1466
				CAM	MTR-CODE: 939A8.000	KT 1400
				CAM	MTR-CODE: 937 A8.000;939 A8.000	KT 1535 W1
				W-P; CAM		KT 1400 W1

1.9 JTDM 16V

1910 ccm	110 kW	939 A2.000	09.05 - 11.11	ALT	FROM: 05.07	6 PK 1725
				ALT	UNTIL: 05.07	6 PK 1735
				CAM	MTR-CODE: 939 A2.000;939 A8.000	KT 1535 W1
				W-P; CAM		KT 1400 W1

2.0 JTDM

1956 ccm	100 kW	939 B4.000	06.10 - 11.11	W-P; CAM		KT 1525 W1
----------	--------	------------	---------------	----------	--	------------

2.0 JTDM

1956 ccm	120 kW	844 A2.000	05.09 - 11.11	W-P; CAM		KT 1525 W1
----------	--------	------------	---------------	----------	--	------------

2.0 JTDM

1956 ccm	125 kW	939 B3.000	05.09 - 11.11	ALT		6 PK 1725
				CAM		ZRK 1466

2.4 JTDM

2387 ccm	147 kW	939 A3.000	09.05 - 11.11	PS		6 PK 1580
				CAM		ZRK 1466
				CAM		KT 1401
				CAM		KT 1401 W1

2.4 JTDM

2387 ccm	154 kW	939 A9.000	05.07 - 11.11	PS		6 PK 1580
				CAM		ZRK 1466
				CAM		KT 1401
				CAM		KT 1401 W1

2.4 JTDM Q4

2387 ccm	154 kW	939 A9.000	05.07 - 11.11	PS		6 PK 1580
				CAM		ZRK 1466
				CAM		KT 1401
				CAM		KT 1401 W1

159 Sportwagon (939)

1.8 MPI

1796 ccm	103 kW	939 A4.000	03.07 - 11.11	ALT	FROM CHA-NO.: 7067139	5 PK 1545
				ALT	UNTIL CHA-NO.: 7067138	5 PK 1590
				CAM		ZRK 1455
				W-P; CAM		KT 1405 W1

1.9 JTS

1859 ccm	118 kW	939 A6.000	03.06 - 11.11	ALT		5 PK 1070
----------	--------	------------	---------------	-----	--	-----------

2.2 JTS

2198 ccm	136 kW	939 A5.000	03.06 - 11.11	ALT		5 PK 1070
----------	--------	------------	---------------	-----	--	-----------

3.2 JTS

3195 ccm	191 kW	939 A.000	02.08 - 11.11	ALT		6 PK 2145
----------	--------	-----------	---------------	-----	--	-----------

3.2 JTS Q4

3195 ccm	191 kW	939 A.000	03.06 - 11.11	ALT		6 PK 2145
----------	--------	-----------	---------------	-----	--	-----------

1.9 JTDM 8V

1910 ccm	85 kW	937 A7.000	03.06 - 11.11	ALT	FROM: 05.07	6 PK 1725
				ALT	UNTIL: 05.07	6 PK 1735
				CAM		ZRK 1113
				CAM		KT 1404
				CAM		KT 1426 W1

1.9 JTDM 8V

1910 ccm	88 kW	939 A1.000	03.06 - 11.11	ALT	FROM: 05.07	6 PK 1725
				ALT	UNTIL: 05.07	6 PK 1735
				CAM		ZRK 1540
				CAM		KT 1426 W1

1.9 JTDM 16V

1910 ccm	100 kW	937 A8.000	03.06 - 11.11	ALT	FROM: 05.07	6 PK 1725
				ALT	UNTIL: 05.07	6 PK 1735
				CAM	MTR-CODE: 939A8.000	ZRK 1466
				CAM	MTR-CODE: 939A8.000	KT 1400
				CAM	MTR-CODE: 937 A8.000	KT 1535 W1



ALFA ROMEO

159 Sportwagon (939)

1.9 JTDM 16V

1910 ccm	100 kW	937 A8.000	03.06 - 11.11	W-P; CAM		KT 1400 W1
----------	--------	------------	---------------	----------	--	------------

1.9 JTDM 16V

1910 ccm	110 kW	939 A2.000	03.06 - 11.11	ALT	FROM: 05.07	6 PK 1725
				ALT	UNTIL: 05.07	6 PK 1735
				CAM	MTR-CODE: 939A8.000	ZRK 1466
				CAM	MTR-CODE: 939A8.000	KT 1400
				CAM	MTR-CODE: 939 A2.000;939 A8.000	KT 1535 W1
				W-P; CAM		KT 1400 W1

2.0 JTDM

1956 ccm	100 kW	939 B4.000	06.10 - 11.11	W-P; CAM		KT 1525 W1
----------	--------	------------	---------------	----------	--	------------

2.0 JTDM

1956 ccm	120 kW	844 A2.000	05.09 - 11.11	W-P; CAM		KT 1525 W1
----------	--------	------------	---------------	----------	--	------------

2.0 JTDM

1956 ccm	125 kW	939 B3.000	05.09 - 11.11	ALT		6 PK 1725
				CAM		ZRK 1466
				W-P; CAM		KT 1525 W1

2.4 JTDM

2387 ccm	147 kW	939 A3.000	03.06 - 11.11	PS		6 PK 1580
				CAM		ZRK 1466
				CAM		KT 1401
				CAM		KT 1401 W1

2.4 JTDM

2387 ccm	154 kW	939 A9.000	05.07 - 11.11	PS		6 PK 1580
				CAM		ZRK 1466
				CAM		KT 1401
				CAM		KT 1401 W1

2.4 JTDM Q4

2387 ccm	154 kW	939 A9.000	05.07 - 11.11	PS	FROM: 09.07	6 PK 1580
				CAM		ZRK 1466
				CAM		KT 1401
				CAM		KT 1401 W1

164 (164)

2.0

1962 ccm	102 kW		06.87 - 09.98	ALT		AVX 13 x 800
----------	--------	--	---------------	-----	--	--------------

2.0

1962 ccm	105 kW		11.87 - 10.92	ALT	FROM: 12.88; - AC	5 PK 820
				ALT	FROM: 12.88; + AC	5 PK 985
				PS		5 PK 1104

2.0 Twin Spark

1962 ccm	109 kW		06.87 - 06.90	ALT	FROM: 12.88; - AC	5 PK 820
				ALT	FROM: 12.88; + AC	5 PK 985
				PS		5 PK 1104

2.0 T.S. (164.A2C, 164.A2L)

1995 ccm	105 kW	AR 06416	06.87 - 09.92	ALT		AVX 13 x 800
				ALT	FROM: 12.88; - AC	5 PK 820
				ALT	FROM: 12.88; + AC	5 PK 985
				PS	FROM: 11.87	5 PK 1104

2.0 T.S. (164.H3)

1995 ccm	106 kW	AR 64103	09.92 - 09.98	ALT		5 PK 1280
				ALT	- AC	5 PK 805
				ALT	+ AC	5 PK 1280
				PS		4 PK 962

2.0 T.S. (164.A2H)

1995 ccm	109 kW	AR 06420	06.87 - 12.90	ALT		AVX 13 x 800
				ALT	FROM: 12.88; - AC	5 PK 820
				ALT	FROM: 12.88; + AC	5 PK 985
				PS		5 PK 1104

2.0 Turbo

1995 ccm	128 kW	AR 06476	10.87 - 09.98	ALT		AVX 10 x 1090
				CAM		ZRK 1309
				CAM		KT 1152

2.0 Turbo

1995 ccm	129 kW	AR 06476	02.88 - 10.92	ALT	FROM: 05.90; FROM MTR-NO: 1103902	4 PK 1100
				CAM		ZRK 1309



ALFA ROMEO

164 (164)

2.0 Turbo

1995 ccm 129 kW AR 06476 02.88 - 10.92 CAM KT 1152

2.0 V6 Turbo (164.K3)

1996 ccm 148 kW AR 64102 09.92 - 09.98 ALT; AC-C
PS
ALT - AC
ALT + AC
PS
AVX 10 x 750
AVX 10 x 785
7 PK 1175
7 PK 1240
4 PK 763

2.0 V6 Turbo (164.A2G, 164.A2F)

1997 ccm 150 kW AR 64101 03.91 - 09.92 ALT; AC-C
PS
CAM
AVX 10 x 750
AVX 10 x 785
ZRK 1083

3.0 V6 (164.H1A, 164.H1B, 164.K1P)

2959 ccm 132 kW AR 64305;AR 66303 09.92 - 09.98 AC-C
ALT - AC
ALT + AC
PS
AC-C MTR-CODE: AR64305;AR66303
ALT MTR-CODE: AR64305; - AC
ALT MTR-CODE: AR64305; + AC
ALT MTR-CODE: AR64305;AR66303
PS MTR-CODE: AR64305
PS MTR-CODE: AR64305;AR66303
AVX 13 x 1030
AVX 13 x 960
AVX 10 x 750
AVX 10 x 785
7 PK 1240
7 PK 1175
7 PK 1240
7 PK 1175
4 PK 763
4 PK 763

3.0 V6 (164.AD, 164.AH, 164.AB)

2959 ccm 135 kW AR 06412 06.87 - 09.92 ALT; AC-C
PS
CAM
AVX 10 x 750
AVX 10 x 785
ZRK 1083

3.0

2959 ccm 138 kW AR 06410 11.87 - 09.91 CAM ZRK 1083

3.0 V6 (164.A)

2959 ccm 141 kW AR 06410 06.87 - 09.92 ALT + AC
PS
PS FROM MTR-NO: M30083012
CAM
AVX 10 x 750
AVX 10 x 785
AVX 10 x 775
ZRK 1083

3.0 i.e. QV (164.AG)

2959 ccm 147 kW AR 06430;AR 64301 09.90 - 09.92 PS
CAM
AVX 10 x 785
ZRK 1083

3.0 24V (164.K1)

2959 ccm 155 kW AR 66301;AR 66302 09.92 - 09.98 ALT 7 PK 1970

3.0

2959 ccm 168 kW AR 64304 04.93 - 02.95 ALT 7 PK 1970

3.0 24V Q4 (164.K1M, 164.K1C)

2959 ccm 170 kW AR 64307;AR 64308 02.94 - 09.98 ALT 7 PK 1970

3.0 24V QV (164.H1)

2959 ccm 171 kW AR 64304 09.92 - 09.98 ALT FROM: 04.93 7 PK 1970

3.0 Allrad

2959 ccm 171 kW AR 64307 11.92 - 10.97 ALT 7 PK 1970

2.5 TD (164.K2A, 164.K2B)

2499 ccm 92 kW VM 08 B;VM 32 B 09.92 - 09.98 ALT MTR-CODE: VM08B; - AC 7 PK 1715
ALT MTR-CODE: VM08B; + AC 7 PK 2050
ALT MTR-CODE: VM08B;VM32B; - AC 7 PK 1715
ALT MTR-CODE: VM08B;VM32B; + AC 7 PK 2050

2.5 TD (164.A1A)

2499 ccm 84 kW VM 84 A 06.87 - 09.92 PS
PS OE-NO.: 60513650
PS OE-NO.: 60574816
W-P
ALT FROM: 02.88; FROM MTR-NO: 3062
ALT FROM: 02.88; UNTIL MTR-NO: 3061
AVX 10 x 838
AVX 10 x 825
AVX 10 x 813
AVX 10 x 625
7 PK 1110
5 PK 1104

166 (936)

2.0 T.Spark (936A3B__)

1970 ccm 110 kW AR 36301 10.00 - 06.07 ALT FROM MTR-NO: 2835765 6 PK 1965
ALT UNTIL MTR-NO: 2835764 6 PK 1975
BAL ZRK 1420
CAM ZRK 1249



ALFA ROMEO

166 (936)

2.0 T.Spark (936A3B__)

1970 ccm	110 kW	AR 36301	10.00 - 06.07	CAM W-P; CAM	KT 1079 KT 1079 W1
----------	--------	----------	---------------	-----------------	-----------------------

2.0 T.Spark (936A3A__)

1970 ccm	114 kW	AR 34103	09.98 - 10.00	ALT ALT BAL CAM CAM W-P; CAM	FROM MTR-NO: 1385144 UNTIL MTR-NO: 1385143 6 PK 1975 7 PK 1970 ZRK 1420 ZRK 1249 KT 1079 KT 1079 W1
----------	--------	----------	---------------	---	--

2.0 V6 (936A3__)

1996 ccm	151 kW	AR 34102	09.98 - 10.00	ALT	6 PK 1990
----------	--------	----------	---------------	-----	-----------

2.5 V6 24V (936A21__)

2492 ccm	138 kW	AR 36201	10.00 - 06.07	ALT	6 PK 1990
----------	--------	----------	---------------	-----	-----------

2.5 V6 24V (936A2__)

2492 ccm	140 kW	AR 34201	09.98 - 10.00	ALT	6 PK 1990
----------	--------	----------	---------------	-----	-----------

3.0 V6 24V (936A11__)

2959 ccm	162 kW	AR 36101	10.00 - 06.07	ALT	6 PK 1990
----------	--------	----------	---------------	-----	-----------

3.0 V6 24V (936A1__)

2959 ccm	166 kW	AR 34301	09.98 - 10.00	ALT	6 PK 1990
----------	--------	----------	---------------	-----	-----------

3.2 V6 24V

3179 ccm	176 kW	936 A.000	10.03 - 06.07	ALT	6 PK 1990
----------	--------	-----------	---------------	-----	-----------

2.4 JTD (936A2A__)

2387 ccm	100 kW	AR 34202	09.98 - 10.00	ALT CAM	6 PK 1740 ZRK 1113
----------	--------	----------	---------------	------------	-----------------------

2.4 JTD (936A2B__)

2387 ccm	103 kW	839 A6.000	10.00 - 06.07	ALT CAM	6 PK 1740 ZRK 1113
----------	--------	------------	---------------	------------	-----------------------

2.4 JTD

2387 ccm	110 kW	841 C000	04.02 - 06.07	ALT CAM	6 PK 1740 ZRK 1113
----------	--------	----------	---------------	------------	-----------------------

2.4 JTD

2387 ccm	129 kW	841 G.000;841 H.000	10.03 - 06.07	ALT CAM CAM	6 PK 1740 ZRK 1451 KT 1484
----------	--------	---------------------	---------------	-------------------	----------------------------------

2.4 JTD

2387 ccm	132 kW	841 M.000	07.06 - 06.07	ALT CAM CAM CAM	6 PK 1740 ZRK 1466 KT 1401 KT 1401 W1
				MTR-CODE: 936B000	

2.4 JTD

2387 ccm	136 kW	841 M.000;936 B.000	07.05 - 06.07	ALT CAM CAM CAM	6 PK 1740 ZRK 1466 KT 1401 KT 1401 W1
				FROM: 07.06	
				MTR-CODE: 936B000	

BRERA

2.2 JTS

2198 ccm	136 kW	939 A5.000	01.06 -	ALT	5 PK 1070
----------	--------	------------	---------	-----	-----------

3.2 JTS

3195 ccm	191 kW	939 A.000	03.08 -	ALT	6 PK 2145
----------	--------	-----------	---------	-----	-----------

3.2 JTS Q4

3195 ccm	191 kW	939 A.000	01.06 -	ALT	6 PK 2145
----------	--------	-----------	---------	-----	-----------

2.0 JTDM

1956 ccm	120 kW	844 A2.000	03.08 -	W-P; CAM	KT 1525 W1
----------	--------	------------	---------	----------	------------

2.0 JTDM

1956 ccm	125 kW	939 B3.000	05.09 -	ALT CAM W-P; CAM	6 PK 1725 ZRK 1466 KT 1525 W1
----------	--------	------------	---------	------------------------	-------------------------------------

2.4 JTDM 20V

2387 ccm	147 kW	939 A3.000	01.06 -	PS CAM CAM CAM CAM	6 PK 1580 ZRK 1466 KT 1401 KT 1401 W1 KT 1415 W1
				MTR-CODE: 939A3.000	



ALFA ROMEO

BRERA

2.4 JTDM 20V

2387 ccm	154 kW	939 A9.000	05.07 -	PS		6 PK 1580
				CAM		ZRK 1466
				CAM		KT 1401
				CAM		KT 1401 W1

GIULIETTA (940)

1.4 TB

1368 ccm	88 kW	198 A4.000	04.10 -	ALT		5 PK 1145
				W-P; CAM		KT 1253 W1

1.4 TB

1368 ccm	125 kW	940 A2.000	04.10 -	ALT		5 PK 1145
				W-P; CAM		KT 1253 W1

2.0 JTDM

1956 ccm	100 kW	940 A8.000	04.10 -	W-P; CAM		KT 1525 W1
----------	--------	------------	---------	----------	--	------------

2.0 JTDM

1956 ccm	103 kW	940 A5.000	04.10 -	W-P; CAM		KT 1525 W1
----------	--------	------------	---------	----------	--	------------

2.0 JTDM

1956 ccm	120 kW	940 A7.000	04.10 -	W-P; CAM		KT 1525 W1
----------	--------	------------	---------	----------	--	------------

2.0 JTDM

1956 ccm	125 kW	940 A4.000	04.10 -	W-P; CAM		KT 1525 W1
----------	--------	------------	---------	----------	--	------------

GT (937)

1.8 TS

1747 ccm	103 kW	AR 32205	11.03 - 09.10	ALT	FROM: 04.06; - AC	6 PK 1025
				ALT	FROM: 04.06; + AC	6 PK 1840
				CAM		ZRK 1306
				CAM		KT 1348

2.0 JTS

1970 ccm	119 kW	932 A2.000	12.06 - 09.10	W-P; CAM		KT 1294 W1
----------	--------	------------	---------------	----------	--	------------

2.0 JTS

1970 ccm	121 kW	932 A2.000;937 A1.000	11.03 - 09.10	ALT	- AC	6 PK 1060
				ALT	+ AC	6 PK 1965
				CAM		ZRK 1249
				W-P; CAM		KT 1294 W1

3.2 GTA

3179 ccm	176 kW	936 A.000	11.03 - 09.10	ALT		6 PK 1990
----------	--------	-----------	---------------	-----	--	-----------

1.9 JTD

1910 ccm	110 kW	937 A5.000	11.03 - 09.10	CAM	EXH-EN-3	ZRK 1451
				CAM	EXH-EN-4	ZRK 1466
				CAM	EXH-EN-4; UNTIL MTR-NO: 4109227	KT 1400
				CAM		KT 1535 W1

GTV (916C_)

1.8 16V (916C3)

1747 ccm	106 kW	AR 32201	05.98 - 10.05	ALT	- AC	6 PK 1045
				ALT	UNTIL: 03.03; + AC	6 PK 1855
				W-P; CAM		ZRK 1249
				W-P; CAM		KT 1079
				W-P; CAM		KT 1079 W1

2.0 T.SPARK 16V (916.C2_, 916C2C00)

1970 ccm	110 kW	AR 16201;AR 32310	06.95 - 10.05	ALT	FROM MTR-NO: 2835765; MTR-CODE: AR32310; - AC	6 PK 1060
				ALT	FROM MTR-NO: 2835765; MTR-CODE: AR32310; + AC	6 PK 1965
				ALT	MTR-CODE: AR16201; - AC	7 PK 1080
				ALT	MTR-CODE: AR16201; + AC	7 PK 1950
				ALT	UNTIL MTR-NO: 2835764; MTR-CODE: AR32310; - AC	6 PK 1078
				ALT	UNTIL MTR-NO: 2835764; MTR-CODE: AR32310; + AC	6 PK 1975
				BAL	FROM MTR-NO: 0134319	ZRK 1420
				CAM		ZRK 1249
				CAM		KT 1079
				W-P; CAM		KT 1079 W1

2.0 T.SPARK 16V (916C2C)

1970 ccm	114 kW	AR 32301	05.98 - 08.00	ALT	FROM MTR-NO: 1385144; - AC	6 PK 1078
				ALT	FROM MTR-NO: 1385144; + AC	6 PK 1975



ALFA ROMEO

GTV (916C_)

2.0 T.SPARK 16V (916C2C)

1970 ccm	114 kW	AR 32301	05.98 - 08.00	ALT	UNTIL MTR-NO: 1385143; - AC	7 PK 1080
				ALT	UNTIL MTR-NO: 1385143; + AC	7 PK 1970
				BAL		ZRK 1420
				CAM		ZRK 1249
				CAM		KT 1079
				W-P; CAM		KT 1079 W1

2.0 JTS

1970 ccm	121 kW	937 A1.000	04.03 - 10.05	ALT		6 PK 1965
				BAL		ZRK 1420
				CAM		ZRK 1249
				CAM		KT 1294
				W-P; CAM		KT 1294 W1

2.0 V6 Turbo (916.C2A)

1996 ccm	148 kW	AR 16202	06.95 - 09.98	AC-C	FROM MTR-NO: 0004305	6 PK 975
				AC-C	UNTIL MTR-NO: 0004304	6 PK 962
				ALT		5 PK 1005
				PS		4 PK 654

3.0 V6 24V (916.C1B_)

2959 ccm	160 kW	AR 16105	10.00 - 10.05	ALT		6 PK 1990
----------	--------	----------	---------------	-----	--	-----------

3.0 V6 24V (916.C1)

2959 ccm	162 kW	AR 16102	10.96 - 10.00	ALT		6 PK 1990
----------	--------	----------	---------------	-----	--	-----------

3.2 V6 24V

3179 ccm	176 kW	936 A6.000	04.03 - 10.05	ALT		6 PK 1990
----------	--------	------------	---------------	-----	--	-----------

MITO (955)

1.4

1368 ccm	58 kW	955 A1.000	09.08 -	ALT	- AC	4 PK 665
				ALT	+ AC	5 PK 1145
				CAM		ZRK 1322
				CAM		KT 1253

1.4

1368 ccm	70 kW	199 A6.000	09.08 -	ALT	- AC	4 PK 665
				ALT	+ AC	5 PK 1145
				CAM		ZRK 1322
				CAM		KT 1253

1.4

1368 ccm	88 kW	198 A4.000	09.08 -	ALT	- AC	4 PK 665
				ALT	+ AC	5 PK 1145

1.4 TB

1368 ccm	99 kW	955 A2.000;955 A7.000	10.09 -	ALT	- AC	4 PK 665
				ALT	+ AC	5 PK 1145

1.4 Turbo

1368 ccm	110 kW	198 A1.000	09.08 -	ALT	FROM: 09.09; - AC	4 PK 665
				ALT	FROM: 09.09; + AC	5 PK 1145

1.4 TB

1368 ccm	114 kW	199 A8.000	09.08 -	ALT	- AC	4 PK 665
				ALT	+ AC	5 PK 1145
				CAM		ZRK 1322
				CAM		KT 1253

1.4 TB

1368 ccm	125 kW	940 A2.000	10.09 -	ALT	- AC	4 PK 665
				ALT	+ AC	5 PK 1145

1.3 JTDM

1248 ccm	66 kW	199 A3.000	09.08 -	ALT	- AC	6 PK 1185
				ALT	+ AC	6 PK 1318

1.3 JTDM

1248 ccm	70 kW	199 B1.000	10.09 -	ALT		6 PK 1318
----------	-------	------------	---------	-----	--	-----------

1.6 JTDM

1598 ccm	85 kW	955 A4.000	09.08 -	ALT	- AC	6 PK 1038
----------	-------	------------	---------	-----	------	-----------

1.6 JTDM

1598 ccm	88 kW	198 A2.000;955 A3.000	09.08 -	ALT	- AC	6 PK 1038
----------	-------	-----------------------	---------	-----	------	-----------

SPIDER (916S_)

1.8 16V (916S3)

1747 ccm	106 kW	AR 32201	05.98 - 04.05	ALT	- AC	6 PK 1045
----------	--------	----------	---------------	-----	------	-----------



ALFA ROMEO

SPIDER (916S_)

1.8 16V (916S3)

1747 ccm	106 kW	AR 32201	05.98 - 04.05	ALT	UNTIL: 03.03; + AC	6 PK 1855
				CAM		ZRK 1249
				CAM		KT 1079
				W-P; CAM		KT 1079 W1

2.0 T.SPARK 16V (916S2C00)

1970 ccm	110 kW	AR 16201;AR 32310	06.95 - 04.05	ALT	FROM MTR-NO: 1385144; UNTIL MTR-NO: 2835764; MTR-CODE: AR32310; - AC	6 PK 1078
				ALT	FROM MTR-NO: 1385144; UNTIL MTR-NO: 2835764; MTR-CODE: AR32310; + AC	6 PK 1975
				ALT	FROM MTR-NO: 2835765; MTR-CODE: AR32310; - AC	6 PK 1060
				ALT	FROM MTR-NO: 2835765; MTR-CODE: AR32310; + AC	6 PK 1965
				ALT	MTR-CODE: AR16201; - AC	7 PK 1080
				ALT	MTR-CODE: AR16201; + AC	7 PK 1950
				ALT	UNTIL MTR-NO: 1385143; MTR-CODE: AR32310; - AC	7 PK 1080
				ALT	UNTIL MTR-NO: 1385143; MTR-CODE: AR32310; + AC	7 PK 1970
				BAL	FROM MTR-NO: 0134319	ZRK 1420
				CAM		ZRK 1249
				CAM		KT 1079
				W-P; CAM		KT 1079 W1

2.0 T.SPARK 16V (916S2B)

1970 ccm	114 kW	AR 32301	05.98 - 08.00	ALT	FROM MTR-NO: 1385144; - AC	6 PK 1078
				ALT	FROM MTR-NO: 1385144; + AC	6 PK 1975
				ALT	UNTIL MTR-NO: 1385143; - AC	7 PK 1080
				ALT	UNTIL MTR-NO: 1385143; + AC	7 PK 1970
				BAL		ZRK 1420
				CAM		ZRK 1249
				CAM		KT 1079
				W-P; CAM		KT 1079 W1

2.0 JTS

1970 ccm	121 kW	937 A1.000	04.03 - 04.05	ALT		6 PK 1965
				BAL		ZRK 1420
				CAM		ZRK 1249
				CAM		KT 1294
				W-P; CAM		KT 1294 W1

2.0 V6 Turbo (916S2A)

1996 ccm	148 kW	AR 16202	05.98 - 04.05	AC-C		6 PK 975
				ALT		5 PK 1005
				PS		4 PK 654

3.0 V6 (916S1)

2959 ccm	141 kW	AR 16101	06.95 - 04.05	AC-C	FROM: 06.96	6 PK 975
				AC-C	UNTIL: 06.96	6 PK 962
				ALT		5 PK 1005
				PS	- AC	5 PK 880
				PS	+ AC	4 PK 654

3.0 V6 (916S1B00)

2959 ccm	160 kW	AR 16105	10.00 - 04.05	ALT		6 PK 1990
----------	--------	----------	---------------	-----	--	-----------

3.2 V6 24V

3179 ccm	176 kW	936 A6.000	04.03 - 04.05	ALT		6 PK 1990
----------	--------	------------	---------------	-----	--	-----------

SPIDER (939)

2.2 JTS

2198 ccm	136 kW	939 A5.000	09.06 -	ALT		5 PK 1070
----------	--------	------------	---------	-----	--	-----------

3.2 JTS

3195 ccm	191 kW	939 A.000	03.08 -	ALT		6 PK 2145
----------	--------	-----------	---------	-----	--	-----------

3.2 JTS Q4

3195 ccm	191 kW	939 A.000	09.06 -	ALT		6 PK 2145
----------	--------	-----------	---------	-----	--	-----------

2.0 JTDM

1956 ccm	120 kW	844 A2.000	04.09 -	W-P; CAM		KT 1525 W1
----------	--------	------------	---------	----------	--	------------

2.0 JTDM

1956 ccm	125 kW	939 B3.000	05.09 -	ALT		6 PK 1725
				CAM		ZRK 1466
				W-P; CAM		KT 1525 W1



ALFA ROMEO

SPIDER (939)

2.4 JTDM

2387 ccm	147 kW	939 A3.000	04.07 -	PS CAM CAM CAM		6 PK 1580 ZRK 1466 KT 1401 KT 1401 W1
----------	--------	------------	---------	-------------------------	--	--

2.4 JTDM

2387 ccm	154 kW	939 A3.000	03.08 -	PS CAM CAM		6 PK 1580 ZRK 1466 KT 1401
----------	--------	------------	---------	------------------	--	----------------------------------

ALPINA

B7 (E65)

4.4

4398 ccm	368 kW	N62B44A19	12.03 - 06.08	ALT		6 PK 1550
----------	--------	-----------	---------------	-----	--	-----------

ARO

10

1.9 D

1870 ccm	48 kW	F8QA6	09.92 - 10.06	ALT ALT	- AC + AC	6 PK 1138 6 PK 1642
----------	-------	-------	---------------	------------	--------------	------------------------

1.9 TD

1870 ccm	69 kW	F8QT	06.97 - 10.06	ALT ALT	- AC + AC	6 PK 1138 6 PK 1642
----------	-------	------	---------------	------------	--------------	------------------------

SPARTANA

1.2

1239 ccm	40 kW	C3G 702	01.99 - 10.06	AC-C ALT	+ AC	5 PK 900 4 PK 1165
----------	-------	---------	---------------	-------------	------	-----------------------

ASIA MOTORS

ROCSTA

1.8 i 4x4

1789 ccm	57 kW	F804	06.93 - 12.99	ALT	UNTIL: 06.98	AVX 13 x 950
----------	-------	------	---------------	-----	--------------	--------------

AUDI

A1 (8X1)

1.6 TDI

1598 ccm	66 kW	CAYB	03.11 -	CAM		ZRK 1572
----------	-------	------	---------	-----	--	----------

1.6 TDI

1598 ccm	77 kW	CAYC	05.10 -	CAM		ZRK 1572
----------	-------	------	---------	-----	--	----------

2.0 TDI

1968 ccm	100 kW	CFHB	05.12 -	CAM		ZRK 1572
----------	--------	------	---------	-----	--	----------

2.0 TDI

1968 ccm	105 kW	CFHD	09.11 -	CAM		ZRK 1572
----------	--------	------	---------	-----	--	----------

A1 Sportback (8XA)

1.6 TDI

1598 ccm	66 kW	CAYB	11.11 -	CAM		ZRK 1572
----------	-------	------	---------	-----	--	----------

1.6 TDI

1598 ccm	77 kW	CAYC	11.11 -	CAM		ZRK 1572
----------	-------	------	---------	-----	--	----------

2.0 TDI

1968 ccm	100 kW	CFHB	05.12 -	CAM		ZRK 1572
----------	--------	------	---------	-----	--	----------

A2 (8Z0)

1.4

1390 ccm	55 kW	AUA;BBY	02.00 - 08.05	ALT ALT CAM CAM CAM CAM	- AC + AC MTR-CODE: BBY	6 PK 745 6 PK 1090 ZRK 1001 KT 1209 KT 1464 KT 1209 W1
----------	-------	---------	---------------	--	-----------------------------------	---

1.6 FSI

1598 ccm	81 kW	BAD	05.02 - 08.05	ALT ALT	- AC + AC	6 PK 737 6 PK 1078
----------	-------	-----	---------------	------------	--------------	-----------------------



AUDI

A2 (8Z0)

1.6 FSI

1598 ccm	81 kW	BAD	05.02 - 08.05	CAM CAM W-P; CAM		ZRK 1001 KT 1209 KT 1209 W2
----------	-------	-----	---------------	------------------------	--	-----------------------------------

1.2 TDI

1191 ccm	45 kW	ANY	03.01 - 08.05	ALT ALT CAM CAM CAM W-P; CAM W-P; CAM	- AC + AC FROM CHA-NO.: 8Z-3-000001 UNTIL CHA-NO.: 8Z-2-070000	6 PK 858 6 PK 995 ZRK 1439 KT 1354 KT 1369 KT 1369 W2 KT 1369 W1
----------	-------	-----	---------------	---	---	--

1.4 TDI

1422 ccm	55 kW	AMF;BHC	02.00 - 08.05	ALT ALT CAM CAM CAM W-P; CAM W-P; CAM	- AC + AC FROM CHA-NO.: 8Z-2-017001 UNTIL CHA-NO.: 8Z-2-017000 UNTIL CHA-NO.: 8Z-2-017000 FROM CHA-NO.: 8Z-2-017001; MTR-CODE: BHC FROM CHA-NO.: 8Z-2-017001; UNTIL CHA-NO.: 8Z-2-070000; MTR-CODE: AMF	6 PK 858 6 PK 995 ZRK 1338 KT 1237 KT 1236 KT 1238 KT 1237 W2 KT 1237 W5
----------	-------	---------	---------------	---	--	---

1.4 TDI

1422 ccm	66 kW	ATL	11.03 - 08.05	ALT ALT W-P; CAM W-P; CAM W-P; CAM	- AC + AC 	6 PK 858 6 PK 995 ZRK 1338 KT 1237 KT 1237 W2
----------	-------	-----	---------------	--	--------------------------	---

A3 (8L1)

1.6

1595 ccm	74 kW	AEH;AKL;APF	09.96 - 05.03	ALT ALT CAM CAM W-P; CAM	- AC + AC 	6 PK 1125 6 DPK 1195 ZRK 1216 KT 1133 KT 1133 W2
----------	-------	-------------	---------------	--------------------------------------	--------------------------	--

1.6

1595 ccm	75 kW	AVU;BFQ	08.00 - 05.03	ALT ALT CAM CAM W-P; CAM	- AC + AC 	6 PK 1125 6 DPK 1195 ZRK 1216 KT 1133 KT 1133 W2
----------	-------	---------	---------------	--------------------------------------	--------------------------	--

1.8

1781 ccm	92 kW	AGN;APG	09.96 - 05.03	ALT ALT CAM CAM CAM CAM W-P; CAM W-P; CAM	- AC + AC FROM CHA-NO.: 8L-Y-125001 FROM CHA-NO.: 8L-Y-125001 UNTIL CHA-NO.: 8L-Y-125000 UNTIL CHA-NO.: 8L-Y-125000 FROM CHA-NO.: 8L-Y-125 001; OPT UNTIL CHA-NO.: 8L-Y-125000; OPT	6 PK 1125 6 DPK 1195 ZRK 1220 KT 1230 KT 1231 KT 1296 KT 1301 KT 1231 W1 KT 1301 W1
----------	-------	---------	---------------	--	--	---

1.8 T

1781 ccm	110 kW	AGU;AQA;ARZ;AUM	12.96 - 05.03	ALT ALT CAM CAM CAM CAM CAM W-P; CAM W-P; CAM W-P; CAM	- AC + AC FROM CHA-NO.: 8L-Y-125001 FROM CHA-NO.: 8L-Y-125001 UNTIL CHA-NO.: 8L-Y-125000 UNTIL CHA-NO.: 8L-Y-125000 FROM CHA-NO.: 8L-Y-125 001; OPT UNTIL CHA-NO.: 8L-Y-125000; OPT UNTIL CHA-NO.: 8L-Y-125000; OPT	6 PK 1125 6 DPK 1195 ZRK 1220 KT 1230 KT 1231 KT 1296 KT 1301 KT 1231 W1 KT 1296 W1 KT 1301 W1
----------	--------	-----------------	---------------	---	---	---

1.8 T quattro

1781 ccm	110 kW	AGU;AQA;ARX	12.96 - 05.03	ALT ALT CAM CAM	FROM: 08.97; - AC FROM: 08.97; + AC FROM CHA-NO.: 8L-Y-125001	6 PK 1125 6 DPK 1195 ZRK 1220 KT 1230
----------	--------	-------------	---------------	--------------------------	---	--



AUDI

A3 (8L1)

1.8 T quattro

1781 ccm	110 kW	AGU;AQA;ARX	12.96 - 05.03	CAM	FROM CHA-NO.: 8L-Y-125001	KT 1231
				CAM	UNTIL CHA-NO.: 8L-Y-125000	KT 1296
				CAM	UNTIL CHA-NO.: 8L-Y-125000	KT 1301
				W-P; CAM	FROM CHA-NO.: 8L-Y-125001	KT 1230 W1
				W-P; CAM	FROM CHA-NO.: 8L-Y-125001; OPT	KT 1231 W1
				W-P; CAM	UNTIL CHA-NO.: 8L-Y-125000	KT 1301 W1
				W-P; CAM	UNTIL CHA-NO.: 8L-Y-125000; OPT	KT 1296 W1
				W-P; CAM	UNTIL CHA-NO.: 8L-Y-125000; OPT	KT 1301 W1

1.8 T

1781 ccm	132 kW	AJQ;APP;ARY;AUQ	12.98 - 05.03	ALT	- AC	6 PK 1125
				ALT	+ AC	6 DPK 1195
				CAM		ZRK 1220
				CAM	FROM CHA-NO.: 8L-Y-125001; MTR-CODE: AJQ;APP;AUQ	KT 1230
				CAM	FROM CHA-NO.: 8L-Y-125001; MTR-CODE: AJQ;APP;AUQ	KT 1231
				CAM	MTR-CODE: ARY	KT 1230
				CAM	MTR-CODE: ARY	KT 1231
				CAM	UNTIL CHA-NO.: 8L-Y-125000; MTR-CODE: AJQ;APP;AUQ	KT 1296
				CAM	UNTIL CHA-NO.: 8L-Y-125000; MTR-CODE: AJQ;APP;AUQ	KT 1301
				W-P; CAM	FROM CHA-NO.: 8L-Y-125001	KT 1231 W1
				W-P; CAM	MTR-CODE: AJQ, APP, AUQ; FROM CHA-NO.: 8L-Y-125001	KT 1230 W1
				W-P; CAM	MTR-CODE: AJQ, APP, AUQ; UNTIL CHA-NO.: 8L-Y-125000; OPT	KT 1296 W1
				W-P; CAM	MTR-CODE: ARY	KT 1230 W1
				W-P; CAM	UNTIL CHA-NO.: 8L-Y-125000; MTR-CODE: AJQ, APP, AUQ; OPT	KT 1301 W1

1.8 T quattro

1781 ccm	132 kW	AJQ;ARY	10.98 - 05.03	ALT	- AC	6 PK 1125
				ALT	+ AC	6 DPK 1195
				CAM		ZRK 1220
				CAM	FROM CHA-NO.: 8L-Y-125001	KT 1230
				CAM	FROM CHA-NO.: 8L-Y-125001	KT 1231
				CAM	UNTIL CHA-NO.: 8L-Y-125000	KT 1296
				CAM	UNTIL CHA-NO.: 8L-Y-125000	KT 1301
				W-P; CAM	FROM CHA-NO.: 8L-Y-125001	KT 1230 W1
				W-P; CAM	FROM CHA-NO.: 8L-Y-125001; OPT	KT 1231 W1
				W-P; CAM	UNTIL CHA-NO.: 8L-Y-125000	KT 1301 W1
				W-P; CAM	UNTIL CHA-NO.: 8L-Y-125000; OPT	KT 1296 W1
				W-P; CAM	UNTIL CHA-NO.: 8L-Y-125000; OPT	KT 1301 W1

S3 quattro

1781 ccm	154 kW	AMK;APY;AUL	03.99 - 04.02	ALT	- AC	6 PK 1125
				ALT	+ AC	6 DPK 1195
				CAM		ZRK 1220
				CAM	FROM CHA-NO.: 8L-Y-125001; MTR-CODE: APY	KT 1230
				CAM	FROM CHA-NO.: 8L-Y-125001; MTR-CODE: APY	KT 1231
				CAM	MTR-CODE: AMK;AUL	KT 1230
				CAM	MTR-CODE: AMK;AUL	KT 1231
				CAM	UNTIL CHA-NO.: 8L-Y-125000; MTR-CODE: APY	KT 1296
				CAM	UNTIL CHA-NO.: 8L-Y-125000; MTR-CODE: APY	KT 1301
				W-P; CAM	MTR-CODE: AMK, AUL; OPT	KT 1231 W1
				W-P; CAM	MTR-CODE: APY; FROM CHA-NO.: 8L-Y-125 001	KT 1231 W1

S3 quattro

1781 ccm	165 kW	BAM	10.01 - 05.03	ALT	- AC	6 PK 1125
				ALT	+ AC	6 DPK 1195
				CAM		ZRK 1220
				CAM		KT 1230
				CAM		KT 1231
				W-P; CAM	OPT	KT 1231 W1

1.9 TDI

1896 ccm	66 kW	AGR;ALH	09.96 - 07.01	ALT	- AC	6 PK 906
				ALT	+ AC	6 PK 1660
				W-P	FROM MTR-NO: 500001; MTR-CODE: ALH	ZRK 1423
				W-P	FROM MTR-NO: 565001; MTR-CODE: AGR	ZRK 1423
				W-P	UNTIL MTR-NO: 500000; MTR-CODE: ALH	ZRK 1305



AUDI

A3 (8L1)

1.9 TDI

1896 ccm	66 kW	AGR;ALH	09.96 - 07.01	W-P	UNTIL MTR-NO: 565000; MTR-CODE: AGR	ZRK 1305
				W-P	FROM MTR-NO: 500001; MTR-CODE: ALH	KT 1322
				W-P	FROM MTR-NO: 565001; MTR-CODE: AGR	KT 1322
				W-P	UNTIL MTR-NO: 044441; MTR-CODE: AGR	KT 1226
				W-P	FROM MTR-NO: 500001; MTR-CODE: ALH	KT 1322 W1
				W-P	FROM MTR-NO: 565001; MTR-CODE: AGR	KT 1322 W1

1.9 TDI

1896 ccm	74 kW	ATD;AXR	10.00 - 05.03	ALT	- AC	6 PK 1125
				ALT	+ AC	6 DPK 1195
				W-P	MTR-CODE: ATD;AXR	ZRK 1338
				W-P	FROM MTR-NO: 165001; MTR-CODE: ATD	KT 1237
				W-P	UNTIL MTR-NO: 165000; MTR-CODE: ATD	KT 1236
				W-P	UNTIL MTR-NO: 165000; MTR-CODE: ATD	KT 1238
				W-P; CAM	MTR-CODE: AXR	KT 1237
				W-P	FROM CHA-NO.: 8L-3-000001; FROM MTR-NO: 165001; MTR-CODE: ATD	KT 1237 W3
				W-P	FROM CHA-NO.: 8L-3-000001; MTR-CODE: AXR	KT 1237 W3
				W-P	UNTIL CHA-NO.: 8L-2-150000; FROM MTR-NO: 165001; MTR-CODE: ATD	KT 1237 W1
				W-P	UNTIL CHA-NO.: 8L-2-150000; MTR-CODE: AXR	KT 1237 W1
				W-P; CAM	UNTIL MTR-NO: 165000; MTR-CODE: ATD	KT 1236 W1

1.9 TDI

1896 ccm	81 kW	AHF;ASV	08.97 - 07.01	ALT	- AC	6 PK 906
				ALT	+ AC	6 PK 1660
				W-P	FROM MTR-NO: 150001; MTR-CODE: ASV	ZRK 1423
				W-P	FROM MTR-NO: 595001; MTR-CODE: AHF	ZRK 1423
				W-P	UNTIL MTR-NO: 150000; MTR-CODE: ASV	ZRK 1305
				W-P	UNTIL MTR-NO: 595000; MTR-CODE: AHF	ZRK 1305
				W-P	FROM MTR-NO: 595001; MTR-CODE: AHF	KT 1322
				W-P	UNTIL MTR-NO: 006065; MTR-CODE: AHF	KT 1226
				W-P; CAM	MTR-CODE: ASV	KT 1322
				W-P	FROM MTR-NO: 595001; MTR-CODE: AHF	KT 1322 W1
				W-P; CAM	MTR-CODE: ASV	KT 1341 W1
				W-P; CAM	UNTIL MTR-NO: 006065; MTR-CODE: AHF	KT 1341 W1

1.9 TDI

1896 ccm	96 kW	ASZ	08.00 - 05.03	ALT	- AC	6 PK 1125
				ALT	+ AC	6 DPK 1195
				CAM		ZRK 1338
				CAM	FROM MTR-NO: 115001	KT 1237
				CAM	UNTIL MTR-NO: 115000	KT 1236
				CAM	UNTIL MTR-NO: 115000	KT 1238
				CAM	FROM CHA-NO.: 8L-3-000001; FROM MTR-NO: 115001	KT 1237 W3
				W-P; CAM	UNTIL MTR-NO: 115000	KT 1236 W1

1.9 TDI quattro

1896 ccm	96 kW	ASZ	08.00 - 05.03	ALT	- AC	6 PK 1125
				ALT	+ AC	6 DPK 1195
				W-P; CAM		ZRK 1338
				W-P; CAM	FROM MTR-NO: 115001	KT 1237
				W-P; CAM	UNTIL MTR-NO: 115000	KT 1236
				W-P; CAM	UNTIL MTR-NO: 115000	KT 1238
				W-P	FROM CHA-NO.: 8L-3-000001; FROM MTR-NO: 115001	KT 1237 W3
				W-P	UNTIL CHA-NO.: 8L-2-150000; FROM MTR-NO: 115001	KT 1237 W1
				W-P; CAM	UNTIL MTR-NO: 115000	KT 1236 W1

A3 (8P1)

1.4 TFSI

1390 ccm	92 kW	CAXC;CMSA	09.07 - 08.12	ALT	- AC	6 PK 1090
				ALT	+ AC	6 PK 1735

1.6

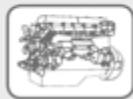
1595 ccm	75 kW	BGU;BSE;BSF;CCSA;CMXA	05.03 - 08.12	ALT	- AC	6 PK 900
				ALT	+ AC	6 PK 1045
				CAM		ZRK 1216
				CAM		KT 1133



AUDI

A3 (8P1)

1.6 FSI							
1598 ccm	85 kW	BAG;BLF;BLP	08.03 - 09.07	ALT	- AC		6 PK 1090
				ALT	MTR-CODE: BAG; + AC		6 PK 1740
				ALT	MTR-CODE: BLF;BLP; + AC		6 PK 1735
1.8 TFSI							
1798 ccm	118 kW	BYT;BZB;CDAA	11.06 - 08.12	ALT			6 PK 1115
				W-P			ZRK 1585
1.8 TFSI quattro							
1798 ccm	118 kW	CDAA	07.08 - 08.12	ALT			6 PK 1115
				W-P			ZRK 1585
2.0 FSI							
1984 ccm	110 kW	AXW;BLR;BLX;BLY;BMB;BVY;B VZ	05.03 - 06.08	ALT	- AC		6 PK 900
				ALT	+ AC		6 PK 1045
				CAM	MTR-CODE: AXW;BMB		ZRK 1313
				CAM	MTR-CODE: BLR;BLX;BLY;BVY;BVZ		ZRK 1443
				CAM	MTR-CODE: AXW;BMB		KT 1375
				CAM	MTR-CODE: BLR;BLX;BLY;BVY;BVZ		KT 1432
				W-P; CAM	MTR-CODE: AXW;BMB		KT 1375 W1
				W-P; CAM	MTR-CODE: BVY;BVZ;BLY;BLX;BLR		KT 1516 W1
2.0 TFSI							
1984 ccm	147 kW	AXX;BWA;CAWB;CCZA	09.04 - 08.12	ALT	MTR-CODE: AXX;BWA; - AC		6 PK 955
				ALT	MTR-CODE: AXX;BWA; + AC		6 PK 1055
				ALT	MTR-CODE: CAWB;CBFA;CCZA		6 PK 1115
				CAM	MTR-CODE: AXX;BPY;BWA		ZRK 1443
				W-P	MTR-CODE: CAWB;CCZA;CBFA		ZRK 1585
				CAM	MTR-CODE: AXX;BPY;BWA		KT 1432
2.0 TFSI quattro							
1984 ccm	147 kW	AXX;BWA;CCZA	09.04 - 08.12	ALT	MTR-CODE: AXX;BWA; - AC		6 PK 955
				ALT	MTR-CODE: AXX;BWA; + AC		6 PK 1055
				ALT	MTR-CODE: CCZA		6 PK 1115
				CAM	MTR-CODE: AXX;BPY;BWA		ZRK 1443
				W-P	MTR-CODE: CAWB;CCZA;CBFA		ZRK 1585
				CAM	MTR-CODE: AXX;BPY;BWA		KT 1432
				W-P; CAM	MTR-CODE: AXX;BWA		KT 1432 W1
S3 quattro							
1984 ccm	188 kW	BZC;CDLC	02.07 - 08.12	ALT			6 PK 1055
				CAM			ZRK 1443
S3 quattro							
1984 ccm	195 kW	BHZ;CDLA	11.06 - 08.12	ALT			6 PK 1055
				W-P; CAM			ZRK 1443
3.2 V6 quattro							
3189 ccm	184 kW	BDB;BMJ;BUB	07.03 - 05.09	ALT	- AC		6 PK 1240
				ALT	FROM CHA-NO.: 8P-7-103001		6 PK 1610
				ALT	UNTIL CHA-NO.: 8P-7-103000; + AC		6 PK 1625
1.6 TDI							
1598 ccm	66 kW	CAYB	05.09 - 08.12	ALT	- AC		6 EPK 842
				CAM	MTR-CODE: CAYB;CAYC		ZRK 1572
1.6 TDI							
1598 ccm	77 kW	CAYC	05.09 - 08.12	ALT	- AC		6 EPK 842
				CAM	MTR-CODE: CAYB;CAYC		ZRK 1572
1.9 TDI							
1896 ccm	77 kW	BKC;BLS;BXE	05.03 - 05.10	ALT	- AC		6 PK 950
				ALT	+ AC		6 PK 1055
				W-P; CAM			ZRK 1338
				W-P; CAM			KT 1237
				W-P; CAM			KT 1237 W2
2.0 TDI							
1968 ccm	100 kW	AZV;CBAA;CFFA	05.03 - 08.12	AC-C	MTR-CODE: CBAA		6 EPK 842
				ALT	MTR-CODE: AZV; - AC		6 PK 950
				ALT	MTR-CODE: AZV; + AC		6 PK 1055
				ALT	MTR-CODE: CBAA		6 PK 1070
				CAM	MTR-CODE: CBAA;CBAB;CFFA;CFFB		ZRK 1544
				CAM; W-P	MTR-CODE: CFFA;CFFB		ZRK 1572
				W-P	MTR-CODE: AZV;BKD		ZRK 1468
				CAM	MTR-CODE: CBAA;CBAB;CFFA;CFFB		KT 1420



AUDI

A3 (8P1)

2.0 TDI

1968 ccm	100 kW	AZV;CBAA;CFFA	05.03 - 08.12	CAM; W-P	MTR-CODE: AZV;BKD; FROM: 02.07	KT 1512
				W-P	UNTIL: 01.07; MTR-CODE: AZV;BKD	KT 1403
				CAM	MTR-CODE: CBAA/F	KT 1420 W1
				CAM; W-P	MTR-CODE: CBAA;CBAB	KT 1420 W2
				W-P	UNTIL: 01.07; MTR-CODE: AZV;BKD	KT 1403 W1
				W-P; CAM	MTR-CODE: AZV; FROM: 01.07	KT 1512 W1

2.0 TDI quattro

1968 ccm	100 kW	AZV	05.03 - 06.08	CAM; W-P	MTR-CODE: CBAA;CBAB	ZRK 1572
				W-P	MTR-CODE: AZV;BKD	ZRK 1468
				CAM; W-P	MTR-CODE: AZV;BKD; FROM: 02.07	KT 1512
				W-P	UNTIL: 01.07; MTR-CODE: AZV;BKD	KT 1403
				W-P	UNTIL: 01.07; MTR-CODE: AZV;BKD	KT 1403 W1
				W-P; CAM	FROM: 01.07	KT 1512 W1

2.0 TDI

1968 ccm	103 kW	BMM	06.05 - 06.08	ALT	- AC	6 PK 950
				ALT	+ AC	6 PK 1055
				W-P; CAM		ZRK 1338
				W-P; CAM		KT 1237
				W-P; CAM		KT 1237 W3

2.0 TDI quattro

1968 ccm	103 kW	BMM	01.06 - 06.08	ALT	FROM: 06.07; - AC	6 PK 950
				ALT	FROM: 06.07; + AC	6 PK 1055
				W-P; CAM		ZRK 1338
				W-P; CAM		KT 1237
				W-P; CAM		KT 1237 W3

2.0 TDI 16V

1968 ccm	103 kW	BKD;CBAB;CFFB;CLJA	05.03 - 08.12	AC-C	MTR-CODE: CBAB;CFFB	6 EPK 842
				ALT	MTR-CODE: BKD; - AC	6 PK 950
				ALT	MTR-CODE: BKD; + AC	6 PK 1055
				ALT	MTR-CODE: CBAB;CFFB	6 PK 1070
				CAM	MTR-CODE: CBAA;CBAB;CFFA;CFFB	ZRK 1544
				CAM; W-P	MTR-CODE: CFFA;CFFB;CLJA	ZRK 1572
				W-P	MTR-CODE: AZV;BKD	ZRK 1468
				CAM	MTR-CODE: CBAA;CBAB;CFFA;CFFB	KT 1420
				CAM	UNTIL: 01.07; MTR-CODE: AZV;BKD	KT 1403
				CAM; W-P	MTR-CODE: AZV;BKD; FROM: 02.07	KT 1512
				CAM	MTR-CODE: CBAB/F	KT 1420 W1
				CAM	UNTIL: 01.07; MTR-CODE: AZV;BKD	KT 1403 W1
				CAM; W-P	MTR-CODE: CBAA;CBAB	KT 1420 W2
				W-P; CAM	MTR-CODE: BKD; FROM: 01.07	KT 1512 W1

2.0 TDI 16V quattro

1968 ccm	103 kW	BKD;CBAB;CFFB	08.04 - 08.12	AC-C	MTR-CODE: CBAB;CFFB	6 EPK 842
				ALT	MTR-CODE: BKD; - AC	6 PK 950
				ALT	MTR-CODE: BKD; + AC	6 PK 1055
				ALT	MTR-CODE: CBAB;CFFB	6 PK 1070
				CAM	MTR-CODE: CBAA;CBAB;CFFA;CFFB	ZRK 1544
				CAM; W-P	MTR-CODE: CFFA;CFFB	ZRK 1572
				W-P	MTR-CODE: AZV;BKD	ZRK 1468
				CAM	MTR-CODE: CBAA;CBAB;CFFA;CFFB	KT 1420
				CAM; W-P	MTR-CODE: AZV;BKD; FROM: 02.07	KT 1512
				W-P	UNTIL: 01.07; MTR-CODE: AZV;BKD	KT 1403
				CAM	MTR-CODE: CBAB/F	KT 1420 W1
				CAM; W-P	MTR-CODE: CBAA;CBAB	KT 1420 W2
				W-P	UNTIL: 01.07; MTR-CODE: AZV;BKD	KT 1403 W1
				W-P; CAM	MTR-CODE: BKD; FROM: 01.07	KT 1512 W1

2.0 TDI

1968 ccm	120 kW	BUY	06.06 - 06.08	ALT	- AC	6 PK 955
				ALT	+ AC	6 PK 1055
				CAM		ZRK 1468
				CAM	MTR-CODE: BUY	KT 1512
				W-P; CAM		KT 1512 W1

2.0 TDI

1968 ccm	125 kW	BMN;CBBB;CFGB	03.06 - 08.12	AC-C	MTR-CODE: CBBB;CFGB	6 EPK 842
				ALT	MTR-CODE: BMN; - AC	6 PK 950
				ALT	MTR-CODE: BMN; + AC	6 PK 1055
				ALT	MTR-CODE: CBBB;CFGB	6 PK 1070



AUDI

A3 (8P1)

2.0 TDI						
1968 ccm	125 kW	BMN;CBBB;CFGB	03.06 - 08.12	CAM; W-P	MTR-CODE: CFGB	ZRK 1572
				W-P	MTR-CODE: CBBB;CFGB	ZRK 1544
				W-P; CAM	MTR-CODE: BMN	ZRK 1468
				CAM; W-P	MTR-CODE: BMN	KT 1512
				W-P	MTR-CODE: CBBB;CFGB	KT 1420
				CAM	MTR-CODE: CBBB/F	KT 1420 W1
				W-P; CAM	MTR-CODE: BMN	KT 1512 W1

2.0 TDI quattro

1968 ccm	125 kW	BMN;CBBB;CFGB	03.06 - 08.12	AC-C	MTR-CODE: CBBB;CFGB	6 EPK 842
				ALT	MTR-CODE: BMN; - AC	6 PK 950
				ALT	MTR-CODE: BMN; + AC	6 PK 1055
				ALT	MTR-CODE: CBBB;CFGB	6 PK 1070
				CAM; W-P	MTR-CODE: CBBB	ZRK 1572
				W-P	MTR-CODE: CBBB;CFGB	ZRK 1544
				W-P; CAM	MTR-CODE: BMN	ZRK 1468
				CAM; W-P	MTR-CODE: BMN	KT 1512
				W-P	MTR-CODE: CBBB;CFGB	KT 1420
				CAM	MTR-CODE: CBBB/F	KT 1420 W1
				W-P; CAM	MTR-CODE: BMN	KT 1512 W1

A3 Sportback (8PA)

1.4 TFSI						
1390 ccm	92 kW	CAXC;CMSA	09.07 -	ALT	- AC	6 PK 1090
				ALT	+ AC	6 PK 1735

1.6						
1595 ccm	75 kW	BGU;BSE;BSF;CCSA;CMXA	09.04 -	ALT	- AC	6 PK 900
				ALT	+ AC	6 PK 1045
				CAM		ZRK 1216
				CAM		KT 1133

1.6 FSI						
1598 ccm	85 kW	BLF;BLP	09.04 -	ALT	- AC	6 PK 1090
				ALT	MTR-CODE: BAG; + AC	6 PK 1740
				ALT	MTR-CODE: BLF;BLP; + AC	6 PK 1735

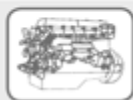
1.8 TFSI						
1798 ccm	118 kW	BYT;BZB;CDAA	11.06 -	ALT		6 PK 1115
				W-P		ZRK 1585

1.8 TFSI quattro						
1798 ccm	118 kW	CDAA	07.08 -	ALT		6 PK 1115
				W-P		ZRK 1585

2.0 FSI						
1984 ccm	110 kW	BLR;BLX;BLY;BMB;BVY;BVZ	09.04 -	ALT	- AC	6 PK 900
				ALT	+ AC	6 PK 1045
				CAM	MTR-CODE: AXW;BMB	ZRK 1313
				CAM	MTR-CODE: BLR;BLX;BLY;BVY;BVZ	ZRK 1443
				CAM	MTR-CODE: AXW;BMB	KT 1375
				CAM	MTR-CODE: BLR;BLX;BLY;BVY;BVZ	KT 1432
				W-P; CAM	MTR-CODE: BMB	KT 1375 W1
				W-P; CAM	MTR-CODE: BVY;BVZ;BLY;BLX;BLR	KT 1516 W1

2.0 TFSI						
1984 ccm	147 kW	AXX;BPY;BWA;CAWB;CBFA;CCZA	09.04 -	ALT	MTR-CODE: AXX;BWA; - AC	6 PK 955
				ALT	MTR-CODE: AXX;BWA; + AC	6 PK 1055
				ALT	MTR-CODE: CAWB;CBFA;CCZA	6 PK 1115
				CAM	MTR-CODE: AXX;BPY;BWA	ZRK 1443
				W-P	MTR-CODE: CAWB;CCZA;CBFA	ZRK 1585
				CAM	MTR-CODE: AXX;BPY;BWA	KT 1432
				W-P; CAM	MTR-CODE: BWA;BPY;AXX	KT 1432 W1

2.0 TFSI quattro						
1984 ccm	147 kW	AXX;BWA;CCZA	09.04 -	ALT	MTR-CODE: AXX;BWA; - AC	6 PK 955
				ALT	MTR-CODE: AXX;BWA; + AC	6 PK 1055
				ALT	MTR-CODE: CCZA	6 PK 1115
				CAM	MTR-CODE: AXX;BPY;BWA	ZRK 1443
				W-P	MTR-CODE: CAWB;CCZA;CBFA	ZRK 1585
				CAM	MTR-CODE: AXX;BPY;BWA	KT 1432
				W-P; CAM	MTR-CODE: AXX;BWA	KT 1432 W1



AUDI

A3 Sportback (8PA)

S3 quattro

1984 ccm	188 kW	CDLC	07.08 -	ALT		6 PK 1055
				CAM		ZRK 1443

S3 quattro

1984 ccm	195 kW	BHZ;CDLA	06.08 -	ALT		6 PK 1055
				CAM		ZRK 1443

3.2 V6 quattro

3189 ccm	184 kW	BMJ;BUB	09.04 -	ALT	- AC	6 PK 1240
				ALT	FROM CHA-NO.: 8P-7-103001	6 PK 1610
				ALT	UNTIL CHA-NO.: 8P-7-103000; + AC	6 PK 1625

1.6 TDI

1598 ccm	66 kW	CAYB	05.09 -	ALT	- AC	6 EPK 842
				CAM	MTR-CODE: CAYB;CAYC	ZRK 1572

1.6 TDI

1598 ccm	77 kW	CAYC	05.09 -	ALT	- AC	6 EPK 842
				CAM	MTR-CODE: CAYB;CAYC	ZRK 1572

1.9 TDI

1896 ccm	77 kW	BKC;BLS;BXE	09.04 -	ALT	- AC	6 PK 950
				ALT	+ AC	6 PK 1055
				W-P; CAM		ZRK 1338
				W-P; CAM		KT 1237
				W-P; CAM		KT 1237 W2

2.0 TDI

1968 ccm	100 kW	AZV;CBAA;CFFA	09.04 -	AC-C	MTR-CODE: CBAA	6 EPK 842
				ALT	MTR-CODE: AZV; - AC	6 PK 950
				ALT	MTR-CODE: AZV; + AC	6 PK 1055
				ALT	MTR-CODE: CBAA	6 PK 1070
				CAM	MTR-CODE: CBAA;CBAB;CFFA;CFFB	ZRK 1544
				W-P	MTR-CODE: AZV;BKD	ZRK 1468
				CAM	MTR-CODE: CBAA;CBAB;CFFA;CFFB	KT 1420
				W-P	UNTIL: 01.07; MTR-CODE: AZV;BKD	KT 1403
				W-P	UNTIL: 01.07; MTR-CODE: AZV;BKD	KT 1403 W1

2.0 TDI

1968 ccm	103 kW	BMM	06.05 -	ALT	- AC	6 PK 950
				ALT	+ AC	6 PK 1055
				W-P; CAM		ZRK 1338
				W-P; CAM		KT 1237
				W-P; CAM		KT 1237 W3

2.0 TDI quattro

1968 ccm	103 kW	BMM	01.06 -	ALT	FROM: 06.07; - AC	6 PK 950
				ALT	FROM: 06.07; + AC	6 PK 1055
				W-P; CAM		ZRK 1338
				W-P; CAM		KT 1237
				W-P; CAM		KT 1237 W3

2.0 TDI 16V

1968 ccm	103 kW	BKD;CBAB;CFFB;CLJA	09.04 -	AC-C	MTR-CODE: CBAB;CFFB	6 EPK 842
				ALT	MTR-CODE: BKD; - AC	6 PK 950
				ALT	MTR-CODE: BKD; + AC	6 PK 1055
				ALT	MTR-CODE: CBAB;CFFB	6 PK 1070
				CAM	MTR-CODE: CBAA;CBAB;CFFA;CFFB	ZRK 1544
				CAM; W-P	MTR-CODE: CFFA;CFFB;CLJA	ZRK 1572
				W-P	MTR-CODE: AZV;BKD	ZRK 1468
				CAM	MTR-CODE: CBAA;CBAB;CFFA;CFFB	KT 1420
				CAM; W-P	MTR-CODE: AZV;BKD; FROM: 02.07	KT 1512
				W-P	UNTIL: 01.07; MTR-CODE: AZV;BKD	KT 1403
				CAM	MTR-CODE: CBAB/F	KT 1420 W1
				CAM; W-P	MTR-CODE: CBAA;CBAB	KT 1420 W2
				W-P	UNTIL: 01.07; MTR-CODE: AZV;BKD	KT 1403 W1
				W-P; CAM	MTR-CODE: BKD; FROM: 01.07	KT 1512 W1

2.0 TDI 16V quattro

1968 ccm	103 kW	BKD;CBAB;CFFB	11.05 -	AC-C	MTR-CODE: CBAB;CFFB	6 EPK 842
				ALT	MTR-CODE: BKD; - AC	6 PK 950
				ALT	MTR-CODE: BKD; + AC	6 PK 1055
				ALT	MTR-CODE: CBAB;CFFB	6 PK 1070
				CAM; W-P	MTR-CODE: CFFA;CFFB	ZRK 1572
				W-P	MTR-CODE: AZV;BKD	ZRK 1468
				W-P; CAM	MTR-CODE: CBAA;CBAB;CFFA;CFFB	ZRK 1544



AUDI

A3 Sportback (8PA)

2.0 TDI 16V quattro

1968 ccm	103 kW	BKD;CBAB;CFFB	11.05 -	CAM; W-P	MTR-CODE: AZV;BKD; FROM: 02.07	KT 1512
				W-P	UNTIL: 01.07; MTR-CODE: AZV;BKD	KT 1403
				W-P; CAM	MTR-CODE: CBAA;CBAB;CFFA;CFFB	KT 1420
				CAM	MTR-CODE: CBAB/F	KT 1420 W1
				CAM; W-P	MTR-CODE: CBAA;CBAB	KT 1420 W2
				W-P	UNTIL: 01.07; MTR-CODE: AZV;BKD	KT 1403 W1
				W-P; CAM	MTR-CODE: BKD; FROM: 01.07	KT 1512 W1

2.0 TDI

1968 ccm	120 kW	BUY	06.06 -	ALT	- AC	6 PK 955
				ALT	+ AC	6 PK 1055
				CAM		ZRK 1468
				CAM	MTR-CODE: BUY	KT 1512
				W-P; CAM		KT 1512 W1

2.0 TDI

1968 ccm	125 kW	BMN;CBBB;CFGB	03.06 -	AC-C	MTR-CODE: CBBB;CFGB	6 EPK 842
				ALT	MTR-CODE: BMN; - AC	6 PK 950
				ALT	MTR-CODE: BMN; + AC	6 PK 1055
				ALT	MTR-CODE: CBBB;CFGB	6 PK 1070
				CAM; W-P	MTR-CODE: CFGB	ZRK 1572
				W-P	MTR-CODE: CBBB;CFGB	ZRK 1544
				W-P; CAM	MTR-CODE: BMN	ZRK 1468
				CAM; W-P	MTR-CODE: BMN	KT 1512
				W-P	MTR-CODE: CBBB;CFGB	KT 1420
				CAM	MTR-CODE: CBBB/F	KT 1420 W1
				W-P; CAM	MTR-CODE: BMN	KT 1512 W1

2.0 TDI quattro

1968 ccm	125 kW	BMN;CBBB;CFGB	03.06 -	AC-C	MTR-CODE: CBBB;CFGB	6 EPK 842
				ALT	MTR-CODE: BMN; - AC	6 PK 950
				ALT	MTR-CODE: BMN; + AC	6 PK 1055
				ALT	MTR-CODE: CBBB;CFGB	6 PK 1070
				CAM; W-P	MTR-CODE: CFGB	ZRK 1572
				W-P	MTR-CODE: CBBB;CFGB	ZRK 1544
				W-P; CAM	MTR-CODE: BMN	ZRK 1468
				CAM; W-P	MTR-CODE: BMN	KT 1512
				W-P	MTR-CODE: CBBB;CFGB	KT 1420
				CAM	MTR-CODE: CBBB/F	KT 1420 W1
				W-P; CAM	MTR-CODE: BMN	KT 1512 W1

A3 Cabriolet (8P7)

1.2 TFSI

1197 ccm	77 kW	CBZB	03.10 -	ALT	- AC	6 PK 1432
				ALT	+ AC	6 PK 1690

1.6

1595 ccm	75 kW	BSE	09.08 -	ALT	- AC	6 PK 900
				ALT	+ AC	6 PK 1045
				CAM		ZRK 1216
				CAM		KT 1133

1.8 TFSI

1798 ccm	118 kW	BZB;CDAA	04.08 -	ALT		6 PK 1115
				W-P		ZRK 1585

2.0 TFSI

1984 ccm	147 kW	CAWB;CCZA	04.08 -	ALT		6 PK 1115
				W-P		ZRK 1585

1.6 TDI

1598 ccm	77 kW	CAYC	05.09 -	ALT	- AC	6 EPK 842
				CAM	MTR-CODE: CAYC	ZRK 1572

1.9 TDI

1896 ccm	77 kW	BLS	04.08 -	ALT	- AC	6 PK 950
				ALT	+ AC	6 PK 1055
				CAM		ZRK 1338
				CAM		KT 1237
				CAM		KT 1237 W2

2.0 TDI

1968 ccm	100 kW	CBAA;CFFA	04.08 -	ALT	- AC	6 EPK 842
				ALT	+ AC	6 PK 1070
				CAM	MTR-CODE: CBAA;CBAB	ZRK 1544



AUDI

A3 Cabriolet (8P7)

2.0 TDI

1968 ccm	100 kW	CBAA;CFFA	04.08 -	CAM	MTR-CODE: CFFA;CFFB	ZRK 1572
				CAM	MTR-CODE: CBAA;CBAB	KT 1420
				CAM	MTR-CODE: CBAA/F	KT 1420 W1
				CAM; W-P	MTR-CODE: CBAA;CBAB	KT 1420 W2

2.0 TDI

1968 ccm	103 kW	CBAB;CFFB	04.08 -	ALT	- AC	6 EPK 842
				ALT	+ AC	6 PK 1070
				CAM	MTR-CODE: CBAA;CBAB	ZRK 1544
				CAM	MTR-CODE: CFFA;CFFB	ZRK 1572
				CAM	MTR-CODE: CBAA;CBAB	KT 1420
				CAM	MTR-CODE: CBAB/F	KT 1420 W1
				CAM; W-P	MTR-CODE: CBAA;CBAB	KT 1420 W2

A4 (8D2, B5)

1.6

1595 ccm	74 kW	ADP;AHL;ANA;ARM	11.94 - 10.00	W-P		AVX 11 x 528
				AC-C		4 PK 855
				ALT		5 PK 1300
				CAM	MTR-CODE: ADP	ZRK 1237
				CAM	MTR-CODE: AHL;ANA;ARM	ZRK 1216
				CAM	MTR-CODE: ADP	KT 1135
				CAM	MTR-CODE: AHL;ANA;ARM	KT 1133
				W-P; CAM	MTR-CODE: AHL, ANA, ARM	KT 1133 W2

1.6

1595 ccm	75 kW	ALZ	07.00 - 11.00	AC-C		4 PK 855
				ALT		5 PK 1300
				CAM		ZRK 1216
				CAM		KT 1133

1.8

1781 ccm	85 kW	AFY	04.95 - 11.00	AC-C		4 PK 855
				ALT		5 PK 1300
				CAM		ZRK 1224
				CAM		KT 1205
				CAM		KT 1357
				CAM	FROM CHA-NO.: 8D-T-155010	KT 1206

1.8 quattro

1781 ccm	85 kW	AFY	07.95 - 11.00	AC-C		4 PK 855
				ALT		5 PK 1300
				CAM		ZRK 1224
				CAM		KT 1205
				CAM		KT 1357
				CAM	FROM CHA-NO.: 8D-T-155010	KT 1206

1.8

1781 ccm	92 kW	ADR;APT;ARG;AVV	01.95 - 11.00	W-P		AVX 11 x 528
				AC-C		4 PK 855
				ALT		5 PK 1300
				CAM	FOR: HYDRO	ZRK 1224
				CAM	FOR: THERMO	ZRK 1223
				CAM	FROM CHA-NO.: 8D-T-155010; MTR-CODE: ADR	KT 1205
				CAM	FROM CHA-NO.: 8D-T-155010; MTR-CODE: ADR	KT 1206
				CAM	FROM CHA-NO.: 8D-T-155010; MTR-CODE: ADR	KT 1357
				CAM	MTR-CODE: APT;ARG;AVV	KT 1205
				CAM	MTR-CODE: APT;ARG;AVV	KT 1206
				CAM	MTR-CODE: APT;ARG;AVV	KT 1357
				CAM	UNTIL CHA-NO.: 8D-T-155009; MTR-CODE: ADR	KT 1356

1.8 quattro

1781 ccm	92 kW	ADR;APT;ARG	01.95 - 11.00	W-P		AVX 11 x 528
				AC-C		4 PK 855
				ALT		5 PK 1300
				CAM	FOR: THERMO	ZRK 1223
				TENS-PUL	FOR: HYDRO	ZRK 1224
				CAM	FROM CHA-NO.: 8D-T-155010; MTR-CODE: ADR	KT 1205
				CAM	FROM CHA-NO.: 8D-T-155010; MTR-CODE: ADR	KT 1206
				CAM	FROM CHA-NO.: 8D-T-155010; MTR-CODE: ADR	KT 1357
				CAM	MTR-CODE: APT;ARG;AVV	KT 1205
				CAM	MTR-CODE: APT;ARG;AVV	KT 1206



AUDI

A4 (8D2, B5)

1.8 quattro

1781 ccm	92 kW	ADR;APT;ARG	01.95 - 11.00	CAM	MTR-CODE: APT;ARG;AVV	KT 1357
				CAM	UNTIL CHA-NO.: 8D-T-155009; MTR-CODE: ADR	KT 1356

1.8

1781 ccm	95 kW		01.95 - 11.00	W-P		AVX 11 x 528
				AC-C	FROM: 11.95	4 PK 855
				ALT	FROM: 11.95	5 PK 1300
				CAM	FOR: THERMO	ZRK 1223
				TENS-PUL	FOR: HYDRO	ZRK 1224

1.8 T

1781 ccm	110 kW	AEB;ANB;APU;ARK;AWT	01.95 - 11.00	W-P		AVX 11 x 528
				AC-C	FROM: 10.95	4 PK 855
				ALT	FROM: 10.95	5 PK 1300
				CAM	MTR-CODE: AEB;ANB;APU;ARK; FOR: HYDRO	ZRK 1224
				CAM	MTR-CODE: AEB;ANB;APU;ARK; FOR: THERMO	ZRK 1223
				CAM	MTR-CODE: AWT	ZRK 1220
				CAM	FROM CHA-NO.: 8D-1-042385; MTR-CODE: AWT	KT 1232
				CAM	FROM CHA-NO.: 8D-1-042385; MTR-CODE: AWT	KT 1233
				CAM	FROM CHA-NO.: 8D-T-155010; MTR-CODE: AEB	KT 1205
				CAM	FROM CHA-NO.: 8D-T-155010; MTR-CODE: AEB	KT 1206
				CAM	FROM CHA-NO.: 8D-T-155010; MTR-CODE: AEB	KT 1357
				CAM	FROM MTR-NO: 020001; MTR-CODE: ANB;APU	KT 1206
				CAM	MTR-CODE: ANB;APU;ARK	KT 1205
				CAM	MTR-CODE: ANB;APU;ARK	KT 1357
				CAM	MTR-CODE: ARK	KT 1206
				CAM	UNTIL CHA-NO.: 8D-1-042384; MTR-CODE: AWT	KT 1230
				CAM	UNTIL CHA-NO.: 8D-1-042384; MTR-CODE: AWT	KT 1231
				CAM	UNTIL CHA-NO.: 8D-T-155009; MTR-CODE: AEB	KT 1356
				W-P; CAM	MTR-CODE: AWT; FROM CHA-NO.: 8D-1-042385; OPT	KT 1232 W1
				W-P; CAM	MTR-CODE: AWT; FROM CHA-NO.: 8D-1-042385; OPT	KT 1233 W1
				W-P; CAM	MTR-CODE: AWT; UNTIL CHA-NO.: 8D-1-042 384; OPT	KT 1231 W1

1.8 T quattro

1781 ccm	110 kW	AEB;ANB;APU;ARK;AWT	01.95 - 11.00	W-P		AVX 11 x 528
				AC-C		4 PK 855
				ALT		5 PK 1300
				CAM	MTR-CODE: AEB;ANB;APU;ARK; FOR: THERMO	ZRK 1223
				CAM	MTR-CODE: AWT	ZRK 1220
				TENS-PUL	MTR-CODE: AEB;ANB;APU;ARK; FOR: HYDRO	ZRK 1224
				CAM	FROM CHA-NO.: 8D-1-042385; MTR-CODE: AWT	KT 1232
				CAM	FROM CHA-NO.: 8D-1-042385; MTR-CODE: AWT	KT 1233
				CAM	FROM CHA-NO.: 8D-T-155010; MTR-CODE: AEB	KT 1205
				CAM	FROM CHA-NO.: 8D-T-155010; MTR-CODE: AEB	KT 1206
				CAM	FROM CHA-NO.: 8D-T-155010; MTR-CODE: AEB	KT 1357
				CAM	FROM MTR-NO: 020001; MTR-CODE: ANB;APU	KT 1206
				CAM	MTR-CODE: ANB;APU;ARK	KT 1205
				CAM	MTR-CODE: ANB;APU;ARK	KT 1357
				CAM	MTR-CODE: ARK	KT 1206
				CAM	UNTIL CHA-NO.: 8D-1-042384; MTR-CODE: AWT	KT 1230
				CAM	UNTIL CHA-NO.: 8D-1-042384; MTR-CODE: AWT	KT 1231
				CAM	UNTIL CHA-NO.: 8D-T-155009; MTR-CODE: AEB	KT 1356
				W-P; CAM	FROM CHA-NO.: 8D-1-042384; MTR-CODE: AWT; OPT	KT 1231 W1
				W-P; CAM	MTR-CODE: AWT; FROM CHA-NO.: 8D-1-042385; OPT	KT 1233 W1

1.8 T

1781 ccm	132 kW	AJL	12.97 - 11.00	W-P; PS	FROM: 12.97	AVX 11 x 528
				AC-C		4 PK 855
				ALT		5 PK 1300
				CAM		ZRK 1224
				CAM		KT 1205
				CAM		KT 1357
				CAM	FROM MTR-NO: 010001	KT 1206

1.8


1781 ccm	125 kW	AMB	05.00 - 09.00	CAM		ZRK 1220
				CAM		KT 1232



AUDI

A4 (8D2, B5)

1.8							
1781 ccm	125 kW	AMB	05.00 - 09.00	CAM			KT 1233
1.8 T quattro							
1781 ccm	132 kW	AJL	12.97 - 11.00	W-P; PS	FROM: 12.97		AVX 11 x 528
				AC-C			4 PK 855
				ALT			5 PK 1300
				CAM			ZRK 1224
				CAM			KT 1205
				CAM			KT 1357
				CAM	FROM MTR-NO: 010001		KT 1206
2.4							
2393 ccm	110 kW	AFM	07.95 - 07.97	ALT	- AC		6 PK 1760
				ALT	FROM CHA-NO.: 8D-T-185642; + AC		6 PK 1880
				ALT	UNTIL CHA-NO.: 8D-T-185641; + AC		6 PK 1870
				CAM			ZRK 1229
				CAM			KT 1303
				CAM			KT 1304
2.4							
2393 ccm	120 kW	AJG;AMM;APZ	08.97 - 11.00	ALT	- AC		6 PK 1760
				ALT	+ AC		6 PK 1880
				CAM			ZRK 1229
				CAM			KT 1303
				CAM			KT 1304
				CAM			KT 1304 W1
2.4 quattro							
2393 ccm	120 kW	APZ	08.97 - 11.00	ALT	- AC		6 PK 1760
				ALT	+ AC		6 PK 1880
				CAM			ZRK 1229
				CAM			KT 1303
				CAM			KT 1304
				CAM			KT 1304 W1
2.4							
2393 ccm	121 kW	AGA;ALF;AML;APS;ARJ	03.97 - 11.00	ALT	FROM: 08.97; - AC		6 PK 1760
				ALT	FROM: 08.97; + AC		6 PK 1880
				CAM			ZRK 1229
				CAM			KT 1303
				CAM			KT 1304
				CAM			KT 1304 W1
2.4 quattro							
2393 ccm	121 kW	AGA;ALF;AML;APS;ARJ	03.97 - 11.00	ALT	FROM: 08.97; - AC		6 PK 1760
				ALT	FROM: 08.97; + AC		6 PK 1880
				CAM			ZRK 1229
				CAM			KT 1303
				CAM			KT 1304
				CAM			KT 1304 W1
2.6							
2598 ccm	110 kW	ABC	01.95 - 11.00	ALT	- AC		6 PK 1760
				ALT	FROM: 02.96; FROM CHA-NO.: 8D-T-185642; + AC		6 PK 1880
				ALT	UNTIL: 02.96; UNTIL CHA-NO.: 8D-T-185641; + AC		6 PK 1870
				CAM			ZRK 1279
				CAM			KT 1261
				CAM			KT 1261 W1
2.6							
2598 ccm	102 kW	ACZ	01.96 - 07.97	ALT	- AC		6 PK 1760
				ALT	FROM CHA-NO.: 8D-T-185642; + AC		6 PK 1880
				ALT	UNTIL CHA-NO.: 8D-T-185641; + AC		6 PK 1870
				CAM			ZRK 1279
				CAM			KT 1261
2.6 quattro							
2598 ccm	110 kW	ABC	01.95 - 11.00	ALT	- AC		6 PK 1760
				ALT	FROM CHA-NO.: 8D-T-080001; + AC		6 PK 1880
				ALT	UNTIL CHA-NO.: 8D-T-080000; + AC		6 PK 1870
				CAM			ZRK 1279
				CAM			KT 1261
				CAM			KT 1261 W1
S4 quattro							
2671 ccm	195 kW	AGB;AZB	09.97 - 09.01	ALT	- AC		6 PK 1740



AUDI

A4 (8D2, B5)

S4 quattro

2671 ccm	195 kW	AGB;AZB	09.97 - 09.01	ALT	FROM: 01.99; FROM CHA-NO.: 8D-X-200001; MTR-CODE: AGB; + AC	6 PK 1855
				ALT	FROM: 03.99; MTR-CODE: AZB; + AC	6 PK 1855
				ALT	UNTIL: 12.98; UNTIL CHA-NO.: 8D-X-199999; + AC	6 PK 1863
				CAM		ZRK 1229
				CAM		KT 1303
				CAM		KT 1304

2.7 Bi Turbo quattro

2671 ccm	187 kW	APB	08.98 - 12.98	CAM		ZRK 1229
				CAM		KT 1303
				CAM		KT 1304

2.8

2771 ccm	128 kW	AAH	09.95 - 07.97	ALT	- AC	6 PK 1760
				ALT	FROM CHA-NO.: 8D-T-185642; + AC	6 PK 1880
				ALT	UNTIL CHA-NO.: 8D-T-185641; + AC	6 PK 1870
				CAM		ZRK 1279
				CAM		KT 1261
				CAM		KT 1261 W1

2.8 quattro

2771 ccm	128 kW	AAH	01.95 - 07.97	ALT	- AC	6 PK 1760
				ALT	FROM CHA-NO.: 8D-T-185642; + AC	6 PK 1880
				ALT	UNTIL CHA-NO.: 8D-T-185641; + AC	6 PK 1870
				CAM		ZRK 1279
				CAM		KT 1261
				CAM		KT 1261 W1

2.8

2771 ccm	142 kW	ACK;AHA;ALG;AMX;APR;AQD	10.96 - 11.00	ALT	- AC	6 PK 1760
				ALT	+ AC	6 PK 1880
				CAM		ZRK 1229
				CAM	FROM CHA-NO.: 8D-V-205001; MTR-CODE: ACK	KT 1303
				CAM	FROM CHA-NO.: 8D-V-205001; MTR-CODE: ACK	KT 1304
				CAM	MTR-CODE: ALG;AMX;APR;AQD	KT 1303
				CAM	MTR-CODE: ALG;AMX;APR;AQD	KT 1304
				CAM	UNTIL CHA-NO.: 8D-V-205000	KT 1498
				CAM	MTR-CODE: ALG;AMX;APR;AQD;ACK; FROM CHA-NO.: 8D-V-205001	KT 1304 W1

2.8 quattro

2771 ccm	142 kW	ACK;AHA;ALG;AMX;APR;AQD	10.96 - 08.01	ALT	- AC	6 PK 1760
				ALT	+ AC	6 PK 1880
				CAM		ZRK 1229
				CAM	FROM CHA-NO.: 8D-V-205001; MTR-CODE: ACK	KT 1303
				CAM	FROM CHA-NO.: 8D-V-205001; MTR-CODE: ACK	KT 1304
				CAM	MTR-CODE: ALG;AMX;APR;AQD	KT 1303
				CAM	MTR-CODE: ALG;AMX;APR;AQD	KT 1304
				CAM	UNTIL CHA-NO.: 8D-V-205000	KT 1498
				CAM	MTR-CODE: ALG;AMX;APR;AQD;ACK; FROM CHA-NO.: 8D-V205001	KT 1304 W1

2.8 24V

2771 ccm	142 kW		10.96 - 07.99	ALT	- AC	6 PK 1760
				ALT	+ AC	6 PK 1880
				CAM		ZRK 1229
				CAM	FROM CHA-NO.: 8D-V-205001; MTR-CODE: ACK	KT 1303
				CAM	FROM CHA-NO.: 8D-V-205001; MTR-CODE: ACK	KT 1304
				CAM	MTR-CODE: ALG;AMX;APR;AQD	KT 1303
				CAM	MTR-CODE: ALG;AMX;APR;AQD	KT 1304

1.9 TDI

1896 ccm	55 kW	AFF	12.95 - 11.00	AC-C		4 PK 855
				ALT		5 PK 1590
				CAM		ZRK 1290
				CAM		KT 1358

1.9 TDI

1896 ccm	66 kW	1Z;AHH;AHU	01.95 - 11.00	AC-C		4 PK 855
				ALT		5 PK 1590
				CAM	MTR-CODE: 1Z;AHU	ZRK 1290
				CAM	MTR-CODE: AHH	ZRK 1304
				CAM	MTR-CODE: 1Z;AHU	KT 1358



AUDI

A4 (8D2, B5)

1.9 TDI

1896 ccm 66 kW 1Z;AHH;AHU 01.95 - 11.00 CAM MTR-CODE: AHH **KT 1308**

1.9 TDI

1896 ccm 81 kW AFN;AVG 10.95 - 11.00 AC-C **4 PK 855**
ALT **5 PK 1590**
CAM **ZRK 1290**
CAM **KT 1358**

1.9 TDI quattro

1896 ccm 81 kW AFN;AVG 09.96 - 11.00 AC-C **4 PK 855**
ALT **5 PK 1590**
CAM **ZRK 1290**
CAM **KT 1358**

1.9 TDI

1896 ccm 85 kW AJM 03.00 - 11.00 AC-C **4 PK 855**
ALT **5 PK 1435**
CAM **ZRK 1338**
CAM **KT 1236**
CAM **KT 1238**
W-P; CAM **KT 1236 W1**

1.9 TDI quattro

1896 ccm 85 kW AJM;ATJ 03.00 - 11.00 AC-C **4 PK 855**
ALT **5 PK 1435**
CAM **ZRK 1338**
CAM **KT 1236**
CAM **KT 1238**
W-P; CAM **KT 1236 W1**

2.5 TDI

2496 ccm 110 kW AFB;AKN 09.97 - 11.00 AC-C **4 PK 1237**
ALT **6 PK 2404**
CAM **ZRK 1336**
CAM **ZRK 1464**
INJ-P **ZRK 1331**
CAM **KT 1246**
CAM **KT 1441**
CAM **KT 1444**
CAM; INJ-P **KT 1460**
CAM MTR-CODE: AKN **KT 1441 W1**

2.5 TDI quattro

2496 ccm 110 kW AFB;AKN 09.97 - 11.00 AC-C **4 PK 1237**
ALT **6 PK 2404**
CAM **ZRK 1336**
CAM **ZRK 1464**
INJ-P **ZRK 1331**
CAM **KT 1246**
CAM **KT 1441**
CAM **KT 1444**
CAM; INJ-P **KT 1460**
CAM MTR-CODE: AKN **KT 1441 W1**

A4 Avant (8D5, B5)

1.6

1595 ccm 74 kW ADP;AHL;ANA;ARM 11.94 - 09.01 W-P **AVX 11 x 528**
AC-C **4 PK 855**
ALT **5 PK 1300**
CAM MTR-CODE: ADP **ZRK 1237**
CAM MTR-CODE: AHL;ANA;ARM **ZRK 1216**
CAM MTR-CODE: ADP **KT 1135**
CAM MTR-CODE: AHL;ANA;ARM **KT 1133**
W-P; CAM MTR-CODE: AHL, ANA, ARM **KT 1133 W2**

1.6

1595 ccm 75 kW ALZ 07.00 - 09.01 AC-C **4 PK 855**
ALT **5 PK 1300**
CAM **ZRK 1216**
CAM **KT 1133**

1.8

1781 ccm 85 kW AFY 07.95 - 09.01 AC-C **4 PK 855**
ALT **5 PK 1300**
FROM: 01.96
FROM: 01.96



AUDI

A4 Avant (8D5, B5)

1.8

1781 ccm	85 kW	AFY	07.95 - 09.01	CAM		ZRK 1224
				CAM		KT 1205
				CAM		KT 1357
				CAM	FROM CHA-NO.: 8D-T-155010	KT 1206

1.8 quattro

1781 ccm	85 kW	AFY	07.95 - 09.01	AC-C		4 PK 855
				ALT		5 PK 1300
				CAM		ZRK 1224
				CAM		KT 1205
				CAM		KT 1357
				CAM	FROM CHA-NO.: 8D-T-155010	KT 1206

1.8

1781 ccm	92 kW	ADR;APT;ARG;AVV	02.96 - 09.01	W-P		AVX 11 x 528
				AC-C		4 PK 855
				ALT		5 PK 1300
				CAM	FOR: HYDRO	ZRK 1224
				CAM	FOR: THERMO	ZRK 1223
				CAM	FROM CHA-NO.: 8D-T-155010; MTR-CODE: ADR	KT 1205
				CAM	FROM CHA-NO.: 8D-T-155010; MTR-CODE: ADR	KT 1206
				CAM	FROM CHA-NO.: 8D-T-155010; MTR-CODE: ADR	KT 1357
				CAM	MTR-CODE: APT;ARG;AVV	KT 1206
				CAM	MTR-CODE: APT;ARG;AVV	KT 1357
				CAM	MTR-CODE: APT;ARG;AVV; OPT	KT 1205
				CAM	UNTIL CHA-NO.: 8D-T-155009; MTR-CODE: ADR	KT 1356

1.8 quattro

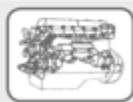
1781 ccm	92 kW	ADR;APT;ARG	01.96 - 09.01	W-P		AVX 11 x 528
				AC-C	FROM: 08.97	4 PK 855
				ALT	FROM: 08.97	5 PK 1300
				CAM	FOR: THERMO	ZRK 1223
				TENS-PUL	FOR: HYDRO	ZRK 1224
				CAM	FROM CHA-NO.: 8D-T-155010; MTR-CODE: ADR	KT 1205
				CAM	FROM CHA-NO.: 8D-T-155010; MTR-CODE: ADR	KT 1206
				CAM	FROM CHA-NO.: 8D-T-155010; MTR-CODE: ADR	KT 1357
				CAM	MTR-CODE: APT;ARG;AVV	KT 1206
				CAM	MTR-CODE: APT;ARG;AVV	KT 1357
				CAM	MTR-CODE: APT;ARG;AVV; OPT	KT 1205
				CAM	UNTIL CHA-NO.: 8D-T-155009; MTR-CODE: ADR	KT 1356

1.8 T

1781 ccm	110 kW	AEB;ANB;APU;ARK;AWT	03.96 - 09.01	W-P		AVX 11 x 528
				AC-C		4 PK 855
				ALT		5 PK 1300
				CAM	MTR-CODE: AEB;ANB;APU;ARK; FOR: THERMO	ZRK 1223
				CAM	MTR-CODE: AWT	ZRK 1220
				TENS-PUL	MTR-CODE: AEB;ANB;APU;ARK; FOR: HYDRO	ZRK 1224
				CAM	FROM CHA-NO.: 8D-1-042385; MTR-CODE: AWT	KT 1232
				CAM	FROM CHA-NO.: 8D-1-042385; MTR-CODE: AWT	KT 1233
				CAM	FROM CHA-NO.: 8D-T-155010; MTR-CODE: AEB	KT 1205
				CAM	FROM CHA-NO.: 8D-T-155010; MTR-CODE: AEB	KT 1206
				CAM	FROM CHA-NO.: 8D-T-155010; MTR-CODE: AEB	KT 1357
				CAM	FROM MTR-NO: 020001; MTR-CODE: ANB;APU	KT 1206
				CAM	MTR-CODE: ANB;APU;ARK	KT 1205
				CAM	MTR-CODE: ANB;APU;ARK	KT 1357
				CAM	MTR-CODE: ARK	KT 1206
				CAM	UNTIL CHA-NO.: 8D-1-042384; MTR-CODE: AWT	KT 1230
				CAM	UNTIL CHA-NO.: 8D-1-042384; MTR-CODE: AWT	KT 1231
				CAM	UNTIL CHA-NO.: 8D-T-155009; MTR-CODE: AEB	KT 1356
				W-P; CAM	MTR-CODE: AMK, AUL; OPT	KT 1231 W1
				W-P; CAM	MTR-CODE: APY; FROM CHA-NO.: 8L-Y-125 001	KT 1231 W1
				W-P; CAM	MTR-CODE: AWT; FROM CHA-NO.: 8D-1-042385; OPT	KT 1232 W1
				W-P; CAM	MTR-CODE: AWT; FROM CHA-NO.: 8D-1-042385; OPT	KT 1233 W1

1.8 T quattro

1781 ccm	110 kW	AEB;ANB;APU;ARK;AWT	01.96 - 09.01	W-P		AVX 11 x 528
				AC-C	FROM: 08.97	4 PK 855
				ALT	FROM: 08.97	5 PK 1300
				CAM	MTR-CODE: AEB;ANB;APU;ARK; FOR: THERMO	ZRK 1223



AUDI

A4 Avant (8D5, B5)

1.8 T quattro

1781 ccm	110 kW	AEB;ANB;APU;ARK;AWT	01.96 - 09.01	CAM	MTR-CODE: AWT	ZRK 1220
				TENS-PUL	MTR-CODE: AEB;ANB;APU;ARK; FOR: HYDRO	ZRK 1224
				CAM	FROM CHA-NO.: 8D-1-042385; MTR-CODE: AWT	KT 1232
				CAM	FROM CHA-NO.: 8D-1-042385; MTR-CODE: AWT	KT 1233
				CAM	FROM CHA-NO.: 8D-T-155010; MTR-CODE: AEB	KT 1205
				CAM	FROM CHA-NO.: 8D-T-155010; MTR-CODE: AEB	KT 1206
				CAM	FROM CHA-NO.: 8D-T-155010; MTR-CODE: AEB	KT 1357
				CAM	FROM MTR-NO: 020001; MTR-CODE: ANB;APU	KT 1206
				CAM	MTR-CODE: ANB;APU;ARK	KT 1205
				CAM	MTR-CODE: ANB;APU;ARK	KT 1357
				CAM	MTR-CODE: ARK	KT 1206
				CAM	UNTIL CHA-NO.: 8D-1-042384; MTR-CODE: AWT	KT 1230
				CAM	UNTIL CHA-NO.: 8D-1-042384; MTR-CODE: AWT	KT 1231
				CAM	UNTIL CHA-NO.: 8D-T-155009; MTR-CODE: AEB	KT 1356
				W-P; CAM	FROM CHA-NO.: 8D-1-042384; MTR-CODE: AWT; OPT	KT 1232 W1
				W-P; CAM	MTR-CODE: AWT; FROM CHA-NO.: 8D-1-042385; OPT	KT 1233 W1
				W-P; CAM	UNTIL CHA-NO.: 8D-1-042384	KT 1231 W1

1.8 T

1781 ccm	132 kW	AJL	12.97 - 09.01	W-P; PS	FROM: 12.97	AVX 11 x 528
				AC-C		4 PK 855
				ALT		5 PK 1300
				CAM		ZRK 1224
				CAM		KT 1205
				CAM		KT 1357
				CAM	FROM MTR-NO: 010001	KT 1206

1.8 T quattro

1781 ccm	132 kW	AJL	12.97 - 09.01	W-P; PS	FROM: 12.97	AVX 11 x 528
				AC-C		4 PK 855
				ALT		5 PK 1300
				CAM		ZRK 1224
				CAM		KT 1205
				CAM		KT 1357
				CAM	FROM MTR-NO: 010001	KT 1206

2.4

2393 ccm	110 kW	AFM	07.95 - 07.97	CAM		ZRK 1229
				CAM		KT 1303
				CAM		KT 1304

2.4

2393 ccm	120 kW	AJG;AMM;APZ	08.97 - 09.01	ALT	- AC	6 PK 1760
				ALT	+ AC	6 PK 1880
				CAM		ZRK 1229
				CAM		KT 1303
				CAM		KT 1304
				CAM		KT 1304 W1

2.4 quattro


2393 ccm	120 kW	APZ	08.97 - 09.01	ALT	- AC	6 PK 1760
				ALT	+ AC	6 PK 1880
				CAM		ZRK 1229
				CAM		KT 1303
				CAM		KT 1304
				CAM		KT 1304 W1

2.4

2393 ccm	121 kW	AGA;ALF;AML;APS;ARJ	03.97 - 09.01	ALT	- AC	6 PK 1760
				ALT	+ AC	6 PK 1880
				CAM		ZRK 1229
				CAM		KT 1303
				CAM		KT 1304
				CAM		KT 1304 W1

2.4 quattro

2393 ccm	121 kW	AGA;ALF;AML;APS;ARJ	03.97 - 09.01	ALT	FROM: 08.97; - AC	6 PK 1760
				ALT	FROM: 08.97; + AC	6 PK 1880
				CAM		ZRK 1229
				CAM		KT 1303
				CAM		KT 1304



AUDI

A4 Avant (8D5, B5)

2.4 quattro

2393 ccm	121 kW	AGA;ALF;AML;APS;ARJ	03.97 - 09.01	CAM		KT 1304 W1
----------	--------	---------------------	---------------	-----	--	------------

2.6

2598 ccm	110 kW	ABC	02.96 - 09.01	ALT	- AC	6 PK 1760
				ALT	FROM CHA-NO.: 8D-T-185642; + AC	6 PK 1880
				CAM		ZRK 1279
				CAM		KT 1261
				CAM		KT 1261 W1

2.6 quattro

2598 ccm	110 kW	ABC	01.96 - 09.01	ALT	- AC	6 PK 1760
				ALT	FROM CHA-NO.: 8D-T-080001; + AC	6 PK 1880
				ALT	UNTIL CHA-NO.: 8D-T-080000; + AC	6 PK 1870
				CAM		ZRK 1279
				CAM		KT 1261
				CAM		KT 1261 W1

S4 quattro

2671 ccm	195 kW	AGB;AZB	09.97 - 09.01	ALT	- AC	6 PK 1740
				ALT	FROM: 01.99; UNTIL: 09.00; FROM CHA-NO.: 8D-X-200001; + AC	6 PK 1855
				ALT	UNTIL: 12.98; UNTIL CHA-NO.: 8D-X-199999; + AC	6 PK 1863
				CAM		ZRK 1229
				CAM		KT 1303
				CAM		KT 1304
				CAM		KT 1304 W1

RS4 quattro

2671 ccm	280 kW	ASJ;AZR	05.00 - 09.01	ALT	- AC	6 PK 1740
				ALT	+ AC	6 PK 1855
				CAM		ZRK 1229
				CAM		KT 1303
				CAM		KT 1304

2.8

2771 ccm	128 kW	AAH	03.96 - 09.96	ALT	- AC	6 PK 1760
				ALT	FROM CHA-NO.: 8D-T-185642; + AC	6 PK 1880
				ALT	UNTIL CHA-NO.: 8D-T-185641; + AC	6 PK 1870
				CAM		ZRK 1279
				CAM		KT 1261
				CAM		KT 1261 W1

2.8 quattro

2771 ccm	128 kW	AAH	01.96 - 09.96	ALT	- AC	6 PK 1760
				ALT	FROM CHA-NO.: 8D-T-185642; + AC	6 PK 1880
				ALT	UNTIL CHA-NO.: 8D-T-185641; + AC	6 PK 1870
				CAM		ZRK 1279
				CAM		KT 1261
				CAM		KT 1261 W1

2.8

2771 ccm	140 kW	ATX	03.99 - 09.00	CAM		ZRK 1229
				CAM		KT 1303
				CAM		KT 1304

2.8 quattro

2771 ccm	140 kW	ATX	03.99 - 09.00	CAM		ZRK 1229
				CAM		KT 1303
				CAM		KT 1304

2.8

2771 ccm	142 kW	ACK;AHA;ALG;AMX;APR;AQD	10.96 - 09.01	ALT	- AC	6 PK 1760
				ALT	+ AC	6 PK 1880
				CAM		ZRK 1229
				CAM	FROM CHA-NO.: 8D-V-205001; MTR-CODE: ACK	KT 1303
				CAM	FROM CHA-NO.: 8D-V-205001; MTR-CODE: ACK	KT 1304
				CAM	MTR-CODE: ALG;AMX;APR;AQD	KT 1303
				CAM	MTR-CODE: ALG;AMX;APR;AQD	KT 1304
				CAM	UNTIL CHA-NO.: 8D-V-205000	KT 1498
				CAM	MTR-CODE: ALG;AMX;APR;AQD;ACK; FROM CHA-NO.: 8D-V-205001	KT 1304 W1

2.8 quattro

2771 ccm	142 kW	ACK;AHA;ALG;AMX;APR;AQD	10.96 - 09.01	ALT	- AC	6 PK 1760
				ALT	+ AC	6 PK 1880
				CAM		ZRK 1229



AUDI

A4 Avant (8D5, B5)

2.8 quattro

2771 ccm	142 kW	ACK;AHA;ALG;AMX;APR;AQD	10.96 - 09.01	CAM	FROM CHA-NO.: 8D-V-205001; MTR-CODE: ACK	KT 1303
				CAM	FROM CHA-NO.: 8D-V-205001; MTR-CODE: ACK	KT 1304
				CAM	MTR-CODE: ALG;AMX;APR;AQD	KT 1303
				CAM	MTR-CODE: ALG;AMX;APR;AQD	KT 1304
				CAM	UNTIL CHA-NO.: 8D-V-205000	KT 1498
				CAM	MTR-CODE: ALG;AMX;APR;AQD;ACK; FROM CHA-NO.: 8D-V-205001	KT 1304 W1

1.9 TDI

1896 ccm	55 kW	AFF	03.96 - 09.01	AC-C		4 PK 855
				ALT		5 PK 1590
				CAM		ZRK 1290
				CAM		KT 1358

1.9 TDI

1896 ccm	66 kW	1Z;AHH;AHU	02.96 - 09.01	AC-C		4 PK 855
				ALT		5 PK 1590
				CAM	MTR-CODE: 1Z;AHU	ZRK 1290
				CAM	MTR-CODE: AHH	ZRK 1304
				CAM	MTR-CODE: 1Z;AHU	KT 1358
				CAM	MTR-CODE: AHH	KT 1308

1.9 TDI

1896 ccm	81 kW	AFN;AVG	02.96 - 09.01	AC-C		4 PK 855
				ALT		5 PK 1590
				CAM		ZRK 1290
				CAM		KT 1358

1.9 TDI quattro

1896 ccm	81 kW	AFN;AVG	09.96 - 09.01	AC-C		4 PK 855
				ALT		5 PK 1590
				CAM		ZRK 1290
				CAM		KT 1358

1.9 TDI

1896 ccm	85 kW	AJM	03.00 - 09.01	AC-C		4 PK 855
				ALT		5 PK 1435
				CAM		ZRK 1338
				CAM		KT 1236
				CAM		KT 1238
				W-P; CAM		KT 1236 W1

1.9 TDI quattro


1896 ccm	85 kW	AJM;ATJ	03.00 - 09.01	AC-C		4 PK 855
				ALT		5 PK 1435
				CAM		ZRK 1338
				CAM		KT 1236
				CAM		KT 1238
				W-P; CAM		KT 1236 W1

2.5 TDI

2496 ccm	110 kW	AFB;AKN	09.97 - 09.01	AC-C		4 PK 1237
				ALT		6 PK 2404
				CAM		ZRK 1336
				CAM		ZRK 1464
				INJ-P		ZRK 1331
				CAM		KT 1246
				CAM		KT 1441
				CAM		KT 1444
				CAM; INJ-P		KT 1460
				CAM	MTR-CODE: AKN	KT 1441 W1

2.5 TDI quattro

2496 ccm	110 kW	AFB;AKN	09.97 - 09.01	AC-C		4 PK 1237
				ALT		6 PK 2404
				CAM		ZRK 1336
				CAM		ZRK 1464
				INJ-P		ZRK 1331
				CAM		KT 1246
				CAM		KT 1441
				CAM		KT 1444
				CAM; INJ-P		KT 1460
				CAM	MTR-CODE: AKN	KT 1441 W1



AUDI

A4 Avant (8D5, B5)

1.9 DUO

1896 ccm	66 kW	AHU	03.98 - 09.01	AC-C	FROM: 03.99	4 PK 855
				ALT	FROM: 03.99	5 PK 1590
				CAM	MTR-CODE: 1Z;AHU	ZRK 1290
				CAM	MTR-CODE: 1Z;AHU	KT 1358

A4 (8E2, B6)

1.6

1595 ccm	75 kW	ALZ	11.00 - 12.04	AC-C	UNTIL: 09.01; UNTIL CHA-NO.: 8D-1-200000	4 PK 855
				ALT	FROM: 01.04; FROM CHA-NO.: 8E-4-191001; + AC	6 PK 1570
				ALT	FROM: 10.01; FROM CHA-NO.: 8E-1-000001; - AC	6 PK 1078
				ALT	FROM: 10.01; UNTIL: 01.04; FROM CHA-NO.: 8E-1-1000001; UNTIL CHA-NO.: 8E-4-191000; + AC	6 PK 1590
				ALT	UNTIL: 09.01; UNTIL CHA-NO.: 8D-1-200000	5 PK 1300
				CAM		ZRK 1216
				CAM		KT 1133

1.8 T

1781 ccm	110 kW	AVJ	11.00 - 07.02	ALT	- AC	6 PK 1078
				ALT	FROM CHA-NO.: 8E-4-191001; + AC	6 PK 1570
				ALT	UNTIL CHA-NO.: 8E-4-191000; + AC	6 PK 1590
				CAM		ZRK 1220
				CAM		KT 1232
				CAM		KT 1233
				W-P; CAM	OPT	KT 1232 W1
				W-P; CAM	OPT	KT 1233 W1

1.8 T quattro

1781 ccm	110 kW	AVJ	11.00 - 07.02	ALT	- AC	6 PK 1078
				ALT	+ AC	6 PK 1590
				CAM		ZRK 1220
				CAM		KT 1232
				CAM		KT 1233
				W-P; CAM		KT 1233 W1
				W-P; CAM	OPT	KT 1232 W1
				W-P; CAM	OPT	KT 1233 W1

1.8 T

1781 ccm	120 kW	BFB	07.02 - 12.04	ALT	- AC	6 PK 1078
				ALT	FROM CHA-NO.: 8E-4-191001; + AC	6 PK 1570
				ALT	UNTIL CHA-NO.: 8E-4-191000; + AC	6 PK 1590
				CAM		ZRK 1220
				CAM		KT 1232
				CAM		KT 1233
				W-P; CAM	OPT	KT 1232 W1
				W-P; CAM	OPT	KT 1233 W1

1.8 T quattro

1781 ccm	120 kW	BFB	07.02 - 12.04	ALT	- AC	6 PK 1078
				ALT	FROM CHA-NO.: 8E-4-191001	6 PK 1570
				ALT	UNTIL CHA-NO.: 8E-4-191000	6 PK 1590
				CAM		ZRK 1220
				CAM		KT 1232
				CAM		KT 1233
				W-P; CAM	OPT	KT 1232 W1
				W-P; CAM	OPT	KT 1233 W1

1.8 T

1781 ccm	125 kW	AMB	07.01 - 12.04	CAM		ZRK 1220
				CAM		KT 1232
				CAM		KT 1233

1.8 T quattro

1781 ccm	125 kW	AMB	07.01 - 12.04	CAM		ZRK 1220
				CAM		KT 1232
				CAM		KT 1233

1.8 T

1781 ccm	140 kW	BEX	11.02 - 12.04	ALT	- AC	6 PK 1078
				ALT	FROM CHA-NO.: 8E-4-191001; + AC	6 PK 1570
				ALT	UNTIL CHA-NO.: 8E-4-191000; + AC	6 PK 1590
				CAM		ZRK 1220
				CAM		KT 1232
				CAM		KT 1233
				W-P; CAM	OPT	KT 1232 W1



AUDI

A4 (8E2, B6)

1.8 T

1781 ccm 140 kW BEX 11.02 - 12.04 W-P; CAM OPT KT 1233 W1

1.8 T quattro

1781 ccm 140 kW BEX 11.02 - 12.04 ALT - AC 6 PK 1078
 ALT FROM CHA-NO.: 8E-4-191001; + AC 6 PK 1570
 ALT UNTIL CHA-NO.: 8E-4-191000; + AC 6 PK 1590
 CAM ZRK 1220
 CAM KT 1232
 CAM KT 1233
 W-P; CAM OPT KT 1232 W1
 W-P; CAM OPT KT 1233 W1

2.0

1984 ccm 96 kW ALT 11.00 - 12.04 ALT - AC 6 PK 1078
 ALT FROM CHA-NO.: 8E-4-191001; + AC 6 PK 1570
 ALT UNTIL CHA-NO.: 8E-4-191000; + AC 6 PK 1590
 CAM ZRK 1220
 CAM KT 1232
 CAM KT 1233
 W-P; CAM KT 1233 W2

2.0 FSI

1984 ccm 110 kW AWA 07.02 - 12.04 ALT - AC 6 PK 1078
 ALT FROM CHA-NO.: 8E-4-191001; + AC 6 PK 1570
 ALT UNTIL CHA-NO.: 8E-4-191000; + AC 6 PK 1590
 CAM FROM CHA-NO.: 8E-5-000001 ZRK 1443
 CAM UNTIL CHA-NO.: 8E-4-400000 ZRK 1313
 CAM FROM CHA-NO.: 8E-3-390001; UNTIL CHA-NO.:
 8E-4-400000 KT 1375
 CAM FROM CHA-NO.: 8E-5-000001 KT 1432
 W-P; CAM FROM CHA-NO.: 8E-3-390001; UNTIL CHA-NO.:
 8E-4-400000 KT 1375 W1

2.4

2393 ccm 120 kW AMM 09.01 - 12.04 ALT 6 PK 1855
 CAM ZRK 1229
 CAM KT 1303
 CAM KT 1304
 CAM KT 1304 W1

2.4

2393 ccm 125 kW BDV 09.01 - 12.04 ALT 6 PK 1855
 CAM ZRK 1229
 CAM KT 1303
 CAM KT 1304
 CAM KT 1304 W1

3.0

2976 ccm 160 kW BBJ 04.01 - 12.04 ALT 6 PK 1880
 CAM ZRK 1433
 CAM KT 1429
 CAM KT 1439

3.0 quattro

2976 ccm 160 kW BBJ 04.01 - 12.04 ALT 6 PK 1880
 CAM ZRK 1433
 CAM KT 1429
 CAM KT 1439

3.0

2976 ccm 162 kW ASN;AVK 11.00 - 12.04 ALT 6 PK 1880
 CAM ZRK 1433
 CAM KT 1429
 CAM KT 1439

3.0 quattro

2976 ccm 162 kW ASN;AVK 11.00 - 12.04 ALT 6 PK 1880
 CAM ZRK 1433
 CAM KT 1429
 CAM KT 1439

S4 quattro

4163 ccm 253 kW BBK 03.03 - 12.04 ALT 5 PK 1110

1.9 TDI

1896 ccm 74 kW AVB 05.01 - 12.04 AC-C UNTIL: 05.03 4 PK 841
 ALT FROM: 06.03; - AC 6 PK 1125



AUDI

A4 (8E2, B6)

1.9 TDI						
1896 ccm	74 kW	AVB	05.01 - 12.04	ALT	FROM: 06.03; + AC	6 PK 1610
				ALT	UNTIL: 05.03	5 PK 1435
				W-P; CAM		ZRK 1338
				W-P; CAM	FROM CHA-NO.: 8E-2-297101	KT 1237
				W-P; CAM	UNTIL CHA-NO.: 8E-2-297100	KT 1236
				W-P; CAM	UNTIL CHA-NO.: 8E-2-297100	KT 1238
				CAM	UNTIL CHA-NO.: 2-297 100	KT 1238 W1
				W-P; CAM	FROM CHA-NO.: 8E-2-297101	KT 1237 W3
				W-P; CAM	UNTIL CHA-NO.: 8E-2-297100	KT 1236 W1
1.9 TDI						
1896 ccm	85 kW	BKE	06.04 - 12.04	ALT	- AC	6 PK 1125
				ALT	+ AC	6 PK 1610
				W-P; CAM		ZRK 1338
				W-P; CAM	FROM CHA-NO.: 8E-2-297101	KT 1237
				W-P; CAM	UNTIL CHA-NO.: 8E-2-297100	KT 1236
				W-P; CAM	UNTIL CHA-NO.: 8E-2-297100	KT 1238
1.9 TDI						
1896 ccm	96 kW	AVF;AWX	11.00 - 12.04	AC-C	UNTIL: 05.03	4 PK 841
				ALT	FROM: 06.03; - AC	6 PK 1125
				ALT	FROM: 06.03; + AC	6 PK 1610
				ALT	UNTIL: 05.03	5 PK 1435
				W-P; CAM		ZRK 1338
				W-P; CAM	FROM CHA-NO.: 8E-2-297101	KT 1237
				W-P; CAM	UNTIL CHA-NO.: 8E-2-297100	KT 1236
				W-P; CAM	UNTIL CHA-NO.: 8E-2-297100	KT 1238
				CAM	UNTIL CHA-NO.: 2-297 100	KT 1238 W1
				W-P; CAM	FROM CHA-NO.: 8E-2-297101	KT 1237 W3
				W-P; CAM	UNTIL CHA-NO.: 8E-2-297100	KT 1236 W1
1.9 TDI quattro						
1896 ccm	96 kW	AVF	11.01 - 12.04	AC-C	UNTIL: 05.03	4 PK 841
				ALT	FROM: 06.03; - AC	6 PK 1125
				ALT	FROM: 06.03; + AC	6 PK 1610
				ALT	UNTIL: 05.03	5 PK 1435
				W-P; CAM		ZRK 1338
				W-P; CAM	FROM CHA-NO.: 8E-2-297101	KT 1237
				W-P; CAM	UNTIL CHA-NO.: 8E-2-297100	KT 1236
				W-P; CAM	UNTIL CHA-NO.: 8E-2-297100	KT 1238
				CAM	UNTIL CHA-NO.: 2-297 100	KT 1238 W1
				W-P; CAM	FROM CHA-NO.: 8E-2-297101	KT 1237 W3
				W-P; CAM	UNTIL CHA-NO.: 8E-2-297100	KT 1236 W1
2.5 TDI						
2496 ccm	114 kW	AYM	08.01 - 07.02	AC-C		4 PK 1218
				ALT		6 PK 2404
				CAM		ZRK 1464
				INJ-P		ZRK 1331
				CAM		KT 1246
				CAM		KT 1441
				CAM		KT 1444
				CAM; INJ-P		KT 1460
				INJ-P; CAM	MOD: 8E2	KT 1393
				CAM		KT 1441 W1
2.5 TDI						
2496 ccm	120 kW	BCZ;BDG;BFC	07.02 - 12.04	AC-C		4 PK 1218
				ALT		6 PK 2404
				CAM	MTR-CODE: BFC	ZRK 1464
				INJ-P		ZRK 1331
				CAM		KT 1246
				CAM		KT 1441
				CAM		KT 1444
				CAM; INJ-P		KT 1460
				INJ-P	MTR-CODE: BCZ;BDG;BFC; MOD: 8E2	KT 1393
				CAM		KT 1441 W1
2.5 TDI quattro						
2496 ccm	132 kW	AKE;BAU;BDH	11.00 - 12.04	AC-C		4 PK 1218
				ALT		6 PK 2404
				CAM		ZRK 1464



AUDI

A4 (8E2, B6)

2.5 TDI quattro

2496 ccm	132 kW	AKE;BAU;BDH	11.00 - 12.04	INJ-P		ZRK 1331
				CAM		KT 1246
				CAM		KT 1441
				CAM		KT 1444
				CAM; INJ-P		KT 1460
				INJ-P	MTR-CODE: AKE;BAU;BDH; MOD: 8E2	KT 1393
				CAM		KT 1441 W1

A4 Avant (8E5, B6)

1.6

1595 ccm	75 kW	ALZ	09.01 - 12.04	ALT	FROM CHA-NO.: 8E-1-000001; - AC	6 PK 1078
				ALT	FROM: 01.04; FROM CHA-NO.: 8E-4-191001; + AC	6 PK 1570
				ALT	UNTIL: 01.04; FROM CHA-NO.: 8E-1-1000001;	6 PK 1590
					UNTIL CHA-NO.: 8E-4-191000; + AC	
				CAM		ZRK 1216
				CAM		KT 1133

1.8 T

1781 ccm	110 kW	AVJ	09.01 - 07.02	ALT	- AC	6 PK 1078
				ALT	+ AC	6 PK 1590
				CAM		ZRK 1220
				CAM		KT 1232
				CAM		KT 1233
				W-P; CAM	OPT	KT 1232 W1
				W-P; CAM	OPT	KT 1233 W1

1.8 T quattro

1781 ccm	110 kW	AVJ	09.01 - 07.02	ALT	- AC	6 PK 1078
				ALT	+ AC	6 PK 1590
				CAM		ZRK 1220
				W-P; CAM	OPT	KT 1232 W1
				W-P; CAM	OPT	KT 1233 W1

1.8 T

1781 ccm	120 kW	BFB	07.02 - 12.04	ALT	- AC	6 PK 1078
				ALT	FROM CHA-NO.: 8E-4-191001; + AC	6 PK 1570
				ALT	UNTIL CHA-NO.: 8E-4-191000; + AC	6 PK 1590
				CAM		ZRK 1220
				CAM		KT 1232
				CAM		KT 1233
				W-P; CAM	OPT	KT 1232 W1
				W-P; CAM	OPT	KT 1233 W1

1.8 T quattro

1781 ccm	120 kW	BFB	07.02 - 12.04	ALT	- AC	6 PK 1078
				ALT	FROM CHA-NO.: 8E-4-191001	6 PK 1570
				ALT	UNTIL CHA-NO.: 8E-4-191000	6 PK 1590
				CAM		ZRK 1220
				CAM		KT 1232
				CAM		KT 1233
				W-P; CAM	OPT	KT 1232 W1
				W-P; CAM	OPT	KT 1233 W1

1.8 T quattro


1781 ccm	125 kW	AMB	09.01 - 12.04	CAM		ZRK 1220
				CAM		KT 1232
				CAM		KT 1233

1.8 T

1781 ccm	140 kW	BEX	11.02 - 12.04	ALT	- AC	6 PK 1078
				ALT	FROM CHA-NO.: 8E-4-191001; + AC	6 PK 1570
				ALT	UNTIL CHA-NO.: 8E-4-191000; + AC	6 PK 1590
				CAM		ZRK 1220
				CAM		KT 1232
				CAM		KT 1233
				W-P; CAM	OPT	KT 1232 W1
				W-P; CAM	OPT	KT 1233 W1

1.8 T quattro

1781 ccm	140 kW	BEX	11.02 - 12.04	ALT	- AC	6 PK 1078
				ALT	FROM CHA-NO.: 8E-4-191001; + AC	6 PK 1570
				ALT	UNTIL CHA-NO.: 8E-4-191000; + AC	6 PK 1590
				CAM		ZRK 1220
				CAM		KT 1232



AUDI

A4 Avant (8E5, B6)

1.8 T quattro

1781 ccm	140 kW	BEX	11.02 - 12.04	CAM		KT 1233
				W-P; CAM	OPT	KT 1232 W1
				W-P; CAM	OPT	KT 1233 W1

2.0

1984 ccm	96 kW	ALT	09.01 - 12.04	ALT	- AC	6 PK 1078
				ALT	FROM CHA-NO.: 8E-4-191001; + AC	6 PK 1570
				ALT	UNTIL CHA-NO.: 8E-4-191000; + AC	6 PK 1590
				CAM		ZRK 1220
				CAM		KT 1232
				CAM		KT 1233
				W-P; CAM		KT 1233 W2

2.0 FSI

1984 ccm	110 kW	AWA	07.02 - 12.04	ALT	- AC	6 PK 1078
				ALT	FROM CHA-NO.: 8E-4-191001; + AC	6 PK 1570
				ALT	UNTIL CHA-NO.: 8E-4-191000; + AC	6 PK 1590
				CAM	FROM CHA-NO.: 8E-5-000001	ZRK 1443
				CAM	UNTIL CHA-NO.: 8E-4-400000	ZRK 1313
				CAM	FROM CHA-NO.: 8E-3-390001; UNTIL CHA-NO.: 8E-4-400000	KT 1375
				CAM	FROM CHA-NO.: 8E-5-000001	KT 1432
				W-P; CAM	FROM CHA-NO.: 8E-3-390001; UNTIL CHA-NO.: 8E-4-400000	KT 1375 W1

2.4

2393 ccm	120 kW	AMM	09.01 - 12.04	ALT		6 PK 1855
				CAM		ZRK 1229
				CAM		KT 1303
				CAM		KT 1304
				CAM		KT 1304 W1

2.4

2393 ccm	125 kW	BDV	09.01 - 12.04	ALT		6 PK 1855
				CAM		ZRK 1229
				CAM		KT 1303
				CAM		KT 1304
				CAM		KT 1304 W1

3.0

2976 ccm	160 kW	BBJ	04.01 - 12.04	ALT		6 PK 1885
				CAM		ZRK 1433
				CAM		KT 1429
				CAM		KT 1439

3.0 quattro

2976 ccm	160 kW	BBJ	04.01 - 12.04	ALT		6 PK 1880
				CAM		ZRK 1433
				CAM		KT 1429
				CAM		KT 1439

3.0

2976 ccm	162 kW	ASN	09.01 - 12.04	ALT		6 PK 1880
				CAM		ZRK 1433
				CAM		KT 1429
				CAM		KT 1439

3.0 quattro

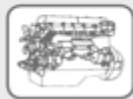
2976 ccm	162 kW	ASN;AVK	09.01 - 12.04	ALT		6 PK 1880
				CAM		ZRK 1433
				CAM		KT 1429
				CAM		KT 1439

S4 quattro

4163 ccm	253 kW	BBK	03.03 - 12.04	ALT		5 PK 1110
----------	--------	-----	---------------	-----	--	-----------

1.9 TDI

1896 ccm	74 kW	AVB	11.01 - 12.04	AC-C	UNTIL: 05.03	4 PK 841
				ALT	FROM: 06.03; - AC	6 PK 1125
				ALT	FROM: 06.03; + AC	6 PK 1610
				ALT	UNTIL: 05.03	5 PK 1435
				W-P; CAM		ZRK 1338
				W-P; CAM	FROM CHA-NO.: 8E-2-297101	KT 1237
				W-P; CAM	UNTIL CHA-NO.: 8E-2-297100	KT 1236
				W-P; CAM	UNTIL CHA-NO.: 8E-2-297100	KT 1238
				CAM	UNTIL CHA-NO.: 2-297 100	KT 1238 W1



AUDI

A4 Avant (8E5, B6)

1.9 TDI

1896 ccm	74 kW	AVB	11.01 - 12.04	W-P; CAM W-P; CAM	FROM CHA-NO.: 8E-2-297101 UNTIL CHA-NO.: 8E-2-297100	KT 1237 W3 KT 1236 W1
----------	-------	-----	---------------	----------------------	---	--------------------------

2.5 TDi

2496 ccm	132 kW	AKE	10.00 - 05.03	AC-C ALT CAM INJ-P CAM CAM INJ-P; CAM	MOD: 8E5	4 PK 1218 6 PK 2404 ZRK 1464 ZRK 1331 KT 1246 KT 1441 KT 1393
----------	--------	-----	---------------	---	----------	---

1.9 TDI

1896 ccm	85 kW	BKE	06.04 - 12.04	ALT ALT W-P; CAM W-P; CAM W-P; CAM W-P; CAM	- AC + AC FROM CHA-NO.: 8E-2-297101 UNTIL CHA-NO.: 8E-2-297100 UNTIL CHA-NO.: 8E-2-297100	6 PK 1125 6 PK 1610 ZRK 1338 KT 1237 KT 1236 KT 1238
----------	-------	-----	---------------	--	---	---

1.9 TDI

1896 ccm	96 kW	AVF;AWX	09.01 - 12.04	AC-C ALT ALT ALT W-P; CAM W-P; CAM W-P; CAM W-P; CAM CAM W-P; CAM W-P; CAM	UNTIL: 05.03 FROM: 06.03; - AC FROM: 06.03; + AC UNTIL: 05.03 FROM CHA-NO.: 8E-2-297101 UNTIL CHA-NO.: 8E-2-297100 UNTIL CHA-NO.: 8E-2-297100 UNTIL CHA-NO.: 2-297 100 FROM CHA-NO.: 8E-2-297101 UNTIL CHA-NO.: 8E-2-297100	4 PK 841 6 PK 1125 6 PK 1610 5 PK 1435 ZRK 1338 KT 1237 KT 1236 KT 1238 KT 1238 W1 KT 1237 W3 KT 1236 W1
----------	-------	---------	---------------	--	--	--

1.9 TDI quattro

1896 ccm	96 kW	AVF	11.01 - 12.04	AC-C ALT ALT ALT W-P; CAM W-P; CAM W-P; CAM W-P; CAM CAM W-P; CAM W-P; CAM	UNTIL: 05.03 FROM: 06.03; - AC FROM: 06.03; + AC UNTIL: 05.03 FROM CHA-NO.: 8E-2-297101 UNTIL CHA-NO.: 8E-2-297100 UNTIL CHA-NO.: 8E-2-297100 UNTIL CHA-NO.: 2-297 100 FROM CHA-NO.: 8E-2-297101 UNTIL CHA-NO.: 8E-2-297100	4 PK 841 6 PK 1125 6 PK 1610 5 PK 1435 ZRK 1338 KT 1237 KT 1236 KT 1238 KT 1238 W1 KT 1237 W3 KT 1236 W1
----------	-------	-----	---------------	--	--	--

2.5 TDI

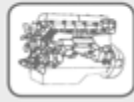
2496 ccm	114 kW	AYM	09.01 - 07.02	AC-C ALT CAM INJ-P CAM CAM CAM CAM CAM; INJ-P INJ-P; CAM CAM	MOD: 8E5	4 PK 1218 6 PK 2404 ZRK 1464 ZRK 1331 KT 1246 KT 1441 KT 1444 KT 1460 KT 1393 KT 1441 W1
----------	--------	-----	---------------	--	----------	---

2.5 TDI

2496 ccm	120 kW	BCZ;BDG;BFC	07.02 - 12.04	AC-C ALT CAM INJ-P CAM CAM CAM CAM; INJ-P INJ-P CAM	MTR-CODE: BCZ;BDG;BFC; MOD: 8E5	4 PK 1218 6 PK 2404 ZRK 1464 ZRK 1331 KT 1246 KT 1441 KT 1444 KT 1460 KT 1393 KT 1441 W1
----------	--------	-------------	---------------	--	---------------------------------	---

2.5 TDI quattro

2496 ccm	132 kW	AKE;BAU;BDH	09.01 - 12.04	AC-C ALT		4 PK 1218 6 PK 2404
----------	--------	-------------	---------------	-------------	--	------------------------



AUDI

A4 Avant (8E5, B6)

2.5 TDI quattro

2496 ccm	132 kW	AKE;BAU;BDH	09.01 - 12.04	CAM		ZRK 1464
				INJ-P		ZRK 1331
				CAM		KT 1246
				CAM		KT 1441
				CAM		KT 1444
				CAM; INJ-P		KT 1460
				INJ-P	MTR-CODE: AKE;BAU;BDH; MOD: 8E5	KT 1393
				CAM		KT 1441 W1

A4 Cabriolet (8H7, B6, 8HE, B7)

1.8 T

1781 ccm	120 kW	BFB	07.02 - 03.09	ALT	FROM CHA-NO.: 8H-4-018001	6 PK 1570
				ALT	UNTIL CHA-NO.: 8H-4-018000	6 PK 1590
				CAM		ZRK 1220
				CAM		KT 1232
				CAM		KT 1233
				W-P; CAM	OPT	KT 1232 W1
				W-P; CAM	OPT	KT 1233 W1

1.8 T quattro

1781 ccm	120 kW	BFB	05.03 - 03.09	ALT	FROM CHA-NO.: 8H-4-018001	6 PK 1570
				ALT	UNTIL CHA-NO.: 8H-4-018000	6 PK 1590
				CAM		ZRK 1220
				CAM		KT 1232
				CAM		KT 1233
				W-P; CAM	OPT	KT 1232 W1
				W-P; CAM	OPT	KT 1233 W1

1.8

1781 ccm	125 kW	AMB	10.02 - 10.05	CAM		ZRK 1220
				CAM		KT 1232
				CAM		KT 1233

2.0

1984 ccm	96 kW	ALT	09.04 - 12.05	ALT	FROM CHA-NO.: 8H-4-018001	6 PK 1570
				ALT	UNTIL CHA-NO.: 8H-4-018000	6 PK 1590
				CAM		ZRK 1220
				CAM		KT 1232
				CAM		KT 1233

2.0 TFSI 16V

1984 ccm	147 kW	BWE;BWT	01.06 - 03.09	ALT		6 PK 1570
				CAM		ZRK 1443
				CAM		KT 1432
				W-P; CAM		KT 1432 W1

2.0

1984 ccm	147 kW		11.05 - 03.09	ALT		6 PK 1570
----------	--------	--	---------------	-----	--	-----------

2.4

2393 ccm	120 kW	AMM	04.02 - 12.05	ALT		6 PK 1855
				ALT	UNTIL: 12.04; FROM CHA-NO.: 8H-5-015176	6 PK 1880
				CAM		ZRK 1229
				CAM		KT 1303
				CAM		KT 1304
				CAM		KT 1304 W1

2.4

2393 ccm	125 kW	BDV	04.02 - 12.05	ALT		6 PK 1855
				ALT	FROM CHA-NO.: 8H-5-015176	6 PK 1880
				CAM		ZRK 1229
				CAM		KT 1303
				CAM		KT 1304
				CAM		KT 1304 W1

3.0

2976 ccm	162 kW	ASN	04.02 - 12.05	ALT	FROM CHA-NO.: 8H-5-015163	6 PK 1885
				ALT	UNTIL CHA-NO.: 8H-5-015162	6 PK 1880
				CAM		ZRK 1433
				CAM		KT 1429
				CAM		KT 1439

3.0 quattro

2976 ccm	162 kW	ASN	05.03 - 12.05	ALT	FROM CHA-NO.: 8H-5-015163	6 PK 1885
				ALT	UNTIL CHA-NO.: 8H-5-015162	6 PK 1880



AUDI

A4 Cabriolet (8H7, B6, 8HE, B7)

3.0 quattro

2976 ccm	162 kW	ASN	05.03 - 12.05	CAM CAM CAM		ZRK 1433 KT 1429 KT 1439
----------	--------	-----	---------------	-------------------	--	--------------------------------

3.2 FSI

3123 ccm	188 kW	AUK	01.06 - 03.09	ALT		6 PK 2415
----------	--------	-----	---------------	-----	--	-----------

3.2 FSI quattro

3123 ccm	188 kW	AUK	01.06 - 03.09	ALT		6 PK 2415
----------	--------	-----	---------------	-----	--	-----------

S4 quattro

4163 ccm	253 kW	BBK	03.04 - 03.09	ALT		5 PK 1110
----------	--------	-----	---------------	-----	--	-----------

RS4 quattro

4163 ccm	309 kW	BNS	06.06 - 03.09	ALT		5 PK 1165
----------	--------	-----	---------------	-----	--	-----------

2.0 TDI

1968 ccm	100 kW	BRC	01.06 - 03.09	ALT CAM CAM		6 PK 1610 KT 1237 KT 1237 W3
----------	--------	-----	---------------	-------------------	--	------------------------------------

2.0 TDI

1968 ccm	103 kW	BPW	01.06 - 03.09	ALT W-P; CAM W-P; CAM W-P; CAM		6 PK 1610 ZRK 1338 KT 1237 KT 1237 W3
----------	--------	-----	---------------	---	--	--

2.5 TDI

2496 ccm	120 kW	BCZ;BDG;BFC	08.02 - 12.05	AC-C ALT CAM INJ-P CAM CAM CAM CAM; INJ-P INJ-P CAM	MTR-CODE: BFC MTR-CODE: BCZ;BDG;BFC; MOD: 8H7	4 PK 1218 6 PK 2404 ZRK 1464 ZRK 1331 KT 1246 KT 1441 KT 1444 KT 1460 KT 1393 KT 1441 W1
----------	--------	-------------	---------------	--	--	---

2.7 TDI

2698 ccm	132 kW	BPP	06.06 - 03.09	ALT INJ-P INJ-P		6 PK 2460 ZRK 1581 KT 1507
----------	--------	-----	---------------	-----------------------	--	----------------------------------

3.0 TDI quattro

2967 ccm	150 kW	BKN	01.06 - 03.09	ALT INJ-P INJ-P		6 PK 2460 ZRK 1581 KT 1507
----------	--------	-----	---------------	-----------------------	--	----------------------------------

3.0 TDI quattro

2967 ccm	171 kW	ASB	01.06 - 03.09	ALT INJ-P INJ-P		6 PK 2460 ZRK 1581 KT 1507
----------	--------	-----	---------------	-----------------------	--	----------------------------------

A4 (8EC, B7)

1.6

1595 ccm	75 kW	ALZ	11.04 - 06.08	ALT CAM CAM	FROM CHA-NO.: 8E-5-400001	6 PK 1570 ZRK 1216 KT 1133
----------	-------	-----	---------------	-------------------	---------------------------	----------------------------------

1.8 T

1781 ccm	120 kW	BFB	11.04 - 06.08	ALT ALT ALT CAM CAM CAM W-P; CAM W-P; CAM	- AC FROM CHA-NO.: 8E-4-191001; + AC UNTIL CHA-NO.: 8E-4-191000; + AC OPT OPT	6 PK 1078 6 PK 1570 6 PK 1590 ZRK 1220 KT 1232 KT 1233 KT 1232 W1 KT 1233 W1
----------	--------	-----	---------------	--	---	---

1.8 T quattro

1781 ccm	120 kW	BFB	11.04 - 06.08	ALT ALT CAM CAM CAM W-P; CAM	FROM CHA-NO.: 8H-4-018001 UNTIL: 10.07; UNTIL CHA-NO.: 8H-4-018000	6 PK 1570 6 PK 1590 ZRK 1220 KT 1232 KT 1233 KT 1232 W1
----------	--------	-----	---------------	---	---	--



AUDI

A4 (8EC, B7)

2.0

1984 ccm	96 kW	ALT	11.04 - 06.08	ALT	- AC	6 PK 1078
				ALT	FROM CHA-NO.: 8E-4-191001; + AC	6 PK 1570
				ALT	UNTIL CHA-NO.: 8E-4-191000; + AC	6 PK 1590
				CAM		ZRK 1220
				CAM		KT 1232
				CAM		KT 1233
				W-P; CAM		KT 1233 W2

2.0 TFSI

1984 ccm	125 kW	BPJ;BYK	10.06 - 06.08	ALT		6 PK 1570
				W-P	MTR-CODE: BPJ;BYK	ZRK 1443
				W-P	MTR-CODE: BPJ;BYK	KT 1432
				W-P; CAM		KT 1432 W1

2.0 TFSI

1984 ccm	147 kW	BGB;BPG;BWE;BWT	11.04 - 06.08	ALT		6 PK 1570
				CAM		ZRK 1443
				CAM		KT 1432
				CAM		KT 1535 W1
				W-P; CAM		KT 1432 W1

2.0 TFSI quattro

1984 ccm	147 kW	BGB;BPG;BWE;BWT	11.04 - 06.08	ALT		6 PK 1570
				CAM		ZRK 1443
				CAM		KT 1432
				W-P; CAM		KT 1432 W1

2.0 TFSI

1984 ccm	162 kW	BUL	06.05 - 06.08	ALT		6 PK 1570
				CAM		ZRK 1443
				CAM		KT 1432
				W-P; CAM		KT 1432 W1

2.0 TFSI quattro

1984 ccm	162 kW	BUL	06.05 - 06.08	ALT		6 PK 1570
				CAM		ZRK 1443
				CAM		KT 1432
				W-P; CAM		KT 1432 W1

3.0

2976 ccm	160 kW	BBJ	11.04 - 05.06	CAM		ZRK 1433
				CAM		KT 1429
				CAM		KT 1439

3.0 quattro

2976 ccm	160 kW	BBJ	11.04 - 07.06	ALT		6 PK 1885
				CAM		ZRK 1433
				CAM		KT 1429
				CAM		KT 1439

3.2 FSI

3123 ccm	188 kW	AUK	01.05 - 06.08	ALT		6 PK 2415
----------	--------	-----	---------------	-----	--	-----------

3.2 FSI quattro

3123 ccm	188 kW	AUK;BKH	01.05 - 06.08	ALT		6 PK 2415
----------	--------	---------	---------------	-----	--	-----------

RS4 quattro

4163 ccm	309 kW	BNS	09.05 - 06.08	ALT		5 PK 1165
----------	--------	-----	---------------	-----	--	-----------

1.9 TDI

1896 ccm	85 kW	BKE;BRB	11.04 - 06.08	ALT		6 PK 1610
				W-P; CAM		ZRK 1338
				W-P; CAM	MTR-CODE: BKE	KT 1237
				W-P; CAM		KT 1237 W3

2.0 TDI

1968 ccm	89 kW	BVG	09.05 - 09.06	ALT		6 PK 1610
				W-P; CAM		ZRK 1468
				W-P; CAM		KT 1403
				W-P; CAM		KT 1403 W1

2.0 TDI

1968 ccm	93 kW	BVF	11.05 - 11.06	ALT		6 PK 1610
				W-P; CAM		ZRK 1468
				W-P; CAM		KT 1403
				W-P; CAM		KT 1403 W1

2.0 TDI

1968 ccm	100 kW	BNA;BRF	11.04 - 06.08	ALT		6 PK 1610
----------	--------	---------	---------------	-----	--	-----------



AUDI

A4 (8EC, B7)

2.0 TDI

1968 ccm	100 kW	BNA;BRF	11.04 - 06.08	W-P W-P W-P	MTR-CODE: BNA;BRF MTR-CODE: BNA;BRF MTR-CODE: BNA;BRF	ZRK 1468 KT 1403 KT 1403 W1
----------	--------	---------	---------------	-------------------	---	-----------------------------------

2.0 TDI

1968 ccm	103 kW	BPW	11.04 - 06.08	ALT W-P; CAM W-P; CAM W-P; CAM		6 PK 1610 ZRK 1338 KT 1237 KT 1237 W3
----------	--------	-----	---------------	---	--	--

2.0 TDI quattro

1968 ccm	103 kW	BPW	01.06 - 06.08	ALT W-P; CAM W-P; CAM W-P; CAM	FROM: 06.06	6 PK 1610 ZRK 1338 KT 1237 KT 1237 W3
----------	--------	-----	---------------	---	-------------	--

2.0 TDI 16V

1968 ccm	103 kW	BLB;BRE	11.04 - 06.08	ALT W-P W-P W-P	MTR-CODE: BLB;BRE MTR-CODE: BLB;BRE MTR-CODE: BLB;BRE	6 PK 1610 ZRK 1468 KT 1403 KT 1403 W1
----------	--------	---------	---------------	--------------------------	---	--

2.0 TDI

1968 ccm	120 kW	BVA	06.06 - 06.08	ALT W-P; CAM W-P; CAM W-P; CAM		6 PK 1610 ZRK 1468 KT 1403 KT 1403 W1
----------	--------	-----	---------------	---	--	--

2.0 TDI quattro

1968 ccm	120 kW	BVA	06.06 - 06.08	ALT W-P; CAM W-P; CAM W-P; CAM		6 PK 1610 ZRK 1468 KT 1403 KT 1403 W1
----------	--------	-----	---------------	---	--	--

2.0 TDI

1968 ccm	125 kW	BRD	06.06 - 06.08	ALT W-P; CAM W-P; CAM W-P; CAM		6 PK 1610 ZRK 1468 KT 1403 KT 1403 W1
----------	--------	-----	---------------	---	--	--

2.0 TDI quattro

1968 ccm	125 kW	BRD	06.06 - 06.08	ALT W-P; CAM W-P; CAM W-P; CAM		6 PK 1610 ZRK 1468 KT 1403 KT 1403 W1
----------	--------	-----	---------------	---	--	--

2.5 TDI

2496 ccm	120 kW	BDG	11.04 - 05.06	AC-C ALT CAM INJ-P CAM CAM CAM CAM; INJ-P INJ-P CAM	MTR-CODE: BCZ;BDG; MOD: 8EC	4 PK 1218 6 PK 2404 ZRK 1464 ZRK 1331 KT 1246 KT 1441 KT 1444 KT 1460 KT 1393 KT 1441 W1
----------	--------	-----	---------------	--	-----------------------------	---

2.7 TDI

2698 ccm	120 kW	BSG	11.05 - 06.08	ALT ALT INJ-P INJ-P	FROM: 03.06; FROM CHA-NO.: 8E-6-252205 FROM: 03.06; UNTIL CHA-NO.: 8E-6-252204	6 PK 2460 6 PK 2490 ZRK 1581 KT 1507
----------	--------	-----	---------------	------------------------------	---	---

2.7 TDI

2698 ccm	132 kW	BPP	01.06 - 06.08	ALT ALT INJ-P INJ-P	FROM CHA-NO.: 8E-6-252205 UNTIL CHA-NO.: 8E-6-252204	6 PK 2460 6 PK 2490 ZRK 1581 KT 1507
----------	--------	-----	---------------	------------------------------	---	---

3.0 TDI quattro

2967 ccm	150 kW	BKN	11.04 - 06.08	ALT INJ-P INJ-P		6 PK 2460 ZRK 1581 KT 1507
----------	--------	-----	---------------	-----------------------	--	----------------------------------

3.0 TDI quattro

2967 ccm	171 kW	ASB	01.06 - 06.08	ALT		6 PK 2460
----------	--------	-----	---------------	-----	--	-----------



AUDI

A4 (8EC, B7)

3.0 TDI quattro

2967 ccm	171 kW	ASB	01.06 - 06.08	INJ-P		ZRK 1581
				INJ-P		KT 1507

A4 Avant (8ED, B7)

1.6

1595 ccm	75 kW	ALZ	11.04 - 06.08	ALT		6 PK 1570
				CAM		ZRK 1216
				CAM		KT 1133

1.8 T

1781 ccm	120 kW	BFB	11.04 - 06.08	ALT	- AC	6 PK 1078
				ALT	FROM CHA-NO.: 8E-4-191001; + AC	6 PK 1570
				ALT	UNTIL CHA-NO.: 8E-4-191000; + AC	6 PK 1590
				CAM		ZRK 1220
				CAM		KT 1232
				CAM		KT 1233
				W-P; CAM	OPT	KT 1232 W1
				W-P; CAM	OPT	KT 1233 W1

1.8 T quattro

1781 ccm	120 kW	BFB	11.04 - 06.08	ALT	FROM CHA-NO.: 8H-4-018001	6 PK 1570
				ALT	UNTIL: 03.08; UNTIL CHA-NO.: 8H-4-018000	6 PK 1590
				CAM		ZRK 1220
				CAM		KT 1232
				CAM		KT 1233
				W-P; CAM	OPT	KT 1232 W1
				W-P; CAM	OPT	KT 1233 W1

2.0

1984 ccm	96 kW	ALT	11.04 - 06.08	ALT	- AC	6 PK 1078
				ALT	FROM CHA-NO.: 8E-4-191001; + AC	6 PK 1570
				ALT	UNTIL CHA-NO.: 8E-4-191000; + AC	6 PK 1590
				CAM		ZRK 1220
				W-P; CAM		KT 1233 W2

2.0 TFSI

1984 ccm	125 kW	BPJ;BYK	10.06 - 06.08	ALT		6 PK 1570
				W-P	MTR-CODE: BPJ;BYK	ZRK 1443
				W-P	MTR-CODE: BPJ;BYK	KT 1432
				W-P; CAM		KT 1432 W1

2.0 TFSI

1984 ccm	147 kW	BGB;BWE	11.04 - 06.08	ALT		6 PK 1570
				CAM		ZRK 1443
				CAM		KT 1432
				W-P; CAM		KT 1432 W1

2.0 TFSI quattro

1984 ccm	147 kW	BGB;BWE;BWT	11.04 - 06.08	ALT		6 PK 1570
				CAM		ZRK 1443
				CAM		KT 1432
				W-P; CAM		KT 1432 W1

2.0 TFSI

1984 ccm	162 kW	BUL	06.05 - 06.08	ALT	FROM: 02.06	6 PK 1570
				CAM		ZRK 1443
				CAM		KT 1432
				W-P; CAM		KT 1432 W1

2.0 TFSI quattro

1984 ccm	162 kW	BUL	06.05 - 06.08	ALT	FROM: 02.06	6 PK 1570
				CAM		ZRK 1443
				CAM		KT 1432
				W-P; CAM		KT 1432 W1

3.0

2976 ccm	160 kW	BBJ	11.04 - 05.06	ALT		6 PK 1880
				CAM		ZRK 1433
				CAM		KT 1429
				CAM		KT 1439

3.0 quattro

2976 ccm	160 kW	BBJ	11.04 - 07.06	ALT		6 PK 1885
				CAM		ZRK 1433
				CAM		KT 1429
				CAM		KT 1439



AUDI

A4 Avant (8ED, B7)

3.2 FSI

3123 ccm 188 kW AUK 01.05 - 06.08 ALT 6 PK 2415

3.2 FSI quattro

3123 ccm 188 kW AUK 01.05 - 06.08 ALT 6 PK 2415

RS4 quattro

4163 ccm 309 kW BNS 09.05 - 06.08 ALT 5 PK 1165

1.9 TDI

1896 ccm 85 kW BKE;BRB 11.04 - 06.08 ALT 6 PK 1610
W-P; CAM ZRK 1338
W-P; CAM MTR-CODE: BKE KT 1237
W-P; CAM KT 1237 W3

2.0 TDI

1968 ccm 89 kW BVG 09.05 - 09.06 ALT 6 PK 1610
W-P; CAM ZRK 1468
W-P; CAM KT 1403
W-P; CAM KT 1403 W1

2.0 TDI

1968 ccm 93 kW BVF 11.05 - 11.06 ALT 6 PK 1610
W-P; CAM ZRK 1468
W-P; CAM KT 1403
W-P; CAM KT 1403 W1

2.0 TDI

1968 ccm 100 kW BNA;BRF 11.04 - 06.08 ALT 6 PK 1610
W-P MTR-CODE: BNA;BRF ZRK 1468
W-P MTR-CODE: BNA;BRF KT 1403
W-P MTR-CODE: BNA;BRF KT 1403 W1

2.0 TDI

1968 ccm 103 kW BPW 11.04 - 06.08 ALT 6 PK 1610
W-P; CAM ZRK 1338
W-P; CAM KT 1237
W-P; CAM KT 1237 W3

2.0 TDI quattro

1968 ccm 103 kW BPW 01.06 - 06.08 ALT 6 PK 1610
W-P; CAM FROM: 06.06 ZRK 1338
W-P; CAM KT 1237
W-P; CAM KT 1237 W3

2.0 TDI 16V

1968 ccm 103 kW BLB;BRE 11.04 - 06.08 ALT 6 PK 1610
W-P MTR-CODE: BLB;BRE ZRK 1468
CAM; INJ-P KT 1460
W-P MTR-CODE: BLB;BRE KT 1403
W-P MTR-CODE: BLB;BRE KT 1403 W1

2.0 TDI

1968 ccm 120 kW BVA 06.06 - 06.08 ALT 6 PK 1610
W-P; CAM ZRK 1468
W-P; CAM KT 1403
W-P; CAM KT 1403 W1

2.0 TDI quattro

1968 ccm 120 kW BVA 06.06 - 06.08 ALT 6 PK 1610
W-P; CAM ZRK 1468
W-P; CAM KT 1403
W-P; CAM KT 1403 W1

2.0 TDI

1968 ccm 125 kW BRD 06.06 - 06.08 ALT 6 PK 1610
W-P; CAM ZRK 1468
W-P; CAM KT 1403
W-P; CAM KT 1403 W1

2.0 TDI quattro

1968 ccm 125 kW BRD 06.06 - 06.08 ALT 6 PK 1610
W-P; CAM ZRK 1468
W-P; CAM KT 1403
W-P; CAM KT 1403 W1

2.5 TDI

2496 ccm 120 kW BDG 11.04 - 05.06 AC-C 4 PK 1218
ALT 6 PK 2404
CAM ZRK 1464



AUDI

A4 Avant (8ED, B7)

2.5 TDI							
2496 ccm	120 kW	BDG	11.04 - 05.06	INJ-P			ZRK 1331
				CAM			KT 1246
				CAM			KT 1441
				CAM			KT 1444
				INJ-P	MTR-CODE: BCZ;BDG; MOD: 8ED		KT 1393
				CAM			KT 1441 W1
2.7 TDi							
2698 ccm	120 kW	BSG	11.05 - 03.08	ALT	FROM: 03.06; FROM CHA-NO.: 8E-6-252205		6 PK 2460
				ALT	FROM: 03.06; UNTIL CHA-NO.: 8E-6-252204		6 PK 2490
				INJ-P			ZRK 1581
				INJ-P			KT 1507
2.7 TDI							
2698 ccm	132 kW	BPP	01.06 - 06.08	ALT	FROM CHA-NO.: 8E-6-252205		6 PK 2460
				ALT	UNTIL CHA-NO.: 8E-6-252204		6 PK 2490
				INJ-P			ZRK 1581
				INJ-P			KT 1507
3.0 TDI quattro							
2967 ccm	150 kW	BKN	11.04 - 06.08	ALT			6 PK 2460
				INJ-P			ZRK 1581
				INJ-P			KT 1507
3.0 TDI quattro							
2967 ccm	171 kW	ASB	01.06 - 06.08	ALT			6 PK 2460
				INJ-P			ZRK 1581
				INJ-P			KT 1507

A4 (8K2, B8)

1.8 TFSI							
1798 ccm	88 kW	CABA;CDHA	01.08 -	ALT			6 PK 1590
				W-P			ZRK 1585
1.8 TFSI							
1798 ccm	118 kW	CABB;CCUA;CDHB	11.07 -	ALT			6 PK 1590
				W-P			ZRK 1585
1.8 TFSI quattro							
1798 ccm	118 kW	CDHB	09.08 -	ALT			6 PK 1590
				W-P			ZRK 1585
2.0 TFSI							
1984 ccm	132 kW	CAEA;CDNB;CDZA	06.08 -		FROM: 01.10		6 PK 1590
				ALT	MTR-CODE: CAEA;CDNB;CFKA		6 PK 1590
				W-P			ZRK 1585
2.0 TFSI flexible fuel							
1984 ccm	132 kW	CFKA	11.09 -	ALT			6 PK 1590
				W-P			ZRK 1585
2.0 TFSI flexible fuel quattro							
1984 ccm	132 kW	CFKA	11.09 -	ALT			6 PK 1590
				W-P			ZRK 1585
2.0 TFSI							
1984 ccm	155 kW	CADA;CAEB;CDNC	06.08 -	ALT			6 PK 1590
				W-P			ZRK 1585
2.0 TFSI quattro							
1984 ccm	155 kW	CAEB;CDNC;CPMA	06.08 -	ALT			6 PK 1590
				W-P			ZRK 1585
3.2 FSI							
3197 ccm	195 kW	CALA	09.08 -	ALT			6 PK 2404
3.2 FSI quattro							
3197 ccm	195 kW	CALA	11.07 -	ALT			6 PK 2404
2.0 TDI							
1968 ccm	88 kW	CAGC;CJCC	06.08 -	ALT			6 PK 1580
				CAM	MTR-CODE: CAGA;CAGB;CAGC		ZRK 1544
				CAM	MTR-CODE: CJGA;CJCB;CJCC;CMFA		ZRK 1572
				CAM	MTR-CODE: CAGA;CAGB;CAGC		KT 1420
				CAM	MTR-CODE: CAGC/F		KT 1420 W1
				CAM; W-P	MTR-CODE: CAGA;CAGB;CASC;CMEA		KT 1420 W2
2.0 TDI							
1968 ccm	100 kW	CAGB;CJCB	11.07 -	ALT			6 PK 1580
				CAM	MTR-CODE: CAGA;CAGB;CAGC		ZRK 1544



AUDI

A4 (8K2, B8)

2.0 TDI

1968 ccm	100 kW	CAGB;CJCB	11.07 -	CAM	MTR-CODE: CJCA;CJCB;CJCC;CMFA	ZRK 1572
				CAM	MTR-CODE: CAGA;CAGB;CAGC	KT 1420
				CAM	MTR-CODE: CAGB/F	KT 1420 W1
				CAM; W-P	MTR-CODE: CAGA;CAGB;CAGC;CMEA	KT 1420 W2

2.0 TDI

1968 ccm	105 kW	CAGA;CJCA;CMEA;CMFA	11.07 -	ALT		6 PK 1580
				CAM	MTR-CODE: CAGA;CAGB;CAGC	ZRK 1544
				CAM	MTR-CODE: CJCA;CJCB;CJCC;CMFA	ZRK 1572
				CAM	MTR-CODE: CAGA;CAGB;CAGC	KT 1420
				CAM		KT 1420 W1
				CAM; W-P	MTR-CODE: CAGA;CAGB;CAGC;CMEA	KT 1420 W2

2.0 TDI quattro

1968 ccm	105 kW	CAGA;CJCA	11.08 -	ALT		6 PK 1580
				CAM	MTR-CODE: CAGA;CAGB;CAGC	ZRK 1544
				CAM	MTR-CODE: CJCA;CJCB;CJCC;CMFA	ZRK 1572
				CAM	MTR-CODE: CAGA;CAGB;CAGC	KT 1420
				CAM		KT 1420 W1
				CAM; W-P	MTR-CODE: CAGA;CAGB;CAGC;CMEA	KT 1420 W2

2.0 TDI

1968 ccm	120 kW	CAHB;CGLD	08.08 -	ALT		6 PK 1580
				CAM	MTR-CODE: CAHA;CAHB	ZRK 1544
				CAM	MTR-CODE: CGLC;CGLD	ZRK 1572
				CAM	MTR-CODE: CAHA;CAHB	KT 1420
				CAM	MTR-CODE: CAHB/F	KT 1420 W1

2.0 TDI

1968 ccm	125 kW	CAHA	01.08 -	ALT		6 PK 1580
				CAM	MTR-CODE: CAHA;CAHB	ZRK 1544
				CAM	MTR-CODE: CAHA;CAHB	KT 1420
				CAM	MTR-CODE: CAHA/F	KT 1420 W1

2.0 TDi quattro

1968 ccm	125 kW	CAHA	01.08 -	ALT		6 PK 1580
				CAM	MTR-CODE: CAHA;CAHB	ZRK 1544
				CAM	MTR-CODE: CAHA;CAHB	KT 1420
				CAM	MTR-CODE: CAHA/F	KT 1420 W1

2.0 TDI

1968 ccm	130 kW	CGLC;CMGB	11.11 -	CAM	MTR-CODE: CGLC;CGLD	ZRK 1572
----------	--------	-----------	---------	-----	---------------------	----------

2.0 TDI quattro

1968 ccm	130 kW	CGLC	11.11 -	CAM	MTR-CODE: CGLC;CGLD	ZRK 1572
----------	--------	------	---------	-----	---------------------	----------

2.7 TDI

2698 ccm	120 kW	CAMB;CGKB	11.07 -	ALT		6 PK 2500
				INJ-P	UNTIL CHA-NO.: 8K-8A040 982;8K-8N022 419; UNTIL: 05.08	ZRK 1581
				INJ-P	UNTIL CHA-NO.: 8K-8A040 983;8K-8N022 420	ZRK 1731
				INJ-P	UNTIL CHA-NO.: 8K-8A040 982;8K-8N022 419	KT 1507

2.7 TDI

2698 ccm	140 kW	CAMA;CGKA	11.07 -	ALT		6 PK 2500
				INJ-P	UNTIL CHA-NO.: 8K-8A040 982;8K-8N022 419; UNTIL: 05.08	ZRK 1581
				INJ-P	UNTIL CHA-NO.: 8K-8A040 983;8K-8N022 420	ZRK 1731
				INJ-P	UNTIL CHA-NO.: 8K-8A040 982;8K-8N022 419	KT 1507

3.0 TDI quattro

2967 ccm	155 kW	CCWB	06.08 -	ALT		6 PK 2500
				INJ-P		ZRK 1731

3.0 TDI quattro

2967 ccm	176 kW	CAPA;CCLA;CCWA	11.07 -	ALT	MTR-CODE: CAPA	6 PK 2460
				ALT	MTR-CODE: CCWA	6 PK 2500
				INJ-P	FROM CHA-NO.: 8K-8A040 983;8K-8N022 420	ZRK 1731
				INJ-P	UNTIL CHA-NO.: 8K-8A040982;8K-8N022419	KT 1507

A4 Avant (8K5, B8)

1.8 TFSI

1798 ccm	88 kW	CDHA	04.08 -	ALT		6 PK 1590
				W-P		ZRK 1585

1.8 TFSI

1798 ccm	118 kW	CABB;CCUA;CDHB	11.07 -	ALT		6 PK 1590
				W-P		ZRK 1585



AUDI

A4 Avant (8K5, B8)

1.8 TFSI quattro

1798 ccm	118 kW	CDHB	09.08 -	ALT		6 PK 1590
				W-P		ZRK 1585

2.0 TFSI

1984 ccm	132 kW	CAEA;CDNB;CDZA	06.08 -	ALT	FROM: 01.10	6 PK 1590
				W-P		ZRK 1585

2.0 TFSI flexible fuel

1984 ccm	132 kW	CFKA	11.09 -	ALT		6 PK 1590
				W-P		ZRK 1585

2.0 TFSI flexible fuel quattro

1984 ccm	132 kW	CFKA	11.09 -	W-P		ZRK 1585
----------	--------	------	---------	-----	--	----------

2.0 TFSI

1984 ccm	155 kW	CADA;CDNC	06.08 -	ALT		6 PK 1590
				W-P		ZRK 1585

2.0 TFSI quattro

1984 ccm	155 kW	CDNC	06.08 -	ALT		6 PK 1590
				W-P		ZRK 1585

3.2 FSI

3197 ccm	195 kW	CALA	09.08 -	ALT		6 PK 2404
----------	--------	------	---------	-----	--	-----------

3.2 FSI quattro

3197 ccm	195 kW	CALA	04.08 -	ALT		6 PK 2404
----------	--------	------	---------	-----	--	-----------

2.0 TDI

1968 ccm	88 kW	CAGC;CJCC	06.08 -	ALT		6 PK 1580
				CAM	MTR-CODE: CAGA;CAGB;CAGC	ZRK 1544
				CAM	MTR-CODE: CJCA;CJCB;CJCC;CMFA	ZRK 1572
				CAM	MTR-CODE: CAGA;CAGB;CAGC	KT 1420
				CAM	MTR-CODE: CAGC/F	KT 1420 W1
				CAM; W-P	MTR-CODE: CAGA;CAGB;CAGC;CMEA	KT 1420 W2

2.0 TDI

1968 ccm	100 kW	CAGB;CJCB	04.08 -	ALT		6 PK 1580
				CAM	MTR-CODE: CAGA;CAGB;CAGC	ZRK 1544
				CAM	MTR-CODE: CJCA;CJCB;CJCC;CMFA	ZRK 1572
				CAM	MTR-CODE: CAGA;CAGB;CAGC	KT 1420
				CAM	MTR-CODE: CAGB/F	KT 1420 W1
				CAM; W-P	MTR-CODE: CAGA;CAGB;CAGC;CMEA	KT 1420 W2

2.0 TDI

1968 ccm	105 kW	CAGA;CJCA;CMEA;CMFA	04.08 -	ALT		6 PK 1580
				CAM	MTR-CODE: CAGA;CAGB;CAGC	ZRK 1544
				CAM	MTR-CODE: CJCA;CJCB;CJCC;CMFA	ZRK 1572
				CAM	MTR-CODE: CAGA;CAGB;CAGC	KT 1420
				CAM	MTR-CODE: CAGB/F	KT 1420 W1
				CAM; W-P	MTR-CODE: CAGA;CAGB;CAGC;CMEA	KT 1420 W2

2.0 TDI quattro

1968 ccm	105 kW	CAGA;CJCA	04.08 -	ALT	FROM: 11.08	6 PK 1580
				CAM	MTR-CODE: CAGA;CAGB;CAGC	ZRK 1544
				CAM	MTR-CODE: CJCA;CJCB;CJCC;CMFA	ZRK 1572
				CAM	MTR-CODE: CAGA;CAGB;CAGC	KT 1420
				CAM	MTR-CODE: CAGB/F	KT 1420 W1
				CAM; W-P	MTR-CODE: CAGA;CAGB;CAGC;CMEA	KT 1420 W2

2.0 TDI

1968 ccm	120 kW	CAHB;CGLD	08.08 -	ALT		6 PK 1580
				CAM	MTR-CODE: CAHA;CAHB	ZRK 1544
				CAM	MTR-CODE: CGLC;CGLD	ZRK 1572
				CAM	MTR-CODE: CAHA;CAHB	KT 1420
				CAM	MTR-CODE: CAHB/F	KT 1420 W1

2.0 TDI

1968 ccm	125 kW	CAHA	04.08 -	ALT		6 PK 1580
				CAM	MTR-CODE: CAHA;CAHB	ZRK 1544
				CAM	MTR-CODE: CAHA;CAHB	KT 1420
				CAM	MTR-CODE: CAHA/F	KT 1420 W1

2.0 TDI quattro

1968 ccm	125 kW	CAHA	08.08 -	ALT		6 PK 1580
				CAM	MTR-CODE: CAHA;CAHB	ZRK 1544
				CAM	MTR-CODE: CAHA;CAHB	KT 1420
				CAM	MTR-CODE: CAHA/F	KT 1420 W1



AUDI

A4 Avant (8K5, B8)

2.0 TDI

1968 ccm 130 kW CGLC 11.11 - CAM MTR-CODE: CGLC;CGLD **ZRK 1572**

2.0 TDI quattro

1968 ccm 130 kW CGLC 11.11 - CAM MTR-CODE: CGLC;CGLD **ZRK 1572**

2.7 TDI

2698 ccm 120 kW CAMB;CGKB 06.08 - ALT **6 PK 2500**
INJ-P UNTIL CHA-NO.: 8K-8A040 982;8K-8N022 420 **ZRK 1731**
INJ-P UNTIL CHA-NO.: 8K-8A040982;8K-8N022419 **ZRK 1581**
INJ-P UNTIL CHA-NO.: 8K-8A040982;8K-8N022419 **KT 1507**

2.7 TDI

2698 ccm 140 kW CAMA;CGKA 04.08 - ALT **6 PK 2500**
INJ-P FROM CHA-NO.: 8K- 8A040 983;8K-8N022 420 **ZRK 1731**
INJ-P UNTIL CHA-NO.: 8K-8A040982;8K-8N022419; **ZRK 1581**
UNTIL: 05.08
INJ-P UNTIL CHA-NO.: 8K-8A040982;8K-8N022419 **KT 1507**

3.0 TDI quattro

2967 ccm 155 kW CCWB 06.08 - ALT **6 PK 2500**
INJ-P **ZRK 1731**

3.0 TDI quattro

2967 ccm 176 kW CAPA;CCLA;CCWA 04.08 - ALT **6 PK 2500**
INJ-P FROM CHA-NO.: 8K-8A040 983;8K-8N022 420 **ZRK 1731**
INJ-P UNTIL CHA-NO.: 8K-8A040982;8K-8N022419; **ZRK 1581**
UNTIL: 05.08
CAM UNTIL CHA-NO.: 8K-8A040982;8K-8N022419 **KT 1507**

A4 Allroad (8KH, B8)

2.0 TFSI quattro

1984 ccm 155 kW CDNC;CPMA 04.09 - **6 PK 1590**
W-P **ZRK 1585**

2.0 TDI quattro

1968 ccm 100 kW CAGB;CJCB 09.09 - ALT **6 PK 1580**
CAM MTR-CODE: CAGA;CAGB;CAGC **ZRK 1544**
CAM MTR-CODE: CJCA;CJCB **ZRK 1572**
CAM MTR-CODE: CAGA;CAGB;CAGC **KT 1420**
CAM MTR-CODE: CAGB/F **KT 1420 W1**
CAM; W-P MTR-CODE: CAGA;CAGB;CAGC **KT 1420 W2**

2.0 TDI quattro

1968 ccm 105 kW CAGA;CJCA 09.09 - ALT **6 PK 1580**
CAM MTR-CODE: CAGA;CAGB;CAGC **ZRK 1544**
CAM MTR-CODE: CJCA;CJCB **ZRK 1572**
CAM MTR-CODE: CAGA;CAGB;CAGC **KT 1420**
CAM **KT 1420 W1**
CAM; W-P MTR-CODE: CAGA;CAGB;CAGC **KT 1420 W2**

2.0 TDI quattro

1968 ccm 120 kW CAHB;CGLD 04.09 - ALT **6 PK 1580**
CAM MTR-CODE: CAHA;CAHB **ZRK 1544**
CAM MTR-CODE: CGLC;CGLD **ZRK 1572**
CAM MTR-CODE: CAHA;CAHB **KT 1420**
CAM MTR-CODE: CAHB/F **KT 1420 W1**

2.0 TDI quattro

1968 ccm 125 kW CAHA 04.09 - ALT **6 PK 1580**
CAM MTR-CODE: CAHA;CAHB **ZRK 1544**
CAM MTR-CODE: CAHA;CAHB **KT 1420**
CAM MTR-CODE: CAHA/F **KT 1420 W1**

2.0 TDI quattro

1968 ccm 130 kW CGLC 11.11 - CAM MTR-CODE: CGLC;CGLD **ZRK 1572**

3.0 TDI quattro

2967 ccm 176 kW CCWA 04.09 - ALT **6 PK 2500**
INJ-P **ZRK 1731**

A5 (8T3)

1.8 TFSI

1798 ccm 118 kW CDHB 05.09 - ALT **6 PK 1590**
W-P **ZRK 1585**

1.8 TFSI

1798 ccm 125 kW CABD;CJEB 10.07 - ALT **6 PK 1590**
W-P MTR-CODE: CABD **ZRK 1585**



AUDI

A5 (8T3)

2.0 TFSI

1984 ccm	132 kW	CDNB	11.08 -	ALT		6 PK 1590
				W-P		ZRK 1585

2.0 TFSI

1984 ccm	155 kW	CDNC	06.08 -	ALT		6 PK 1590
				W-P		ZRK 1585

2.0 TFSI quattro

1984 ccm	155 kW	CAEB;CDNC	06.08 -	ALT		6 PK 1590
				W-P		ZRK 1585

3.2 FSI

3197 ccm	195 kW	CALA	06.07 -	ALT		6 PK 2404
----------	--------	------	---------	-----	--	-----------

3.2 FSI quattro

3197 ccm	195 kW	CALA	06.07 -	ALT		6 PK 2404
----------	--------	------	---------	-----	--	-----------

S5 quattro

4163 ccm	260 kW	CAUA	06.07 -	ALT		5 PK 1125
----------	--------	------	---------	-----	--	-----------

2.0 TDI

1968 ccm	120 kW	CAHB;CGLD	08.08 -	ALT		6 PK 1580
				CAM	MTR-CODE: CAHA;CAHB	ZRK 1544
				CAM	MTR-CODE: CAHA;CAHB	KT 1420
				CAM	MTR-CODE: CAHB/F	KT 1420 W1

2.0 TDI

1968 ccm	125 kW	CAHA	08.08 -	ALT		6 PK 1580
				CAM	MTR-CODE: CAHA;CAHB	ZRK 1544
				CAM	MTR-CODE: CAHA;CAHB	KT 1420
				CAM	MTR-CODE: CAHA/F	KT 1420 W1

2.0 TDI quattro

1968 ccm	125 kW	CAHA	08.08 -	ALT		6 PK 1580
				CAM	MTR-CODE: CAHA;CAHB	ZRK 1544
				CAM	MTR-CODE: CAHA;CAHB	KT 1420
				CAM	MTR-CODE: CAHA/F	KT 1420 W1

2.0 TDI

1968 ccm	130 kW	CGLC	10.11 -	CAM	MTR-CODE: CGLC	ZRK 1572
----------	--------	------	---------	-----	----------------	----------

2.0 TDI quattro

1968 ccm	130 kW	CGLC	12.11 -	CAM	MTR-CODE: CGLC	ZRK 1572
----------	--------	------	---------	-----	----------------	----------

2.7 TDI

2698 ccm	120 kW	CAMB;CGKB	09.07 -	ALT	FROM CHA-NO.: 8T-8-006301	6 PK 2500
				ALT	UNTIL CHA-NO.: 8T-8-006300	6 PK 2490
				INJ-P	FROM CHA-NO.: 8T-8-041 401	ZRK 1731
				INJ-P	UNTIL CHA-NO.: 8T-8-041400; FROM: 05.08;	ZRK 1581
				INJ-P	UNTIL: 05.08	KT 1507
				INJ-P	UNTIL CHA-NO.: 8T-8-041400	

2.7 TDI

2698 ccm	140 kW	CAMA;CGKA	06.07 -	ALT	FROM CHA-NO.: 8T-8-006301	6 PK 2500
				ALT	UNTIL CHA-NO.: 8T-8-006300	6 PK 2490
				INJ-P	FROM CHA-NO.: 8T-8-041 401	ZRK 1731
				INJ-P	UNTIL CHA-NO.: 8T-8-041400; FROM: 05.08;	ZRK 1581
				INJ-P	UNTIL: 05.08	KT 1507
				INJ-P	UNTIL CHA-NO.: 8T-8-041 400	

3.0 TDI quattro

2967 ccm	155 kW	CCWB	03.08 -	ALT	FROM CHA-NO.: 8T-8-043001	6 PK 2500
				ALT	UNTIL CHA-NO.: 8T-8-043000	6 PK 2460
				INJ-P	FROM CHA-NO.: 8T-8-041 401	ZRK 1731
				INJ-P	UNTIL CHA-NO.: 8T-8-041400; FROM: 05.08;	ZRK 1581
				INJ-P	UNTIL: 05.08	KT 1507
				INJ-P	UNTIL CHA-NO.: 8T-8-041 400	

3.0 TDI quattro

2967 ccm	176 kW	CAPA;CCWA	06.07 -	ALT	FROM CHA-NO.: 8T-8-043001	6 PK 2500
				ALT	UNTIL CHA-NO.: 8T-8-043000	6 PK 2460
				INJ-P	FROM CHA-NO.: 8T-8-041 401	ZRK 1731
				INJ-P	UNTIL CHA-NO.: 8T-8-041400; FROM: 05.08;	ZRK 1581
				INJ-P	UNTIL: 05.08	KT 1507
				INJ-P	UNTIL CHA-NO.: 8T-8-041 400	

A5 Sportback (8TA)

1.8 TFSI

1798 ccm	118 kW	CDHB	11.09 -	ALT		6 PK 1590
				W-P		ZRK 1585



AUDI

A5 Sportback (8TA)

2.0 TFSI

1984 ccm	132 kW	CDNB	09.09 -	ALT W-P		6 PK 1590 ZRK 1585
----------	--------	------	---------	------------	--	-----------------------

2.0 TFSI

1984 ccm	155 kW	CDNC	09.09 -	ALT W-P		6 PK 1590 ZRK 1585
----------	--------	------	---------	------------	--	-----------------------

2.0 TFSI quattro

1984 ccm	155 kW	CDNC	09.09 -	ALT W-P		6 PK 1590 ZRK 1585
----------	--------	------	---------	------------	--	-----------------------

3.2 FSI quattro

3197 ccm	195 kW	CALA	09.09 -	ALT		6 PK 2404
----------	--------	------	---------	-----	--	-----------

2.0 TDI

1968 ccm	100 kW	CAGB;CJCB	09.09 -	ALT CAM CAM CAM CAM; W-P	MTR-CODE: CAGA;CAGB;CAGC MTR-CODE: CAGA;CAGB;CAGC MTR-CODE: CAGB/F MTR-CODE: CAGA;CAGB;CAGC	6 PK 1580 ZRK 1544 KT 1420 KT 1420 W1 KT 1420 W2
----------	--------	-----------	---------	--------------------------------------	--	--

2.0 TDI

1968 ccm	105 kW	CAGA;CJCA;CMEA;CMFA	09.09 -	ALT CAM CAM CAM CAM; W-P	MTR-CODE: CAGA;CAGB;CAGC MTR-CODE: CAGA;CAGB;CAGC MTR-CODE: CAGA;CAGB;CAGC MTR-CODE: CAGA;CAGB;CAGC;CMEA	6 PK 1580 ZRK 1544 KT 1420 KT 1420 W1 KT 1420 W2
----------	--------	---------------------	---------	--------------------------------------	---	--

2.0 TDI

1968 ccm	120 kW	CAHB;CGLD	09.09 -	ALT CAM CAM CAM	MTR-CODE: CAHA;CAHB MTR-CODE: CAHA;CAHB MTR-CODE: CAHB/F	6 PK 1580 ZRK 1544 KT 1420 KT 1420 W1
----------	--------	-----------	---------	--------------------------	--	--

2.0 TDI

1968 ccm	125 kW	CAHA	09.09 -	ALT CAM CAM CAM	MTR-CODE: CAHA;CAHB MTR-CODE: CAHA;CAHB MTR-CODE: CAHA/F	6 PK 1580 ZRK 1544 KT 1420 KT 1420 W1
----------	--------	------	---------	--------------------------	--	--

2.0 TDI quattro

1968 ccm	125 kW	CAHA	09.09 -	ALT CAM CAM CAM	MTR-CODE: CAHA;CAHB MTR-CODE: CAHA;CAHB MTR-CODE: CAHA/F	6 PK 1580 ZRK 1544 KT 1420 KT 1420 W1
----------	--------	------	---------	--------------------------	--	--

2.0 TDI quattro

1968 ccm	130 kW	CGLC	12.11 -	CAM	MTR-CODE: CGLC	ZRK 1572
----------	--------	------	---------	-----	----------------	----------

2.7 TDI

2698 ccm	120 kW	CGKB	09.09 -	ALT ALT INJ-P INJ-P INJ-P	FROM CHA-NO.: 8T-8-006301 UNTIL CHA-NO.: 8T-8-006300 FROM CHA-NO.: 8T-8-041 401 UNTIL CHA-NO.: 8T-8-041400 UNTIL CHA-NO.: 8T-8-041 400	6 PK 2500 6 PK 2490 ZRK 1731 ZRK 1581 KT 1507
----------	--------	------	---------	---------------------------------------	--	---

2.7 TDI

2698 ccm	140 kW	CGKA	09.09 -	ALT ALT INJ-P INJ-P INJ-P	FROM CHA-NO.: 8T-8-006301 UNTIL CHA-NO.: 8T-8-006300 FROM CHA-NO.: 8T-8-041 401 UNTIL CHA-NO.: 8T-8-041400 UNTIL CHA-NO.: 8T-8-041 400	6 PK 2500 6 PK 2490 ZRK 1731 ZRK 1581 KT 1507
----------	--------	------	---------	---------------------------------------	--	---

3.0 TDI quattro

2967 ccm	176 kW	CCWA	09.09 -	ALT ALT INJ-P INJ-P INJ-P	FROM CHA-NO.: 8T-8-043001 UNTIL CHA-NO.: 8T-8-043000 FROM CHA-NO.: 8T-8-041 401 UNTIL CHA-NO.: 8T-8-041400 UNTIL CHA-NO.: 8T-8-041 400	6 PK 2500 6 PK 2460 ZRK 1731 ZRK 1581 KT 1507
----------	--------	------	---------	---------------------------------------	--	---

A5 Cabriolet (8F7)

1.8 TFSI

1798 ccm	118 kW	CDHB	09.09 -	ALT W-P		6 PK 1590 ZRK 1585
----------	--------	------	---------	------------	--	-----------------------

2.0 TFSI

1984 ccm	132 kW	CAEA;CDNB	03.09 -	ALT W-P		6 PK 1590 ZRK 1585
----------	--------	-----------	---------	------------	--	-----------------------



AUDI

A5 Cabriolet (8F7)

2.0 TFSI						
1984 ccm	155 kW	CAEB;CDNC	03.09 -	ALT W-P		6 PK 1590 ZRK 1585
2.0 TFSI quattro						
1984 ccm	155 kW	CAEB;CDNC	03.09 -	ALT W-P		6 PK 1590 ZRK 1585
3.2 FSI						
3197 ccm	195 kW	CALA	03.09 -	ALT		6 PK 2404
3.2 FSI quattro						
3197 ccm	195 kW	CALA	03.09 -	ALT		6 PK 2404
2.0 TDI						
1968 ccm	120 kW	CAHB;CGLD	05.09 -	ALT CAM CAM CAM	MTR-CODE: CAHA;CAHB MTR-CODE: CAHA;CAHB MTR-CODE: CAHB/F	6 PK 1580 ZRK 1544 KT 1420 KT 1420 W1
2.0 TDI						
1968 ccm	125 kW	CAHA	05.09 -	ALT CAM CAM CAM	MTR-CODE: CAHA;CAHB MTR-CODE: CAHA;CAHB MTR-CODE: CAHA/F	6 PK 1580 ZRK 1544 KT 1420 KT 1420 W1
2.0 TDI						
1968 ccm	130 kW	CGLC	10.11 -	CAM	MTR-CODE: CGLC	ZRK 1572
2.0 TDI quattro						
1968 ccm	130 kW	CGLC	01.12 -	CAM	MTR-CODE: CGLC	ZRK 1572
2.7 TDI						
2698 ccm	120 kW	CGKB	05.09 -	ALT INJ-P		6 PK 2500 ZRK 1731
2.7 TDI						
2698 ccm	140 kW	CGKA	03.09 -	ALT INJ-P		6 PK 2500 ZRK 1731
3.0 TDI quattro						
2967 ccm	176 kW	CCWA	03.09 -	ALT		6 PK 2500

A6 (4A, C4)

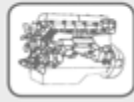
1.8						
1781 ccm	92 kW	ADR	12.95 - 10.97	W-P AC-C ALT CAM TENS-PUL CAM CAM CAM	FOR: THERMO FOR: HYDRO OPT	AVX 11 x 528 4 PK 855 5 PK 1300 ZRK 1223 ZRK 1224 KT 1206 KT 1357 KT 1205
1.8 quattro						
1781 ccm	92 kW	ADR	12.95 - 10.97	W-P AC-C ALT CAM TENS-PUL CAM CAM CAM	FROM: 08.96 FROM: 08.96 FOR: THERMO FOR: HYDRO OPT	AVX 11 x 528 4 PK 855 5 PK 1300 ZRK 1223 ZRK 1224 KT 1206 KT 1357 KT 1205
2.0						
1984 ccm	74 kW	AAE	06.94 - 10.97	AC-C PS ALT CAM CAM CAM	FROM CHA-NO.: 4AN000001 FROM CHA-NO.: 4A-S-060809 UNTIL CHA-NO.: 4A-S-060808	AVX 13 x 800 AVX 10 x 913 4 PK 855 ZRK 1315 KT 1363 KT 1029
2.0						
1984 ccm	79 kW	ADW	08.95 - 07.96	ALT CAM CAM		4 PK 855 ZRK 1315 KT 1363
2.0						
1984 ccm	85 kW	ABK	06.94 - 10.97	AC-C PS	FROM CHA-NO.: 4AN000001	AVX 13 x 800 AVX 10 x 913



AUDI

A6 (4A, C4)

2.0						
1984 ccm	85 kW	ABK	06.94 - 10.97	ALT CAM CAM CAM	FROM CHA-NO.: 4A-S-060809 UNTIL CHA-NO.: 4A-S-060808	4 PK 855 ZRK 1315 KT 1363 KT 1029
2.0 16V						
1984 ccm	103 kW	ACE	06.94 - 10.97	AC-C PS ALT CAM CAM	UNTIL MTR-NO: 017139	AVX 13 x 800 AVX 10 x 913 4 PK 890 ZRK 1232 KT 1020
2.0 16V quattro						
1984 ccm	103 kW	ACE	06.94 - 10.97	AC-C PS ALT CAM CAM	UNTIL MTR-NO: 017139	AVX 13 x 800 AVX 10 x 913 4 PK 890 ZRK 1232 KT 1020
2.3						
2309 ccm	98 kW	AAR	06.94 - 12.95	ALT ALT CAM CAM	- AC + AC	6 PK 1290 6 PK 1695 ZRK 1231 KT 1383
2.3 quattro						
2309 ccm	98 kW	AAR	06.94 - 12.95	ALT ALT CAM CAM	- AC + AC	6 PK 1290 6 PK 1695 ZRK 1231 KT 1383
2.4						
2393 ccm	110 kW	AFM	07.95 - 06.96	ALT ALT ALT	- AC FROM: 12.95; FROM CHA-NO.: 4A-T-046055; + AC UNTIL: 12.95; UNTIL CHA-NO.: 4A-T-046054; + AC	6 PK 1635 6 PK 1870 6 PK 1863
2.6						
2598 ccm	102 kW	ACZ	06.94 - 10.97	ALT ALT ALT CAM CAM CAM	- AC FROM CHA-NO.: 4A-T-046055; + AC UNTIL CHA-NO.: 4A-T-046054; + AC FROM CHA-NO.: 4A-S-026715 UNTIL CHA-NO.: 4A-S-026714	6 PK 1635 6 PK 1870 6 PK 1863 ZRK 1279 KT 1261 KT 1061
2.6						
2598 ccm	110 kW	ABC	06.94 - 10.97	ALT ALT ALT CAM CAM CAM CAM	- AC FROM CHA-NO.: 4A-T-046055; + AC UNTIL CHA-NO.: 4A-T-046054; + AC FROM CHA-NO.: 4A-S-026715 UNTIL CHA-NO.: 4A-S-026714 FROM CHA-NO.: 4A-S-026 715	6 PK 1635 6 PK 1870 6 PK 1863 ZRK 1279 KT 1261 KT 1061 KT 1261 W1
2.6 quattro						
2598 ccm	110 kW	ABC	06.94 - 10.97	ALT ALT ALT CAM CAM CAM CAM	- AC FROM CHA-NO.: 4A-T-046055; + AC UNTIL CHA-NO.: 4A-T-046054; + AC FROM CHA-NO.: 4A-S-026715 UNTIL CHA-NO.: 4A-S-026714 FROM CHA-NO.: 4A-S-026 715	6 PK 1635 6 PK 1870 6 PK 1863 ZRK 1279 KT 1261 KT 1061 KT 1261 W1
2.8						
2771 ccm	120 kW	AEJ	08.95 - 07.96	ALT ALT ALT	FROM CHA-NO.: 4A-S-020001; - AC FROM: 12.95; FROM CHA-NO.: 4A-T-046055; + AC UNTIL: 12.95; FROM CHA-NO.: 4A-S-020001; UNTIL CHA-NO.: 4A-T-046054; + AC	6 PK 1635 6 PK 1870 6 PK 1863
2.8						
2771 ccm	128 kW	AAH;AEJ;AFC	06.94 - 10.97	ALT ALT ALT ALT ALT CAM	FROM CHA-NO.: 4A-S-020001; - AC FROM CHA-NO.: 4A-S-020001; UNTIL CHA-NO.: 4A-T-046054; + AC FROM CHA-NO.: 4A-T-046055; + AC UNTIL CHA-NO.: 4A-S-020000; - AC UNTIL CHA-NO.: 4A-S-020000; + AC	6 PK 1635 6 PK 1863 6 PK 1870 6 PK 1675 6 PK 1900 ZRK 1279



AUDI

A6 (4A, C4)

2.8

2771 ccm	128 kW	AAH;AEJ;AFC	06.94 - 10.97	CAM	FROM CHA-NO.: 4A-S-026715	KT 1261
				CAM	UNTIL CHA-NO.: 4A-S-026714	KT 1061
				CAM	FROM CHA-NO.: 4A-S-026 715	KT 1261 W1

2.8 quattro

2771 ccm	128 kW	AAH;AEJ	06.94 - 10.97	ALT	FROM CHA-NO.: 4A-S-020001; - AC	6 PK 1635
				ALT	FROM CHA-NO.: 4A-S-020001; UNTIL CHA-NO.: 4A-T-046054; + AC	6 PK 1863
				ALT	FROM CHA-NO.: 4A-T-046055; + AC	6 PK 1870
				ALT	UNTIL CHA-NO.: 4A-S-020000; - AC	6 PK 1675
				ALT	UNTIL CHA-NO.: 4A-S-020000; + AC	6 PK 1900
				CAM		ZRK 1279
				CAM	FROM CHA-NO.: 4A-S-026715	KT 1261
				CAM	UNTIL CHA-NO.: 4A-S-026714	KT 1061
				CAM	FROM CHA-NO.: 4A-S 026 715	KT 1261 W1

2.8

2771 ccm	142 kW	ACK	12.95 - 10.97	ALT	- AC	6 PK 1635
				ALT	FROM CHA-NO.: 4A-T-050001; + AC	6 PK 1870
				ALT	UNTIL CHA-NO.: 4A-T-050000; + AC	6 PK 1880
				CAM		ZRK 1229
				CAM		KT 1498

2.8 quattro

2771 ccm	142 kW	ACK	12.95 - 10.97	ALT	- AC	6 PK 1635
				ALT	FROM CHA-NO.: 4A-T-050001; + AC	6 PK 1870
				ALT	UNTIL CHA-NO.: 4A-T-050000; + AC	6 PK 1880
				CAM		ZRK 1229
				CAM		KT 1498

S6 Turbo quattro

2226 ccm	169 kW	AAN	06.94 - 10.97	ALT	- AC	6 PK 1290
				ALT	+ AC	6 PK 1695
				CAM		ZRK 1221

S6 4.2 quattro

4172 ccm	213 kW	AEC	06.94 - 10.97	CAM		ZRK 1236
----------	--------	-----	---------------	-----	--	----------

S6 Plus quattro

4172 ccm	240 kW	AHK	04.96 - 10.97	CAM		ZRK 1236
----------	--------	-----	---------------	-----	--	----------

1.9 TDI

1896 ccm	66 kW	1Z;AHU	06.94 - 10.97	PS		AVX 10 x 900
				ALT	- AC	6 PK 894
				ALT	+ AC	6 PK 1175
				CAM		ZRK 1290
				CAM		KT 1358

2.5 TDI

2461 ccm	84 kW	AAT	01.95 - 10.97	ALT	- AC	6 PK 1345
				ALT	+ AC	6 PK 1725
				CAM		ZRK 1301
				INJ-P		ZRK 1257
				CAM		KT 1214
				CAM		KT 1265
				W-P; CAM		KT 1214 W1

2.5 TDI

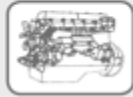
2461 ccm	85 kW	AAT	06.94 - 10.97	ALT	- AC	6 PK 1345
				ALT	+ AC	6 PK 1725
				CAM		ZRK 1301
				INJ-P		ZRK 1257
				CAM		KT 1214
				CAM		KT 1265
				W-P; CAM		KT 1214 W1

2.5 TDI

2461 ccm	103 kW	AEL	08.94 - 10.97	ALT	- AC	6 PK 1345
				ALT	+ AC	6 PK 1725
				CAM		ZRK 1301
				INJ-P		ZRK 1257
				CAM		KT 1214
				CAM		KT 1265
				W-P; CAM		KT 1214 W1

2.5 TDI quattro

2461 ccm	103 kW	AEL	10.95 - 10.97	ALT	- AC	6 PK 1345
----------	--------	-----	---------------	-----	------	-----------



AUDI

A6 (4A, C4)

2.5 TDI quattro

2461 ccm	103 kW	AEL	10.95 - 10.97	ALT	+ AC	6 PK 1725
				CAM		ZRK 1301
				INJ-P		ZRK 1257
				CAM		KT 1214
				CAM		KT 1265
				W-P; CAM		KT 1214 W1

A6 Avant (4A, C4)

1.8

1781 ccm	92 kW	ADR	12.95 - 12.97	W-P		AVX 11 x 528
				AC-C		4 PK 855
				ALT		5 PK 1300
				CAM	FOR: THERMO	ZRK 1223
				TENS-PUL	FOR: HYDRO	ZRK 1224
				CAM		KT 1206
				CAM		KT 1357
				CAM	OPT	KT 1205

1.8 quattro

1781 ccm	92 kW	ADR	12.95 - 12.97	W-P		AVX 11 x 528
				AC-C	FROM: 08.96	4 PK 855
				ALT	FROM: 08.96	5 PK 1300
				CAM	FOR: THERMO	ZRK 1223
				TENS-PUL	FOR: HYDRO	ZRK 1224
				CAM		KT 1206
				CAM		KT 1357
				CAM	OPT	KT 1205

2.0

1984 ccm	74 kW	AAE	06.94 - 12.97	AC-C		AVX 13 x 800
				PS		AVX 10 x 913
				ALT		4 PK 855
				CAM		ZRK 1315
				CAM	FROM CHA-NO.: 4A-S-060809	KT 1363
				CAM	UNTIL CHA-NO.: 4A-S-060808	KT 1029

2.0

1984 ccm	85 kW	ABK	06.94 - 12.97	AC-C		AVX 13 x 800
				ALT		4 PK 855
				CAM		ZRK 1315
				CAM	FROM CHA-NO.: 4A-S-060809	KT 1363
				CAM	UNTIL CHA-NO.: 4A-S-060808	KT 1029

2.0 16V

1984 ccm	103 kW	ACE	06.94 - 12.97	AC-C		AVX 13 x 800
				PS		AVX 10 x 913
				ALT		4 PK 890
				CAM		ZRK 1232
				CAM	UNTIL MTR-NO: 017139	KT 1020

2.0 16V quattro

1984 ccm	103 kW	ACE	06.94 - 12.97	AC-C		AVX 13 x 800
				PS		AVX 10 x 913
				ALT		4 PK 890
				CAM		ZRK 1232
				CAM	UNTIL MTR-NO: 017139	KT 1020

2.3

2309 ccm	98 kW	AAR	06.94 - 12.95	ALT	- AC	6 PK 1290
				ALT	+ AC	6 PK 1695
				CAM		ZRK 1231
				CAM		KT 1383

2.3 quattro

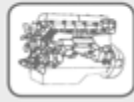
2309 ccm	98 kW	AAR	06.94 - 12.95	ALT	- AC	6 PK 1290
				ALT	+ AC	6 PK 1695
				CAM		ZRK 1231
				CAM		KT 1383

2.4

2393 ccm	110 kW	AFM	07.96 - 12.97	ALT	- AC	6 PK 1635
				ALT	FROM CHA-NO.: 4A-T-046055; + AC	6 PK 1870

2.6

2598 ccm	102 kW	ACZ	06.94 - 02.97	ALT	- AC	6 PK 1635
----------	--------	-----	---------------	-----	------	-----------



AUDI

A6 Avant (4A, C4)

2.6

2598 ccm	102 kW	ACZ	06.94 - 02.97	ALT	FROM CHA-NO.: 4A-T-046055; + AC	6 PK 1870
				ALT	UNTIL CHA-NO.: 4A-T-046054; + AC	6 PK 1863
				CAM		ZRK 1279
				CAM	FROM CHA-NO.: 4A-S-026715	KT 1261
				CAM	UNTIL CHA-NO.: 4A-S-026714	KT 1061

2.6

2598 ccm	110 kW	ABC	06.94 - 12.97	ALT	- AC	6 PK 1635
				ALT	FROM CHA-NO.: 4A-T-046055; + AC	6 PK 1870
				ALT	UNTIL CHA-NO.: 4A-T-046054; + AC	6 PK 1863
				CAM		ZRK 1279
				CAM	FROM CHA-NO.: 4A-S-026715	KT 1261
				CAM	UNTIL CHA-NO.: 4A-S-026714	KT 1061
				CAM	FROM CHA-NO.: 4A-S-026 715	KT 1261 W1

2.6 quattro

2598 ccm	110 kW	ABC	06.94 - 12.97	ALT	- AC	6 PK 1635
				ALT	FROM CHA-NO.: 4A-T-046055; + AC	6 PK 1870
				ALT	UNTIL CHA-NO.: 4A-T-046054; + AC	6 PK 1863
				CAM		ZRK 1279
				CAM	FROM CHA-NO.: 4A-S-026715	KT 1261
				CAM	UNTIL CHA-NO.: 4A-S-026714	KT 1061
				CAM	FROM CHA-NO.: 4A-S-026 715	KT 1261 W1

2.8

2771 ccm	128 kW	AAH;AEJ	06.94 - 12.97	ALT	FROM CHA-NO.: 4A-S-020001; - AC	6 PK 1635
				ALT	FROM CHA-NO.: 4A-S-020001; UNTIL CHA-NO.: 4A-T-046054; + AC	6 PK 1863
				ALT	FROM CHA-NO.: 4A-T-046055; + AC	6 PK 1870
				ALT	UNTIL CHA-NO.: 4A-S-020000; - AC	6 PK 1675
				ALT	UNTIL CHA-NO.: 4A-S-020000; + AC	6 PK 1900
				CAM		ZRK 1279
				CAM	FROM CHA-NO.: 4A-S-026715	KT 1261
				CAM	UNTIL CHA-NO.: 4A-S-026714	KT 1061
				CAM	FROM CHA-NO.: 4A-S-026 715	KT 1261 W1

2.8 quattro

2771 ccm	128 kW	AAH;AEJ	06.94 - 12.97	ALT	FROM CHA-NO.: 4A-S-020001; - AC	6 PK 1635
				ALT	FROM CHA-NO.: 4A-S-020001; UNTIL CHA-NO.: 4A-T-046054; + AC	6 PK 1863
				ALT	FROM CHA-NO.: 4A-T-046055; + AC	6 PK 1870
				ALT	UNTIL CHA-NO.: 4A-S-020000; - AC	6 PK 1675
				ALT	UNTIL CHA-NO.: 4A-S-020000; + AC	6 PK 1900
				CAM		ZRK 1279
				CAM	FROM CHA-NO.: 4A-S-026715	KT 1261
				CAM	UNTIL CHA-NO.: 4A-S-026714	KT 1061
				CAM	FROM CHA-NO.: 4A-S-026 715	KT 1261 W1

2.8

2771 ccm	142 kW	ACK	12.95 - 12.97	ALT	- AC	6 PK 1635
				ALT	FROM CHA-NO.: 4A-T-050001; + AC	6 PK 1870
				ALT	UNTIL CHA-NO.: 4A-T-050000; + AC	6 PK 1880
				CAM		ZRK 1229
				CAM	FROM: 1998	KT 1303
				CAM	FROM: 1998	KT 1304
				CAM	UNTIL CHA-NO.: 8D-V-205000	KT 1498
				CAM		KT 1304 W1

2.8 quattro

2771 ccm	142 kW	ACK	12.95 - 12.97	ALT	- AC	6 PK 1635
				ALT	FROM CHA-NO.: 4A-T-050001; + AC	6 PK 1870
				ALT	UNTIL CHA-NO.: 4A-T-050000; + AC	6 PK 1880
				CAM		ZRK 1229
				CAM		KT 1498

S6 Turbo quattro

2226 ccm	169 kW	AAN	06.94 - 12.97	ALT	- AC	6 PK 1290
				ALT	+ AC	6 PK 1695
				CAM		ZRK 1221

S6 4.2 quattro

4172 ccm	213 kW	AEC	06.94 - 12.97	CAM		ZRK 1236
----------	--------	-----	---------------	-----	--	----------

S6 Plus quattro

4172 ccm	240 kW	AHK	04.96 - 12.97	CAM		ZRK 1236
----------	--------	-----	---------------	-----	--	----------



AUDI

A6 Avant (4A, C4)

1.9 TDI

1896 ccm	66 kW	1Z;AHU	06.94 - 12.97	PS		AVX 10 x 900
				ALT	- AC	6 PK 894
				ALT	+ AC	6 PK 1175
				CAM		ZRK 1290
				CAM		KT 1358

2.5 TDI

2461 ccm	84 kW	AAT	01.95 - 12.97	ALT	- AC	6 PK 1345
				ALT	+ AC	6 PK 1725
				CAM		ZRK 1301
				INJ-P		ZRK 1257
				CAM		KT 1214
				CAM		KT 1265
				W-P; CAM		KT 1214 W1

2.5 TDI

2461 ccm	85 kW	AAT	06.94 - 12.97	ALT	- AC	6 PK 1345
				ALT	+ AC	6 PK 1725
				CAM		ZRK 1301
				INJ-P		ZRK 1257
				CAM		KT 1214
				CAM		KT 1265
				W-P; CAM		KT 1214 W1

2.5 TDI

2461 ccm	103 kW	AEL	08.94 - 12.97	ALT	- AC	6 PK 1345
				ALT	+ AC	6 PK 1725
				CAM		ZRK 1301
				INJ-P		ZRK 1257
				CAM		KT 1214
				CAM		KT 1265
				W-P; CAM		KT 1214 W1

2.5 TDI quattro

2461 ccm	103 kW	AEL	07.95 - 12.97	ALT	- AC	6 PK 1345
				ALT	+ AC	6 PK 1725
				CAM		ZRK 1301
				INJ-P		ZRK 1257
				CAM		KT 1214
				CAM		KT 1265
				W-P; CAM		KT 1214 W1

A6 (4B, C5)

1.8

1781 ccm	85 kW	AFY	05.97 - 01.05	AC-C		4 PK 855
				ALT		5 PK 1300
				CAM		ZRK 1224
				CAM		KT 1205
				CAM		KT 1357
				CAM	FROM CHA-NO.: 4B-X-140001	KT 1206

1.8

1781 ccm	92 kW	AJP;ANQ;AQE;ARH	07.97 - 01.05	PS		AVX 11 x 528
				AC-C	FROM: 12.97	4 PK 855
				ALT	FROM: 12.97	5 PK 1300
				CAM		ZRK 1220
				CAM		KT 1296
				CAM		KT 1301

1.8 T

1781 ccm	110 kW	AEB;ANB;APU;ARK;AWL;AWT	01.97 - 01.05	W-P		AVX 11 x 528
				AC-C	FROM: 05.97	4 PK 855
				ALT	FROM: 05.97	5 PK 1300
				CAM	FOR: THERMO	ZRK 1223
				CAM	MTR-CODE: AEB;ANB;APU;ARK; FOR: HYDRO	ZRK 1224
				W-P; CAM	MTR-CODE: AWT	ZRK 1220
				CAM	FROM CHA-NO.: 4B-X-140001; MTR-CODE: AEB;ANB;APU;ARK	KT 1206
				CAM	MTR-CODE: AEB;ANB;APU;ARK	KT 1205
				CAM	MTR-CODE: AEB;ANB;APU;ARK	KT 1357
				W-P; CAM	MTR-CODE: AWT; FROM: 2002	KT 1232
				W-P; CAM	MTR-CODE: AWT; FROM: 2002	KT 1233
				W-P; CAM	MTR-CODE: AWT; UNTIL: 2001	KT 1230



AUDI

A6 (4B, C5)

1.8 T

1781 ccm	110 kW	AEB;ANB;APU;ARK;AWL;AWT	01.97 - 01.05	W-P; CAM	MTR-CODE: AWT; UNTIL: 2001	KT 1231
				W-P; CAM	FROM: 06.01; MTR-CODE: AWT; OPT	KT 1232 W1
				W-P; CAM	MTR-CODE: AWT; OPT	KT 1231 W1
				W-P; CAM	MTR-CODE: AWT; OPT	KT 1233 W1

1.8 T quattro

1781 ccm	110 kW	AEB;ANB;APU;ARK;AWT	02.97 - 01.05	W-P		AVX 11 x 528
				AC-C		4 PK 855
				ALT		5 PK 1300
				CAM	FOR: THERMO	ZRK 1223
				TENS-PUL	MTR-CODE: AEB;ANB;APU;ARK; FOR: HYDRO	ZRK 1224
				W-P; CAM	MTR-CODE: AWT	ZRK 1220
				CAM	FROM CHA-NO.: 4B-X-140001; MTR-CODE: AEB;ANB;APU;ARK	KT 1206
				CAM	MTR-CODE: AEB;ANB;APU;ARK	KT 1205
				CAM	MTR-CODE: AEB;ANB;APU;ARK	KT 1357
				W-P; CAM	MTR-CODE: AWT; FROM: 2002	KT 1232
				W-P; CAM	MTR-CODE: AWT; FROM: 2002	KT 1233
				W-P; CAM	MTR-CODE: AWT; UNTIL: 2001	KT 1230
				W-P; CAM	MTR-CODE: AWT; UNTIL: 2001	KT 1231
				W-P; CAM	FROM: 06.01; MTR-CODE: AWT; OPT	KT 1232 W1
				W-P; CAM	MTR-CODE: AWT; OPT	KT 1231 W1
				W-P; CAM	MTR-CODE: AWT; OPT	KT 1233 W1

1.8 T

1781 ccm	132 kW	AJL	12.97 - 01.05	W-P	FROM: 12.97	AVX 11 x 528
				AC-C		4 PK 855
				ALT		5 PK 1300
				CAM		ZRK 1224
				CAM		KT 1205
				CAM		KT 1357
				CAM	FROM CHA-NO.: 4B-X-140001	KT 1206

1.8 T quattro

1781 ccm	132 kW	AJL	12.97 - 01.05	AC-C		4 PK 855
				ALT		5 PK 1300
				CAM		ZRK 1224
				CAM		KT 1205
				CAM		KT 1357
				CAM	FROM CHA-NO.: 4B-X-140001	KT 1206

2.0

1984 ccm	96 kW	ALT	08.01 - 01.05	ALT		6 PK 1590
				CAM		ZRK 1220
				CAM		KT 1232
				CAM		KT 1233
				CAM		KT 1232 W2
				W-P; CAM		KT 1233 W2

2.4

2393 ccm	100 kW	ALW;ARN;ASM	07.98 - 01.05	ALT	- AC	6 PK 1760
				ALT	+ AC	6 PK 1880
				CAM		ZRK 1229
				CAM		KT 1303
				CAM		KT 1304
				CAM		KT 1304 W1

2.4

2393 ccm	115 kW	APC	02.97 - 01.05	ALT	FROM: 04.98; - AC	6 PK 1760
				ALT	FROM: 04.98; + AC	6 PK 1880
				CAM		ZRK 1229
				CAM		KT 1303
				CAM		KT 1304
				CAM		KT 1304 W1

2.4 quattro

2393 ccm	115 kW	APC	08.98 - 07.99	ALT	- AC	6 PK 1760
				ALT	+ AC	6 PK 1880
				CAM		ZRK 1229
				CAM		KT 1303
				CAM		KT 1304
				CAM		KT 1304 W1



AUDI

A6 (4B, C5)

2.4							
2393 ccm	120 kW	AJG;AMM;APZ	02.97 - 01.05	ALT	- AC		6 PK 1760
				ALT	+ AC		6 PK 1880
				CAM			ZRK 1229
				CAM			KT 1303
				CAM			KT 1304
				CAM			KT 1304 W1

2.4 quattro							
2393 ccm	120 kW	AJG;APZ	02.97 - 01.05	ALT	- AC		6 PK 1760
				ALT	+ AC		6 PK 1880
				CAM			ZRK 1229
				CAM			KT 1303
				CAM			KT 1304
				CAM			KT 1304 W1

2.4							
2393 ccm	121 kW	AGA;ALF;AML;APS;ARJ	02.97 - 01.05	ALT	- AC		6 PK 1760
				ALT	+ AC		6 PK 1880
				CAM			ZRK 1229
				CAM			KT 1303
				CAM			KT 1304
				CAM			KT 1304 W1

2.4 quattro							
2393 ccm	121 kW	AGA;ALF;AML;APS;ARJ	02.97 - 01.05	ALT	- AC		6 PK 1760
				ALT	+ AC		6 PK 1880
				CAM			ZRK 1229
				CAM			KT 1303
				CAM			KT 1304
				CAM			KT 1304 W1

2.4							
2393 ccm	125 kW	BDV	08.01 - 01.05	ALT	- AC		6 PK 1760
				ALT	+ AC		6 PK 1880
				CAM			ZRK 1229
				CAM			KT 1303
				CAM			KT 1304
				CAM			KT 1304 W1


2.4 quattro							
2393 ccm	125 kW	BDV	08.01 - 01.05	ALT	- AC		6 PK 1760
				ALT	+ AC		6 PK 1880
				CAM			ZRK 1229
				CAM			KT 1303
				CAM			KT 1304
				CAM			KT 1304 W1

2.7 T							
2671 ccm	169 kW	AJK	02.99 - 01.05	ALT	- AC		6 PK 1740
				ALT	UNTIL: 08.00; + AC		6 PK 1855
				CAM			ZRK 1229
				CAM			KT 1303
				CAM			KT 1304

2.7 T quattro							
2671 ccm	169 kW	AJK	12.97 - 01.05	ALT	FROM: 02.99; - AC		6 PK 1740
				ALT	FROM: 09.00; UNTIL: 05.01; MTR-CODE: AZA; + AC		6 PK 1855
				ALT	UNTIL: 06.02; MTR-CODE: AJK;ARE; + AC		6 PK 1855
				CAM			ZRK 1229
				CAM			KT 1303
				CAM			KT 1304

2.7 T quattro							
2671 ccm	184 kW	ARE;BES	08.01 - 01.05	ALT	FROM: 07.02; UNTIL: 07.04; MTR-CODE: BES; + AC		6 PK 1855
				ALT	UNTIL: 06.02; MTR-CODE: AJK;ARE; + AC		6 PK 1855
				CAM			ZRK 1229
				CAM			KT 1303
				CAM			KT 1304

2.7							
2671 ccm	187 kW	APB;BEL	05.01 - 07.04	CAM			ZRK 1229
				CAM			KT 1303
				CAM			KT 1304



AUDI

A6 (4B, C5)

2.7 quattro

2671 ccm	187 kW	APB;BEL	05.01 - 07.04	CAM		ZRK 1229
				CAM		KT 1303
				CAM		KT 1304

2.7 quattro

2671 ccm	195 kW	BEL	11.03 - 07.04	CAM		ZRK 1229
				CAM		KT 1303
				CAM		KT 1304

2.8

2771 ccm	132 kW	AGE	10.97 - 05.00	ALT	- AC	6 PK 1760
				ALT	+ AC	6 PK 1880
				CAM		ZRK 1229
				CAM		KT 1303
				CAM		KT 1304
				CAM		KT 1304 W1

2.8 quattro

2771 ccm	132 kW	AGE	01.98 - 04.00	CAM		ZRK 1229
				CAM		KT 1303
				CAM		KT 1304

2.8

2771 ccm	140 kW	ATX;BBG	07.99 - 01.05	ALT	+ AC	6 PK 1880
				ALT	UNTIL: 05.01; - AC	6 PK 1760
				CAM		ZRK 1229
				CAM		KT 1303
				CAM		KT 1304
				CAM		KT 1304 W1

2.8 quattro

2771 ccm	140 kW	ATX	07.99 - 05.01	ALT	- AC	6 PK 1760
				ALT	+ AC	6 PK 1880
				CAM		ZRK 1229
				CAM		KT 1303
				CAM		KT 1304
				CAM		KT 1304 W1

2.8

2771 ccm	142 kW	ACK;AHA;ALG;AMX;APR;AQD	02.97 - 01.05	ALT	+ AC	6 PK 1880
				ALT	MTR-CODE: ACK; - AC	6 PK 1635
				ALT	UNTIL: 09.01; MTR-CODE: ALG;AMX;APR;AQD; - AC	6 PK 1760
				CAM		ZRK 1229
				CAM	FROM: 1997	KT 1498
				CAM	MTR-CODE: ACK; FROM: 1998	KT 1303
				CAM	MTR-CODE: ACK; FROM: 1998	KT 1304
				CAM	MTR-CODE: ALG;AMX;APR;AQD	KT 1303
				CAM	MTR-CODE: ALG;AMX;APR;AQD	KT 1304
				CAM		KT 1304 W1

2.8 quattro

2771 ccm	142 kW	ACK;AHA;ALG;AMX;APR;AQD	02.97 - 01.05	ALT	+ AC	6 PK 1880
				ALT	MTR-CODE: ACK; - AC	6 PK 1635
				ALT	UNTIL: 05.01; MTR-CODE: ALG;AMX;APR;AQD; - AC	6 PK 1760
				CAM		ZRK 1229
				CAM	MTR-CODE: ACK; FROM: 1998	KT 1303
				CAM	MTR-CODE: ACK; FROM: 1998	KT 1304
				CAM	MTR-CODE: ALG;AMX;APR;AQD	KT 1303
				CAM	MTR-CODE: ALG;AMX;APR;AQD	KT 1304
				CAM	UNTIL: 1997	KT 1498
				CAM	MTR-CODE: ALG;AMX;APR;AQD;ACK; FROM: 1998	KT 1304 W1

2.8 24V

2771 ccm	142 kW		05.97 - 07.99	ALT	+ AC	6 PK 1880
				ALT	MTR-CODE: ACK; - AC	6 PK 1635
				ALT	MTR-CODE: ALG;AMX;APR;AQD; - AC	6 PK 1760

3.0 quattro


2976 ccm	160 kW	BBJ	06.01 - 07.04	ALT		6 PK 1880
				CAM		ZRK 1433
				CAM		KT 1429
				CAM		KT 1439



AUDI

A6 (4B, C5)

3.0						
2976 ccm	162 kW	ASN	08.01 - 01.05	ALT CAM CAM CAM		6 PK 1880 ZRK 1433 KT 1429 KT 1439
3.0 quattro						
2976 ccm	162 kW	ASN	08.01 - 01.05	ALT CAM CAM CAM		6 PK 1880 ZRK 1433 KT 1429 KT 1439
3.7						
3697 ccm	191 kW	AQG	03.99 - 01.05	W-P CAM	MTR-CODE: AKC;AQG FROM CHA-NO.: 4D-Y-016501; MTR-CODE: AKC;AQG	ZRK 1229 KT 1372
3.7 quattro						
3697 ccm	191 kW	AQG	03.99 - 01.05	W-P	MTR-CODE: AKC;AQG	ZRK 1229
4.2 quattro						
4172 ccm	220 kW	ARS;ASG;AWN	11.98 - 01.05	W-P	MTR-CODE: ARS;ASG	ZRK 1229
S6 quattro						
4172 ccm	250 kW	ANK;AQJ	09.99 - 01.05	ALT W-P	MTR-CODE: ANK;AQJ	6 PK 2680 ZRK 1229
RS6 quattro						
4172 ccm	331 kW	BCY	07.02 - 01.05	ALT W-P; CAM		6 PK 2680 ZRK 1229
1.9 TDI						
1896 ccm	81 kW	AFN;AVG	04.97 - 10.00	AC-C ALT CAM CAM		4 PK 855 5 PK 1590 ZRK 1290 KT 1358
1.9 TDI						
1896 ccm	85 kW	AJM	07.00 - 01.05	AC-C ALT CAM CAM W-P; CAM	FROM: 11.00 FROM: 11.00	4 PK 855 5 PK 1435 ZRK 1338 KT 1235 KT 1248 KT 1235 W1
1.9 TDI						
1896 ccm	96 kW	AVF;AWX	08.01 - 01.05	AC-C ALT W-P W-P; CAM W-P; CAM W-P; CAM W-P W-P; CAM W-P; CAM	MTR-CODE: AVF;AWX FROM CHA-NO.: 4B-2-120001; MTR-CODE: AVF;AWX UNTIL CHA-NO.: 4B-2-120000; MTR-CODE: AVF;AWX UNTIL CHA-NO.: 4B-2-120000; MTR-CODE: AVF;AWX FROM CHA-NO.: 4B-2-120001; UNTIL CHA-NO.: 4B-2-125000; MTR-CODE: AVF;AWX FROM CHA-NO.: 4B-2-125001; MTR-CODE: AVF;AWX UNTIL CHA-NO.: 4B-2-120000	4 PK 841 5 PK 1435 ZRK 1338 KT 1237 KT 1236 KT 1238 KT 1237 W1 KT 1237 W3 KT 1236 W1
2.5 TDI						
2496 ccm	110 kW	AFB;AKN	07.97 - 01.05	AC-C ALT CAM CAM INJ-P CAM CAM CAM CAM; INJ-P CAM	MTR-CODE: AKN; FROM CHA-NO.: 4B-X-037 001	4 PK 1237 6 PK 2404 ZRK 1336 ZRK 1464 ZRK 1331 KT 1246 KT 1441 KT 1444 KT 1460 KT 1441 W1
2.5 TDI quattro						
2496 ccm	110 kW	AFB;AKN	07.97 - 01.05	AC-C ALT CAM CAM INJ-P		4 PK 1237 6 PK 2404 ZRK 1336 ZRK 1464 ZRK 1331



AUDI

A6 (4B, C5)

2.5 TDI quattro

2496 ccm	110 kW	AFB;AKN	07.97 - 01.05	CAM	KT 1246
				CAM	KT 1441
				CAM	KT 1444
				CAM; INJ-P	KT 1460
				CAM	KT 1441 W1
				MTR-CODE: AKN; FROM CHA-NO.: 4B-X-037 001	

2.5 TDI

2496 ccm	114 kW	AYM	08.01 - 01.05	AC-C	4 PK 1218
				ALT	6 PK 2404
				CAM	ZRK 1464
				INJ-P	ZRK 1331
				CAM	KT 1246
				CAM	KT 1441
				CAM	KT 1444
				CAM; INJ-P	KT 1460
				INJ-P	KT 1393
				CAM	KT 1441 W1
				FROM CHA-NO.: 4B-Y-050001; MOD: 4B2	

2.5 TDI

2496 ccm	120 kW	BCZ;BDG;BFC	07.02 - 01.05	AC-C	4 PK 1218
				ALT	6 PK 2404
				CAM	ZRK 1464
				INJ-P	ZRK 1331
				CAM	KT 1246
				CAM	KT 1441
				CAM	KT 1444
				CAM; INJ-P	KT 1460
				INJ-P	KT 1393
				CAM	KT 1441 W1
				MTR-CODE: BCZ;BDG;BDH;BFC; MOD: 4B2	

2.5 TDI

2496 ccm	132 kW	AKE;BAU;BDH;BND	02.00 - 01.05	AC-C	4 PK 1218
				ALT	6 PK 2404
				CAM	ZRK 1464
				CAM	ZRK 1464
				CAM	ZRK 1336
				INJ-P	ZRK 1331
				CAM	KT 1444
				CAM	KT 1441
				CAM	KT 1393
				CAM	KT 1246
				CAM	KT 1441
				CAM	KT 1444
				CAM; INJ-P	KT 1460
				CAM	KT 1441 W1
				MTR-CODE: AKE; FROM CHA-NO.: 4B-Y-050 001	

2.5 TDI quattro

2496 ccm	132 kW	AKE;BAU;BDH	02.00 - 01.05	AC-C	4 PK 1218
				AC-C	4 PK 1237
				ALT	6 PK 2404
				CAM	ZRK 1464
				CAM	ZRK 1464
				CAM	ZRK 1336
				INJ-P	ZRK 1331
				CAM	KT 1444
				CAM	KT 1441
				CAM	KT 1393
				CAM	KT 1246
				CAM	KT 1441
				CAM	KT 1444
				CAM; INJ-P	KT 1460
				FROM: 2002	
				UNTIL: 2002	
				FROM CHA-NO.: 4B-Y-050001; MTR-CODE: AKE	
				MTR-CODE: BAU;BDH	
				UNTIL CHA-NO.: 4B-Y-050000; MTR-CODE: AKE	
				MTR-CODE: AKE;BAU;BDH	
				FROM CHA-NO.: 4B-Y-050 001; MTR-CODE: AKE	
				FROM CHA-NO.: 4B-Y-050001; MTR-CODE: AKE	
				FROM CHA-NO.: 4B-Y-050001; MTR-CODE: AKE; MOD: 4B2	
				MTR-CODE: AKE;BAU;BDH	
				MTR-CODE: BAU;BDH	
				MTR-CODE: BAU;BDH	

A6 Avant (4B, C5)

1.8


1781 ccm	85 kW	AFY	02.98 - 01.05	AC-C	4 PK 855
				ALT	5 PK 1300
				CAM	ZRK 1224
				CAM	KT 1205
				CAM	KT 1357



AUDI

A6 Avant (4B, C5)

1.8						
1781 ccm	85 kW	AFY	02.98 - 01.05	CAM	FROM CHA-NO.: 4B-X-140001	KT 1206
1.8						
1781 ccm	92 kW	AJP;AQE;ARH	12.97 - 01.05	PS		AVX 11 x 528
				AC-C		4 PK 855
				ALT		5 PK 1300
				CAM		ZRK 1220
				CAM		KT 1296
				CAM		KT 1301
1.8 T						
1781 ccm	110 kW	AEB;ANB;APU;ARK;AWT	12.97 - 01.05	W-P		AVX 11 x 528
				AC-C		4 PK 855
				ALT		5 PK 1300
				CAM	FOR: THERMO	ZRK 1223
				TENS-PUL	MTR-CODE: AEB;ANB;APU;ARK; FOR: HYDRO	ZRK 1224
				W-P; CAM	MTR-CODE: AWT	ZRK 1220
				CAM	FROM CHA-NO.: 4B-X-140001; MTR-CODE: AEB;ANB;APU;ARK	KT 1206
				CAM	MTR-CODE: AEB;ANB;APU;ARK	KT 1205
				CAM	MTR-CODE: AEB;ANB;APU;ARK	KT 1357
				W-P; CAM	MTR-CODE: AWT; FROM: 2002	KT 1232
				W-P; CAM	MTR-CODE: AWT; FROM: 2002	KT 1233
				W-P; CAM	MTR-CODE: AWT; UNTIL: 2001	KT 1230
				W-P; CAM	MTR-CODE: AWT; UNTIL: 2001	KT 1231
				W-P; CAM	FROM: 06.01; MTR-CODE: AWT; OPT	KT 1232 W1
				W-P; CAM	MTR-CODE: AWT; OPT	KT 1233 W1
1.8 T quattro						
1781 ccm	110 kW	AEB;ANB;APU;ARK;AWT	12.97 - 01.05	W-P		AVX 11 x 528
				AC-C		4 PK 855
				ALT		5 PK 1300
				CAM	FOR: THERMO	ZRK 1223
				TENS-PUL	MTR-CODE: AEB;ANB;APU;ARK; FOR: HYDRO	ZRK 1224
				W-P; CAM	MTR-CODE: AWT	ZRK 1220
				CAM	FROM CHA-NO.: 4B-X-140001; MTR-CODE: AEB;ANB;APU;ARK	KT 1206
				CAM	MTR-CODE: AEB;ANB;APU;ARK	KT 1205
				CAM	MTR-CODE: AEB;ANB;APU;ARK	KT 1357
				W-P; CAM	MTR-CODE: AWT; FROM: 2002	KT 1232
				W-P; CAM	MTR-CODE: AWT; FROM: 2002	KT 1233
				W-P; CAM	MTR-CODE: AWT; UNTIL: 2001	KT 1230
				W-P; CAM	MTR-CODE: AWT; UNTIL: 2001	KT 1231
				W-P; CAM	FROM: 06.01; MTR-CODE: AWT; OPT	KT 1232 W1
				W-P; CAM	MTR-CODE: AWT; OPT	KT 1231 W1
				W-P; CAM	MTR-CODE: AWT; OPT	KT 1233 W1
1.8 T						
1781 ccm	132 kW	AJL	04.99 - 01.05	AC-C		4 PK 855
				ALT		5 PK 1300
				CAM		ZRK 1224
				CAM		KT 1205
				CAM		KT 1357
				CAM	FROM CHA-NO.: 4B-X-140001	KT 1206
1.8 T quattro						
1781 ccm	132 kW	AJL	12.97 - 01.05	AC-C		4 PK 855
				ALT		5 PK 1300
				CAM		ZRK 1224
				CAM		KT 1205
				CAM		KT 1357
				CAM	FROM CHA-NO.: 4B-X-140001	KT 1206
2.0						
1984 ccm	96 kW	ALT	08.01 - 01.05	ALT		6 PK 1590
				CAM		ZRK 1220
				CAM		KT 1232
				CAM		KT 1233
				CAM		KT 1232 W2
				W-P; CAM		KT 1233 W2
2.4						
2393 ccm	100 kW	ALW;ARN;ASM	07.98 - 01.05	ALT	- AC	6 PK 1760



AUDI

A6 Avant (4B, C5)

2.4

2393 ccm	100 kW	ALW;ARN;ASM	07.98 - 01.05	ALT	+ AC	6 PK 1880
				CAM		ZRK 1229
				CAM		KT 1303
				CAM		KT 1304
				CAM		KT 1304 W1

2.4

2393 ccm	115 kW	APC	12.97 - 01.05	ALT	FROM: 04.98; - AC	6 PK 1760
				ALT	FROM: 04.98; + AC	6 PK 1880
				CAM		ZRK 1229
				CAM		KT 1303
				CAM		KT 1304
				CAM		KT 1304 W1

2.4 quattro

2393 ccm	115 kW	APC	08.98 - 05.01	ALT	- AC	6 PK 1760
				ALT	+ AC	6 PK 1880

2.4

2393 ccm	120 kW	AJG;AMM;APZ	12.97 - 01.05	ALT	- AC	6 PK 1760
				ALT	+ AC	6 PK 1880
				CAM		ZRK 1229
				CAM		KT 1303
				CAM		KT 1304
				CAM		KT 1304 W1

2.4 quattro

2393 ccm	120 kW	AJG;APZ	12.97 - 01.05	ALT	- AC	6 PK 1760
				ALT	+ AC	6 PK 1880
				CAM		ZRK 1229
				CAM		KT 1303
				CAM		KT 1304
				CAM		KT 1304 W1

2.4

2393 ccm	121 kW	AGA;ALF;AML;APS;ARJ	12.97 - 01.05	ALT	- AC	6 PK 1760
				ALT	+ AC	6 PK 1880
				CAM		ZRK 1229
				CAM		KT 1303
				CAM		KT 1304
				CAM		KT 1304 W1

2.4 quattro

2393 ccm	121 kW	AGA;ALF;AML;APS;ARJ	12.97 - 01.05	ALT	- AC	6 PK 1760
				ALT	+ AC	6 PK 1880
				CAM		ZRK 1229
				CAM		KT 1303
				CAM		KT 1304
				CAM		KT 1304 W1

2.4

2393 ccm	125 kW	BDV	08.01 - 01.05	ALT	- AC	6 PK 1760
				ALT	+ AC	6 PK 1880
				CAM		ZRK 1229
				CAM		KT 1303
				CAM		KT 1304
				CAM		KT 1304 W1

2.4 quattro

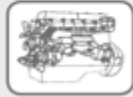
2393 ccm	125 kW	BDV	08.01 - 01.05	ALT	- AC	6 PK 1760
				ALT	+ AC	6 PK 1880
				CAM		ZRK 1229
				CAM		KT 1303
				CAM		KT 1304
				CAM		KT 1304 W1

2.7 T

2671 ccm	169 kW	AJK	02.99 - 01.05	ALT	- AC	6 PK 1740
				ALT	UNTIL: 08.00; + AC	6 PK 1855
				CAM		ZRK 1229
				CAM		KT 1303
				CAM		KT 1304

2.7 T quattro

2671 ccm	169 kW	AJK;AZA	12.97 - 01.05	ALT	FROM: 02.99; - AC	6 PK 1740
----------	--------	---------	---------------	-----	-------------------	-----------



AUDI

A6 Avant (4B, C5)

2.7 T quattro

2671 ccm	169 kW	AJK;AZA	12.97 - 01.05	ALT	FROM: 09.00; UNTIL: 05.01; MTR-CODE: AZA; + AC	6 PK 1855
				ALT	UNTIL: 06.02; MTR-CODE: AJK;ARE; + AC	6 PK 1855
				CAM		ZRK 1229
				CAM		KT 1303
				CAM		KT 1304

2.7 T quattro

2671 ccm	184 kW	ARE;BES	08.01 - 01.05	ALT	FROM: 07.02; UNTIL: 07.04; MTR-CODE: BES; + AC	6 PK 1855
				ALT	UNTIL: 06.02; MTR-CODE: AJK;ARE; + AC	6 PK 1855
				CAM		ZRK 1229
				CAM		KT 1303
				CAM		KT 1304

2.8

2771 ccm	132 kW	AGE	12.97 - 05.00	ALT	- AC	6 PK 1760
				ALT	+ AC	6 PK 1880
				CAM		ZRK 1229
				CAM		KT 1303
				CAM		KT 1304
				CAM		KT 1304 W1

2.8

2771 ccm	140 kW	ATX	07.99 - 01.05	ALT	+ AC	6 PK 1880
				ALT	UNTIL: 05.01; - AC	6 PK 1760
				CAM		ZRK 1229
				CAM		KT 1303
				CAM		KT 1304
				CAM		KT 1304 W1

2.8

2771 ccm	142 kW	ACK;AHA;ALG;AMX;APR;AQD	12.97 - 01.05	ALT	+ AC	6 PK 1880
				ALT	MTR-CODE: ACK; - AC	6 PK 1635
				ALT	UNTIL: 05.01; MTR-CODE: ALG;AMX;APR;AQD; - AC	6 PK 1760
				CAM		ZRK 1229
				CAM	FROM: 1997	KT 1498
				CAM	MTR-CODE: ACK; FROM: 1998	KT 1303
				CAM	MTR-CODE: ACK; FROM: 1998	KT 1304
				CAM	MTR-CODE: ALG;AMX;APR;AQD	KT 1303
				CAM	MTR-CODE: ALG;AMX;APR;AQD	KT 1304
				CAM	MTR-CODE: ALG;AMX;APR;AQD;ACK; FROM: 1998	KT 1304 W1

2.8 quattro

2771 ccm	142 kW	ACK;AHA;ALG;AMX;APR;AQD	12.97 - 01.05	ALT	+ AC	6 PK 1880
				ALT	MTR-CODE: ACK; - AC	6 PK 1635
				ALT	UNTIL: 05.01; MTR-CODE: AMX;AQD; - AC	6 PK 1760
				CAM		ZRK 1229
				CAM	FROM: 1997	KT 1498
				CAM	MTR-CODE: ACK; FROM: 1998	KT 1303
				CAM	MTR-CODE: ACK; FROM: 1998	KT 1304
				CAM	MTR-CODE: ALG;AMX;APR;AQD	KT 1303
				CAM	MTR-CODE: ALG;AMX;APR;AQD	KT 1304
				CAM	MTR-CODE: ALG;AMX;APR;AQD;ACK; FROM: 1998	KT 1304 W1

3.0


2976 ccm	162 kW	ASN	08.01 - 01.05	ALT	FROM CHA-NO.: 4F-5-000001	6 PK 1920
				ALT	UNTIL CHA-NO.: 4F-5-000000	6 PK 1880
				CAM		ZRK 1433
				CAM		KT 1429
				CAM		KT 1439

3.0 quattro

2976 ccm	162 kW	ASN	08.01 - 01.05	ALT		6 PK 1880
				CAM		ZRK 1433
				CAM		KT 1429
				CAM		KT 1439

3.7

3697 ccm	191 kW	AQG	03.99 - 01.05	W-P	MTR-CODE: AKC;AQG	ZRK 1229
				CAM	FROM CHA-NO.: 4D-Y-016501; MTR-CODE: AKC;AQG	KT 1372



AUDI

A6 Avant (4B, C5)

3.7 quattro

3697 ccm	191 kW	AQG	03.99 - 01.05	W-P	MTR-CODE: AKC;AQG	ZRK 1229
----------	--------	-----	---------------	-----	-------------------	----------

4.2 quattro

4172 ccm	220 kW	ARS;ASG;AWN	11.98 - 01.05	W-P	MTR-CODE: ARS;ASG	ZRK 1229
----------	--------	-------------	---------------	-----	-------------------	----------

S6 quattro

4172 ccm	250 kW	ANK;AQJ	09.99 - 01.05	ALT	MTR-CODE: ANK;AQJ	6 PK 2680
				W-P	MTR-CODE: ANK;AQJ	ZRK 1229

RS6 quattro

4172 ccm	331 kW	BCY	07.02 - 01.05	ALT		6 PK 2680
				W-P; CAM		ZRK 1229

RS6 plus quattro

4172 ccm	353 kW	BRV	04.04 - 01.05	ALT		6 PK 2680
				W-P; CAM		ZRK 1229

1.9 TDI

1896 ccm	81 kW	AFN	02.98 - 04.01	AC-C		4 PK 855
				ALT		5 PK 1590
				CAM		ZRK 1290
				CAM		KT 1358

1.9 TDI

1896 ccm	85 kW	AJM	07.00 - 01.05	AC-C	FROM: 11.00	4 PK 855
				ALT	FROM: 11.00	5 PK 1435
				CAM		ZRK 1338
				CAM		KT 1235
				CAM		KT 1248
				W-P; CAM		KT 1235 W1

1.9 TDI

1896 ccm	96 kW	AVF;AWX	08.01 - 01.05	AC-C		4 PK 841
				ALT		5 PK 1435
				W-P	MTR-CODE: AVF;AWX	ZRK 1338
				CAM	FROM CHA-NO.: 4B-2-120001; MTR-CODE: AVF;AWX	KT 1237
				CAM	UNTIL CHA-NO.: 4B-2-120000; MTR-CODE: AVF;AWX	KT 1236
				CAM	UNTIL CHA-NO.: 4B-2-120000; MTR-CODE: AVF;AWX	KT 1238
				W-P	FROM CHA-NO.: 4B-2-120001; UNTIL CHA-NO.: 4B-2-125000; MTR-CODE: AVF;AWX	KT 1237 W1
				W-P; CAM	FROM CHA-NO.: 4B-2-125001; MTR-CODE: AVF;AWX	KT 1237 W3
				W-P; CAM	UNTIL CHA-NO.: 4B-2-120000	KT 1236 W1

2.5 TDI

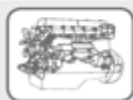
2496 ccm	110 kW	AFB;AKN	12.97 - 01.05	AC-C		4 PK 1237
				ALT		6 PK 2404
				CAM		ZRK 1336
				CAM		ZRK 1464
				INJ-P		ZRK 1331
				CAM		KT 1246
				CAM		KT 1441
				CAM		KT 1444
				CAM; INJ-P		KT 1460
				CAM	MTR-CODE: AKN; FROM CHA-NO.: 4B-X-037 001	KT 1441 W1

2.5 TDI quattro

2496 ccm	110 kW	AFB;AKN	12.97 - 01.05	AC-C		4 PK 1237
				ALT		6 PK 2404
				CAM		ZRK 1336
				CAM		ZRK 1464
				INJ-P		ZRK 1331
				CAM		KT 1246
				CAM		KT 1441
				CAM		KT 1444
				CAM; INJ-P		KT 1460
				CAM	MTR-CODE: AKN; FROM CHA-NO.: 4B-X-037 001	KT 1441 W1

2.5 TDI

2496 ccm	114 kW	AYM	08.01 - 01.05	AC-C		4 PK 1218
				ALT		6 PK 2404
				CAM		ZRK 1464
				INJ-P		ZRK 1331
				CAM		KT 1246



AUDI

A6 Avant (4B, C5)

2.5 TDI

2496 ccm	114 kW	AYM	08.01 - 01.05	CAM		KT 1441
				CAM		KT 1444
				CAM; INJ-P		KT 1460
				INJ-P	FROM CHA-NO.: 4B-Y-050001; MOD: 4B5	KT 1393
				CAM		KT 1441 W1

2.5 TDI

2496 ccm	120 kW	BCZ;BDG;BFC	07.02 - 01.05	AC-C		4 PK 1218
				ALT		6 PK 2404
				CAM		ZRK 1464
				INJ-P		ZRK 1331
				CAM		KT 1246
				CAM		KT 1441
				CAM		KT 1444
				CAM; INJ-P		KT 1460
				INJ-P	MTR-CODE: BCZ;BDG;BDH;BFC; MOD: 4B5	KT 1393
				CAM		KT 1441 W1

2.5 TDI

2496 ccm	132 kW	AKE;BAU;BDH	02.00 - 01.05	AC-C		4 PK 1218
				ALT		6 PK 2404
				CAM	FROM CHA-NO.: 4B-Y-050001; MTR-CODE: AKE	ZRK 1464
				CAM	MTR-CODE: BAU;BDH	ZRK 1464
				CAM	UNTIL CHA-NO.: 4B-Y-050000; MTR-CODE: AKE	ZRK 1336
				INJ-P	MTR-CODE: AKE;BAU;BDH	ZRK 1331
				CAM	FROM CHA-NO.: 4B-Y-050001; MTR-CODE: AKE	KT 1441
				CAM	FROM CHA-NO.: 4B-Y-050001; MTR-CODE: AKE; MOD: 4B5	KT 1393
				CAM	MTR-CODE: AKE; FROM CHA-NO.: 4B-Y-050 001	KT 1444
				CAM	MTR-CODE: AKE;BAU;BDH	KT 1246
				CAM	MTR-CODE: BAU;BDH	KT 1441
				CAM	MTR-CODE: BAU;BDH	KT 1444
				CAM; INJ-P		KT 1460
				CAM	MTR-CODE: AKE; FROM CHA-NO.: 4B-Y-050 001	KT 1441 W1

2.5 TDI quattro

2496 ccm	132 kW	AKE;BAU;BDH	02.00 - 01.05	AC-C	FROM: 2002	4 PK 1218
				AC-C	UNTIL: 2002	4 PK 1237
				ALT		6 PK 2404
				CAM	FROM CHA-NO.: 4B-Y-050001; MTR-CODE: AKE	ZRK 1464
				CAM	MTR-CODE: BAU;BDH	ZRK 1464
				CAM	UNTIL CHA-NO.: 4B-Y-050000; MTR-CODE: AKE	ZRK 1336
				INJ-P	MTR-CODE: AKE;BAU;BDH	ZRK 1331
				CAM	FROM CHA-NO.: 4B-Y-050001; MTR-CODE: AKE	KT 1441
				CAM	FROM CHA-NO.: 4B-Y-050001; MTR-CODE: AKE; MOD: 4B5	KT 1393
				CAM	MTR-CODE: AKE; FROM CHA-NO.: 4B-Y-050 001	KT 1444
				CAM	MTR-CODE: AKE;BAU;BDH	KT 1246
				CAM	MTR-CODE: BAU;BDH	KT 1441
				CAM	MTR-CODE: BAU;BDH	KT 1444
				CAM; INJ-P		KT 1460
				CAM	MTR-CODE: AKE; FROM CHA-NO.: 4B-Y-050 001	KT 1441 W1

ALLROAD (4BH, C5)

2.7 T quattro

2671 ccm	184 kW	ARE;BES	05.00 - 08.05	ALT	- AC	6 PK 1740
				ALT	+ AC	6 PK 1855
				CAM		ZRK 1229
				CAM		KT 1303
				CAM		KT 1304

4.2 V8 quattro

4163 ccm	220 kW	BAS	07.02 - 08.05	ALT	FROM: 04.03	5 PK 1110
----------	--------	-----	---------------	-----	-------------	-----------

2.5 TDI quattro

2496 ccm	120 kW	BCZ	05.03 - 08.05	AC-C		4 PK 1237
				ALT		6 PK 2404
				CAM		ZRK 1464
				INJ-P		ZRK 1331
				CAM		KT 1246
				CAM		KT 1441
				CAM		KT 1444



AUDI

ALLROAD (4BH, C5)

2.5 TDI quattro

2496 ccm	120 kW	BCZ	05.03 - 08.05	CAM; INJ-P INJ-P; CAM CAM	MOD: 4BH	KT 1460 KT 1393 KT 1441 W1
----------	--------	-----	---------------	---------------------------------	----------	----------------------------------

2.7 quattro

2671 ccm	187 kW	APB;BEL	09.00 - 08.05	CAM CAM CAM		ZRK 1229 KT 1303 KT 1304
----------	--------	---------	---------------	-------------------	--	--------------------------------

2.5 TDI quattro

2496 ccm	132 kW	AKE;BAU	05.00 - 08.05	AC-C ALT CAM INJ-P CAM CAM CAM CAM; INJ-P INJ-P CAM	MTR-CODE: AKE;BAU; MOD: 4BH	4 PK 1237 6 PK 2404 ZRK 1464 ZRK 1331 KT 1246 KT 1441 KT 1444 KT 1460 KT 1393 KT 1441 W1
----------	--------	---------	---------------	--	-----------------------------	---

A6 (4F2, C6)

2.0 TFSI

1984 ccm	125 kW	BPJ;BYK	06.05 - 03.11	ALT W-P W-P W-P; CAM	MTR-CODE: BPJ;BYK MTR-CODE: BPJ;BYK	6 PK 1570 ZRK 1443 KT 1432 KT 1432 W1
----------	--------	---------	---------------	-------------------------------	--	--

2.4

2393 ccm	130 kW	BDW	05.04 - 10.08	ALT		6 PK 2415
----------	--------	-----	---------------	-----	--	-----------

2.4 quattro

2393 ccm	130 kW	BDW	01.05 - 10.08	ALT		6 PK 2415
----------	--------	-----	---------------	-----	--	-----------

2.8 FSI

2773 ccm	140 kW	CCDA	10.08 - 03.11	ALT		6 PK 2415
----------	--------	------	---------------	-----	--	-----------

2.8 FSI quattro

2773 ccm	140 kW	CCDA	10.08 - 03.11	ALT		6 PK 2415
----------	--------	------	---------------	-----	--	-----------

2.8 FSI

2773 ccm	154 kW	BDX	11.06 - 10.08	ALT		6 PK 2415
----------	--------	-----	---------------	-----	--	-----------

2.8 FSI quattro

2773 ccm	154 kW	BDX	06.07 - 10.08	ALT		6 PK 2415
----------	--------	-----	---------------	-----	--	-----------

2.8 FSI

2773 ccm	162 kW	CCEA	10.08 - 03.11	ALT		6 PK 2415
----------	--------	------	---------------	-----	--	-----------

2.8 FSI quattro

2773 ccm	162 kW	CCEA	10.08 - 03.11	ALT		6 PK 2415
----------	--------	------	---------------	-----	--	-----------

3.0

2976 ccm	160 kW	BBJ	08.04 - 05.06	ALT ALT CAM CAM CAM	FROM CHA-NO.: 4F-5-000001 UNTIL CHA-NO.: 4F-5-000000	6 PK 1920 6 PK 1880 ZRK 1433 KT 1429 KT 1439
----------	--------	-----	---------------	---------------------------------	---	--

3.0 quattro

2976 ccm	160 kW	BBJ	05.04 - 05.06	ALT ALT CAM CAM CAM	FROM CHA-NO.: 4F-5-000001 UNTIL CHA-NO.: 4F-5-000000	6 PK 1920 6 PK 1880 ZRK 1433 KT 1429 KT 1439
----------	--------	-----	---------------	---------------------------------	---	--

3.0 TFSI quattro

2995 ccm	213 kW	CAJA	10.08 - 03.11	ALT		6 PK 2460
----------	--------	------	---------------	-----	--	-----------

3.2 FSI quattro

3123 ccm	183 kW	BYU	09.06 - 10.08	ALT		6 PK 2415
----------	--------	-----	---------------	-----	--	-----------

3.2 FSI

3123 ccm	188 kW	AUK;BKH	05.04 - 05.09	ALT		6 PK 2415
----------	--------	---------	---------------	-----	--	-----------

3.2 FSI quattro

3123 ccm	188 kW	AUK;BKH	05.04 - 10.08	ALT		6 PK 2415
----------	--------	---------	---------------	-----	--	-----------

4.2 quattro

4163 ccm	246 kW	BAT	05.04 - 05.06	ALT		5 PK 1104
----------	--------	-----	---------------	-----	--	-----------

4.2 FSI quattro

4163 ccm	257 kW	BVJ	06.06 - 03.11	ALT		5 PK 1130
----------	--------	-----	---------------	-----	--	-----------



AUDI

A6 (4F2, C6)

RS6 quattro

4991 ccm 426 kW BUH 09.08 - 08.10 ALT 5 PK 950

S6 quattro

5204 ccm 320 kW BXA 03.06 - 03.11 ALT 5 PK 1130

2.0 TDI

1968 ccm 89 kW BVG 09.05 - 06.06 ALT 6 PK 1610
W-P; CAM ZRK 1468
W-P; CAM KT 1403
W-P; CAM KT 1403 W1

2.0 TDI

1968 ccm 100 kW BNA;BRF;CAGB 07.04 - 03.11 ALT MTR-CODE: BNA;BRF 6 PK 1610
ALT MTR-CODE: CAGB 6 PK 1580
CAM MTR-CODE: BNA;BRF ZRK 1468
CAM MTR-CODE: CAGA;CAGB ZRK 1544
CAM MTR-CODE: BNA;BRF KT 1403
CAM MTR-CODE: CAGA;CAGB KT 1420
CAM MTR-CODE: BNA;BRF KT 1403 W1
CAM MTR-CODE: CAGB/F KT 1420 W1

2.0 TDI

1968 ccm 103 kW BLB;BRE 07.04 - 10.08 ALT 6 PK 1610
W-P MTR-CODE: BLB;BRE ZRK 1468
W-P MTR-CODE: BLB;BRE KT 1403
W-P MTR-CODE: BLB;BRE KT 1403 W1

2.0 TDI

1968 ccm 120 kW CAHB 04.09 - 03.11 ALT 6 PK 1580
CAM MTR-CODE: CAHA;CAHB ZRK 1544
CAM MTR-CODE: CAHA;CAHB KT 1420
CAM MTR-CODE: CAHA/F KT 1420 W1

2.0 TDI

1968 ccm 125 kW CAHA 11.08 - 03.11 ALT 6 PK 1580
CAM MTR-CODE: CAHA;CAHB ZRK 1544
CAM MTR-CODE: CAHA;CAHB KT 1420
CAM MTR-CODE: CAHA/F KT 1420 W1

2.7 TDI

2698 ccm 120 kW BSG;CANB 11.04 - 03.11 ALT FROM CHA-NO.: 4F-5-140001; UNTIL CHA-NO.: 4F-6-172453; MTR-CODE: BSG; MOD: Sedan 6 PK 2490
ALT FROM CHA-NO.: 4F-6-017400; UNTIL CHA-NO.: 4F-6-172453; MTR-CODE: BSG; MOD: Avant 6 PK 2490
ALT FROM CHA-NO.: 4F-6-172453; UNTIL CHA-NO.: 4F-7-029698; MTR-CODE: BSG; + AUTO-TM 6 PK 2490
ALT FROM CHA-NO.: 4F-6-172453; UNTIL CHA-NO.: 4F-7-029698; MTR-CODE: BSG; + MAN-TM 6 PK 2460
ALT FROM CHA-NO.: 4F-7-029699; MTR-CODE: BSG 6 PK 2460
ALT MTR-CODE: CANB 6 PK 2500
ALT UNTIL CHA-NO.: 4F-5-140000; MTR-CODE: BSG; MOD: Sedan 6 PK 2460
ALT UNTIL CHA-NO.: 4F-6-017400; MTR-CODE: BSG; MOD: Avant 6 PK 2460
INJ-P MTR-CODE: BSG ZRK 1581
INJ-P MTR-CODE: CANB, CAND ZRK 1731
INJ-P MTR-CODE: BSG KT 1507

2.7 TDI quattro

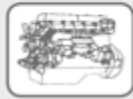
2698 ccm 120 kW BSG;CAND 06.05 - 03.11 ALT FROM CHA-NO.: 4F-5-140001; UNTIL CHA-NO.: 4F-6-172453; MTR-CODE: BSG; MOD: Sedan 6 PK 2490
ALT FROM CHA-NO.: 4F-6-017400; UNTIL CHA-NO.: 4F-6-172453; MTR-CODE: BSG; MOD: Avant 6 PK 2490
ALT FROM CHA-NO.: 4F-6-172453; UNTIL CHA-NO.: 4F-7-029698; MTR-CODE: BSG; + AUTO-TM 6 PK 2490
ALT FROM CHA-NO.: 4F-6-172453; UNTIL CHA-NO.: 4F-7-029698; MTR-CODE: BSG; + MAN-TM 6 PK 2460
ALT FROM CHA-NO.: 4F-7-029699; MTR-CODE: BSG 6 PK 2460
ALT MTR-CODE: CAND 6 PK 2500
ALT UNTIL CHA-NO.: 4F-5-140000; MTR-CODE: BSG; MOD: Sedan 6 PK 2460
ALT UNTIL CHA-NO.: 4F-6-017400; MTR-CODE: BSG; MOD: Avant 6 PK 2460
INJ-P MTR-CODE: BSG ZRK 1581
INJ-P MTR-CODE: CANB, CAND ZRK 1731
INJ-P MTR-CODE: BSG KT 1507



AUDI

A6 (4F2, C6)

2.7 TDI						
2698 ccm	132 kW	BPP	11.04 - 10.08	ALT	FROM CHA-NO.: 4F-5-140001; UNTIL CHA-NO.: 4F-6-172453; MOD: Sedan	6 PK 2490
				ALT	FROM CHA-NO.: 4F-6-017400; UNTIL CHA-NO.: 4F-6-172453; MOD: Avant	6 PK 2490
				ALT	FROM CHA-NO.: 4F-6-172453; UNTIL CHA-NO.: 4F-7-029698; + AUTO-TM	6 PK 2490
				ALT	FROM CHA-NO.: 4F-6-172453; UNTIL CHA-NO.: 4F-7-029698; + MAN-TM	6 PK 2460
				ALT	FROM CHA-NO.: 4F-7-029699	6 PK 2460
				ALT	UNTIL CHA-NO.: 4F-5-140000; MOD: Sedan	6 PK 2460
				ALT	UNTIL CHA-NO.: 4F-6-017400; MOD: Avant	6 PK 2460
				CAM		ZRK 1581
				INJ-P		KT 1507
2.7 TDI quattro						
2698 ccm	132 kW	BPP	11.04 - 10.08	ALT	FROM: 03.05; FROM CHA-NO.: 4F-5-140001; UNTIL CHA-NO.: 4F-6-172453; MOD: Sedan	6 PK 2490
				ALT	FROM: 03.05; FROM CHA-NO.: 4F-6-017400; UNTIL CHA-NO.: 4F-6-172453; MOD: Avant	6 PK 2490
				ALT	FROM: 03.05; FROM CHA-NO.: 4F-6-172453; UNTIL CHA-NO.: 4F-7-029698; + AUTO-TM	6 PK 2490
				ALT	FROM: 03.05; FROM CHA-NO.: 4F-6-172453; UNTIL CHA-NO.: 4F-7-029698; + MAN-TM	6 PK 2460
				ALT	FROM: 03.05; FROM CHA-NO.: 4F-7-029699	6 PK 2460
				ALT	FROM: 03.05; UNTIL CHA-NO.: 4F-5-140000; MOD: Sedan	6 PK 2460
				ALT	FROM: 03.05; UNTIL CHA-NO.: 4F-6-017400; MOD: Avant	6 PK 2460
				INJ-P		ZRK 1581
				INJ-P		KT 1507
2.7 TDI						
2698 ccm	140 kW	CANA	10.08 - 03.11	ALT		6 PK 2500
				INJ-P		ZRK 1731
2.7 TDI quattro						
2698 ccm	140 kW	CANC	10.08 - 03.11	INJ-P		ZRK 1731
3.0 TDI quattro						
2967 ccm	155 kW	BNG;CDYB	05.04 - 03.11	ALT	FROM CHA-NO.: 4F-6-100001; UNTIL CHA-NO.: 4F-6-172453; MTR-CODE: BNG	6 PK 2490
				ALT	FROM CHA-NO.: 4F-6-172454; UNTIL CHA-NO.: 4F-7-029698; MTR-CODE: BNG; + AUTO-TM	6 PK 2490
				ALT	FROM CHA-NO.: 4F-6-172454; UNTIL CHA-NO.: 4F-7-029698; MTR-CODE: BNG; + MAN-TM	6 PK 2460
				ALT	FROM CHA-NO.: 4F-7-029699; MTR-CODE: BNG	6 PK 2460
				ALT	MTR-CODE: CDYB	6 PK 2500
				ALT	UNTIL CHA-NO.: 4F-6-100000; MTR-CODE: BNG	6 PK 2460
				INJ-P		ZRK 1581
				INJ-P		KT 1507
3.0 TDI quattro						
2967 ccm	165 kW	BMK	05.04 - 05.06	ALT	FROM CHA-NO.: 4F-6-100001; UNTIL CHA-NO.: 4F-6-172453	6 PK 2490
				ALT	FROM CHA-NO.: 4F-6-172454; UNTIL CHA-NO.: 4F-7-029698; + AUTO-TM	6 PK 2490
				ALT	FROM CHA-NO.: 4F-6-172454; UNTIL CHA-NO.: 4F-7-029698; + MAN-TM	6 PK 2460
				ALT	FROM CHA-NO.: 4F-7-029699	6 PK 2460
				ALT	UNTIL CHA-NO.: 4F-6-100000	6 PK 2460
				INJ-P		ZRK 1581
				INJ-P		KT 1507
3.0 TDI						
2967 ccm	171 kW	ASB	06.06 - 03.11	ALT	FROM CHA-NO.: 4F-6-100001; UNTIL CHA-NO.: 4F-6-172453	6 PK 2490
				ALT	FROM CHA-NO.: 4F-6-172454; UNTIL CHA-NO.: 4F-7-029698; + AUTO-TM	6 PK 2490
				ALT	FROM CHA-NO.: 4F-6-172454; UNTIL CHA-NO.: 4F-7-029698; + MAN-TM	6 PK 2460
				ALT	FROM CHA-NO.: 4F-7-029699	6 PK 2460
				ALT	UNTIL CHA-NO.: 4F-6-100000	6 PK 2460
3.0 TDI quattro						
2967 ccm	171 kW	ASB	06.06 - 10.08	ALT	FROM CHA-NO.: 4F-6-100001; UNTIL CHA-NO.: 4F-6-172453	6 PK 2490



AUDI

A6 (4F2, C6)

3.0 TDI quattro

2967 ccm	171 kW	ASB	06.06 - 10.08	ALT	FROM CHA-NO.: 4F-6-172454; UNTIL CHA-NO.: 4F-7-029698; + AUTO-TM	6 PK 2490
				ALT	FROM CHA-NO.: 4F-6-172454; UNTIL CHA-NO.: 4F-7-029698; + MAN-TM	6 PK 2460
				ALT	FROM CHA-NO.: 4F-7-029699	6 PK 2460
				INJ-P	UNTIL CHA-NO.: 4F-6-100000	6 PK 2460
				INJ-P		ZRK 1581
						KT 1507

3.0 TDI quattro

2967 ccm	176 kW	CDYA;CDYC	10.08 - 03.11	ALT		6 PK 2500
				INJ-P		ZRK 1731

A6 Avant (4F5, C6)

2.0 TFSI

1984 ccm	125 kW	BPJ	06.05 - 08.11	ALT		6 PK 1570
				W-P	MTR-CODE: BPJ;BYK	ZRK 1443
				W-P	MTR-CODE: BPJ;BYK	KT 1432
				W-P; CAM		KT 1432 W1

2.4

2393 ccm	130 kW	BDW	03.05 - 10.08	ALT		6 PK 2415
----------	--------	-----	---------------	-----	--	-----------

2.4 quattro

2393 ccm	130 kW	BDW	03.05 - 10.08	ALT		6 PK 2415
----------	--------	-----	---------------	-----	--	-----------

2.8 FSI

2773 ccm	140 kW	CCDA	10.08 - 08.11	ALT		6 PK 2415
----------	--------	------	---------------	-----	--	-----------

2.8 FSI quattro

2773 ccm	140 kW	CCDA	10.08 - 08.11	ALT		6 PK 2415
----------	--------	------	---------------	-----	--	-----------

2.8 FSI

2773 ccm	154 kW	BDX	11.06 - 10.08	ALT		6 PK 2415
----------	--------	-----	---------------	-----	--	-----------

2.8 FSI quattro

2773 ccm	154 kW	BDX	06.07 - 10.08	ALT		6 PK 2415
----------	--------	-----	---------------	-----	--	-----------

2.8 FSI

2773 ccm	162 kW	CCEA	10.08 - 08.11	ALT		6 PK 2415
----------	--------	------	---------------	-----	--	-----------

2.8 FSI quattro

2773 ccm	162 kW	CCEA	10.08 - 08.11	ALT		6 PK 2415
----------	--------	------	---------------	-----	--	-----------

3.0

2976 ccm	160 kW	BBJ	03.05 - 05.06	ALT	FROM CHA-NO.: 4F-5-000001	6 PK 1920
				ALT	UNTIL CHA-NO.: 4F-5-000000	6 PK 1880
				CAM		ZRK 1433
				CAM		KT 1429
				CAM		KT 1439

3.0 quattro

2976 ccm	160 kW	BBJ	03.05 - 05.06	ALT	FROM CHA-NO.: 4F-5-000001	6 PK 1920
				ALT	UNTIL CHA-NO.: 4F-5-000000	6 PK 1880
				CAM		ZRK 1433
				CAM		KT 1429
				CAM		KT 1439

3.0 TFSI quattro

2995 ccm	213 kW	CAJA	10.08 - 08.11	ALT		6 PK 2460
----------	--------	------	---------------	-----	--	-----------

3.2 FSI

3123 ccm	188 kW	AUK	03.05 - 10.08	ALT		6 PK 2415
----------	--------	-----	---------------	-----	--	-----------

3.2 FSI quattro

3123 ccm	188 kW	AUK	03.05 - 10.08	ALT		6 PK 2415
----------	--------	-----	---------------	-----	--	-----------

4.2 quattro

4163 ccm	246 kW	BAT	03.05 - 05.06	ALT		5 PK 1104
----------	--------	-----	---------------	-----	--	-----------

4.2 FSI quattro

4163 ccm	257 kW	BVJ	06.06 - 08.11	ALT		5 PK 1130
----------	--------	-----	---------------	-----	--	-----------

RS6 quattro

4991 ccm	426 kW	BUH	04.08 - 08.10	ALT		5 PK 950
----------	--------	-----	---------------	-----	--	----------

S6 quattro

5204 ccm	320 kW	BXA	03.06 - 08.11	ALT		5 PK 1130
----------	--------	-----	---------------	-----	--	-----------

2.0 TDI

1968 ccm	89 kW	BVG	09.05 - 06.06	ALT		6 PK 1610
				W-P; CAM		ZRK 1468
				W-P; CAM		KT 1403
				W-P; CAM		KT 1403 W1



AUDI

A6 Avant (4F5, C6)

2.0 TDI											
1968 ccm	100 kW	BNA;BRF;CAGB	06.05 - 08.11	ALT	MTR-CODE: BNA;BRF	6 PK 1610					
				ALT	MTR-CODE: CAGB	6 PK 1580					
				CAM	MTR-CODE: BNA;BRF	ZRK 1468					
				CAM	MTR-CODE: CAGA;CAGB	ZRK 1544					
				CAM	MTR-CODE: BNA;BRF	KT 1403					
				CAM	MTR-CODE: CAGA;CAGB	KT 1420					
				CAM	MTR-CODE: BNA;BRF	KT 1403 W1					
				CAM	MTR-CODE: CAGB/F	KT 1420 W1					
2.0 TDI											
1968 ccm	103 kW	BLB;BRE	06.05 - 10.08	ALT		6 PK 1610					
				W-P	MTR-CODE: BLB;BRE	ZRK 1468					
				W-P	MTR-CODE: BLB;BRE	KT 1403					
				W-P	MTR-CODE: BLB;BRE	KT 1403 W1					
2.0 TDI											
1968 ccm	120 kW	CAHB	04.09 - 08.11	ALT		6 PK 1580					
				CAM	MTR-CODE: CAHA;CAHB	ZRK 1544					
				CAM	MTR-CODE: CAHA;CAHB	KT 1420					
				CAM	MTR-CODE: CAHB/F	KT 1420 W1					
2.0 TDI											
1968 ccm	125 kW	CAHA	10.08 - 08.11	ALT		6 PK 1580					
				CAM	MTR-CODE: CAHA;CAHB	ZRK 1544					
				CAM	MTR-CODE: CAHA;CAHB	KT 1420					
				CAM	MTR-CODE: CAHA/F	KT 1420 W1					
2.7 TDI											
2698 ccm	120 kW	BSG;CANB	03.05 - 08.11	ALT	FROM CHA-NO.: 4F-5-140001; UNTIL CHA-NO.: 4F-6-172453; MTR-CODE: BSG; MOD: Sedan	6 PK 2490					
				ALT	FROM CHA-NO.: 4F-6-017400; UNTIL CHA-NO.: 4F-6-172453; MTR-CODE: BSG; MOD: Avant	6 PK 2490					
				ALT	FROM CHA-NO.: 4F-6-172453; UNTIL CHA-NO.: 4F-7-029698; MTR-CODE: BSG; + AUTO-TM	6 PK 2490					
				ALT	FROM CHA-NO.: 4F-6-172453; UNTIL CHA-NO.: 4F-7-029698; MTR-CODE: BSG; + MAN-TM	6 PK 2460					
				ALT	FROM CHA-NO.: 4F-7-029699; MTR-CODE: BSG	6 PK 2460					
				ALT	MTR-CODE: CANB	6 PK 2500					
				ALT	UNTIL CHA-NO.: 4F-5-140000; MTR-CODE: BSG; MOD: Sedan	6 PK 2460					
				ALT	UNTIL CHA-NO.: 4F-6-017400; MTR-CODE: BSG; MOD: Avant	6 PK 2460					
				INJ-P	MTR-CODE: BSG	ZRK 1581					
				INJ-P	MTR-CODE: CANB, CAND	ZRK 1731					
				INJ-P	MTR-CODE: BSG	KT 1507					
				2.7 TDI quattro							
2698 ccm	120 kW	BSG;CAND	06.05 - 08.11	ALT	FROM CHA-NO.: 4F-5-140001; UNTIL CHA-NO.: 4F-6-172453; MTR-CODE: BSG; MOD: Sedan	6 PK 2490					
				ALT	FROM CHA-NO.: 4F-6-017400; UNTIL CHA-NO.: 4F-6-172453; MTR-CODE: BSG; MOD: Avant	6 PK 2490					
				ALT	FROM CHA-NO.: 4F-6-172453; UNTIL CHA-NO.: 4F-7-029698; MTR-CODE: BSG; + AUTO-TM	6 PK 2490					
				ALT	FROM CHA-NO.: 4F-6-172453; UNTIL CHA-NO.: 4F-7-029698; MTR-CODE: BSG; + MAN-TM	6 PK 2460					
				ALT	FROM CHA-NO.: 4F-7-029699; MTR-CODE: BSG	6 PK 2460					
				ALT	MTR-CODE: CAND	6 PK 2500					
				ALT	UNTIL CHA-NO.: 4F-5-140000; MTR-CODE: BSG; MOD: Sedan	6 PK 2460					
				ALT	UNTIL CHA-NO.: 4F-6-017400; MTR-CODE: BSG; MOD: Avant	6 PK 2460					
				INJ-P	MTR-CODE: CANB, CAND	ZRK 1731					
				INJ-P	MTR-CODE: BSG	KT 1507					
				2.7 TDI							
				2698 ccm	132 kW	BPP	03.05 - 10.08	ALT	FROM CHA-NO.: 4F-5-140001; UNTIL CHA-NO.: 4F-6-172453; MOD: Sedan	6 PK 2490	
ALT	FROM CHA-NO.: 4F-6-017400; UNTIL CHA-NO.: 4F-6-172453; MOD: Avant	6 PK 2490									
ALT	FROM CHA-NO.: 4F-6-172453; UNTIL CHA-NO.: 4F-7-029698; + AUTO-TM	6 PK 2490									
ALT	FROM CHA-NO.: 4F-6-172453; UNTIL CHA-NO.: 4F-7-029698; + MAN-TM	6 PK 2460									
ALT	FROM CHA-NO.: 4F-7-029699	6 PK 2460									
ALT	UNTIL CHA-NO.: 4F-5-140000; MOD: Sedan	6 PK 2460									



AUDI

A6 Avant (4F5, C6)

2.7 TDI

2698 ccm	132 kW	BPP	03.05 - 10.08	ALT	UNTIL CHA-NO.: 4F-6-017400; MOD: Avant	6 PK 2460
				INJ-P		ZRK 1581
				INJ-P		KT 1507

2.7 TDI quattro

2698 ccm	132 kW	BPP	03.05 - 10.08	ALT	FROM CHA-NO.: 4F-5-140001; UNTIL CHA-NO.: 4F-6-172453; MOD: Sedan	6 PK 2490
				ALT	FROM CHA-NO.: 4F-6-017400; UNTIL CHA-NO.: 4F-6-172453; MOD: Avant	6 PK 2490
				ALT	FROM CHA-NO.: 4F-6-172453; UNTIL CHA-NO.: 4F-7-029698; + AUTO-TM	6 PK 2490
				ALT	FROM CHA-NO.: 4F-6-172453; UNTIL CHA-NO.: 4F-7-029698; + MAN-TM	6 PK 2460
				ALT	FROM CHA-NO.: 4F-7-029699	6 PK 2460
				ALT	UNTIL CHA-NO.: 4F-5-140000; MOD: Sedan	6 PK 2460
				ALT	UNTIL CHA-NO.: 4F-6-017400; MOD: Avant	6 PK 2460
				INJ-P		ZRK 1581
				INJ-P		KT 1507

2.7 TDI

2698 ccm	140 kW	CANA	10.08 - 08.11	ALT		6 PK 2500
				INJ-P		ZRK 1731

2.7 TDI quattro

2698 ccm	140 kW	CANC	10.08 - 08.11	ALT		6 PK 2500
				INJ-P		ZRK 1731

3.0 TDI quattro

2967 ccm	155 kW	BNG;CDYB	03.05 - 08.11	ALT	FROM CHA-NO.: 4F-6-100001; UNTIL CHA-NO.: 4F-6-172453; MTR-CODE: BNG	6 PK 2490
				ALT	FROM CHA-NO.: 4F-6-172454; UNTIL CHA-NO.: 4F-7-029698; MTR-CODE: BNG; + AUTO-TM	6 PK 2490
				ALT	FROM CHA-NO.: 4F-6-172454; UNTIL CHA-NO.: 4F-7-029698; MTR-CODE: BNG; + MAN-TM	6 PK 2460
				ALT	FROM CHA-NO.: 4F-7-029699; MTR-CODE: BNG	6 PK 2460
				ALT	MTR-CODE: CDYB	6 PK 2500
				ALT	UNTIL CHA-NO.: 4F-6-100000; MTR-CODE: BNG	6 PK 2460
				INJ-P		ZRK 1581
				INJ-P		KT 1507

3.0 TDI quattro

2967 ccm	165 kW	BMK	03.05 - 05.06	ALT	FROM CHA-NO.: 4F-6-100001; UNTIL CHA-NO.: 4F-6-172453	6 PK 2490
				ALT	FROM CHA-NO.: 4F-6-172454; UNTIL CHA-NO.: 4F-7-029698; + AUTO-TM	6 PK 2490
				ALT	FROM CHA-NO.: 4F-6-172454; UNTIL CHA-NO.: 4F-7-029698; + MAN-TM	6 PK 2460
				ALT	FROM CHA-NO.: 4F-7-029699	6 PK 2460
				ALT	UNTIL CHA-NO.: 4F-6-100000	6 PK 2460
				INJ-P		ZRK 1581
				INJ-P		KT 1507

3.0 TDi

2967 ccm	171 kW	ASB	06.06 - 08.11	ALT	FROM CHA-NO.: 4F-6-100001; UNTIL CHA-NO.: 4F-6-172453	6 PK 2490
				ALT	FROM CHA-NO.: 4F-6-172454; UNTIL CHA-NO.: 4F-7-029698; + AUTO-TM	6 PK 2490
				ALT	FROM CHA-NO.: 4F-6-172454; UNTIL CHA-NO.: 4F-7-029698; + MAN-TM	6 PK 2460
				ALT	FROM CHA-NO.: 4F-7-029699	6 PK 2460
				ALT	UNTIL CHA-NO.: 4F-6-100000	6 PK 2460

3.0 TDI quattro

2967 ccm	171 kW	ASB	06.06 - 10.08	ALT	FROM CHA-NO.: 4F-6-100001; UNTIL CHA-NO.: 4F-6-172453	6 PK 2490
				ALT	FROM CHA-NO.: 4F-6-172454; UNTIL CHA-NO.: 4F-7-029698; + AUTO-TM	6 PK 2490
				ALT	FROM CHA-NO.: 4F-6-172454; UNTIL CHA-NO.: 4F-7-029698; + MAN-TM	6 PK 2460
				ALT	FROM CHA-NO.: 4F-7-029699	6 PK 2460
				ALT	UNTIL CHA-NO.: 4F-6-100000	6 PK 2460
				INJ-P		ZRK 1581
				INJ-P		KT 1507

3.0 TDI quattro

2967 ccm	176 kW	CDYA;CDYC	10.08 - 08.11	ALT		6 PK 2500
				INJ-P		ZRK 1731



AUDI

A6 Allroad (4FH, C6)

3.0 TFSI quattro

2995 ccm 213 kW CAJA 10.08 - 08.11 ALT 6 PK 2460

3.2 FSI quattro

3123 ccm 188 kW AUK 05.06 - 10.08 ALT 6 PK 2415

4.2 FSI quattro

4163 ccm 257 kW BVJ 05.06 - 12.10 ALT 5 PK 1130

2.7 TDI quattro

2698 ccm 120 kW BSG;CAND 05.06 - 08.11 ALT FROM CHA-NO.: 4E-7-029699 6 PK 2460
 ALT MTR-CODE: CAND 6 PK 2500
 ALT UNTIL CHA-NO.: 4E-7-029698 6 PK 2490
 INJ-P ZRK 1581
 INJ-P KT 1507

2.7 TDI quattro

2698 ccm 132 kW BPP 05.06 - 10.08 ALT FROM CHA-NO.: 4E-7-029699 6 PK 2460
 ALT UNTIL CHA-NO.: 4E-7-029698 6 PK 2490
 INJ-P ZRK 1581
 INJ-P KT 1507

2.7 TDI quattro

2698 ccm 140 kW CANC 10.08 - 08.11 ALT 6 PK 2500
 INJ-P ZRK 1731

3.0 TDI quattro

2967 ccm 155 kW BNG;CDYB 05.06 - 08.11 ALT FROM CHA-NO.: 4E-7-029699 6 PK 2460
 ALT MTR-CODE: CDYB 6 PK 2500
 ALT UNTIL CHA-NO.: 4E-7-029698 6 PK 2490
 INJ-P ZRK 1581

3.0 TDI quattro

2967 ccm 171 kW ASB 05.06 - 10.08 ALT FROM CHA-NO.: 4E-7-029699 6 PK 2460
 ALT UNTIL CHA-NO.: 4E-7-029698 6 PK 2490
 INJ-P ZRK 1581
 INJ-P KT 1507

3.0 TDI quattro

2967 ccm 176 kW CDYA;CDYC 10.08 - 08.11 ALT 6 PK 2500
 INJ-P ZRK 1731

A6 (4G2, C7)

2.0 TFSI

1984 ccm 132 kW CDNB 05.11 - W-P ZRK 1585

2.0 TFSI

1984 ccm 155 kW CAEB 03.11 - W-P ZRK 1585

2.0 TFSI hybrid

1984 ccm 155 kW CHJA 11.11 - W-P ZRK 1585

2.0 TDI

1968 ccm 100 kW CGLE 01.12 - CAM ZRK 1572

2.0 TDI

1968 ccm 120 kW CGLD 03.11 - CAM ZRK 1572

2.0 TDI

1968 ccm 130 kW CGLC;CMGB 03.11 - CAM ZRK 1572

A6 Avant (4G5, C7)

2.0 TFSI

1984 ccm 132 kW CDNB 06.11 - W-P ZRK 1585

2.0 TDI

1968 ccm 100 kW CGLE 01.12 - CAM ZRK 1572

2.0 TDI

1968 ccm 120 kW CGLD 05.11 - CAM ZRK 1572

2.0 TDI

1968 ccm 130 kW CGLC;CMGB 05.11 - CAM ZRK 1572

A8 (4D2, 4D8)

2.8

2771 ccm 120 kW AEJ 07.95 - 03.96 ALT FROM CHA-NO.: 4D-S-004301; - AC 6 PK 1760
 ALT FROM CHA-NO.: 4D-S-004301; + AC 6 PK 1870
 CAM FROM CHA-NO.: 4D-S-000497 KT 1261
 CAM UNTIL CHA-NO.: 4D-S-000496 KT 1061
 CAM FROM CHA-NO.: 4D-S000 497 KT 1261 W1



AUDI

A8 (4D2, 4D8)

2.8 quattro

2771 ccm	120 kW	AEJ	07.95 - 03.96	ALT	FROM CHA-NO.: 4D-S-004301; - AC	6 PK 1760
				ALT	FROM CHA-NO.: 4D-S-004301; + AC	6 PK 1870
				CAM	FROM CHA-NO.: 4D-S-000497	KT 1261
				CAM	UNTIL CHA-NO.: 4D-S-000496	KT 1061
				CAM	FROM CHA-NO.: 4D-S000 479	KT 1261 W1

2.8

2771 ccm	128 kW	AAH	03.94 - 03.96	ALT	FROM: 01.95; FROM CHA-NO.: 4D-S-004301; - AC	6 PK 1760
				ALT	FROM: 01.95; FROM CHA-NO.: 4D-S-004301; + AC	6 PK 1870
				ALT	FROM: 09.94; UNTIL: 01.95; FROM CHA-NO.: 4D-S-000496; UNTIL CHA-NO.: 4D-S-004300; - AC	6 PK 1635
				ALT	FROM: 09.94; UNTIL: 01.95; FROM CHA-NO.: 4D-S-000496; UNTIL CHA-NO.: 4D-S-004300; + AC	6 PK 1863
				ALT	UNTIL: 09.94; UNTIL CHA-NO.: 4D-S-000495; + AC	6 PK 1900
				ALT	UNTIL: 09.94; UNTIL CHA-NO.: 4D-S-000496; - AC	6 PK 1675
				CAM		ZRK 1279
				CAM	FROM CHA-NO.: 4D-S-000497	KT 1261
				CAM	UNTIL CHA-NO.: 4D-S-000496	KT 1061
				CAM	FROM CHA-NO.: 4D-S-000 497	KT 1261 W1

2.8 quattro

2771 ccm	128 kW	AAH	03.94 - 03.96	ALT	FROM: 01.95; FROM CHA-NO.: 4D-S-004301; - AC	6 PK 1760
				ALT	FROM: 01.95; FROM CHA-NO.: 4D-S-004301; + AC	6 PK 1870
				ALT	FROM: 09.94; UNTIL: 01.95; FROM CHA-NO.: 4D-S-000496; UNTIL CHA-NO.: 4D-S-004300; - AC	6 PK 1635
				ALT	FROM: 09.94; UNTIL: 01.95; FROM CHA-NO.: 4D-S-000496; UNTIL CHA-NO.: 4D-S-004300; + AC	6 PK 1863
				ALT	UNTIL: 09.94; UNTIL CHA-NO.: 4D-S-000495; + AC	6 PK 1900
				ALT	UNTIL: 09.94; UNTIL CHA-NO.: 4D-S-000496; - AC	6 PK 1675
				CAM		ZRK 1279
				CAM	FROM CHA-NO.: 4D-S-000497	KT 1261
				CAM	UNTIL CHA-NO.: 4D-S-000496	KT 1061
				CAM	FROM CHA-NO.: 4D-S-000 497	KT 1261 W1

2.8

2771 ccm	142 kW	ACK;ALG;AMX;APR;AQD	04.96 - 09.02	ALT	- AC	6 PK 1760
				ALT	+ AC	6 PK 1880
				CAM		ZRK 1229
				CAM	FROM CHA-NO.: 4D-V-011001; MTR-CODE: ACK;ALG	KT 1303
				CAM	FROM CHA-NO.: 4D-V-011001; MTR-CODE: ACK;ALG	KT 1304
				CAM	MTR-CODE: AMX;APR;AQD	KT 1303
				CAM	MTR-CODE: AMX;APR;AQD	KT 1304
				CAM	UNTIL CHA-NO.: 4D-V-011 000	KT 1498
				CAM	MTR-CODE: ACK;ALG;APR;AMX;AQD; FROM CHA-NO.: 4D-V011 001	KT 1304 W1

2.8 quattro

2771 ccm	142 kW	ACK;AMX;APR;AQD	04.96 - 09.02	ALT	- AC	6 PK 1760
				ALT	+ AC	6 PK 1880
				CAM		ZRK 1229
				CAM	FROM CHA-NO.: 4D-V-011001; MTR-CODE: ACK	KT 1303
				CAM	FROM CHA-NO.: 4D-V-011001; MTR-CODE: ACK	KT 1304
				CAM	MTR-CODE: AMX;APR;AQD	KT 1303
				CAM	MTR-CODE: AMX;APR;AQD	KT 1304
				CAM	UNTIL CHA-NO.: 4D-V-011000	KT 1498
				CAM	MTR-CODE: ACK;APR;AMX;AQD; FROM CHA-NO.: 4D-V-011 001	KT 1304 W1

3.7

3697 ccm	169 kW	AEW	07.95 - 12.98	ALT		6 PK 2680
				CAM		ZRK 1236

3.7 quattro

3697 ccm	169 kW	AEW;AKJ	07.95 - 11.98	ALT	FROM: 04.97	6 PK 2680
				CAM		ZRK 1236

3.7

3697 ccm	191 kW	AKC;AQG	11.98 - 09.02	W-P	MTR-CODE: AKC;AQG	ZRK 1229
				CAM	FROM CHA-NO.: 4D-Y-016501; MTR-CODE: AKC;AQG	KT 1372

3.7 quattro

3697 ccm	191 kW	AKC;AQG	11.98 - 09.02	W-P	MTR-CODE: AKC;AQG	ZRK 1229
----------	--------	---------	---------------	-----	-------------------	----------



AUDI

A8 (4D2, 4D8)

4.2 quattro

4172 ccm	175 kW	ARU	02.99 - 04.00	W-P; CAM	ZRK 1229
----------	--------	-----	---------------	----------	----------

4.2 quattro

4172 ccm	180 kW	AEM	03.94 - 07.96	ALT CAM	6 PK 2680 ZRK 1236
----------	--------	-----	---------------	------------	-----------------------

4.2 quattro

4172 ccm	210 kW	AGH	07.95 - 09.98	CAM	ZRK 1236
----------	--------	-----	---------------	-----	----------

4.2 quattro

4172 ccm	220 kW	ABZ;AKG	03.94 - 11.98	ALT CAM	6 PK 2680 ZRK 1236
----------	--------	---------	---------------	------------	-----------------------

4.2 quattro

4172 ccm	228 kW	AQF;AUW;AUX	11.98 - 09.02	W-P	MTR-CODE: AQF;AUW ZRK 1229
----------	--------	-------------	---------------	-----	-------------------------------

S 8 quattro

4172 ccm	250 kW	AHC;AKH	07.96 - 06.99	ALT CAM	6 PK 2680 ZRK 1236
----------	--------	---------	---------------	------------	-----------------------

S 8 quattro

4172 ccm	265 kW	AQH;AVP	06.99 - 09.02	ALT W-P	MTR-CODE: AQH;AVP 6 PK 2680 ZRK 1229
----------	--------	---------	---------------	------------	--

2.5 TDI

2496 ccm	110 kW	AFB;AKN	01.97 - 04.00	AC-C	FROM: 06.97	4 PK 1237
				ALT	FROM: 06.97	6 PK 2404
				CAM		ZRK 1336
				CAM		ZRK 1464
				INJ-P		ZRK 1331
				CAM		KT 1246
				CAM		KT 1441
				CAM		KT 1444
				CAM; INJ-P		KT 1460
				CAM	MTR-CODE: AKN; FROM CHA-NO.: 4B-X-037 001	KT 1441 W1

2.5 TDI quattro

2496 ccm	110 kW	AFB;AKN	07.97 - 04.00	AC-C		4 PK 1237
				ALT		6 PK 2404
				CAM		ZRK 1336
				CAM		ZRK 1464
				INJ-P		ZRK 1331
				CAM		KT 1246
				CAM		KT 1441
				CAM		KT 1444
				CAM; INJ-P		KT 1460
				CAM	MTR-CODE: AKN; FROM CHA-NO.: 4D-X-005 501	KT 1441 W1

2.5 TDI

2496 ccm	132 kW	AKE	09.00 - 09.02	AC-C		4 PK 1237
				ALT		6 PK 2404
				CAM		ZRK 1464
				INJ-P		ZRK 1331
				CAM		KT 1246
				CAM		KT 1441
				CAM		KT 1444
				CAM; INJ-P		KT 1460
				INJ-P; CAM	MOD: 4D2	KT 1393
				CAM		KT 1441 W1

2.5 TDI quattro

2496 ccm	132 kW	AKE	09.00 - 09.02	AC-C		4 PK 1237
				ALT		6 PK 2404
				CAM		ZRK 1464
				INJ-P		ZRK 1331
				CAM		KT 1246
				CAM		KT 1441
				CAM		KT 1444
				CAM; INJ-P		KT 1460
				INJ-P; CAM	MOD: 4D2	KT 1393
				CAM		KT 1441 W1

A8 (4E_)

2.8 FSI

2773 ccm	154 kW	BDX	08.07 - 07.10	ALT	6 PK 2465
----------	--------	-----	---------------	-----	-----------



AUDI

A8 (4E_)

3.0						
2976 ccm	160 kW	BBJ	07.03 - 05.06	ALT CAM CAM CAM	FROM: 11.03	6 PK 1930 ZRK 1433 KT 1429 KT 1439

3.0						
2976 ccm	162 kW	ASN	07.03 - 05.05	ALT CAM CAM CAM		6 PK 1930 ZRK 1433 KT 1429 KT 1439

3.2 FSI						
3123 ccm	191 kW	BPK	06.05 - 07.10	ALT		6 PK 2465

3.2 FSI quattro						
3123 ccm	191 kW	BPK	06.05 - 07.10	ALT		6 PK 2465

3.7 quattro						
3697 ccm	206 kW	BFL	10.02 - 05.06	W-P; CAM		ZRK 1229

4.2 quattro						
4172 ccm	246 kW	BFM	10.02 - 07.10	W-P; CAM		ZRK 1229

4.2 FSI quattro						
4163 ccm	257 kW	BVJ	06.06 - 07.10	ALT		5 PK 1130

S8 quattro						
5204 ccm	331 kW	BSM	06.06 - 07.10	ALT		5 PK 1130

3.0 TDI quattro						
2967 ccm	155 kW	BNG	11.03 - 07.10	ALT ALT ALT INJ-P INJ-P	FROM CHA-NO.: 4E-6-020000 FROM CHA-NO.: 4E-6-020001; UNTIL CHA-NO.: 4E-7-003342 FROM CHA-NO.: 4E-7-003343	6 PK 2460 6 PK 2490 6 PK 2460 ZRK 1581 KT 1507

3.0 TDI quattro						
2967 ccm	171 kW	ASB	08.03 - 07.10	ALT ALT ALT INJ-P INJ-P	FROM: 02.04; FROM CHA-NO.: 4E-6-020000 FROM: 02.04; FROM CHA-NO.: 4E-6-020001; UNTIL CHA-NO.: 4E-7-003342 FROM: 02.04; FROM CHA-NO.: 4E-7-003343	6 PK 2460 6 PK 2490 6 PK 2460 ZRK 1581 KT 1507

4.0 TDI quattro						
3936 ccm	202 kW	ASE	05.03 - 07.05	ALT		6 PK 1625

A8 (4H_)

2.0 TFSI hybrid						
1984 ccm	155 kW	CHJA	02.12 -	W-P		ZRK 1585

4.2 FSI quattro						
4163 ccm	273 kW	CDRA	11.09 -	ALT		5 PK 1110

Q3

2.0 TFSI quattro						
1984 ccm	125 kW	CCZC	06.11 -	W-P		ZRK 1585

2.0 TFSI quattro						
1984 ccm	155 kW	CPSA	06.11 -	W-P		ZRK 1585

2.0 TDI						
1968 ccm	100 kW	CFFA	09.11 -	CAM		ZRK 1572

2.0 TDI						
1968 ccm	103 kW	CFFB	09.11 -	CAM		ZRK 1572

2.0 TDI quattro						
1968 ccm	103 kW	CFFB	01.12 -	CAM		ZRK 1572

2.0 TDI quattro						
1968 ccm	130 kW	CFGC;CLLB	06.11 -	CAM		ZRK 1572

Q5 (8R)

2.0 TFSI quattro						
1984 ccm	132 kW	CDNB;CNCB	08.09 -	ALT W-P		6 PK 1590 ZRK 1585

2.0 TFSI quattro						
1984 ccm	155 kW	CAEB;CDNC;CPMA	11.08 -	ALT W-P		6 PK 1590 ZRK 1585



AUDI

Q5 (8R)

2.0 TFSI hybrid quattro

1984 ccm	155 kW	CHJA	06.11 -	W-P		ZRK 1585
----------	--------	------	---------	-----	--	----------

3.2 FSI quattro

3197 ccm	199 kW	CALB	11.08 -	ALT		6 PK 2404
----------	--------	------	---------	-----	--	-----------

2.0 TDI

1968 ccm	100 kW	CJCB	11.10 -	CAM	MTR-CODE: CJCA;CJCB	ZRK 1572
----------	--------	------	---------	-----	---------------------	----------

2.0 TDI quattro

1968 ccm	100 kW	CAGB;CJCB	08.09 -	ALT		6 PK 1580
				CAM	MTR-CODE: CAGA;CAGB;CAGC	ZRK 1544
				CAM	MTR-CODE: CJCA;CJCB	ZRK 1572
				CAM	MTR-CODE: CAGA;CAGB;CAGC	KT 1420
				CAM	MTR-CODE: CAGB/F	KT 1420 W1

2.0 TDI

1968 ccm	105 kW	CJCA	11.10 -	CAM	MTR-CODE: CJCA;CJCB	ZRK 1572
----------	--------	------	---------	-----	---------------------	----------

2.0 TDI quattro

1968 ccm	105 kW	CAGA;CJCA	08.09 -	ALT		6 PK 1580
				CAM	MTR-CODE: CAGA;CAGB;CAGC	ZRK 1544
				CAM	MTR-CODE: CJCA;CJCB	ZRK 1572
				CAM	MTR-CODE: CAGA;CAGB;CAGC	KT 1420
				CAM		KT 1420 W1

2.0 TDI quattro

1968 ccm	120 kW	CAHB;CGLA;CGLD	11.08 -	ALT		6 PK 1580
				CAM	MTR-CODE: CAHA;CAHB	ZRK 1544
				CAM	MTR-CODE: GGLA;CGLB;CGLC;CGLD	ZRK 1572
				CAM	MTR-CODE: CAHA;CAHB	KT 1420
				CAM	MTR-CODE: CAHB/F	KT 1420 W1

2.0 TDI quattro

1968 ccm	125 kW	CAHA;CGLB;CMGA	11.08 -	ALT		6 PK 1580
				CAM	MTR-CODE: CAHA;CAHB	ZRK 1544
				CAM	MTR-CODE: CGLA;CGLB;CMGA	ZRK 1572
				CAM	MTR-CODE: CAHA;CAHB	KT 1420
				CAM	MTR-CODE: CAHA/F	KT 1420 W1

3.0 TDI quattro

2967 ccm	155 kW	CCWB	11.08 -	ALT		6 PK 2500
				INJ-P		ZRK 1731

3.0 TDI quattro

2967 ccm	176 kW	CCWA	11.08 -	ALT		6 PK 2500
				INJ-P		ZRK 1731

Q7 (4L)

4.2 FSI

4163 ccm	257 kW	BAR	03.06 -	ALT		5 PK 1110
----------	--------	-----	---------	-----	--	-----------

3.0 TDI

2967 ccm	155 kW	BUN;CASB	03.06 -	ALT		6 PK 2490
				INJ-P	MTR-CODE: BUN	ZRK 1581
				INJ-P	MTR-CODE: CASA, CASB	ZRK 1731
				INJ-P	MTR-CODE: BUN	KT 1507

3.0 TDI

2967 ccm	165 kW	CATA	06.09 -	INJ-P		ZRK 1731
----------	--------	------	---------	-------	--	----------

3.0 TDI

2967 ccm	171 kW	BUG	03.06 -	ALT		6 PK 2490
				INJ-P		ZRK 1581
				INJ-P		KT 1507

3.0 TDI

2967 ccm	176 kW	CASA;CCMA;CJGA;CNRB	11.07 -	ALT		6 PK 2475
				INJ-P		ZRK 1731

R8

4.2 FSI quattro

4163 ccm	309 kW	BYH	04.07 -	ALT		5 PK 950
----------	--------	-----	---------	-----	--	----------

5.2 FSI quattro

5204 ccm	386 kW	BUJ;CTYA	04.09 -	ALT		5 PK 970
----------	--------	----------	---------	-----	--	----------

R8 Spyder

5.2 FSI quattro

5204 ccm	386 kW	BUJ;CTYA	02.10 -	ALT		5 PK 970
----------	--------	----------	---------	-----	--	----------



AUDI

TT (8N3)

1.8 T

1781 ccm	110 kW	AUM	09.02 - 06.06	ALT	- AC	6 PK 1125
				ALT	+ AC	6 DPK 1195
				CAM		ZRK 1220
				CAM		KT 1230
				CAM		KT 1231
				W-P; CAM	OPT	KT 1231 W1

1.8 T

1781 ccm	120 kW	BVP	09.05 - 06.06	ALT	- AC	6 PK 1125
				ALT	+ AC	6 DPK 1195
				W-P; CAM		KT 1230 W1
				W-P; CAM	OPT	KT 1231 W1

1.8 T

1781 ccm	132 kW	AJQ;APP;ARY;ATC;AUQ;AWP	10.98 - 06.06	ALT	MTR-CODE: AJQ;APP;ARY;AUQ; - AC	6 PK 1125
				ALT	MTR-CODE: AJQ;APP;ARY;AUQ; + AC	6 DPK 1195
				CAM		ZRK 1220
				CAM	FROM CHA-NO.: 8N-Y-095001	KT 1230
				CAM	FROM CHA-NO.: 8N-Y-095001	KT 1231
				CAM	UNTIL CHA-NO.: 8N-Y-095000	KT 1296
				CAM	UNTIL CHA-NO.: 8N-Y-095000	KT 1301
				W-P; CAM	FROM CHA-NO.: 8N-Y-095 000; OPT	KT 1231 W1
				W-P; CAM	UNTIL CHA-NO.: 8L-Y-125000; OPT	KT 1296 W1

1.8 T quattro

1781 ccm	132 kW	AJQ;ARY;ATC;AWP	10.98 - 06.06	ALT	MTR-CODE: AJQ;ARY;AUQ; - AC	6 PK 1125
				ALT	MTR-CODE: AJQ;ARY;AUQ; + AC	6 DPK 1195
				CAM		ZRK 1220
				CAM	FROM CHA-NO.: 8N-Y-095001	KT 1230
				CAM	FROM CHA-NO.: 8N-Y-095001	KT 1231
				CAM	UNTIL CHA-NO.: 8N-Y-095000	KT 1296
				CAM	UNTIL CHA-NO.: 8N-Y-095000	KT 1301
				W-P; CAM	UNTIL CHA-NO.: 8L-Y-125000; OPT	KT 1296 W1
				W-P; CAM	UNTIL CHA-NO.: 8N-Y-095000	KT 1301 W1
				W-P; CAM	UNTIL CHA-NO.: 8N-Y-095001; OPT	KT 1231 W1

1.8 T

1781 ccm	140 kW	BVR	09.05 - 06.06	ALT	- AC	6 PK 1125
				ALT	+ AC	6 DPK 1195
				W-P; CAM	OPT	KT 1231 W1

1.8 T quattro

1781 ccm	140 kW	BVR	09.05 - 06.06	ALT	- AC	6 PK 1125
				ALT	+ AC	6 DPK 1195
				W-P; CAM		KT 1230 W1
				W-P; CAM	OPT	KT 1231 W1

1.8 T quattro

1781 ccm	165 kW	AMU;APX;BAM	10.98 - 06.06	ALT	MTR-CODE: APX;BAM; - AC	6 PK 1125
				ALT	MTR-CODE: APX;BAM; + AC	6 DPK 1195
				CAM		ZRK 1220
				CAM	FROM CHA-NO.: 8N-Y-095001	KT 1230
				CAM	FROM CHA-NO.: 8N-Y-095001	KT 1231
				CAM	UNTIL CHA-NO.: 8N-Y-095000	KT 1296
				CAM	UNTIL CHA-NO.: 8N-Y-095000	KT 1301
				W-P; CAM	UNTIL CHA-NO.: 8L-Y-125000; OPT	KT 1296 W1
				W-P; CAM	UNTIL CHA-NO.: 8N-Y-095000	KT 1301 W1
				W-P; CAM	UNTIL CHA-NO.: 8N-Y-095001; OPT	KT 1231 W1

1.8 T quattro

1781 ccm	176 kW	BFV	03.05 - 06.06	ALT	- AC	6 PK 1125
				ALT	+ AC	6 DPK 1195
				CAM		ZRK 1220
				CAM		KT 1230
				CAM		KT 1231

3.2 VR6 quattro

3189 ccm	184 kW	BHE;BPF	07.03 - 06.06	ALT		6 DPK 1320
----------	--------	---------	---------------	-----	--	------------

TT Roadster (8N9)

1.8 T

1781 ccm	110 kW	AUM	01.01 - 06.06	ALT	- AC	6 PK 1125
				ALT	+ AC	6 DPK 1195
				CAM		ZRK 1220



AUDI

TT Roadster (8N9)

1.8 T

1781 ccm	110 kW	AUM	01.01 - 06.06	CAM		KT 1230
				CAM		KT 1231
				W-P; CAM		KT 1230 W1
				W-P; CAM	OPT	KT 1231 W1

1.8 T

1781 ccm	120 kW	BVP	09.05 - 06.06	ALT	- AC	6 PK 1125
				ALT	+ AC	6 DPK 1195
				W-P; CAM		KT 1230 W1
				W-P; CAM	OPT	KT 1231 W1

1.8 T

1781 ccm	132 kW	AJQ;APP;ATC;AUQ;AWP	10.99 - 06.06	ALT	MTR-CODE: AJQ;APP;ARY;AUQ; - AC	6 PK 1125
				ALT	MTR-CODE: AJQ;APP;ARY;AUQ; + AC	6 DPK 1195
				CAM		ZRK 1220
				CAM	FROM CHA-NO.: 8N-Y-095001	KT 1230
				CAM	FROM CHA-NO.: 8N-Y-095001	KT 1231
				CAM	UNTIL CHA-NO.: 8N-Y-095000	KT 1296
				CAM	UNTIL CHA-NO.: 8N-Y-095000	KT 1301
				W-P; CAM	UNTIL CHA-NO.: 8N-Y-095000; OPT	KT 1296 W1
				W-P; CAM	UNTIL CHA-NO.: 8N-Y-095000; OPT	KT 1301 W1
				W-P; CAM	UNTIL CHA-NO.: 8N-Y-095001; OPT	KT 1231 W1

1.8 T quattro

1781 ccm	132 kW	AJQ;ARY;ATC;AWP	02.00 - 06.06	ALT	MTR-CODE: AJQ;ARY;AUQ; - AC	6 PK 1125
				ALT	MTR-CODE: AJQ;ARY;AUQ; + AC	6 DPK 1195
				CAM		ZRK 1220
				CAM	FROM CHA-NO.: 8N-Y-095001	KT 1230
				CAM	FROM CHA-NO.: 8N-Y-095001	KT 1231
				CAM	UNTIL CHA-NO.: 8N-Y-095000	KT 1296
				CAM	UNTIL CHA-NO.: 8N-Y-095000	KT 1301
				W-P; CAM	FROM CHA-NO.: 8N-Y-095001	KT 1230 W1
				W-P; CAM	UNTIL CHA-NO.: 8N-Y-095000; OPT	KT 1296 W1
				W-P; CAM	UNTIL CHA-NO.: 8N-Y-095000; OPT	KT 1301 W1
				W-P; CAM	UNTIL CHA-NO.: 8N-Y-095001	KT 1231 W1

1.8 T

1781 ccm	140 kW	BVR	09.05 - 06.06	ALT	- AC	6 PK 1125
				ALT	+ AC	6 DPK 1195
				W-P; CAM	OPT	KT 1231 W1

1.8 T quattro

1781 ccm	140 kW	BVR	09.05 - 06.06	ALT	- AC	6 PK 1125
				ALT	+ AC	6 DPK 1195
				W-P; CAM		KT 1231 W1

1.8 T quattro

1781 ccm	165 kW	AMU;APX;BAM	10.99 - 06.06	ALT	MTR-CODE: APX;BAM; - AC	6 PK 1125
				ALT	MTR-CODE: APX;BAM; + AC	6 DPK 1195
				CAM		ZRK 1220
				CAM	FROM CHA-NO.: 8N-Y-095001	KT 1230
				CAM	FROM CHA-NO.: 8N-Y-095001	KT 1231
				CAM	UNTIL CHA-NO.: 8N-Y-095000	KT 1296
				CAM	UNTIL CHA-NO.: 8N-Y-095000	KT 1301
				W-P; CAM	UNTIL CHA-NO.: 8N-Y-095000	KT 1301 W1
				W-P; CAM	UNTIL CHA-NO.: 8N-Y-095000; OPT	KT 1296 W1
				W-P; CAM	UNTIL CHA-NO.: 8N-Y-095001; OPT	KT 1231 W1

3.2 VR6 quattro

3189 ccm	184 kW	BHE;BPF	07.03 - 06.06	ALT		6 DPK 1320
----------	--------	---------	---------------	-----	--	------------

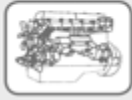
TT (8J3)

1.8 TFSI

1798 ccm	118 kW	CDA	06.08 -	ALT		6 PK 1115
				W-P		ZRK 1585

2.0 TFSI

1984 ccm	147 kW	BPY;BWA;CCTA	08.06 -	ALT	MTR-CODE: BPY;BWA; - AC	6 PK 955
				ALT	MTR-CODE: BPY;BWA; + AC	6 PK 1055
				ALT	MTR-CODE: CCTA;CCZA	6 PK 1115
				W-P	MTR-CODE: BPY;BWA	ZRK 1443
				W-P	MTR-CODE: CCZA;CCTA	ZRK 1585
				W-P	MTR-CODE: BPY;BWA	KT 1432
				W-P; CAM	MTR-CODE: BPY;BWA	KT 1432 W1



AUDI

TT (8J3)

2.0 TFSI quattro

1984 ccm	147 kW	CCZA	06.08 -	ALT			6 PK 1115
				W-P		MTR-CODE: CCZA;CCTA	ZRK 1585

2.0 TFSI

1984 ccm	155 kW	CESA	05.10 -	W-P			ZRK 1585
----------	--------	------	---------	-----	--	--	----------

2.0 TFSI quattro

1984 ccm	155 kW	CESA;CETA	05.10 -	W-P			ZRK 1585
----------	--------	-----------	---------	-----	--	--	----------

2.0 quattro

1984 ccm	195 kW	CDLA;CDMA	05.08 -	ALT	- AC		6 PK 955
				ALT	+ AC		6 PK 1055
				CAM			ZRK 1443

2.0 TFSI quattro

1984 ccm	200 kW	CDLB	05.08 -	ALT	- AC		6 PK 955
				ALT	+ AC		6 PK 1055
				CAM			ZRK 1443

2.5 TFSI quattro

2480 ccm	250 kW	CEPA	07.09 -	AC-C			5 PK 935
				ALT			5 PK 1060

3.2 V6 quattro

3189 ccm	184 kW	BUB	08.06 -	ALT			6 PK 1625
----------	--------	-----	---------	-----	--	--	-----------

2.0 TDI quattro

1968 ccm	125 kW	CBBB;CFGB	06.08 -	ALT	+ AC		6 PK 1070
				CAM			ZRK 1544
				CAM		MTR-CODE: CFGB	ZRK 1572
				CAM			KT 1420
				CAM		MTR-CODE: CBBB/F	KT 1420 W1

TT Roadster (8J9)

1.8 TFSI

1798 ccm	118 kW	CDA	06.08 -	ALT			6 PK 1115
				W-P			ZRK 1585

2.0 TFSI

1984 ccm	147 kW	BPY;BWA;CCTA	03.07 -	ALT		MTR-CODE: BPY;BWA; - AC	6 PK 955
				ALT		MTR-CODE: BPY;BWA; + AC	6 PK 1055
				ALT		MTR-CODE: CCTA;CCZA	6 PK 1115
				W-P		MTR-CODE: BPY;BWA	ZRK 1443
				W-P		MTR-CODE: CCZA;CCTA	ZRK 1585
				W-P		MTR-CODE: BPY;BWA	KT 1432
				W-P; CAM		MTR-CODE: BPY;BWA	KT 1432 W1

2.0 TFSI quattro

1984 ccm	147 kW	CCZA	06.08 -	ALT			6 PK 1115
				W-P		MTR-CODE: CCZA;CCTA	ZRK 1585

2.0 TFSI

1984 ccm	155 kW	CESA	05.10 -	W-P			ZRK 1585
----------	--------	------	---------	-----	--	--	----------

2.0 TFSI quattro

1984 ccm	155 kW	CESA;CETA	05.10 -	W-P			ZRK 1585
----------	--------	-----------	---------	-----	--	--	----------

2.0 quattro

1984 ccm	195 kW	CDLA;CDMA	05.08 -	ALT	- AC		6 PK 955
				ALT	+ AC		6 PK 1055
				CAM			ZRK 1443

2.0 TFSI quattro

1984 ccm	200 kW	CDLB	05.08 -	ALT	- AC		6 PK 955
				ALT	+ AC		6 PK 1055
				CAM			ZRK 1443

2.5 TFSI quattro


2480 ccm	250 kW	CEPA	07.09 -	AC-C			5 PK 935
				ALT			5 PK 1060

3.2 V6 quattro

3189 ccm	184 kW	BUB	03.07 -	ALT			6 PK 1625
----------	--------	-----	---------	-----	--	--	-----------

2.0 TDI quattro

1968 ccm	125 kW	CBBB;CFGB	06.08 -	ALT	+ AC		6 PK 1070
				CAM			ZRK 1544
				CAM		MTR-CODE: CFGB	ZRK 1572
				CAM			KT 1420
				CAM		MTR-CODE: CBBB/F	KT 1420 W1



AUDI

COUPE (89, 8B)

1.8						
1781 ccm	82 kW	DZ	08.89 - 07.91	AC-C		AVX 13 x 800
				ALT		AVX 10 x 950
				PS		AVX 10 x 850
				CAM		ZRK 1056
				CAM		KT 1001
2.0						
1984 ccm	85 kW	AAD;ABK	05.89 - 12.96	AC-C		AVX 13 x 800
				ALT		AVX 10 x 950
				PS		AVX 10 x 850
				ALT	MTR-CODE: ABK	4 PK 855
				CAM		ZRK 1315
				CAM	FROM CHA-NO.: 8B-S-001504	KT 1363
				CAM	UNTIL CHA-NO.: 8B-S-001503	KT 1029
2.0 16 V						
1984 ccm	101 kW	6A	01.92 - 07.92	ALT		4 PK 890
				CAM		ZRK 1232
				CAM		KT 1020
2.0 16 V						
1984 ccm	103 kW	ACE	08.92 - 12.96	AC-C		AVX 13 x 800
				PS		AVX 10 x 888
				ALT		4 PK 890
				CAM		ZRK 1232
				CAM	UNTIL MTR-NO: 017139	KT 1020
2.2 quattro						
2226 ccm	100 kW	KV	11.88 - 07.91	AC-C		AVX 13 x 915
				ALT		AVX 11,2 x 866
				PS		AVX 13 x 992
				CAM	FROM CHA-NO.: 8BM033001	ZRK 1231
				CAM	UNTIL CHA-NO.: 8BM033000	ZRK 1217
				CAM	FROM CHA-NO.: 89-J-394743	KT 1102
				CAM	UNTIL CHA-NO.: 89-J-934742	KT 1093
S2 quattro						
2226 ccm	162 kW	3B	09.90 - 09.92	ALT		AVX 10 x 825
				ALT	FROM CHA-NO.: 8BN015001	AVX 10 x 875
				ALT	UNTIL CHA-NO.: 8BN015000	AVX 10 x 864
				CAM		ZRK 1231
S2 quattro						
2226 ccm	169 kW	ABY	10.92 - 12.96	ALT		AVX 11,2 x 866
				ALT		4 PK 890
				CAM		ZRK 1221
2.3						
2309 ccm	98 kW	NG	03.90 - 12.96	ALT	+ AC	AVX 10 x 850
				ALT	FROM CHA-NO.: 85F090001	AVX 10 x 825
				ALT	UNTIL CHA-NO.: 85F090000	AVX 10 x 800
				ALT	UNTIL: 12.94; FROM CHA-NO.: 8BN015001	AVX 10 x 875
				CAM	FROM CHA-NO.: 8B-M-033001	ZRK 1231
				CAM	UNTIL CHA-NO.: 8B-M-033000	ZRK 1217
				CAM	FROM CHA-NO.: 8B-M-033001	KT 1383
				CAM	UNTIL CHA-NO.: 8B-M-033000	KT 1102
2.3 quattro						
2309 ccm	98 kW	NG	05.90 - 12.96	ALT	+ AC	AVX 10 x 850
				ALT	FROM CHA-NO.: 85F090001	AVX 10 x 825
				ALT	UNTIL CHA-NO.: 85F090000	AVX 10 x 800
				CAM	FROM CHA-NO.: 8B-M-033001	ZRK 1231
				CAM	UNTIL CHA-NO.: 8B-M-033000	ZRK 1217
				CAM	FROM CHA-NO.: 8B-M-033001	KT 1383
				CAM	UNTIL CHA-NO.: 8B-M-033000	KT 1102
2.3						
2309 ccm	100 kW	NG	10.88 - 07.94	ALT	+ AC	AVX 10 x 850
				ALT	FROM CHA-NO.: 85F090001	AVX 10 x 825
				ALT	UNTIL CHA-NO.: 85F090000	AVX 10 x 800
				CAM	FROM CHA-NO.: 8B-M-033001	ZRK 1231
				CAM	UNTIL CHA-NO.: 8B-M-033000	ZRK 1217
				CAM	FROM CHA-NO.: 8B-M-033001	KT 1383
				CAM	UNTIL CHA-NO.: 8B-M-033000	KT 1102



AUDI

COUPE (89, 8B)

2.3 quattro

2309 ccm	100 kW	NG	11.88 - 12.92	ALT	+ AC	AVX 10 x 850
				ALT	FROM CHA-NO.: 85F090001	AVX 10 x 825
				ALT	UNTIL CHA-NO.: 85F090000	AVX 10 x 800
				CAM	FROM CHA-NO.: 8B-M-033001	ZRK 1231
				CAM	UNTIL CHA-NO.: 8B-M-033000	ZRK 1217
				CAM	FROM CHA-NO.: 8B-M-033001	KT 1383
				CAM	UNTIL CHA-NO.: 8B-M-033000	KT 1102

2.3 20V

2309 ccm	123 kW	7A	08.90 - 07.91	ALT		AVX 10 x 864
				ALT	FROM CHA-NO.: 8BN015001	AVX 10 x 875
				ALT	UNTIL CHA-NO.: 8BN015000	AVX 11,2 x 866
				PS		AVX 13 x 992
				CAM		ZRK 1231

2.3 20V quattro

2309 ccm	123 kW	7A	05.90 - 12.96	AC-C		AVX 13 x 915
				ALT		AVX 11,2 x 866
				PS		AVX 13 x 992
				CAM		ZRK 1231

2.3 20V

2309 ccm	125 kW	7A	08.89 - 07.91	ALT	FROM CHA-NO.: 8BN015001	AVX 10 x 875
				ALT	UNTIL CHA-NO.: 8BN015000	AVX 10 x 864
				CAM		ZRK 1231

2.3 20V quattro

2309 ccm	125 kW	7A	11.88 - 07.91	ALT	FROM CHA-NO.: 8BN015001	AVX 10 x 875
				ALT	UNTIL CHA-NO.: 8BN015000	AVX 10 x 864
				CAM		ZRK 1231

2.6

2598 ccm	110 kW	ABC	08.92 - 12.96	ALT	- AC	6 PK 1675
				ALT	FROM: 03.95; FROM CHA-NO.: 8B-S-002001; + AC	6 PK 1863
				ALT	FROM: 04.93; UNTIL: 03.95; FROM CHA-NO.: 8B-R-001636; UNTIL CHA-NO.: 8B-S-002000; + AC	6 PK 1900
				ALT	UNTIL: 04.93; UNTIL CHA-NO.: 8B-R-001635; + AC	6 PK 2260
				CAM		ZRK 1279
				CAM	FROM CHA-NO.: 8B-S-000545	KT 1261
				CAM	UNTIL CHA-NO.: 8B-S-000544	KT 1061
				CAM	FROM CHA-NO.: 8B-S-000 545	KT 1261 W1

2.6 quattro

2598 ccm	110 kW	ABC	08.92 - 12.96	ALT	- AC	6 PK 1675
				ALT	FROM: 03.95; FROM CHA-NO.: 8B-S-002001; + AC	6 PK 1863
				ALT	FROM: 04.93; UNTIL: 03.95; FROM CHA-NO.: 8B-R-001636; UNTIL CHA-NO.: 8B-S-002000; + AC	6 PK 1900
				ALT	UNTIL: 04.93; UNTIL CHA-NO.: 8B-R-001635; + AC	6 PK 2260
				CAM		ZRK 1279
				CAM	FROM CHA-NO.: 8B-S-000545	KT 1261
				CAM	UNTIL CHA-NO.: 8B-S-000544	KT 1061
				CAM	FROM CHA-NO.: 8B-S-000 545	KT 1261 W1

2.8

2771 ccm	128 kW	AAH	09.91 - 12.96	ALT	- AC	6 PK 1675
				ALT	FROM: 03.95; FROM CHA-NO.: 8B-S-002001; + AC	6 PK 1863
				ALT	FROM: 04.93; UNTIL: 03.95; FROM CHA-NO.: 8B-R-001636; UNTIL CHA-NO.: 8B-S-002000; + AC	6 PK 1900
				ALT	UNTIL: 04.93; UNTIL CHA-NO.: 8B-R-001635; + AC	6 PK 2260
				CAM		ZRK 1279
				CAM	FROM CHA-NO.: 8B-S-000545	KT 1261
				CAM	UNTIL CHA-NO.: 8B-S-000544	KT 1061
				CAM	FROM CHA-NO.: 8B-S-000 545	KT 1261 W1

2.8 quattro

2771 ccm	128 kW	AAH	08.91 - 12.96	ALT	- AC	6 PK 1675
				ALT	FROM: 03.95; FROM CHA-NO.: 8B-S-002001; + AC	6 PK 1863
				ALT	FROM: 04.93; UNTIL: 03.95; FROM CHA-NO.: 8B-R-001636; UNTIL CHA-NO.: 8B-S-002000; + AC	6 PK 1900
				ALT	UNTIL: 04.93; UNTIL CHA-NO.: 8B-R-001635; + AC	6 PK 2260
				CAM		ZRK 1279
				CAM	FROM CHA-NO.: 8B-S-000545	KT 1261
				CAM	UNTIL CHA-NO.: 8B-S-000544	KT 1061
				CAM	FROM CHA-NO.: 8B-S-000 545	KT 1261 W1



AUDI

CABRIOLET (8G7, B4)

1.8

1781 ccm	92 kW	ADR	01.97 - 08.00	AC-C		4 PK 855
				ALT		5 PK 1300
				CAM	FOR: THERMO	ZRK 1223
				TENS-PUL	FOR: HYDRO	ZRK 1224
				CAM		KT 1205
				CAM		KT 1206
				CAM		KT 1357

2.0 E

1984 ccm	85 kW	ABK	01.93 - 07.98	AC-C		AVX 13 x 800
				ALT		4 PK 855
				CAM		ZRK 1315
				CAM	FROM CHA-NO.: 8G-S-002744	KT 1363
				CAM	UNTIL CHA-NO.: 8G-S-002743	KT 1029

2.0 16V

1984 ccm	103 kW	ACE	06.95 - 07.96	AC-C		AVX 13 x 800
				PS		AVX 10 x 888
				ALT		4 PK 890
				CAM		ZRK 1232

2.3 E

2309 ccm	98 kW	NG	05.91 - 07.94	ALT		AVX 11,2 x 866
				PS		AVX 13 x 992
				CAM		ZRK 1231
				CAM	FROM CHA-NO.: 8B-M-033001	KT 1383

2.6

2598 ccm	102 kW	ACZ	05.95 - 08.00	CAM		ZRK 1279
				CAM		KT 1261

2.6

2598 ccm	110 kW	ABC	06.93 - 08.00	ALT	FROM: 10.93; UNTIL: 09.94; FROM CHA-NO.: 8G-R-003281; UNTIL CHA-NO.: 8G-S-003000; + AC	6 PK 1900
				ALT	FROM: 10.94; FROM CHA-NO.: 8G-S-003001; - AC	6 PK 1635
				ALT	FROM: 10.94; FROM CHA-NO.: 8G-S-003001; + AC	6 PK 1863
				ALT	UNTIL: 09.94; UNTIL CHA-NO.: 8G-S-003000; - AC	6 PK 1675
				ALT	UNTIL: 10.93; UNTIL CHA-NO.: 8G-R-003280; + AC	6 PK 2260
				CAM		ZRK 1279
				CAM	FROM CHA-NO.: 8G-S-001303	KT 1261
				CAM	UNTIL CHA-NO.: 8G-S-001302	KT 1061
				CAM	FROM CHA-NO.: 8G-S-001 303	KT 1261 W1

2.8

2771 ccm	128 kW	AAH	11.92 - 08.00	ALT	FROM: 10.93; UNTIL: 09.94; FROM CHA-NO.: 8G-R-003281; UNTIL CHA-NO.: 8G-S-003000; + AC	6 PK 1900
				ALT	FROM: 10.94; FROM CHA-NO.: 8G-S-003001; - AC	6 PK 1635
				ALT	FROM: 10.94; FROM CHA-NO.: 8G-S-003001; + AC	6 PK 1863
				ALT	UNTIL: 09.94; UNTIL CHA-NO.: 8G-S-003000; - AC	6 PK 1675
				ALT	UNTIL: 10.93; UNTIL CHA-NO.: 8G-R-003280; + AC	6 PK 2260
				CAM		ZRK 1279
				CAM	FROM CHA-NO.: 8G-S-001303	KT 1261
				CAM	UNTIL CHA-NO.: 8G-S-001302	KT 1061
				CAM	FROM CHA-NO.: 8G-S-001 303	KT 1261 W1

1.9 TDI

1896 ccm	66 kW	1Z;AHU	06.95 - 08.00	ALT	- AC	6 PK 894
				ALT	+ AC	6 PK 1175
				CAM		ZRK 1290
				CAM		KT 1358

80 Avant (8C, B4)

1.6 E

1595 ccm	74 kW	ADA	06.93 - 01.96	AC-C		AVX 13 x 800
				ALT	UNTIL CHA-NO.: 8CN025000	AVX 10 x 950
				PS	UNTIL CHA-NO.: 8CN025000	AVX 10 x 850
				ALT		4 PK 855
				CAM		ZRK 1056
				CAM		KT 1001

2.0

1984 ccm	66 kW	ABT	07.92 - 01.96	AC-C		AVX 13 x 800
				ALT	UNTIL CHA-NO.: 8CN025000	AVX 10 x 950
				PS	FROM CHA-NO.: 8CN025001	AVX 10 x 913
				PS	UNTIL CHA-NO.: 8CN025000	AVX 10 x 850



AUDI

80 Avant (8C, B4)

2.0						
1984 ccm	66 kW	ABT	07.92 - 01.96	ALT		4 PK 855
				CAM		ZRK 1315
				CAM	FROM CHA-NO.: 8C-S-075038	KT 1363
				CAM	UNTIL CHA-NO.: 8C-S-075037	KT 1029
2.0 quattro						
1984 ccm	79 kW	ADW	11.93 - 01.96	ALT		4 PK 855
				CAM		ZRK 1315
				CAM	FROM CHA-NO.: 8C-S-075038	KT 1363
				CAM	UNTIL CHA-NO.: 8C-S-075037	KT 1029
2.0 E						
1984 ccm	85 kW	ABK	07.92 - 01.96	AC-C		AVX 13 x 800
				ALT	UNTIL CHA-NO.: 8CN025000	AVX 10 x 950
				PS	FROM CHA-NO.: 8CN025001	AVX 10 x 913
				PS	UNTIL CHA-NO.: 8CN025000	AVX 10 x 850
				ALT		4 PK 855
				CAM		ZRK 1315
				CAM	FROM CHA-NO.: 8C-S-075038	KT 1363
				CAM	UNTIL CHA-NO.: 8C-S-075037	KT 1029
2.0 E 16V						
1984 ccm	103 kW	ACE	02.93 - 01.96	AC-C		AVX 13 x 800
				ALT	UNTIL CHA-NO.: 8CN025000	AVX 10 x 900
				PS		AVX 10 x 888
				PS	FROM CHA-NO.: 8CN025001	AVX 10 x 913
				PS	UNTIL CHA-NO.: 8CN025000	AVX 11,2 x 820
				ALT		4 PK 890
				CAM		ZRK 1232
				CAM	UNTIL MTR-NO: 017139	KT 1020
2.0 E 16V quattro						
1984 ccm	103 kW	ACE	12.92 - 07.95	AC-C		AVX 13 x 800
				ALT	UNTIL CHA-NO.: 8CN025000	AVX 10 x 900
				PS		AVX 10 x 888
				ALT	FROM: 08.94	4 PK 890
				CAM		ZRK 1232
				CAM	UNTIL MTR-NO: 017139	KT 1020
S2 quattro						
2226 ccm	169 kW	ABY	02.93 - 07.95	ALT	FROM: 08.93	4 PK 890
				CAM		ZRK 1221
RS2 quattro (P1)						
2226 ccm	232 kW	ADU	03.94 - 05.95	AC-C		AVX 13 x 915
				ALT		4 PK 890
2.3 E						
2309 ccm	98 kW	NG	07.92 - 01.96	AC-C		AVX 13 x 915
				ALT	FROM CHA-NO.: 8BN015001	AVX 10 x 875
				ALT	UNTIL CHA-NO.: 8BN015000	AVX 11,2 x 866
				CAM	FROM CHA-NO.: 8C-N-000001	ZRK 1231
				CAM	UNTIL CHA-NO.: 8A-N-200000	ZRK 1217
				CAM	FROM CHA-NO.: 8C-N-000001	KT 1383
				CAM	UNTIL CHA-NO.: 8A-N-200000	KT 1102
2.3 E quattro						
2309 ccm	98 kW	NG	09.91 - 11.94	ALT	FROM CHA-NO.: 8BN015001	AVX 10 x 875
				ALT	UNTIL CHA-NO.: 8BN015000	AVX 11,2 x 866
				CAM		ZRK 1231
				CAM		KT 1383
2.6						
2598 ccm	110 kW	ABC	07.92 - 01.96	ALT	FROM: 10.93; UNTIL: 10.94; + AC	6 PK 1900
				ALT	FROM: 10.94; - AC	6 PK 1635
				ALT	FROM: 10.94; + AC	6 PK 1863
				ALT	UNTIL: 10.93; + AC	6 PK 2260
				ALT	UNTIL: 10.94; - AC	6 PK 1675
				CAM		ZRK 1279
				CAM	FROM CHA-NO.: 8C-S-025821	KT 1261
				CAM	UNTIL CHA-NO.: 8C-S-025820	KT 1061
				CAM	FROM CHA-NO.: 8C-S-025 821	KT 1261 W1
2.6 quattro						
2598 ccm	110 kW	ABC	07.92 - 07.95	ALT	FROM: 10.93; UNTIL: 10.94; + AC	6 PK 1900
				ALT	FROM: 10.94; - AC	6 PK 1635



AUDI

80 Avant (8C, B4)

2.6 quattro

2598 ccm	110 kW	ABC	07.92 - 07.95	ALT	FROM: 10.94; + AC	6 PK 1863
				ALT	UNTIL: 10.93; + AC	6 PK 2260
				ALT	UNTIL: 10.94; - AC	6 PK 1675
				CAM		ZRK 1279
				CAM	FROM CHA-NO.: 8C-S-025821	KT 1261
				CAM	UNTIL CHA-NO.: 8C-S-025820	KT 1061
				CAM	FROM CHA-NO.: 8C-S-025 821	KT 1261 W1

2.8

2771 ccm	128 kW	AAH	09.91 - 01.96	ALT	FROM: 08.92; UNTIL: 10.93; + AC	6 PK 2260
				ALT	FROM: 08.92; UNTIL: 10.94; - AC	6 PK 1675
				ALT	FROM: 10.93; UNTIL: 10.94; + AC	6 PK 1900
				ALT	FROM: 10.94; - AC	6 PK 1635
				ALT	FROM: 10.94; + AC	6 PK 1863
				CAM		ZRK 1279
				CAM	FROM CHA-NO.: 8C-S-025821	KT 1261
				CAM	UNTIL CHA-NO.: 8C-S-025820	KT 1061
				CAM	FROM CHA-NO.: 8C-S-025 821	KT 1261 W1

2.8 quattro

2771 ccm	128 kW	AAH	08.92 - 07.95	ALT	FROM: 10.93; UNTIL: 10.94; + AC	6 PK 1900
				ALT	FROM: 10.94; - AC	6 PK 1635
				ALT	FROM: 10.94; + AC	6 PK 1863
				ALT	UNTIL: 10.93; + AC	6 PK 2260
				ALT	UNTIL: 10.94; - AC	6 PK 1675
				CAM		ZRK 1279
				CAM	FROM CHA-NO.: 8C-S-025821	KT 1261
				CAM	UNTIL CHA-NO.: 8C-S-025820	KT 1061
				CAM	FROM CHA-NO.: 8C-S-025@821	KT 1261 W1

1.9 TD

1896 ccm	55 kW	AAZ	09.91 - 12.94	ALT	FROM: 08.94; - AC	6 PK 894
				ALT	FROM: 08.94; + AC	6 PK 1185
				CAM		ZRK 1290
				CAM	FROM MTR-NO: 552766	KT 1021
				CAM	UNTIL MTR-NO: 552765	KT 1004

1.9 TDI

1896 ccm	66 kW	1Z	07.92 - 01.96	PS		AVX 11,9 x 903
				ALT	- AC	6 PK 894
				ALT	+ AC	6 PK 1185
				CAM		ZRK 1290
				CAM	FROM MTR-NO: 289576	KT 1358
				CAM	UNTIL MTR-NO: 289575	KT 1014

AUTOBIANCHI

Y10

1.0

999 ccm	33 kW	156A2.000	03.85 - 10.95	ALT	P-INJ	3 PK 675
---------	-------	-----------	---------------	-----	-------	----------

1.0 KAT

999 ccm	33 kW	156A2.246	10.87 - 10.95	ALT	P-INJ	3 PK 675
---------	-------	-----------	---------------	-----	-------	----------

1.0 4WD

999 ccm	37 kW	156A3.000	12.86 - 10.95	ALT	P-INJ	3 PK 675
---------	-------	-----------	---------------	-----	-------	----------

1.1

1108 ccm	42 kW	156C.000	06.89 - 10.95	ALT	FROM: 01.92; - AC	4 PK 675
				ALT	FROM: 01.92; + AC	3 PK 685
				ALT	UNTIL: 12.92; + V-PUL	3 PK 675

1.1 i.e. KAT

1108 ccm	42 kW	156C.046	09.90 - 10.95	ALT	FROM: 01.92; - AC	4 PK 675
				ALT	FROM: 01.92; + AC	3 PK 685
				ALT	UNTIL: 12.92; + V-PUL	3 PK 675

1.1 4WD

1108 ccm	42 kW	156C.000	06.89 - 10.95	ALT	P-INJ	3 PK 675
----------	-------	----------	---------------	-----	-------	----------

BARKAS

B 1000 Bus (KB)

1.0

992 ccm	34 kW	353-1/B1000	01.76 -	FAN; DYN		AVX 10 x 1165
---------	-------	-------------	---------	----------	--	---------------



BARKAS

B 1000 Bus (KB)

1.3	1272 ccm	43 kW	4 VO7.2/7.5 GRF	01.76 -	FAN; DYN	AVX 10 x 1165
------------	----------	-------	-----------------	---------	----------	---------------

B 1000 Kasten (KM)

1.0	992 ccm	34 kW	353-1/B1000	01.76 -	FAN; DYN	AVX 10 x 1165
1.3 (KM/1)	1272 ccm	43 kW	4 VO7.2/7.5 GRF	01.76 -	FAN; DYN	AVX 10 x 1165

BMW

1 (E81)

116 i	1596 ccm	85 kW	N43 B16 A;N45 B16 A	03.07 - 09.12	ALT ALT	MTR-CODE: N45B16A; - AC MTR-CODE: N45B16A; + AC	6 PK 1642 6 PK 1870
--------------	----------	-------	---------------------	---------------	------------	--	------------------------

116 i	1597 ccm	90 kW	N43 B16 A;N45 B16 A	03.07 - 09.12	ALT	MTR-CODE: N43B16A; + AC	7 PK 1105
--------------	----------	-------	---------------------	---------------	-----	-------------------------	-----------

116 i	1995 ccm	90 kW	N43 B20 A	11.08 - 09.12	ALT	MTR-CODE: N43B20A; + AC	7 PK 1105
--------------	----------	-------	-----------	---------------	-----	-------------------------	-----------

118 i	1995 ccm	95 kW	N43 B20 A;N46 B20 B	09.06 - 09.12	ALT ALT	MTR-CODE: N46B20B; - AC MTR-CODE: N46B20B; + AC	6 PK 1642 6 PK 1870
--------------	----------	-------	---------------------	---------------	------------	--	------------------------

118 i	1995 ccm	105 kW	N43 B20 A;N46 B20 B	09.06 - 09.12	ALT	+ AC	7 PK 1105
--------------	----------	--------	---------------------	---------------	-----	------	-----------

120 i	1995 ccm	110 kW	N43 B20 A;N46 B20 B;N46 B20 C	09.06 - 09.12	ALT ALT	- AC + AC	6 PK 1642 6 PK 1870
--------------	----------	--------	-------------------------------	---------------	------------	--------------	------------------------

120 i	1995 ccm	115 kW	N43 B20 A;N46 B20 B;N46 B20 C	09.06 - 09.12	ALT ALT ALT ALT	MTR-CODE: N46B20B; - AC MTR-CODE: N46B20B; + AC MTR-CODE: N46B20B;N46B20C; - AC MTR-CODE: N46B20B;N46B20C; + AC	6 PK 1642 6 PK 1870 6 PK 1642 6 PK 1870
--------------	----------	--------	-------------------------------	---------------	--------------------------	--	--

120 i	1995 ccm	120 kW	N43 B20 A;N46 B20 B;N46 B20 C	09.06 - 09.12	ALT	+ AC; + NIV	7 PK 1105
--------------	----------	--------	-------------------------------	---------------	-----	-------------	-----------

120 i	1995 ccm	125 kW	N43 B20 A;N46 B20 B;N46 B20 C	09.06 - 09.12	ALT ALT; AC-C	+ AC; + NIV + ACT-STEER	7 PK 1105 7 PK 1915
--------------	----------	--------	-------------------------------	---------------	------------------	----------------------------	------------------------

130 i	2996 ccm	190 kW	N52 B30 A;N52 B30 B;N52 B30 BF	09.06 - 09.12	ALT ALT	MTR-CODE: N52B30A;N52B30B; + NIV MTR-CODE: N52B30A;N52B30B; + NIV	6 PK 1830 6 PK 1990
--------------	----------	--------	--------------------------------	---------------	------------	--	------------------------

130 i	2996 ccm	195 kW	N52 B30 A;N52 B30 B;N52 B30 BF	09.06 - 09.12	ALT ALT	MTR-CODE: N52B30A;N52B30B; + NIV MTR-CODE: N52B30A;N52B30B; + NIV	6 PK 1830 6 PK 1990
--------------	----------	--------	--------------------------------	---------------	------------	--	------------------------

116 d	1995 ccm	85 kW	N47 D20 A;N47 D20 C	11.08 - 09.12	ALT ALT ALT	- AC; - ELEC-STEER - AC; + ELEC-STEER + AC; - ELEC-STEER	6 PK 1795 6 PK 1550 6 DPK 1817
--------------	----------	-------	---------------------	---------------	-------------------	--	--------------------------------------

118 d	1995 ccm	90 kW	N47 D20 A;N47 D20 C	09.06 - 09.12	ALT ALT PS	- AC + AC	6 PK 1685 6 PK 1840 4 EPK 830
--------------	----------	-------	---------------------	---------------	------------------	--------------	-------------------------------------

118 d	1995 ccm	100 kW	N47 D20 A;N47 D20 C	09.06 - 09.12	ALT ALT ALT	- AC; - ELEC-STEER - AC; + ELEC-STEER + AC; - ELEC-STEER	6 PK 1795 6 PK 1550 6 DPK 1817
--------------	----------	--------	---------------------	---------------	-------------------	--	--------------------------------------

118 d	1995 ccm	105 kW	N47 D20 A;N47 D20 C	09.06 - 09.12	ALT ALT ALT	MTR-CODE: N47D20A;N47D20C; - AC; - ELEC-STEER MTR-CODE: N47D20A;N47D20C; - AC; + ELEC-STEER MTR-CODE: N47D20A;N47D20C; + AC; - ELEC-STEER	6 PK 1795 6 PK 1550 6 DPK 1817
--------------	----------	--------	---------------------	---------------	-------------------	---	--------------------------------------



BMW

1 (E81)

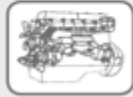
120 d							
1995 ccm	120 kW	N47 D20 A;N47 D20 C	09.06 - 09.12	ALT	- AC		6 PK 1685
				ALT	+ AC		6 PK 1840
120 d							
1995 ccm	130 kW	N47 D20 A;N47 D20 C	09.06 - 09.12	ALT	MTR-CODE: N47D20A;N47D20C; - AC; - ELEC-STEER		6 PK 1795
				ALT	MTR-CODE: N47D20A;N47D20C; - AC; + ELEC-STEER		6 PK 1550
				ALT	MTR-CODE: N47D20A;N47D20C; + AC; - ELEC-STEER		6 DPK 1817
123 d							
1995 ccm	150 kW	N47 D20 B;N47 D20 D	03.07 - 09.12	ALT	MTR-CODE: N47D20B;N47D20D; + AC; - ELEC-STEER		6 DPK 1817

1 Coupe (E82)

120 i							
1995 ccm	125 kW	N43 B20 A	09.09 -	ALT	+ AC		7 PK 1105
125 i							
2996 ccm	160 kW	N53 B30 A	10.07 -	ALT	+ NIV		6 PK 1830
				ALT	+ NIV		6 PK 1990
118 d							
1995 ccm	105 kW	N47 D20 C	09.09 -	ALT	- AC; - ELEC-STEER		6 PK 1795
				ALT	- AC; + ELEC-STEER		6 PK 1550
				ALT	+ AC; - ELEC-STEER		6 DPK 1817
120 d							
1995 ccm	120 kW	N47 D20 A	10.07 -	ALT	- AC; - ELEC-STEER		6 PK 1795
				ALT	- AC; + ELEC-STEER		6 PK 1550
				ALT	+ AC; - ELEC-STEER		6 DPK 1817
120 d							
1995 ccm	130 kW	N47 D20 A;N47 D20 C	10.07 -	ALT	- AC; - ELEC-STEER		6 PK 1795
				ALT	- AC; + ELEC-STEER		6 PK 1550
				ALT	+ AC; - ELEC-STEER		6 DPK 1817
123 d							
1995 ccm	150 kW	N47 D20 B	10.07 -	ALT	+ AC; - ELEC-STEER		6 DPK 1817

1 Cabriolet (E88)

118 i							
1995 ccm	105 kW	N43 B20 A	03.08 -	ALT	+ AC		7 PK 1105
120 i							
1995 ccm	120 kW	N43 B20 A	03.08 -	ALT	+ AC; + NIV		7 PK 1105
120 i							
1995 ccm	125 kW	N43 B20 A	03.08 -	ALT	+ AC; + NIV		7 PK 1105
				ALT; AC-C	+ ACT-STEER		7 PK 1915
125 i							
2996 ccm	160 kW	N52 B30 A	03.08 -	ALT	+ NIV		6 PK 1830
				ALT	+ NIV		6 PK 1990
118 d							
1995 ccm	100 kW	N47 D20 A;N47 D20 C	09.08 -	ALT	- AC; - ELEC-STEER		6 PK 1795
				ALT	- AC; + ELEC-STEER		6 PK 1550
				ALT	+ AC; - ELEC-STEER		6 DPK 1817
118 d							
1995 ccm	105 kW	N47 D20 A;N47 D20 C	09.08 -	ALT	- AC; - ELEC-STEER		6 PK 1795
				ALT	- AC; + ELEC-STEER		6 PK 1550
				ALT	+ AC; - ELEC-STEER		6 DPK 1817
120 d							
1995 ccm	120 kW	N47 D20 A	03.08 -	ALT	- AC; - ELEC-STEER		6 PK 1795
				ALT	- AC; + ELEC-STEER		6 PK 1550
				ALT	+ AC; - ELEC-STEER		6 DPK 1817
120 d							
1995 ccm	130 kW	N47 D20 A;N47 D20 C	03.08 -	ALT	- AC; - ELEC-STEER		6 PK 1795
				ALT	- AC; + ELEC-STEER		6 PK 1550
				ALT	+ AC; - ELEC-STEER		6 DPK 1817
123 d							
1995 ccm	150 kW	N47 D20 B	09.08 -	ALT	+ AC; - ELEC-STEER		6 DPK 1817



BMW

3 (E36)

316 i

1596 ccm	73 kW	M40 B16	09.90 - 09.93	ALT; W-P PS AC-C CAM CAM		AVX 10 x 1025 AVX 10 x 730 4 PK 855 ZRK 1122 KT 1031
----------	-------	---------	---------------	--------------------------------------	--	--

316 i

1596 ccm	75 kW	M40 B16;M43 B16	09.90 - 09.93	AC-C ALT PS AC-C AC-C ALT CAM CAM	MTR-CODE: M43164E2 MTR-CODE: M43164E2	AVX 13 x 850 AVX 10 x 1025 AVX 10 x 725 4 PK 855 4 PK 890 6 PK 1660 ZRK 1122 KT 1031
----------	-------	-----------------	---------------	--	--	---

316 i

1596 ccm	75 kW	M43 B16	07.93 - 02.98	ALT PS AC-C AC-C ALT ALT	MTR-CODE: M43164E2 FROM: 09.95; MTR-CODE: M43164E2 UNTIL: 09.95; MTR-CODE: M43164E2	AVX 10 x 1025 AVX 10 x 730 4 PK 855 4 PK 890 6 PK 1735 6 PK 1660
----------	-------	---------	---------------	---	---	---

318 i

1796 ccm	83 kW	M40 B18	12.90 - 10.93	ALT PS AC-C CAM CAM	FROM: 03.93; UNTIL: 09.93 FROM: 03.93; UNTIL: 09.93	AVX 10 x 1025 AVX 10 x 730 4 PK 855 ZRK 1122 KT 1031
----------	-------	---------	---------------	---------------------------------	--	--

318 i

1796 ccm	85 kW	M43 B18	10.93 - 02.98	ALT PS AC-C ALT ALT	FROM: 10.93; UNTIL: 12.93 FROM: 10.93; UNTIL: 12.93 FROM: 09.95 UNTIL: 09.95	AVX 10 x 1025 AVX 10 x 725 4 PK 890 6 PK 1735 6 PK 1660
----------	-------	---------	---------------	---------------------------------	---	---

318 is

1796 ccm	103 kW	M42 B18	03.93 - 02.98	ALT PS AC-C AC-C ALT ALT	UNTIL: 09.93 UNTIL: 09.93 FROM: 03.94 UNTIL: 03.94 FROM: 09.93; UNTIL: 09.95 FROM: 09.95	AVX 10 x 1025 AVX 10 x 730 4 PK 890 4 PK 855 6 PK 1660 6 PK 1735
----------	--------	---------	---------------	---	---	---

318 is

1895 ccm	103 kW	M44 B19	09.95 - 02.98	AC-C ALT		4 PK 890 6 PK 1735
----------	--------	---------	---------------	-------------	--	-----------------------

320 i

1991 ccm	110 kW	M50 B(20 6 S1);M50 B(20 6 S2) Vanos;M50 B20;M50 B20 TU;M52 B(20 6 S3) Vanos;M52 B20	09.90 - 02.98	AC-C AC-C ALT ALT ALT	MTR-CODE: M50206S2 MTR-CODE: M52206S3 FROM: 09.91; MTR-CODE: M50206S2 MTR-CODE: M52206S3 UNTIL: 09.91; MTR-CODE: M50206S2	5 PK 890 5 PK 905 6 PK 1555 6 PK 1555 6 PK 1560
----------	--------	--	---------------	-----------------------------------	---	---

323 i 2.5

2494 ccm	125 kW	M52 B25 (Vanos)	03.95 - 02.98	AC-C ALT		5 PK 905 6 PK 1555
----------	--------	-----------------	---------------	-------------	--	-----------------------

325 i

2494 ccm	141 kW	M50 B25;M50 B25 (Vanos);M50 B25 TU	09.90 - 09.95	AC-C ALT ALT	FROM: 09.91 UNTIL: 09.91	5 PK 890 6 PK 1555 6 PK 1560
----------	--------	---------------------------------------	---------------	--------------------	-----------------------------	------------------------------------

328 i

2793 ccm	142 kW	M52 B28;M52 B28 TU	01.95 - 02.98	AC-C ALT		5 PK 905 6 PK 1555
----------	--------	--------------------	---------------	-------------	--	-----------------------

M3 3.0

2990 ccm	210 kW	S50 B30	08.94 - 09.95	AIR-P AIR-P	- AC + AC	5 PK 790 5 PK 1125
----------	--------	---------	---------------	----------------	--------------	-----------------------



BMW

3 (E36)

M3 3.0						
2990 ccm	210 kW	S50 B30	08.94 - 09.95	ALT		6 PK 1515
M3 3.2						
3201 ccm	236 kW	S50 B32	09.95 - 02.98	AIR-P AIR-P ALT	- AC + AC	5 PK 790 5 PK 1125 6 PK 1515
318 tds						
1665 ccm	66 kW	M41 D18 (Inter.)	01.95 - 02.98	AC-C ALT		4 PK 841 5 PK 1885
325 td						
2497 ccm	85 kW	M51 D25	09.91 - 02.98	AC-C ALT		4 PK 780 5 PK 1815
325 tds						
2503 ccm	105 kW	M51 D25 (Inter.)	05.93 - 02.98	AC-C ALT		4 PK 780 5 PK 1815

3 Compact (E36)

316 i						
1596 ccm	75 kW	M43 B16	03.94 - 08.00	AC-C ALT ALT	FROM: 09.95 UNTIL: 09.95	4 PK 890 6 PK 1735 6 PK 1660
316 g						
1596 ccm	75 kW	M43 B16	12.95 - 08.00	AC-C ALT		4 PK 890 6 PK 1735
318 ti						
1796 ccm	103 kW	M42 B18	11.94 - 08.95	AC-C ALT		4 PK 890 6 PK 1660
316 i						
1895 ccm	77 kW	M43 B19 (194E1)	12.98 - 08.00	AC-C ALT		4 PK 890 6 PK 1735
318 ti						
1895 ccm	103 kW	M44 B19	07.95 - 08.00	AC-C ALT		4 PK 890 6 PK 1735
323 ti						
2494 ccm	125 kW	M52 B25 (Vanos)	08.97 - 08.00	AC-C ALT		5 PK 905 6 PK 1555
318 tds						
1665 ccm	66 kW	M41 D18 (Inter.)	01.95 - 08.00	AC-C ALT		4 PK 841 5 PK 1885

3 Coupe (E36)

316 i						
1596 ccm	75 kW	M43 B16	09.93 - 04.99	ALT PS AC-C ALT ALT	UNTIL: 09.93 UNTIL: 09.93 FROM: 09.95 UNTIL: 09.95	AVX 10 x 1025 AVX 10 x 730 4 PK 890 6 PK 1735 6 PK 1660
318 is						
1796 ccm	103 kW	M42 B18	03.92 - 10.95	ALT PS AC-C AC-C ALT ALT	UNTIL: 09.93 UNTIL: 09.93 FROM: 03.94 UNTIL: 03.94 FROM: 09.93 FROM: 09.95	AVX 10 x 1025 AVX 10 x 730 4 PK 890 4 PK 855 6 PK 1660 6 PK 1735
318 is						
1895 ccm	103 kW	M44 B19	09.95 - 04.99	AC-C ALT		4 PK 890 6 PK 1735
320 i						
1991 ccm	110 kW	M50 B(20 6 S1);M50 B(20 6 S2) Vanos;M50 B20;M50 B20 TU;M52 B(20 6 S3) Vanos;M52 B20	03.92 - 04.99	AC-C AC-C ALT ALT	MTR-CODE: M50206S- MTR-CODE: M52206S3 MTR-CODE: M50206S- MTR-CODE: M52206S3	5 PK 890 5 PK 905 6 PK 1555 6 PK 1555
323 i						
2494 ccm	125 kW	M52 B25 (Vanos)	03.95 - 04.99	AC-C		5 PK 905



BMW

3 Coupe (E36)

323 i

2494 ccm 125 kW M52 B25 (Vanos) 03.95 - 04.99 ALT 6 PK 1555

325 i

2494 ccm 141 kW M50 B25;M50 B25 (Vanos);M50 B25 TU 03.92 - 04.99 AC-C 5 PK 890
ALT UNTIL: 09.94 6 PK 1555

328 i

2793 ccm 142 kW M52 B28;M52 B28 TU 01.95 - 04.99 AC-C 5 PK 905
ALT 6 PK 1555

M3 3.0

2990 ccm 210 kW S50 B30 10.92 - 01.95 AIR-P - AC 5 PK 790
AIR-P + AC 5 PK 1125
ALT 6 PK 1515

M3 3.0

2990 ccm 217 kW S50 B30 01.95 - 10.95 AIR-P - AC 5 PK 790
AIR-P + AC 5 PK 1125
ALT 6 PK 1515

M3 3.2

3201 ccm 236 kW S50 B32 10.95 - 04.99 AIR-P - AC 5 PK 790
AIR-P + AC 5 PK 1125
ALT 6 PK 1515

3 Cabriolet (E36)

318 i

1796 ccm 85 kW M43 B18 01.94 - 04.99 AC-C 4 PK 890
ALT FROM: 09.95 6 PK 1735
ALT UNTIL: 09.95 6 PK 1660

320 i

1991 ccm 110 kW M50 B(20 6 S2) Vanos;M50 B20;M50 B20 TU;M52 B(20 6 S3) Vanos;M52 B20 12.93 - 04.99 AC-C MTR-CODE: M50206S~ 5 PK 890
AC-C MTR-CODE: M52206S3 5 PK 905
ALT MTR-CODE: M50206S~ 6 PK 1555

323 i

2494 ccm 125 kW M52 B25 (Vanos) 06.95 - 04.99 AC-C 5 PK 905
ALT 6 PK 1555

325 i

2494 ccm 141 kW M50 B25;M50 B25 TU 03.93 - 03.95 AC-C FROM: 09.93 5 PK 890
ALT FROM: 09.93 6 PK 1555

328 i

2793 ccm 142 kW M52 B28;M52 B28 TU 03.95 - 04.99 AC-C 5 PK 905
ALT 6 PK 1555

M3 3.0

2990 ccm 210 kW S50 B30 01.94 - 10.95 AIR-P - AC 5 PK 790
AIR-P + AC 5 PK 1125
ALT 6 PK 1515

M3 3.2

3201 ccm 236 kW S50 B32 10.95 - 04.99 AIR-P - AC 5 PK 790
AIR-P + AC 5 PK 1125
ALT 6 PK 1515

3 Touring (E36)

316 i

1596 ccm 75 kW M43 B16 01.96 - 10.99 AC-C FROM: 05.96 4 PK 890
ALT FROM: 05.96 6 PK 1735

318 i

1796 ccm 85 kW M43 B18 07.95 - 10.99 AC-C 4 PK 890
ALT 6 PK 1735

320 i

1991 ccm 110 kW M50 B20;M50 B20 TU;M52 B(20 6 S3) Vanos;M52 B20 01.95 - 10.99 AC-C 5 PK 905
ALT 6 PK 1555

323 i

2494 ccm 125 kW M52 B25 (Vanos) 09.95 - 10.99 AC-C 5 PK 905
ALT 6 PK 1555

328 i

2793 ccm 142 kW M52 B28;M52 B28 TU 01.95 - 10.99 AC-C 5 PK 905


BMW
3 Touring (E36)

328 i						
2793 ccm	142 kW	M52 B28;M52 B28 TU	01.95 - 10.99	ALT		6 PK 1555
318 tds						
1665 ccm	66 kW	M41 D18 (Inter.)	01.95 - 10.99	AC-C		4 PK 841
				ALT		5 PK 1885
325 tds						
2503 ccm	105 kW	M51 D25 (Inter.)	01.95 - 10.99	AC-C		4 PK 780
				ALT		5 PK 1815

3 (E46)

316 i						
1596 ccm	77 kW	M43 B16;M43 B16 (164E3)	04.00 - 02.05	ALT	FROM: 06.02; - AC	6 PK 1642
				ALT	FROM: 06.02; + AC	6 PK 1870
316 i						
1596 ccm	85 kW	N45 B16;N45 B16 A	06.02 - 02.05	ALT		6 PK 1870
316 i						
1796 ccm	85 kW	N42 B18;N46 B18;N46 B18 A	02.02 - 02.05	ALT	MTR-CODE: N42B18A; - AC	6 PK 1642
				ALT	MTR-CODE: N42B18A; + AC	6 PK 1870
				ALT	MTR-CODE: N46B18A	6 PK 1870
316 i						
1895 ccm	77 kW	M43 B19 (194E1)	09.98 - 02.05	AC-C	FROM: 03.99	5 PK 950
				ALT	FROM: 03.99; + AUTO-TM	6 PK 1710
				ALT	FROM: 03.99; + MAN-TM; - C2	6 PK 1735
				ALT	FROM: 03.99; + MAN-TM; + C2	6 PK 1710
318 i						
1895 ccm	87 kW	M43 B19;M43 B19 TU	02.98 - 09.01	AC-C	FROM: 08.98	5 PK 950
				ALT	FROM: 08.98; - C2	6 PK 1735
				ALT	FROM: 08.98; + C2	6 PK 1710
318 i						
1995 ccm	105 kW	N42 B20;N46 B20;N46 B20 A	09.01 - 02.05	ALT	MTR-CODE: N42B20A; - AC	6 PK 1642
				ALT	MTR-CODE: N42B20A; + AC	6 PK 1870
				ALT	MTR-CODE: N46B20A	6 PK 1870
320 i						
1991 ccm	110 kW	M52 B(20 6 S3) Vanos;M52 B20	03.98 - 09.00	AC-C		5 PK 865
				ALT		6 PK 1540
320 i						
2171 ccm	125 kW	M54 226 S1;M54 B22	09.00 - 02.05	AC-C	FROM: 09.02	4 PK 860
				AC-C	UNTIL: 09.02	5 PK 865
				ALT		6 PK 1540
323 i						
2494 ccm	125 kW	M52 B25 (Vanos);M52 B25 TU	03.98 - 09.00	AC-C		5 PK 865
				ALT		6 PK 1540
325 i						
2494 ccm	141 kW	M54 256 S5;M54 B25	09.00 - 02.05	AC-C	FROM: 09.02	4 PK 860
				AC-C	UNTIL: 09.02	5 PK 865
				ALT		6 PK 1540
325 xi						
2494 ccm	141 kW	M54 256 S5	09.00 - 02.05	AC-C	FROM: 09.02	4 PK 860
				AC-C	UNTIL: 09.02	5 PK 865
				ALT		6 PK 1540
328 i						
2793 ccm	142 kW	M52 B28	02.98 - 06.00	AC-C		5 PK 865
				ALT		6 PK 1540
330 i						
2979 ccm	170 kW	M54 306 S3;M54 B30	06.00 - 02.05	AC-C	FROM: 09.02	4 PK 860
				AC-C	UNTIL: 09.02	5 PK 865
				ALT		6 PK 1540
330 xi						
2979 ccm	170 kW	M54 306 S3	06.00 - 02.05	AC-C	FROM: 09.02	4 PK 860
				AC-C	UNTIL: 09.02	5 PK 865
				ALT		6 PK 1540
318 d						
1951 ccm	85 kW	M47 204 D1;M47 D20	09.01 - 03.03	AC-C		5 PK 835
				ALT		5 PK 2030
318 d						
1995 ccm	85 kW	M47N 204 D4	03.03 - 02.05	AC-C	FROM: 10.04	4 EPK 917



BMW

3 (E46)

318 d

1995 ccm	85 kW	M47N 204 D4	03.03 - 02.05	AC-C ALT	UNTIL: 09.04	4 PK 970 6 PK 2080
----------	-------	-------------	---------------	-------------	--------------	-----------------------

320 d

1951 ccm	100 kW	M47 204 D1;M47 D20	04.98 - 09.01	AC-C ALT		5 PK 835 5 PK 2030
----------	--------	--------------------	---------------	-------------	--	-----------------------

320 d

1995 ccm	110 kW	M47N 204 D4	09.01 - 02.05	AC-C AC-C ALT	FROM: 10.04 UNTIL: 09.04 FROM: 09.02	4 EPK 917 4 PK 970 6 PK 2080
----------	--------	-------------	---------------	---------------------	--	------------------------------------

330 d

2926 ccm	135 kW	M57 306 D1;M57 D30	10.99 - 02.05	AC-C ALT		5 PK 812 5 PK 2063
----------	--------	--------------------	---------------	-------------	--	-----------------------

330 xd

2926 ccm	135 kW	M57 D30	06.00 - 02.05	AC-C ALT		5 PK 812 5 PK 2063
----------	--------	---------	---------------	-------------	--	-----------------------

330 d

2993 ccm	150 kW	M57N 306 D2	03.03 - 02.05	AC-C AC-C ALT	FROM: 10.04 UNTIL: 09.04	4 EPK 860 4 PK 884 6 PK 2080
----------	--------	-------------	---------------	---------------------	-----------------------------	------------------------------------

330 xd

2993 ccm	150 kW	M57N 306 D2	03.03 - 02.05	AC-C AC-C ALT	FROM: 10.04 UNTIL: 09.04	4 EPK 860 4 PK 884 6 PK 2080
----------	--------	-------------	---------------	---------------------	-----------------------------	------------------------------------

3 Compact (E46)

316 ti

1796 ccm	85 kW	N42 B18;N46 B18 A	06.01 - 02.05	ALT ALT	- AC + AC	6 PK 1642 6 PK 1870
----------	-------	-------------------	---------------	------------	--------------	------------------------

318 ti

1995 ccm	105 kW	N42 B20;N46 B20 A	09.01 - 02.05	ALT ALT	- AC + AC	6 PK 1642 6 PK 1870
----------	--------	-------------------	---------------	------------	--------------	------------------------

325 ti

2494 ccm	141 kW	M54 256 S5;M54 B25	06.01 - 02.05	AC-C AC-C ALT	FROM: 09.02 UNTIL: 09.02	4 PK 860 5 PK 865 6 PK 1540
----------	--------	--------------------	---------------	---------------------	-----------------------------	-----------------------------------

318 td

1995 ccm	85 kW	M47N 204 D4	03.03 - 02.05	AC-C AC-C ALT	FROM: 10.04 UNTIL: 09.04	4 EPK 917 4 PK 970 6 PK 2080
----------	-------	-------------	---------------	---------------------	-----------------------------	------------------------------------

320 td

1995 ccm	110 kW	M47N 204 D4	09.01 - 02.05	AC-C AC-C ALT	FROM: 10.04 UNTIL: 09.04 FROM: 09.02	4 EPK 917 4 PK 970 6 PK 2080
----------	--------	-------------	---------------	---------------------	--	------------------------------------

3 Coupe (E46)

316 Ci

1596 ccm	77 kW	M43 B16 (164E3)	04.00 -	ALT ALT	- AC + AC	6 PK 1642 6 PK 1870
----------	-------	-----------------	---------	------------	--------------	------------------------

316 Ci

1596 ccm	85 kW	N45 B16 A	06.02 -	ALT		6 PK 1870
----------	-------	-----------	---------	-----	--	-----------

318 Ci

1895 ccm	87 kW	M43 B19	11.99 -	AC-C ALT		5 PK 950 6 PK 1735
----------	-------	---------	---------	-------------	--	-----------------------

318 Ci

1995 ccm	105 kW	N42 B20;N46 B20	09.01 -	ALT ALT	- AC + AC	6 PK 1642 6 PK 1870
----------	--------	-----------------	---------	------------	--------------	------------------------

318 Ci

1995 ccm	110 kW	N46 B20 A	03.05 -	ALT		6 PK 1870
----------	--------	-----------	---------	-----	--	-----------

320 Ci

1991 ccm	110 kW	M52 B(20 6 S4);M52 B20	08.99 -	AC-C ALT		5 PK 865 6 PK 1540
----------	--------	------------------------	---------	-------------	--	-----------------------

320 Ci

2171 ccm	125 kW	M54 226 S1;M54 B22	09.00 -	AC-C AC-C ALT	FROM: 09.02 UNTIL: 09.02	4 PK 860 5 PK 865 6 PK 1540
----------	--------	--------------------	---------	---------------------	-----------------------------	-----------------------------------



BMW

3 Coupe (E46)

323 Ci							
2494 ccm	125 kW	M52 B25 (Vanos)	04.99 -	AC-C ALT			5 PK 865 6 PK 1540
325 Ci							
2494 ccm	141 kW	M54 256 S5	09.00 -	AC-C AC-C ALT	FROM: 09.02 UNTIL: 09.02		4 PK 860 5 PK 865 6 PK 1540
328 Ci							
2793 ccm	142 kW	M52 B28	04.99 -	AC-C ALT			5 PK 865 6 PK 1540
330 Ci							
2979 ccm	170 kW	M54 306 S3	06.00 -	AC-C AC-C ALT	FROM: 09.01; UNTIL: 09.02 FROM: 09.02 FROM: 09.01		5 PK 865 4 PK 860 6 PK 1540
M3 3.2							
3246 ccm	252 kW	S54 326 S4;S54 B32	06.00 -	AC-C ALT			5 PK 830 6 PK 1460
M3 CSL							
3246 ccm	265 kW	S54 B32;S54N 326 S4	06.03 -	AC-C ALT			5 PK 830 6 PK 1460
320 Cd							
1995 ccm	110 kW	M47N 204 D4	11.03 -	AC-C AC-C ALT	FROM: 10.04 UNTIL: 09.04		4 EPK 917 4 PK 970 6 PK 2080
330 Cd							
2993 ccm	150 kW	M57N 306 D2	03.03 -	AC-C AC-C ALT	FROM: 10.04 UNTIL: 09.04		4 EPK 860 4 PK 884 6 PK 2080

3 Cabriolet (E46)

318 Ci							
1995 ccm	105 kW	N42 B20;N46 B20	09.01 -	ALT ALT	- AC + AC		6 PK 1642 6 PK 1870
318 Ci							
1995 ccm	110 kW	N46 B20 B	02.05 -	ALT	UNTIL: 05.05		6 PK 1870
320 Ci							
2171 ccm	125 kW	M54 226 S1;M54 B22	09.00 -	AC-C AC-C ALT	FROM: 09.02 UNTIL: 09.02		4 PK 860 5 PK 865 6 PK 1540
323 Ci							
2494 ccm	125 kW	M52 B25 (Vanos)	04.00 -	AC-C ALT			5 PK 865 6 PK 1540
325 Ci							
2494 ccm	141 kW	M54 256 S5	09.00 -	AC-C AC-C ALT	FROM: 09.02 UNTIL: 09.02		4 PK 860 5 PK 865 6 PK 1540
330 Ci							
2979 ccm	170 kW	M54 306 S3	06.00 -	AC-C AC-C ALT	FROM: 09.01; UNTIL: 09.02 FROM: 09.02 FROM: 09.01		5 PK 865 4 PK 860 6 PK 1540
M3 3.2							
3246 ccm	252 kW	S54 326 S4;S54 B32	04.01 -	AC-C ALT			5 PK 830 6 PK 1460
320 Cd							
1995 ccm	110 kW	M47N 204 D4	02.05 -	AC-C ALT			4 EPK 917 6 PK 2080
330 Cd							
2993 ccm	150 kW	M57N 306 D2	08.05 -	AC-C ALT			4 EPK 860 6 PK 2080

3 Touring (E46)

316 i							
1796 ccm	85 kW	N42 B18;N46 B18;N46 B18 A	03.02 - 02.05	ALT ALT	- AC + AC		6 PK 1642 6 PK 1870
318 i							
1895 ccm	87 kW	M43 B19;M43 B19 TU	10.99 - 09.01	AC-C			5 PK 950



BMW

3 Touring (E46)

318 i

1895 ccm	87 kW	M43 B19;M43 B19 TU	10.99 - 09.01	ALT	- C2	6 PK 1735
				ALT	+ C2	6 PK 1710

318 i

1995 ccm	105 kW	N42 B20;N46 B20;N46 B20 A	09.01 - 02.05	ALT	MTR-CODE: N42B20A; - AC	6 PK 1642
				ALT	MTR-CODE: N42B20A; + AC	6 PK 1870
				ALT	MTR-CODE: N46B20~	6 PK 1870

320 i

1991 ccm	110 kW	M52 B(20 6 S3) Vanos;M52 B20	10.99 - 09.00	AC-C		5 PK 865
				ALT		6 PK 1540

320 i

2171 ccm	125 kW	M54 226 S1;M54 B22	09.00 - 02.05	AC-C	FROM: 09.02	4 PK 860
				AC-C	UNTIL: 09.02	5 PK 865
				ALT		6 PK 1540

325 i

2494 ccm	141 kW	M54 256 S5;M54 B25	09.00 - 02.05	AC-C	FROM: 09.02	4 PK 860
				AC-C	UNTIL: 09.02	5 PK 865
				ALT		6 PK 1540

325 xi

2494 ccm	141 kW	M54 256 S5	09.00 - 02.05	AC-C	FROM: 09.02	4 PK 860
				AC-C	UNTIL: 09.02	5 PK 865
				ALT		6 PK 1540

328 i

2793 ccm	142 kW	M52 B28	10.99 - 06.00	AC-C		5 PK 865
				ALT		6 PK 1540

330 i

2979 ccm	170 kW	M54 306 S3;M54 B30	06.00 - 02.05	AC-C	FROM: 09.02	4 PK 860
				AC-C	UNTIL: 09.02	5 PK 865
				ALT		6 PK 1540

330 xi

2979 ccm	170 kW	M54 306 S3	06.00 - 02.05	AC-C	FROM: 09.02	4 PK 860
				AC-C	UNTIL: 09.02	5 PK 865
				ALT		6 PK 1540

318 d

1951 ccm	85 kW	M47 204 D1;M47 D20	03.02 - 02.05	AC-C		5 PK 835
				ALT		5 PK 2030

318 d

1995 ccm	85 kW	M47N 204 D4	03.03 - 02.05	AC-C	FROM: 10.04	4 EPK 917
				AC-C	UNTIL: 09.04	4 PK 970
				ALT		6 PK 2080

320 d

1951 ccm	100 kW	M47 204 D1;M47 D20	03.00 - 09.01	AC-C		5 PK 835
				ALT		5 PK 2030

320 d

1995 ccm	110 kW	M47N 204 D4	09.01 - 02.05	AC-C	FROM: 10.04	4 EPK 917
				AC-C	UNTIL: 09.04	4 PK 970
				ALT	FROM: 09.02	6 PK 2080

330 d

2926 ccm	135 kW	M57 306 D1;M57 D30	10.99 - 02.05	AC-C		5 PK 812
				ALT		5 PK 2063

330 xd

2926 ccm	135 kW	M57 D30	06.00 - 02.05	AC-C		5 PK 812
				ALT		5 PK 2063

330 d

2993 ccm	150 kW	M57N 306 D2	03.03 - 02.05	AC-C	FROM: 10.04	4 EPK 860
				AC-C	UNTIL: 09.04	4 PK 884
				ALT		6 PK 2080

330 xd

2993 ccm	150 kW	M57N 306 D2	03.03 - 02.05	AC-C	FROM: 10.04	4 EPK 860
				AC-C	UNTIL: 09.04	4 PK 884
				ALT		6 PK 2080

3 (E90)

316 i

1596 ccm	85 kW	N45 B16;N45 B16 A;N45 B16 TU2	02.06 - 12.11	ALT		6 PK 1870
----------	-------	-------------------------------	---------------	-----	--	-----------


BMW
3 (E90)

316 i						
1599 ccm	90 kW	N43 B16 A	09.07 - 12.11	ALT		7 PK 1105
318 i						
1995 ccm	95 kW	N46 B20;N46 B20 B	09.05 - 03.07	ALT		6 PK 1870
318 i						
1995 ccm	105 kW	N43 B20 A	09.07 - 12.11	ALT		7 PK 1105
320 i						
1995 ccm	110 kW	N46 B20;N46 B20 A;N46 B20 C	01.05 - 03.07	ALT		6 PK 1870
320 i						
1995 ccm	115 kW	N43 B20 A	03.07 - 12.11	ALT	+ NIV	7 PK 1105
320 i						
1995 ccm	125 kW	N43 B20 A	09.07 - 12.11	ALT	+ NIV ALT; AC-C	7 PK 1105 7 PK 1915
323 i						
2497 ccm	130 kW	N52 B25 A;N52N B25 A	04.06 - 06.07	ALT		6 PK 1990
320 si						
1997 ccm	127 kW	N45 B20 A	05.06 - 12.11	ALT		6 PK 1870
325 i						
2497 ccm	160 kW	N52 B25;N52 B25 A	01.05 - 12.11	ALT		6 PK 1990
325 xi						
2497 ccm	160 kW	N52 B25 A	01.05 - 12.11	ALT	FROM: 10.05	6 PK 1990
325 i						
2996 ccm	160 kW	N53 B30;N53 B30 A	09.07 - 12.11	ALT	+ NIV	6 PK 1830
				ALT	+ NIV	6 PK 1990
325 xi						
2996 ccm	160 kW	N53 B30 A	09.07 - 12.11	ALT		6 PK 1990
325 i xDrive						
2996 ccm	160 kW	N53 B30 A	09.08 - 12.11	ALT		6 PK 1990
330 i						
2996 ccm	190 kW	N52 B30;N52 B30 A	01.05 - 12.11	ALT		6 PK 1990
330 xi						
2996 ccm	190 kW	N52 B30 A	01.05 - 12.11	ALT	FROM: 10.05	6 PK 1990
330 i						
2996 ccm	200 kW	N53 B30;N53 B30 A	09.07 - 12.11	ALT	+ NIV	6 PK 1830
				ALT	+ NIV	6 PK 1990
330 xi						
2996 ccm	200 kW	N53 B30 A	09.07 - 12.11	ALT	+ NIV	6 PK 1830
				ALT	MTR-CODE: N52B30A;N53B30A	6 PK 1990
				ALT	MTR-CODE: N53B30A; + NIV	6 PK 1990
330 i xDrive						
2996 ccm	200 kW	N53 B30 A	09.08 - 12.11	ALT		6 PK 1990
M3 4.0						
3999 ccm	309 kW	S65 B40	03.07 - 12.11	AC-C	OE-NO.: 11287838200	6 PK 1070
				AC-C	OE-NO.: 11287841529	6 PK 1100
				ALT		6 PK 1460
316 d						
1995 ccm	85 kW	N47 D20 C	07.09 - 12.11	ALT	+ AC; - ELEC-STEER	6 DPK 1817
318 d						
1995 ccm	90 kW	M47N 204 D4	09.05 - 12.11	ALT		6 PK 1840
				PS		4 EPK 830
318 d						
1995 ccm	105 kW	N47 D20 A;N47 D20 C	09.05 - 12.11	ALT	FROM: 06.07; + AC; - ELEC-STEER	6 DPK 1817
320 d						
1995 ccm	110 kW	M47N 204 D4	09.05 - 12.11	ALT		6 PK 1840
				PS		4 EPK 830
320 d						
1995 ccm	120 kW	N47 D20 C	01.05 - 12.11	ALT		6 PK 1840
				PS		4 EPK 830
320 d						
1995 ccm	130 kW	N47 D20 A	09.07 - 12.11	ALT	+ AC; - ELEC-STEER	6 DPK 1817
320 xd						
1995 ccm	130 kW	N47 D20 C	09.07 - 12.11	ALT	+ AC; - ELEC-STEER	6 DPK 1817
320 d xDrive						
1995 ccm	130 kW	N47 D20 C	09.08 - 12.11	ALT	+ AC; - ELEC-STEER	6 DPK 1817



BMW

3 (E90)

320 d

1995 ccm 135 kW N47 D20 C 01.10 - 12.11 ALT + AC; - ELEC-STEER 6 DPK 1817

320 d xDrive

1995 ccm 135 kW N47 D20 C 01.10 - 12.11 ALT 6 DPK 1817

325 d

2993 ccm 145 kW M57 306 D3 09.06 - 12.11 ALT PS 6 PK 1840
4 EPK 811

325 d

2993 ccm 150 kW N57 D30 A 01.10 - 12.11 ALT + AC; - ELEC-STEER 6 DPK 1817

330 d

2993 ccm 170 kW M57 306 D3;M57 D30 TU2 09.05 - 12.11 ALT PS 6 PK 1840
4 EPK 811

330 xd

2993 ccm 170 kW M57 306 D3;M57 D30 TU2 09.05 - 12.11 ALT PS 6 PK 1840
4 EPK 811

330 d

2993 ccm 180 kW M57N2 306 D3;N57 D30 A 01.09 - 12.11 ALT + AC; - ELEC-STEER 6 DPK 1817

330 d xDrive

2993 ccm 180 kW N57 D30 A 01.09 - 12.11 ALT 6 DPK 1817

335 d

2993 ccm 210 kW M57N 306 D5 09.06 - 12.11 AC-C OE-NO.: 64557792851 4 EPK 860
AC-C OE-NO.: 64557793608 4 EPK 850
ALT 6 PK 2065

3 Touring (E91)

316 i

1599 ccm 90 kW N43 B16 A 09.07 - ALT 7 PK 1105

318 i

1995 ccm 95 kW N46 B20;N46 B20 B 01.06 - ALT 6 PK 1870

318 i

1995 ccm 105 kW N43 B20 A 09.07 - ALT 7 PK 1105

320 i

1995 ccm 110 kW N46 B20;N46 B20 A;N46 B20 C 09.05 - ALT 6 PK 1870

320 i

1995 ccm 125 kW N43 B20 A 09.07 - ALT + NIV 7 PK 1105
ALT; AC-C + ACT-STEER 7 PK 1915

323 i

2497 ccm 130 kW N52N B25 A 04.06 - ALT 6 PK 1990

325 i

2497 ccm 160 kW N52 B25;N52 B25 A;N52 B25 C 09.05 - ALT 6 PK 1990

325 xi

2497 ccm 160 kW N52 B25 C 09.05 - ALT 6 PK 1990

325 i

2996 ccm 160 kW N53 B30;N53 B30 A 09.07 - ALT + NIV 6 PK 1830
ALT + NIV 6 PK 1990

325 xi

2996 ccm 160 kW N53 B30 A 09.07 - ALT + NIV 6 PK 1830
ALT + NIV 6 PK 1990

325 i xDrive

2996 ccm 160 kW N53 B30 A 09.08 - ALT 6 PK 1990

330 i

2996 ccm 190 kW N52 B30;N52 B30 A 09.05 - ALT 6 PK 1990

330 xi

2996 ccm 190 kW N52 B30 A 09.05 - ALT 6 PK 1990

330 i

2996 ccm 200 kW N53 B30 09.07 - ALT + NIV 6 PK 1830
ALT + NIV 6 PK 1990

330 xi

2996 ccm 200 kW N53 B30 A 09.07 - ALT + NIV 6 PK 1830
ALT + NIV 6 PK 1990

330 i xDrive

2996 ccm 200 kW N53 B30 A 09.08 - ALT 6 PK 1990

318 d

1995 ccm 90 kW M47N 204 D4 09.05 - ALT FROM: 01.06 6 PK 1840
PS 4 EPK 830


BMW
3 Touring (E91)

318 d							
1995 ccm	105 kW	N47 D20 A;N47 D20 C	09.07 -	ALT	+ AC; - ELEC-STEER		6 DPK 1817
320 d							
1995 ccm	110 kW	M47 D20 TU;M47N 204 D4	09.05 -	ALT PS			6 PK 1840 4 EPK 830
320 d							
1995 ccm	120 kW	M47N 204 D5;N47 D20 A;N47 D20 C	09.05 -	ALT PS	MTR-CODE: M47		6 PK 1840 4 EPK 830
320 d							
1995 ccm	130 kW	N47 D20 A	09.07 -	ALT	+ AC; - ELEC-STEER		6 DPK 1817
320 xd							
1995 ccm	130 kW	N47 D20 A	09.07 -	ALT	+ AC; - ELEC-STEER		6 DPK 1817
320d xDrive							
1995 ccm	130 kW	N47 D20 C	09.08 -	ALT	+ AC; - ELEC-STEER		6 DPK 1817
320 d							
1995 ccm	135 kW	N47 D20 C	01.10 -	ALT	+ AC; - ELEC-STEER		6 DPK 1817
320 d xDrive							
1995 ccm	135 kW	N47 D20 C	01.10 -	ALT			6 DPK 1817
325 d							
2993 ccm	145 kW	M57 306 D3;M57 D30 TU2	09.06 -	ALT PS			6 PK 1840 4 EPK 811
330 d							
2993 ccm	170 kW	M57 306 D3	09.05 -	ALT PS			6 PK 1840 4 EPK 811
330 xd							
2993 ccm	170 kW	M57 306 D3;M57 D30 TU2	09.05 -	ALT PS			6 PK 1840 4 EPK 811
330 d							
2993 ccm	180 kW	M57N2 306 D3;N57 D30 A	01.09 -	ALT	+ AC; + PS		6 DPK 1817
330 xd							
2993 ccm	180 kW	M57N2 306 D3;N57 D30 A	01.09 -	ALT			6 DPK 1817
335 d							
2993 ccm	210 kW	M57N 306 D5	09.06 -	AC-C AC-C ALT	OE-NO.: 64557792851 OE-NO.: 64557793608		4 EPK 860 4 EPK 850 6 PK 2065

3 Coupe (E92)

320 i							
1995 ccm	110 kW	N46 B20 A;N46N B20 B	11.06 -	ALT			6 PK 1870
320 i							
1995 ccm	125 kW	N43 B20 A	03.07 -	ALT ALT; AC-C	+ NIV + ACT-STEER		7 PK 1105 7 PK 1915
323 i							
2497 ccm	130 kW	N52N B25 A	06.06 -	ALT			6 PK 1990
325 i							
2497 ccm	160 kW	N52 B25;N52 B25 A;N52 B25 C	09.06 -	ALT			6 PK 1990
325 xi							
2497 ccm	160 kW	N52 B25 A;N52 B25 C	09.06 -	ALT			6 PK 1990
325 i							
2996 ccm	160 kW	N53 B30;N53 B30 A	09.07 -	ALT ALT	+ NIV + NIV		6 PK 1830 6 PK 1990
325 xi							
2996 ccm	160 kW	N53 B30 A	09.07 -	ALT			6 PK 1990
325 i xDrive							
2996 ccm	160 kW	N53 B30 A	09.08 -	ALT			6 PK 1990
330 i							
2996 ccm	190 kW	N52 B30 A	09.06 -	ALT			6 PK 1990
330 xi							
2996 ccm	190 kW	N52 B30 A	09.06 -	ALT			6 PK 1990
330 i							
2996 ccm	200 kW	N53 B30;N53 B30 A	09.06 -	ALT ALT	FROM: 03.07; + NIV FROM: 03.07; + NIV		6 PK 1830 6 PK 1990
330 xi							
2996 ccm	200 kW	N52 B30 A	09.06 -	ALT	FROM: 03.07; MTR-CODE: N53B30A; + NIV		6 PK 1990



BMW

3 Coupe (E92)

330 xi

2996 ccm 200 kW N52 B30 A 09.06 - ALT FROM: 09.08; MTR-CODE: N52B30A;N53B30A 6 PK 1990

330 i xDrive

2996 ccm 200 kW N53 B30 A 09.08 - ALT 6 PK 1990

M

3999 ccm 309 kW S65 B40 03.07 - AC-C 6 PK 1070
ALT 6 PK 1460

320 d

1995 ccm 130 kW N47 D20 A 03.07 - ALT OE-NO.: 11287800345; + AC; - ELEC-STEER 6 DPK 1817

320 xd

1995 ccm 130 kW N47 D20 A 03.07 - ALT OE-NO.: 11287800345; + AC; - ELEC-STEER 6 DPK 1817

320 d xDrive

1995 ccm 130 kW N47 D20 C 09.08 - ALT + AC; - ELEC-STEER 6 DPK 1817

320 d

1995 ccm 135 kW N47 D20 C 01.10 - ALT + AC; - ELEC-STEER 6 DPK 1817

320 d xDrive

1995 ccm 135 kW N47 D20 C 01.10 - ALT 6 DPK 1817

325 d

2993 ccm 145 kW M57 D30 TU2;N57N 306 D3 03.07 - ALT 6 PK 1840
PS 4 EPK 811

330 d

2993 ccm 170 kW M57 306 D3;M57 D30 TU2 09.06 - ALT 6 PK 1840
PS 4 EPK 811

330 xd

2993 ccm 170 kW M57 306 D3;M57 D30 TU2 09.06 - ALT 6 PK 1840
PS 4 EPK 811

330 d

2993 ccm 180 kW M57N2 306 D3;N57 D30 A 01.09 - ALT 6 PK 1840

330 xd X

2993 ccm 180 kW M57N2 306 D3;N57 D30 A 01.09 - ALT 6 DPK 1817

330 d xDrive

2993 ccm 180 kW N57 D30 A 01.09 - ALT 6 DPK 1817

335 d

2993 ccm 210 kW M57N 306 D5 09.06 - AC-C OE-NO.: 64557792851 4 EPK 860
AC-C OE-NO.: 64557793608 4 EPK 850
ALT 6 PK 2065

3 Cabriolet (E93)

320 i

1995 ccm 110 kW N46 B20;N46N B20 B 03.07 - ALT 6 PK 1870

320 i

1995 ccm 125 kW N43 B20 A 03.07 - ALT FROM: 07.07; + NIV 7 PK 1105

325 i

2996 ccm 160 kW N53 B30;N53 B30 A 03.07 - ALT + NIV 6 PK 1830
ALT + NIV 6 PK 1990

330 i

2996 ccm 190 kW N52N B30 B 03.07 - ALT 6 PK 1990

330 i

2996 ccm 200 kW N53 B30;N53 B30 A 03.07 - ALT + NIV 6 PK 1830
ALT + NIV 6 PK 1990

M3

3999 ccm 309 kW S65 B40 03.07 - AC-C FROM: 07.07; OE-NO.: 11287838200 6 PK 1070
AC-C FROM: 07.07; OE-NO.: 11287841529 6 PK 1100
ALT FROM: 07.07 6 PK 1460

320 d

1995 ccm 130 kW N47 D20 A 03.07 - ALT + AC; - ELEC-STEER 6 DPK 1817

325 d

2993 ccm 145 kW M57 D30 TU2;N57 306 D3 03.07 - ALT FROM: 07.07 6 PK 1840
PS 4 EPK 811

330 d

2993 ccm 170 kW M57 D30 TU2;N57N 306 D3 03.07 - ALT 6 PK 1840
PS 4 EPK 811

330 d

2993 ccm 180 kW M57N2 306 D3;N57 D30 A 01.09 - ALT 6 PK 1840



BMW

5 (E34)

518 i

1796 ccm	83 kW	M40 B18	08.89 - 09.95	AC-C		AVX 13 x 850
				ALT		AVX 10 x 1013
				PS		AVX 10 x 800
				CAM		ZRK 1122
				CAM	FROM: 10.91	KT 1031
				CAM	UNTIL: 09.91	KT 1005

518 i

1796 ccm	85 kW	M43 B18	08.89 - 09.95	AC-C		AVX 13 x 850
				ALT		AVX 10 x 1013
				PS		AVX 10 x 800
				AC-C	FROM: 11.92	4 PK 890
				ALT	FROM: 11.92	6 PK 1660

520 i

1990 ccm	95 kW	M20 B20	01.88 - 08.91	AC-C		AVX 13 x 800
				ALT; W-P; FAN		AVX 10 x 980
				PS		AVX 10 x 825
				CAM		ZRK 1010
				CAM		KT 1007

520 i 24V

1991 ccm	110 kW	M50 B(20 6 S1);M50 B(20 6 S2) Vanos;M50 B20;M50 B20 TU	09.89 - 09.95	AC-C	FROM: 01.92	5 PK 905
				AC-C	FROM: 11.90; UNTIL: 01.92	5 PK 890
				ALT	FROM: 09.91	6 PK 1555
				ALT	FROM: 11.90; UNTIL: 09.91	6 PK 1560

525 i

2494 ccm	125 kW	M20 B25	01.88 - 08.91	AC-C	OE-NO.: 64521706826	AVX 13 x 800
				AC-C	OE-NO.: 64551722990	AVX 13 x 825
				ALT; W-P; FAN		AVX 10 x 980
				PS		AVX 10 x 825
				CAM		ZRK 1010
				CAM		KT 1007

525 i 24V

2494 ccm	141 kW	M50 B25;M50 B25 TU;M52 B25 (Vanos)	09.89 - 09.95	AC-C	FROM: 01.92	5 PK 905
				AC-C	FROM: 10.90; UNTIL: 01.92	5 PK 890
				ALT	FROM: 09.91	6 PK 1555
				ALT	FROM: 10.90; UNTIL: 09.91	6 PK 1560

525 iX 24V

2494 ccm	141 kW	M52 B25 (Vanos)	10.91 - 09.95	AC-C		5 PK 905
				AC-C	UNTIL: 01.92	5 PK 890
				ALT		6 PK 1555

530 i

2986 ccm	138 kW	M30 B30	01.88 - 08.91	AC-C		AVX 13 x 835
				ALT; W-P; FAN		AVX 13 x 1055
				PS		AVX 10 x 864

530 i V8

2997 ccm	160 kW	M60 B30	09.92 - 09.95	AC-C		5 PK 975
				ALT		7 PK 1605

535 i

3430 ccm	155 kW	M30 B35	01.88 - 09.95	AC-C		AVX 13 x 835
				ALT; W-P; FAN		AVX 13 x 1055
				PS		AVX 10 x 864

M 3.6

3535 ccm	232 kW	S38 B36	10.88 - 05.92	AC-C		AVX 13 x 835
				ALT; W-P	UNTIL: 11.89	AVX 13 x 1055
				PS		AVX 10 x 864

M 3.6 KAT

3535 ccm	232 kW	S38 B36	10.88 - 05.92	AC-C		AVX 13 x 835
				ALT; W-P	UNTIL: 11.89	AVX 13 x 1055
				PS		AVX 10 x 864

M 3.8

3795 ccm	250 kW	S38 B38	03.92 - 09.95	PS		AVX 10 x 825
----------	--------	---------	---------------	----	--	--------------

540 i V8

3982 ccm	210 kW	M60 B40	09.92 - 09.95	AC-C		5 PK 975
				ALT		7 PK 1605



BMW

5 (E34)

524 td

2443 ccm	85 kW	M21 D24;M21 D24 WA	03.88 - 09.95	AC-C ALT; W-P; FAN PS CAM CAM		AVX 13 x 825 AVX 10 x 995 AVX 10 x 864 ZRK 1263 KT 1042
----------	-------	--------------------	---------------	---	--	---

525 td

2497 ccm	85 kW	M51 D25	04.93 - 09.95	AC-C ALT		4 PK 780 5 PK 1815
----------	-------	---------	---------------	-------------	--	-----------------------

525 tds

2503 ccm	105 kW	M51 D25 (Inter.)	09.91 - 09.95	AC-C ALT		4 PK 780 5 PK 1815
----------	--------	------------------	---------------	-------------	--	-----------------------

5 Touring (E34)

518 i

1796 ccm	83 kW	M40 B18	03.93 - 09.94	AC-C ALT PS AC-C CAM CAM		AVX 13 x 850 AVX 10 x 1013 AVX 10 x 800 4 PK 855 ZRK 1122 KT 1031
----------	-------	---------	---------------	---	--	--

518 i

1796 ccm	85 kW	M43 B18	09.94 - 01.97	AC-C AC-C ALT ALT	FROM: 11.95; MTR-CODE: M431842G MTR-CODE: M43184E2 FROM: 11.95; MTR-CODE: M431842G MTR-CODE: M43184E2	4 PK 890 4 PK 890 6 PK 1660 6 PK 1660
----------	-------	---------	---------------	----------------------------	--	--

518 g

1796 ccm	85 kW	M43 B18	11.95 - 06.96	AC-C ALT		4 PK 890 6 PK 1660
----------	-------	---------	---------------	-------------	--	-----------------------

520 i

1991 ccm	110 kW	M50 B(20 6 S1);M50 B(20 6 S2) Vanos;M50 B20;M50 B20 TU	11.91 - 01.97	AC-C AC-C ALT	UNTIL: 01.92	5 PK 905 5 PK 890 6 PK 1555
----------	--------	---	---------------	---------------------	--------------	-----------------------------------

525 i

2494 ccm	141 kW	M50 B25;M50 B25 TU	11.91 - 01.97	AC-C AC-C ALT	UNTIL: 01.92	5 PK 905 5 PK 890 6 PK 1555
----------	--------	--------------------	---------------	---------------------	--------------	-----------------------------------

525 ix

2494 ccm	141 kW	M50 B25;M52 B25 (Vanos)	02.92 - 01.97	AC-C ALT		5 PK 905 6 PK 1555
----------	--------	-------------------------	---------------	-------------	--	-----------------------

530 i V8

2997 ccm	160 kW	M60 B30	09.92 - 01.97	AC-C ALT		5 PK 975 7 PK 1605
----------	--------	---------	---------------	-------------	--	-----------------------

540 i

3982 ccm	210 kW	M60 B40	09.93 - 01.97	AC-C ALT		5 PK 975 7 PK 1605
----------	--------	---------	---------------	-------------	--	-----------------------

M 3.8

3795 ccm	250 kW	S38 B38	09.94 - 01.97	PS		AVX 10 x 825
----------	--------	---------	---------------	----	--	--------------

525 td

2497 ccm	85 kW	M51 D25	03.93 - 01.97	AC-C ALT		4 PK 780 5 PK 1815
----------	-------	---------	---------------	-------------	--	-----------------------

525 tds

2503 ccm	105 kW	M51 D25 (Inter.)	12.91 - 01.97	AC-C ALT		4 PK 780 5 PK 1815
----------	--------	------------------	---------------	-------------	--	-----------------------

5 (E39)

520 i

1991 ccm	100 kW	M52 B(20 6 S3) Vanos	04.99 - 06.03	AC-C ALT		5 PK 865 6 PK 1540
----------	--------	----------------------	---------------	-------------	--	-----------------------

520 i

1991 ccm	110 kW	M52 B(20 6 S3) Vanos;M52 B(20 6 S4);M52 B20	01.96 - 09.00	AC-C AC-C AC-C ALT ALT	FROM: 03.98 UNTIL: 02.96 UNTIL: 03.98 FROM: 09.98 UNTIL: 09.98	5 PK 865 5 PK 890 5 PK 905 6 PK 1540 6 PK 1555
----------	--------	---	---------------	------------------------------------	--	--



BMW

5 (E39)

520 i

2171 ccm	125 kW	M54 B22	09.00 - 06.03	AC-C AC-C ALT	FROM: 09.02 UNTIL: 09.02	4 PK 860 5 PK 865 6 PK 1540
----------	--------	---------	---------------	---------------------	-----------------------------	-----------------------------------

523 i

2494 ccm	125 kW	M52 B25 (Vanos);M52 B25 TU	11.95 - 09.00	AC-C AC-C AC-C ALT ALT	FROM: 03.98 UNTIL: 02.96 UNTIL: 03.98 FROM: 09.98 UNTIL: 09.98	5 PK 865 5 PK 890 5 PK 905 6 PK 1540 6 PK 1555
----------	--------	----------------------------	---------------	------------------------------------	--	--

525 i

2494 ccm	141 kW	M54 256 S5;M54 B25	09.00 - 06.03	AC-C AC-C ALT	FROM: 09.02 UNTIL: 09.02	4 PK 860 5 PK 865 6 PK 1540
----------	--------	--------------------	---------------	---------------------	-----------------------------	-----------------------------------

528 i

2793 ccm	142 kW	M52 B28;M52 B28 TU	11.95 - 09.00	AC-C AC-C AC-C ALT ALT	FROM: 03.98 UNTIL: 02.96 UNTIL: 03.98 FROM: 09.98 UNTIL: 09.98	5 PK 865 5 PK 890 5 PK 905 6 PK 1540 6 PK 1555
----------	--------	--------------------	---------------	------------------------------------	--	--

530 i

2979 ccm	170 kW	M54 306 S3;M54 B30	09.00 - 06.03	AC-C AC-C ALT	FROM: 09.02 UNTIL: 09.02	4 PK 860 5 PK 865 6 PK 1540
----------	--------	--------------------	---------------	---------------------	-----------------------------	-----------------------------------

535 i

3498 ccm	173 kW	M62 B(35 8 S1);M62 B35	04.96 - 03.99	AC-C ALT		5 PK 1005 7 PK 1630
----------	--------	------------------------	---------------	-------------	--	------------------------

535 i

3498 ccm	180 kW	M62 B(35 8 S2);M62 B35 TU	04.99 - 06.03	AC-C ALT		5 PK 1005 7 PK 1630
----------	--------	---------------------------	---------------	-------------	--	------------------------

540 i

4398 ccm	210 kW	M62 448 S2;M62 B44;M62 B44 TU	04.96 - 06.03	AC-C ALT		5 PK 1005 7 PK 1630
----------	--------	-------------------------------	---------------	-------------	--	------------------------

M 4.9

4941 ccm	294 kW	S38 B49;S62 B50	10.98 - 06.03	AC-C ALT		5 PK 975 7 PK 1630
----------	--------	-----------------	---------------	-------------	--	-----------------------

520 d

1951 ccm	100 kW	M47 204 D1;M47 D20	02.00 - 06.03	AC-C ALT		5 PK 835 5 PK 2030
----------	--------	--------------------	---------------	-------------	--	-----------------------

525 td

2497 ccm	85 kW	M51 D25	01.97 - 06.03	AC-C ALT ALT	- AMP: 140 AMP: 140	4 PK 780 5 PK 1815 5 PK 1850
----------	-------	---------	---------------	--------------------	------------------------	------------------------------------

525 d

2497 ccm	120 kW	M57 256 D1;M57 D25	02.00 - 06.03	AC-C ALT		5 PK 812 5 PK 2063
----------	--------	--------------------	---------------	-------------	--	-----------------------

525 tds

2503 ccm	105 kW	M51 D25 (Inter.)	01.96 - 06.03	AC-C ALT ALT	- AMP: 140 AMP: 140	4 PK 780 5 PK 1815 5 PK 1850
----------	--------	------------------	---------------	--------------------	------------------------	------------------------------------

530 d

2926 ccm	135 kW	M57 D30	08.98 - 09.00	AC-C ALT		5 PK 812 5 PK 2063
----------	--------	---------	---------------	-------------	--	-----------------------

530 d

2926 ccm	142 kW	M57 D30	09.00 - 06.03	AC-C ALT		5 PK 812 5 PK 2063
----------	--------	---------	---------------	-------------	--	-----------------------

5 Touring (E39)

520 i

1991 ccm	100 kW	M52 B(20 6 S3) Vanos	04.99 - 05.04	AC-C ALT		5 PK 865 6 PK 1540
----------	--------	----------------------	---------------	-------------	--	-----------------------

520 i

1991 ccm	110 kW	M52 B(20 6 S3) Vanos;M52 B(20 6 S4);M52 B20	01.97 - 09.00	AC-C AC-C	FROM: 03.98 UNTIL: 03.98	5 PK 865 5 PK 905
----------	--------	---	---------------	--------------	-----------------------------	----------------------



BMW

5 Touring (E39)

520 i

1991 ccm	110 kW	M52 B(20 6 S3) Vanos;M52 B(20 6 S4);M52 B20	01.97 - 09.00	ALT	FROM: 09.98	6 PK 1540
				ALT	UNTIL: 09.98	6 PK 1555

520 i

2171 ccm	125 kW	M54 B22	09.00 - 05.04	AC-C	FROM: 09.02	4 PK 860
				AC-C	UNTIL: 09.02	5 PK 865
				ALT		6 PK 1540

523 i

2494 ccm	125 kW	M52 B25 (Vanos);M52 B25 TU	01.97 - 09.00	AC-C	FROM: 03.98	5 PK 865
				AC-C	UNTIL: 03.98	5 PK 905
				ALT	FROM: 09.98	6 PK 1540
				ALT	UNTIL: 09.98	6 PK 1555

525 i

2494 ccm	141 kW	M54 256 S5;M54 B25	09.00 - 05.04	AC-C	FROM: 09.02	4 PK 860
				AC-C	UNTIL: 09.02	5 PK 865
				ALT		6 PK 1540

528 i

2793 ccm	142 kW	M52 B28;M52 B28 TU	01.97 - 09.00	AC-C	FROM: 03.98	5 PK 865
				AC-C	UNTIL: 03.98	5 PK 905
				ALT	FROM: 09.98	6 PK 1540
				ALT	UNTIL: 09.98	6 PK 1555

530 i

2979 ccm	170 kW	M54 306 S3;M54 B30	09.00 - 05.04	AC-C	FROM: 09.02	4 PK 860
				AC-C	UNTIL: 09.02	5 PK 865
				ALT		6 PK 1540

540 i

4398 ccm	210 kW	M62 448 S2;M62 B44;M62 B44 TU	01.97 - 05.04	AC-C		5 PK 1005
				ALT		7 PK 1630

520 d

1951 ccm	100 kW	M47 204 D1;M47 D20	02.00 - 09.03	AC-C		5 PK 835
				ALT		5 PK 2030

525 d

2497 ccm	120 kW	M57 256 D1;M57 D25	02.00 - 05.04	AC-C	FROM: 09.00	5 PK 812
				ALT	FROM: 09.00	5 PK 2063

525 tds

2503 ccm	105 kW	M51 D25 (Inter.)	03.97 - 05.04	AC-C		4 PK 780
				ALT	MTR-CODE: M51256T1; AMP: 140; MOD: E39	5 PK 1850
				ALT	MTR-CODE: M51256T1; MOD: E39; - AMP: 140	5 PK 1815

530 d

2926 ccm	135 kW	M57 D30	08.98 - 09.00	AC-C		5 PK 812
				ALT		5 PK 2063

530 d

2926 ccm	142 kW	M57 D30	09.00 - 05.04	AC-C		5 PK 812
				ALT		5 PK 2063

5 (E60)

520 i

1995 ccm	125 kW	N43 B20 A	09.07 - 03.10	ALT	MTR-CODE: N46B20B	6 PK 1870
----------	--------	-----------	---------------	-----	-------------------	-----------

520 i

2171 ccm	125 kW	M54 226 S1;M54 B22	07.03 - 03.10	AC-C		4 PK 845
				ALT		6 PK 1540

523 i

2497 ccm	130 kW	N52 B25;N52 B25 A	07.05 - 03.10	ALT		6 PK 1990
----------	--------	-------------------	---------------	-----	--	-----------

523 i

2497 ccm	140 kW	N52 B25 A	01.07 - 03.10	ALT		6 PK 1990
----------	--------	-----------	---------------	-----	--	-----------

525 i

2494 ccm	141 kW	M54 256 S5;M54 B25	09.03 - 03.10	AC-C		4 PK 845
				ALT	+ NIV	6 PK 1540
				ALT	+ NIV	6 PK 1560

525 i

2497 ccm	160 kW	N52 B25;N52 B25 A	07.05 - 03.10	ALT		6 PK 1990
----------	--------	-------------------	---------------	-----	--	-----------

525 xi

2497 ccm	160 kW	N52 B25 A	07.05 - 03.10	ALT		6 PK 1990
----------	--------	-----------	---------------	-----	--	-----------


BMW
5 (E60)
525 i

2996 ccm 160 kW N53 B30;N53 B30 A 01.07 - 03.10 ALT 6 PK 1990

525 xi

2996 ccm 160 kW N53 B30 A 01.07 - 03.10 ALT 6 PK 1990

525 i xDrive

2996 ccm 160 kW N53 B30 A 09.08 - 03.10 ALT 6 PK 1990

530 i

 2979 ccm 170 kW M54 306 S3;M54 B30 07.03 - 03.10 AC-C 4 PK 845
 ALT + NIV 6 PK 1540
 ALT + NIV 6 PK 1560

530 i

2996 ccm 190 kW N52 B30;N52 B30 A 07.05 - 03.10 ALT 6 PK 1990

530 xi

2996 ccm 190 kW N52 B30 A 07.05 - 03.10 ALT 6 PK 1990

530 i

2996 ccm 200 kW N53 B30;N53 B30 A 01.07 - 03.10 ALT 6 PK 1990

530 xi

2996 ccm 200 kW N53 B30 A 01.07 - 03.10 ALT 6 PK 1990

530 i xDrive

2996 ccm 200 kW N53 B30 A 09.08 - 03.10 ALT 6 PK 1990

540 i

 4000 ccm 225 kW N62 B40 A 07.05 - 03.10 AC-C 4 EPK 844
 ALT FROM: 03.06 6 PK 1550

545 i

 4398 ccm 245 kW N62 B44 09.03 - 03.10 AC-C 4 EPK 844
 ALT 6 PK 1550

550 i

 4799 ccm 270 kW N62 B48 B 07.05 - 03.10 AC-C 4 EPK 844
 ALT 6 PK 1550

M

4999 ccm 373 kW S85 B50 A 09.04 - 03.10 AC-C FROM: 03.05 6 PK 1090

520 d

 1995 ccm 110 kW M47 D20 (204D4) 09.05 - 03.10 AC-C 4 EPK 860
 ALT 6 PK 2080

520 d

 1995 ccm 120 kW M47 D20 (204D4);N47 D20 07.05 - 03.10 AC-C MTR-CODE: M47 4 EPK 860
 A;N47 D20 C ALT 6 PK 2080

520 d

 1995 ccm 130 kW M47 D20 (204D4);N47 D20 09.07 - 03.10 AC-C MTR-CODE: M47 4 EPK 860
 A;N47 D20 C ALT 6 DPK 1817

525 d

 2497 ccm 120 kW M57 256 D1 12.04 - 03.10 AC-C OE-NO.: 64557793608 4 EPK 850
 AC-C OE-NO.: 64557809801 4 EPK 867
 ALT + NIV 6 PK 2080
 ALT + NIV 6 PK 2160

525 d

 2497 ccm 130 kW M57 D25 TU;M57N 256 D4 06.04 - 03.10 AC-C FROM: 09.04; OE-NO.: 64557809801 4 EPK 867
 AC-C OE-NO.: 64557793608 4 EPK 850
 AC-C UNTIL: 09.04 4 PK 860
 ALT + NIV 6 PK 2080
 ALT + NIV 6 PK 2160

525 d

 2993 ccm 145 kW M57 306 D3 01.07 - 03.10 AC-C OE-NO.: 64557793608 4 EPK 850
 AC-C OE-NO.: 64557809801 4 EPK 867
 ALT + NIV 6 PK 2080
 ALT + NIV 6 PK 2160

525 xd

 2993 ccm 145 kW M57 306 D3 01.07 - 03.10 AC-C OE-NO.: 64557793608 4 EPK 850
 AC-C OE-NO.: 64557809801 4 EPK 867
 ALT FROM: 08.07; + NIV 6 PK 2080
 ALT FROM: 08.07; + NIV 6 PK 2160

525 d xDrive

2993 ccm 145 kW M57 D30 (306D3) 09.08 - 03.10 ALT 6 PK 2080



BMW

5 (E60)

530 d

2993 ccm	160 kW	N57 306 D2	07.03 - 03.10	AC-C	OE-NO.: 64557793608	4 EPK 850
				AC-C	OE-NO.: 64557809801	4 EPK 867
				AC-C	UNTIL: 09.04	4 PK 860
				ALT	+ NIV	6 PK 2080
				ALT	+ NIV	6 PK 2160

530 d

2993 ccm	170 kW	M57 306 D3	07.03 - 03.10	AC-C	OE-NO.: 64557793608	4 EPK 850
				AC-C	OE-NO.: 64557809801	4 EPK 867
				ALT	FROM: 08.05; + NIV	6 PK 2080
				ALT	FROM: 08.05; + NIV	6 PK 2160

530 xd

2993 ccm	170 kW	M57 306 D3	07.05 - 03.10	AC-C	OE-NO.: 64557793608	4 EPK 850
				AC-C	OE-NO.: 64557809801	4 EPK 867
				ALT		6 PK 2080

530 d

2993 ccm	173 kW	M57 306 D3	01.07 - 03.10	AC-C	OE-NO.: 64557793608	4 EPK 850
				AC-C	OE-NO.: 64557809801	4 EPK 867
				ALT	+ NIV	6 PK 2080
				ALT	+ NIV	6 PK 2160

530 xd

2993 ccm	173 kW	M57 306 D3	01.07 - 03.10	AC-C	OE-NO.: 64557793608	4 EPK 850
				AC-C	OE-NO.: 64557809801	4 EPK 867
				ALT		6 PK 2080

530 d xDrive

2993 ccm	173 kW	M57N2 306 D3	09.08 - 03.10	ALT		6 PK 2080
----------	--------	--------------	---------------	-----	--	-----------

535 d

2993 ccm	200 kW	M57 306 D4	09.04 - 03.10	AC-C	OE-NO.: 64557792851	4 EPK 860
				AC-C	OE-NO.: 64557793608	4 EPK 850
				ALT	+ NIV	6 PK 2080
				ALT	+ NIV	6 PK 2160

535 d

2993 ccm	210 kW	M57N 306 D5	01.07 - 03.10	AC-C	OE-NO.: 64557792851	4 EPK 860
				AC-C	OE-NO.: 64557793608	4 EPK 850
				ALT	+ NIV	6 PK 2080
				ALT	+ NIV	6 PK 2160

5 Touring (E61)

520 i

1995 ccm	125 kW	N43 B20 A	09.07 -	ALT; AC-C		7 PK 1915
----------	--------	-----------	---------	-----------	--	-----------

523 i

2497 ccm	130 kW	N52 B25;N52 B25 A	07.05 -	ALT		6 PK 1990
----------	--------	-------------------	---------	-----	--	-----------

523 i

2497 ccm	140 kW	N52 B25 A	01.07 -	ALT		6 PK 1990
----------	--------	-----------	---------	-----	--	-----------

525 i

2494 ccm	141 kW	M54 256 S5;M54 B25	06.04 -	AC-C		4 PK 845
				ALT	+ NIV	6 PK 1540
				ALT	+ NIV	6 PK 1560

525 i

2497 ccm	160 kW	N52 B25;N52 B25 A	07.05 -	ALT		6 PK 1990
----------	--------	-------------------	---------	-----	--	-----------

525 xi

2497 ccm	160 kW	N52 B25 A	07.05 -	ALT		6 PK 1990
----------	--------	-----------	---------	-----	--	-----------

525 i

2996 ccm	160 kW	N53 B30;N53 B30 A	01.07 -	ALT		6 PK 1990
----------	--------	-------------------	---------	-----	--	-----------

525 xi

2996 ccm	160 kW	N53 B30 A	01.07 -	ALT		6 PK 1990
----------	--------	-----------	---------	-----	--	-----------

525 i xDrive

2996 ccm	160 kW	N53 B30 A	09.08 -	ALT		6 PK 1990
----------	--------	-----------	---------	-----	--	-----------

530 i

2996 ccm	190 kW	N52 B30;N52 B30 A	07.05 -	ALT		6 PK 1990
----------	--------	-------------------	---------	-----	--	-----------

530 xi

2996 ccm	190 kW	N52 B30 A	07.05 -	ALT		6 PK 1990
----------	--------	-----------	---------	-----	--	-----------

530 i

2996 ccm	200 kW	N53 B30;N53 B30 A	01.07 -	ALT		6 PK 1990
----------	--------	-------------------	---------	-----	--	-----------


BMW
5 Touring (E61)

530 xi						
2996 ccm	200 kW	N53 B30 A	01.07 -	ALT		6 PK 1990
530 i xDrive						
2996 ccm	200 kW	N53 B30 A	09.08 -	ALT		6 PK 1990
545 i						
4398 ccm	245 kW	N62 B44	06.04 -	AC-C ALT		4 EPK 844 6 PK 1550
550 i						
4799 ccm	270 kW	N62 B48 A;N62 B48 B	07.05 -	AC-C ALT		4 EPK 844 6 PK 1550
M						
4999 ccm	373 kW	S85 B50 A	02.07 -	AC-C		6 PK 1090
520 d						
1995 ccm	110 kW	M47 D20 (204D4);N47 D20 A;N47 D20 C	09.05 -	AC-C ALT		4 EPK 860 6 PK 2080
520 d						
1995 ccm	120 kW	M47 D20 (204D4);N47 D20 A;N47 D20 C	07.05 -	AC-C ALT	MTR-CODE: M47	4 EPK 860 6 PK 2080
520 d						
1995 ccm	130 kW	N47 D20 A;N47 D20 C	09.07 -	ALT		6 DPK 1817
525 d						
2497 ccm	120 kW	M57N 256 D4	12.04 -	AC-C AC-C ALT ALT	OE-NO.: 64557793608 OE-NO.: 64557809801 + NIV + NIV	4 EPK 850 4 EPK 867 6 PK 2080 6 PK 2160
525 d						
2497 ccm	130 kW	M57 D25 TU;M57N 256 D4	06.04 -	AC-C AC-C AC-C ALT ALT	FROM: 10.04; OE-NO.: 64557809801 OE-NO.: 64557793608 UNTIL: 09.04 + NIV + NIV	4 EPK 867 4 EPK 850 4 PK 860 6 PK 2080 6 PK 2160
525 d						
2993 ccm	145 kW	M57 306 D3	01.07 -	AC-C AC-C ALT ALT	OE-NO.: 64557793608 OE-NO.: 64557809801 + NIV + NIV	4 EPK 850 4 EPK 867 6 PK 2080 6 PK 2160
525 xd						
2993 ccm	145 kW	M57 306 D3	01.07 -	AC-C AC-C ALT ALT	OE-NO.: 64557793608 OE-NO.: 64557809801 FROM: 05.07; + NIV FROM: 05.07; + NIV	4 EPK 850 4 EPK 867 6 PK 2080 6 PK 2160
530 d						
2993 ccm	160 kW	N57 306 D2	06.04 -	AC-C AC-C AC-C ALT ALT	OE-NO.: 64557793608 OE-NO.: 64557809801 UNTIL: 09.04 + NIV + NIV	4 EPK 850 4 EPK 867 4 PK 860 6 PK 2080 6 PK 2160
530 d						
2993 ccm	170 kW	M57 306 D3	07.05 -	AC-C AC-C ALT ALT	OE-NO.: 64557793608 OE-NO.: 64557809801 + NIV + NIV	4 EPK 850 4 EPK 867 6 PK 2080 6 PK 2160
530 xd						
2993 ccm	170 kW	M57 306 D3	07.05 -	AC-C AC-C ALT ALT	OE-NO.: 64557793608 OE-NO.: 64557809801 + NIV + NIV	4 EPK 850 4 EPK 867 6 PK 2080 6 PK 2160
530 d						
2993 ccm	173 kW	M57 306 D3	01.07 -	AC-C AC-C ALT ALT	OE-NO.: 64557793608 OE-NO.: 64557809801 + NIV + NIV	4 EPK 850 4 EPK 867 6 PK 2080 6 PK 2160
530 xd						
2993 ccm	173 kW	M57 306 D3	01.07 -	AC-C	OE-NO.: 64557793608	4 EPK 850



BMW

5 Touring (E61)

530 xd

2993 ccm	173 kW	M57 306 D3	01.07 -	AC-C	OE-NO.: 64557809801	4 EPK 867
				ALT	MTR-CODE: M57306D3; + NIV	6 PK 2080
				ALT	MTR-CODE: M57306D3; + NIV	6 PK 2160
				ALT	MTR-CODE: M57N306D3;N57306D3; + NIV	6 PK 2080
				ALT	MTR-CODE: M57N306D3;N57306D3; + NIV	6 PK 2160

530 d xDrive

2993 ccm	173 kW	M57N2 306 D3	09.08 -	ALT		6 PK 2080
----------	--------	--------------	---------	-----	--	-----------

535 d

2993 ccm	200 kW	M57 306 D4	09.04 -	AC-C	OE-NO.: 64557792851	4 EPK 860
				AC-C	OE-NO.: 64557793608	4 EPK 850
				ALT	+ NIV	6 PK 2080
				ALT	+ NIV	6 PK 2160

535 d

2993 ccm	210 kW	M57N 306 D5	01.07 -	AC-C	OE-NO.: 64557792851	4 EPK 860
				AC-C	OE-NO.: 64557793608	4 EPK 850
				ALT	+ NIV	6 PK 2080
				ALT	+ NIV	6 PK 2160

6 (E63)

630 i

2996 ccm	190 kW	N52 B30;N52 B30 A	09.04 -	ALT		6 PK 1990
----------	--------	-------------------	---------	-----	--	-----------

630 i

2996 ccm	200 kW	N53 B30	07.07 -	ALT		6 PK 1990
----------	--------	---------	---------	-----	--	-----------

645 Ci

4398 ccm	245 kW	N62 B44;N62 B44 A	01.04 -	AC-C		4 EPK 844
				ALT		6 PK 1550

650 i

4799 ccm	270 kW	N62 B48 B	07.05 -	AC-C		4 EPK 844
				ALT		6 PK 1550

M

4999 ccm	373 kW	S85 B50 A	09.05 -	AC-C		6 PK 1090
----------	--------	-----------	---------	------	--	-----------

635 d

2993 ccm	210 kW	N57N 306 D5	07.07 -	AC-C		4 EPK 860
				ALT	+ NIV	6 PK 2080
				ALT	+ NIV	6 PK 2160

6 Cabriolet (E64)

630 i

2996 ccm	190 kW	N52 B30;N52 B30 A	09.04 -	ALT		6 PK 1990
----------	--------	-------------------	---------	-----	--	-----------

630 i

2996 ccm	200 kW	N53 B30	07.07 -	ALT		6 PK 1990
----------	--------	---------	---------	-----	--	-----------

645 Ci

4398 ccm	245 kW	N62 B44;N62 B44 A	04.04 -	AC-C		4 EPK 844
				ALT		6 PK 1550

650 i

4799 ccm	270 kW	N62 B48 B	07.05 -	AC-C		4 EPK 844
				ALT		6 PK 1550

M

4999 ccm	373 kW	S85 B50 A	07.06 -	AC-C		6 PK 1090
----------	--------	-----------	---------	------	--	-----------

635 d

2993 ccm	210 kW	M57N 306 D5	07.07 -	AC-C		4 EPK 860
				ALT	+ NIV	6 PK 2080
				ALT	+ NIV	6 PK 2160

7 (E38)

728 i,iL

2793 ccm	142 kW	M52 B28;M52 B28 TU	08.95 - 11.01	AC-C	FROM: 02.96; UNTIL: 03.98	5 PK 905
				AC-C	FROM: 03.98	5 PK 865
				AC-C	UNTIL: 02.96	5 PK 890
				ALT	FROM: 09.98	6 PK 1540
				ALT	UNTIL: 09.98	6 PK 1555

730 i,iL

2997 ccm	155 kW	M60 B30	10.94 - 11.01	AC-C		AVX 10 x 800
				ALT; W-P		AVX 13 x 1055
				PS		AVX 10 x 864
				AC-C		5 PK 975


BMW
7 (E38)

730 i,iL						
2997 ccm	155 kW	M60 B30	10.94 - 11.01	ALT		7 PK 1605
730 i,iL						
2997 ccm	160 kW	M60 B30	10.94 - 11.01	AC-C ALT PS AC-C ALT		AVX 10 x 800 AVX 13 x 1055 AVX 10 x 864 5 PK 975 7 PK 1605
735 i,iL						
3498 ccm	173 kW	M62 B(35 8 S1);M62 B35	01.96 - 11.01	AC-C ALT		5 PK 1005 7 PK 1630
740 i,iL						
3982 ccm	210 kW	M60 B40	10.94 - 11.01	AC-C ALT		5 PK 975 7 PK 1605
740 i,iL						
4398 ccm	210 kW	M62 448 S2;M62 B44;M62 B44 TU	01.96 - 11.01	AC-C ALT		5 PK 1005 7 PK 1630
750 i,iL						
5379 ccm	240 kW	M73 B54	12.94 - 11.01	AC-C AC-C ALT ALT	FROM: 09.98 UNTIL: 09.98 FROM: 09.98 UNTIL: 09.98	6 PK 1190 6 PK 1195 7 PK 1040 7 PK 1035
725 tds						
2503 ccm	105 kW	M51 D25 (Inter.)	04.96 - 11.01	AC-C ALT	AMP: 140	4 PK 780 5 PK 1850
730 d						
2926 ccm	135 kW	M57 D30	08.98 - 04.00	AC-C ALT		5 PK 812 5 PK 2063
730 d						
2926 ccm	142 kW	M57 306 D1	04.00 - 11.01	AC-C ALT		5 PK 812 5 PK 2063
740 d						
3901 ccm	180 kW	M67 D39	05.99 - 11.01	AC-C ALT		5 PK 1125 7 PK 1453

7 (E65, E66)

730 i,Li						
2979 ccm	170 kW	M54 306 S3;M54 B30	03.03 -	AC-C ALT ALT	MTR-CODE: M54306S3 MTR-CODE: M54306S3; + NIV MTR-CODE: M54306S3; + NIV	4 PK 845 6 PK 1540 6 PK 1560
730 i,Li						
2996 ccm	190 kW	N52 B30;N52 B30 A	03.05 -	ALT	MTR-CODE: N52B30A;N52B30B	6 PK 1990
735 i,Li						
3600 ccm	200 kW	N62 B36	11.01 -	AC-C AC-C ALT ALT	UNTIL: 10.03; MTR-CODE: N62B36A FROM: 10.03; MTR-CODE: N62B36A UNTIL: 10.03; MTR-CODE: N62B36A	4 EPK 844 4 PK 860 6 PK 1550 6 PK 1555
740 i,Li						
4000 ccm	225 kW	N62 B40 A	07.05 -	AC-C ALT		4 EPK 844 6 PK 1550
745 i,Li						
4398 ccm	245 kW	N62 B44;N62 B44 A	11.01 -	AC-C AC-C ALT ALT	FROM: 10.03 UNTIL: 09.03; MTR-CODE: N62B44A FROM: 09.03; MTR-CODE: N62B44A UNTIL: 09.03; MTR-CODE: N62B44A	4 EPK 844 4 PK 860 6 PK 1550 6 PK 1555
750 i,Li						
4799 ccm	270 kW	N62 B48 B	07.05 -	AC-C ALT		4 EPK 844 6 PK 1550
760 i,Li						
5972 ccm	327 kW	N73 B60	01.03 -	AC-C AC-C ALT ALT	FROM: 03.05; MTR-CODE: N73B60B MTR-CODE: N73B60A;N73B60B FROM: 03.05; MTR-CODE: N73B60B MTR-CODE: N73B60A;N73B60B	4 PK 845 4 PK 845 6 PK 1550 6 PK 1550
730 d						
2993 ccm	160 kW	M57N2 306 D2	10.02 -	AC-C		4 EPK 850



BMW

7 (E65, E66)

730 d

2993 ccm	160 kW	M57N2 306 D2	10.02 -	AC-C	FROM: 09.03	4 PK 860
				AC-C	UNTIL: 09.03	4 PK 884
				ALT	+ NIV	6 PK 2080
				ALT	+ NIV	6 PK 2160

730 Ld

2993 ccm	170 kW	M57 306 D3;N57N 306 D2	07.05 -	AC-C		4 EPK 850
				AC-C	MTR-CODE: M57N306D3	4 PK 860
				ALT	MTR-CODE: M57N306D3; + NIV	6 PK 2080
				ALT	MTR-CODE: M57N306D3; + NIV	6 PK 2160
				ALT	MTR-CODE: N57N306D3	6 PK 2080
				ALT	MTR-CODE: N57N306D3; MOD: AdaptiveDrive	6 PK 2160

740 d

3901 ccm	190 kW	N67 398 D1	10.02 -	AC-C		5 PK 920
----------	--------	------------	---------	------	--	----------

8 (E31)

840 i

3982 ccm	210 kW	M60 B40	02.93 - 02.96	AC-C		5 PK 975
				ALT		7 PK 1605

840 Ci

4398 ccm	210 kW	M62 B44;M62 B44 TU	01.96 - 12.99	AC-C		5 PK 1005
				ALT		7 PK 1630

850 i,Ci

4988 ccm	220 kW	M70 B50	04.90 - 10.94	AC-C		5 PK 1155
				ALT		6 PK 1078

850 Ci

5379 ccm	240 kW	M73 B54	09.94 - 12.99	AC-C	FROM: 11.95	6 PK 1195
				ALT	FROM: 11.95	7 PK 1035

850 CSi

5576 ccm	280 kW	M70 B56	04.93 - 12.96	AC-C		6 PK 1195
				ALT		7 PK 1035

X1 (E84)

xDrive 28 i

2996 ccm	190 kW	N52 B30 A	10.09 -	ALT		6 PK 1990
----------	--------	-----------	---------	-----	--	-----------

sDrive 18 d

1995 ccm	105 kW	N47 D20 C	10.09 -	ALT		6 DPK 1817
----------	--------	-----------	---------	-----	--	------------

xDrive 18 d

1995 ccm	105 kW	N47 D20 C	10.09 -	ALT		6 DPK 1817
----------	--------	-----------	---------	-----	--	------------

sDrive 20 d

1995 ccm	130 kW	N47 D20 C	10.09 -	ALT	FROM: 03.10	6 DPK 1817
----------	--------	-----------	---------	-----	-------------	------------

xDrive 20 d

1995 ccm	130 kW	N47 D20 C	10.09 -	ALT	FROM: 03.10	6 DPK 1817
----------	--------	-----------	---------	-----	-------------	------------

xDrive 23 d

1995 ccm	150 kW	N47S D20 D	10.09 -	ALT		6 DPK 1817
----------	--------	------------	---------	-----	--	------------

X3 (E83)

2.0 i

1995 ccm	110 kW	N46 B20;N46 B20 A	07.05 -	ALT		6 PK 1870
----------	--------	-------------------	---------	-----	--	-----------

xDrive 20 i

1995 ccm	110 kW	N46 B20 B	09.08 -	ALT		6 PK 1870
----------	--------	-----------	---------	-----	--	-----------

2.5 i

2494 ccm	141 kW	M54 256 S5;M54 B25	01.04 -	AC-C		4 PK 860
				ALT		6 PK 1540

2.5 si

2497 ccm	160 kW	N52 B25 A	09.06 -	ALT		6 PK 1990
----------	--------	-----------	---------	-----	--	-----------

xDrive 25 i

2497 ccm	160 kW	N52 B25 A	09.08 -	ALT		6 PK 1990
----------	--------	-----------	---------	-----	--	-----------

3.0 i

2979 ccm	170 kW	M54 306 S3;M54 B30	01.04 -	AC-C		4 PK 860
				ALT		6 PK 1540

3.0 si

2996 ccm	200 kW	N52 B30 A	09.06 -	ALT	MTR-CODE: N52B30A;N52B30B	6 PK 1990
----------	--------	-----------	---------	-----	---------------------------	-----------

xDrive 30 i

2996 ccm	200 kW	N52 B30 A	09.08 -	ALT		6 PK 1990
----------	--------	-----------	---------	-----	--	-----------



BMW

X3 (E83)

xDrive 18 d

1995 ccm	105 kW	N47 D20 C	09.08 -	ALT		6 DPK 1817
----------	--------	-----------	---------	-----	--	------------

2.0 d

1995 ccm	110 kW	M47N 204 D4	10.04 -	AC-C ALT		4 EPK 917 6 PK 2080
----------	--------	-------------	---------	-------------	--	------------------------

2.0 d

1995 ccm	130 kW	N47 D20 A	09.07 -	ALT		6 DPK 1817
----------	--------	-----------	---------	-----	--	------------

xDrive 20 d

1995 ccm	130 kW	N47 D20 C	09.08 -	ALT		6 DPK 1817
----------	--------	-----------	---------	-----	--	------------

3.0 d

2993 ccm	150 kW	M57N2 306 D2	01.04 -	AC-C AC-C ALT	FROM: 10.04; MTR-CODE: M57N UNTIL: 09.04	4 EPK 867 4 PK 884 6 PK 2065
----------	--------	--------------	---------	---------------------	---	------------------------------------

3.0 d

2993 ccm	160 kW	M57N2 306 D2	01.04 -	AC-C AC-C ALT	FROM: 09.04 FROM: 09.05	4 EPK 860 4 EPK 860 6 PK 2065
----------	--------	--------------	---------	---------------------	----------------------------	-------------------------------------

xDrive 30 d

2993 ccm	160 kW	M57N2 306 D3	09.08 -	ALT		6 PK 2065
----------	--------	--------------	---------	-----	--	-----------

3.0 sd

2993 ccm	210 kW	M57 306 D5	09.06 -	AC-C AC-C ALT	OE-NO.: 64557792851 OE-NO.: 64557809801	4 EPK 860 4 EPK 867 6 PK 2065
----------	--------	------------	---------	---------------------	--	-------------------------------------

X5 (E53)

3.0 i

2979 ccm	170 kW	M54 306 S3;M54 B30	05.00 -	AC-C AC-C ALT	FROM: 09.02 UNTIL: 09.02	4 PK 860 5 PK 865 6 PK 1540
----------	--------	--------------------	---------	---------------------	-----------------------------	-----------------------------------

4.4 i

4398 ccm	210 kW	M62 B44;M62 B44 TU	05.00 -	AC-C ALT		5 PK 1025 7 PK 1630
----------	--------	--------------------	---------	-------------	--	------------------------

4.4 i

4398 ccm	235 kW	N62 B44;N62 B44 A	12.03 -	AC-C ALT		4 PK 860 6 PK 1550
----------	--------	-------------------	---------	-------------	--	-----------------------

4.6 is

4619 ccm	255 kW	M62 B46;M67 468 S1	02.02 -	AC-C ALT		5 PK 1025 7 PK 1630
----------	--------	--------------------	---------	-------------	--	------------------------

4.8 is

4799 ccm	265 kW	N62 B48 A	04.04 -	AC-C ALT		4 PK 860 6 PK 1550
----------	--------	-----------	---------	-------------	--	-----------------------

3.0 d

2925 ccm	135 kW	M57 306 D1	05.01 -	AC-C ALT ALT	+ AUTO-TM + MAN-TM	5 PK 812 5 PK 2020 5 PK 2063
----------	--------	------------	---------	--------------------	-----------------------	------------------------------------

3.0 d

2993 ccm	160 kW	M57N 306 D4	12.03 -	AC-C AC-C ALT	FROM: 10.04	4 PK 884 4 EPK 860 6 PK 2080
----------	--------	-------------	---------	---------------------	-------------	------------------------------------

X5 (E70)

3.0 si

2996 ccm	200 kW	N52 B30;N52 B30 A	02.07 -	ALT		7 PK 1370
----------	--------	-------------------	---------	-----	--	-----------

xDrive 30 i

2996 ccm	200 kW	N52 B30 A	09.08 -	ALT ALT	+ NIV + NIV	6 PK 1990 7 PK 1370
----------	--------	-----------	---------	------------	----------------	------------------------

4.8 i

4799 ccm	261 kW	N62 B48 B	02.07 -	AC-C		4 EPK 885
----------	--------	-----------	---------	------	--	-----------

3.0 d

2993 ccm	173 kW	M57 306 D3	02.07 -	AC-C ALT		4 EPK 867 6 PK 1890
----------	--------	------------	---------	-------------	--	------------------------

xDrive 30 d

2993 ccm	173 kW	N57 D30 A	09.08 -	ALT		6 PK 1890
----------	--------	-----------	---------	-----	--	-----------

3.0 sd

2993 ccm	210 kW	M57N 306 D5	09.07 -	AC-C ALT		4 EPK 867 6 PK 1890
----------	--------	-------------	---------	-------------	--	------------------------



BMW

X5 (E70)

xDrive 35 d

2993 ccm 210 kW M57N 306 D5 09.08 - ALT 6 PK 1890

X6 (E71, E72)

30 d

2993 ccm 173 kW M57N2 306 D3 05.08 - AC-C
ALT 4 EPK 867
6 PK 1890

xDrive 30 d

2993 ccm 173 kW N57 D30 A 09.08 - AC-C
ALT 4 EPK 867
6 PK 1890

35 d

2993 ccm 210 kW N57N 306 D5 05.08 - AC-C 4 EPK 867

xDrive 35 d

2993 ccm 210 kW N57N 306 D5 09.08 - ALT 6 PK 1890

Z3 (E36)

1.8

1796 ccm 85 kW M43 B18 10.95 - 10.98 AC-C
ALT 4 PK 890
6 PK 1735

1.9

1895 ccm 87 kW M43 194 E1;M43 B19;M43 B19
TU 07.98 - 01.03 AC-C 4 PK 890
ALT 6 PK 1735

1.9

1895 ccm 103 kW M44 B19 10.95 - 03.99 AC-C
ALT 4 PK 890
6 PK 1735

2.0

1991 ccm 110 kW M52 B(20 6 S4);M52 B20 04.99 - 01.03 AC-C
ALT 5 PK 905
6 PK 1540

2.2

2171 ccm 125 kW M54 226 S1;M54 B22 08.00 - 01.03 AC-C
ALT 5 PK 865
6 PK 1540

2.8

2793 ccm 141 kW M52 B28;M52 B28 TU 04.97 - 06.00 AC-C
ALT 5 PK 905
FROM: 09.98 6 PK 1540
UNTIL: 09.98 6 PK 1555

3.0

2979 ccm 170 kW M54 306 S3;M54 B30 06.00 - 01.03 AC-C
ALT 5 PK 865
6 PK 1540

M 3.2

3201 ccm 236 kW S50 B32 03.97 - 06.01 AIR-P FROM: 07.98; - AC 5 PK 790
AIR-P FROM: 07.98; + AC 5 PK 1125
ALT FROM: 07.98 6 PK 1515

M 3.2

3246 ccm 239 kW S54 B32;S54 B32 (32 6 S4) 06.01 - 01.03 AC-C 5 PK 830
ALT 6 PK 1460

Z3 Coupe (E36)

2.8

2793 ccm 141 kW M52 B28 07.97 - 06.00 AC-C 5 PK 905
ALT 6 PK 1540
ALT 6 PK 1555
FROM: 09.98
UNTIL: 09.98

3.0

2979 ccm 170 kW M54 306 S3 06.00 - 06.03 AC-C 5 PK 865
ALT 6 PK 1540

M

3201 ccm 236 kW S50 B32 02.98 - 06.01 AIR-P - AC 5 PK 790
AIR-P + AC 5 PK 1125
ALT 6 PK 1515

M

3246 ccm 239 kW S54 326 S4;S54 B32 06.01 - 06.03 AC-C 5 PK 830
ALT 6 PK 1460

Z4 (E85)

2.0 i

1995 ccm 110 kW N46 B20;N46 B20 A 04.05 - ALT - AC 6 PK 1642
ALT + AC 6 PK 1870



BMW

Z4 (E85)

2.2 i

2171 ccm	125 kW	M54 226 S1;M54 B22	10.03 -	AC-C ALT		4 PK 860 6 PK 1450
----------	--------	--------------------	---------	-------------	--	-----------------------

2.5 i

2497 ccm	130 kW	N52 B25 A	01.06 -	ALT		6 PK 1830
----------	--------	-----------	---------	-----	--	-----------

2.5 i

2494 ccm	141 kW	M54 256 S5;M54 B25	02.03 -	AC-C ALT		4 PK 860 6 PK 1450
----------	--------	--------------------	---------	-------------	--	-----------------------

2.5 si

2497 ccm	160 kW	N52 B25 A	01.06 -	ALT		6 PK 1830
----------	--------	-----------	---------	-----	--	-----------

3.0 i

2979 ccm	170 kW	M54 306 S3;M54 B30	02.03 -	AC-C ALT		4 PK 860 6 PK 1450
----------	--------	--------------------	---------	-------------	--	-----------------------

3.0 si

2996 ccm	195 kW	N52 B30;N52 B30 A	01.06 -	ALT		6 PK 1830
----------	--------	-------------------	---------	-----	--	-----------

M

3246 ccm	252 kW	S54 326 S4;S54 B32	03.06 -	AC-C ALT		5 PK 830 6 PK 1460
----------	--------	--------------------	---------	-------------	--	-----------------------

Z4 Coupe (E86)

3.0 si

2996 ccm	195 kW	N52 B30;N52 B30 A	03.06 -	ALT		6 PK 1830
----------	--------	-------------------	---------	-----	--	-----------

M

3246 ccm	252 kW	S54 326 S4;S54 B32	03.06 -	AC-C ALT	UNTIL: 01.09	5 PK 830 6 PK 1460
----------	--------	--------------------	---------	-------------	--------------	-----------------------

Z4 (E89)

sDrive 23 i

2497 ccm	150 kW	N52 B25 A	05.09 -	ALT		6 PK 1830
----------	--------	-----------	---------	-----	--	-----------

sDrive 30 i

2996 ccm	190 kW	N52 B30 A	05.09 -	ALT		6 PK 1830
----------	--------	-----------	---------	-----	--	-----------

sDrive 35 i

2979 ccm	225 kW	N54 B30 A	05.09 -	ALT		7 PK 1473
----------	--------	-----------	---------	-----	--	-----------

Z8 (E52)

4.9

4941 ccm	294 kW	S38 B49;S62 B50	06.00 - 06.03	AC-C ALT		5 PK 975 7 PK 1440
----------	--------	-----------------	---------------	-------------	--	-----------------------

BUICK

CENTURY Stufenheck (4_69)

2.2

2190 ccm	82 kW	LN2	10.91 - 09.96	ALT		6 PK 2155
----------	-------	-----	---------------	-----	--	-----------

2.2 Special

2190 ccm	87 kW	LN2	10.91 - 12.96	ALT		6 PK 2155
----------	-------	-----	---------------	-----	--	-----------

3.1

3134 ccm	130 kW	L82	10.93 - 09.96	ALT		6 PK 1765
----------	--------	-----	---------------	-----	--	-----------

CENTURY Kombi (4_35)

2.2

2190 ccm	82 kW	LN2	10.91 - 09.96	ALT		6 PK 2155
----------	-------	-----	---------------	-----	--	-----------

2.2 Special

2190 ccm	87 kW	LN2	10.91 - 12.96	ALT		6 PK 2155
----------	-------	-----	---------------	-----	--	-----------

3.1

3134 ccm	130 kW	L82	10.93 - 09.96	ALT		6 PK 1765
----------	--------	-----	---------------	-----	--	-----------

LE SABRE

3.8

3791 ccm	127 kW	L27	10.91 - 09.95	ALT		6 PK 2605
----------	--------	-----	---------------	-----	--	-----------

LE SABRE

3.8

3791 ccm	153 kW	L36	10.95 - 09.99	ALT		6 PK 2380
----------	--------	-----	---------------	-----	--	-----------

LE SABRE

3.8

3791 ccm	153 kW	L36	01.99 -	ALT	FROM: 10.99	6 PK 2380
----------	--------	-----	---------	-----	-------------	-----------



BUICK

PARK AVENUE

3.8	3791 ccm	127 kW	L27	01.91 - 10.96	ALT TURBO-C	UNTIL: 1998	6 PK 2373 6 PK 1830
------------	----------	--------	-----	---------------	----------------	-------------	------------------------

3.8	3791 ccm	150 kW	L36	10.94 - 10.96	ALT TURBO-C	UNTIL: 1998	6 PK 2373 6 PK 1830
------------	----------	--------	-----	---------------	----------------	-------------	------------------------

3.8 Ultra	3791 ccm	168 kW	L67	10.90 - 09.96	ALT TURBO-C	UNTIL: 1998	6 PK 2373 6 PK 1830
------------------	----------	--------	-----	---------------	----------------	-------------	------------------------

PARK AVENUE

3.8	3791 ccm	150 kW	L36	10.96 -	TURBO-C TURBO-C	FROM: 1999 UNTIL: 1999	6 PK 1840 6 PK 1830
------------	----------	--------	-----	---------	--------------------	---------------------------	------------------------

3.8 Supercharged	3791 ccm	179 kW	L67	10.96 -	TURBO-C TURBO-C	FROM: 1999 UNTIL: 1999	6 PK 1840 6 PK 1830
-------------------------	----------	--------	-----	---------	--------------------	---------------------------	------------------------

REGAL

3.1	3135 ccm	101 kW	LH0	10.91 - 09.93	ALT ALT	FROM: 1996 UNTIL: 1995	6 PK 1760 6 PK 1800
------------	----------	--------	-----	---------------	------------	---------------------------	------------------------

3.1	3135 ccm	119 kW	L82	10.93 - 09.97	ALT ALT	FROM: 1996 UNTIL: 1995	6 PK 1760 6 PK 1800
------------	----------	--------	-----	---------------	------------	---------------------------	------------------------

ROADMASTER Kombi

5.0	4998 ccm	127 kW	LG2	10.90 - 09.92	ALT		6 PK 2345
------------	----------	--------	-----	---------------	-----	--	-----------

ROADMASTER Stufenheck

5.7	5733 ccm	135 kW	L05	10.92 - 09.93	ALT		6 PK 2345
------------	----------	--------	-----	---------------	-----	--	-----------

5.7	5733 ccm	194 kW	LT1	10.93 - 09.96	ALT FAN		6 PK 1635 4 PK 925
------------	----------	--------	-----	---------------	------------	--	-----------------------

SKYLARK (N)

2.3 Limited	2260 ccm	86 kW	L40	10.91 - 09.93	ALT ALT	+ AC; FROM: 1993 + AC; UNTIL: 1992	5 PK 1219 5 PK 1200
--------------------	----------	-------	-----	---------------	------------	---------------------------------------	------------------------

2.3	2260 ccm	90 kW	L40	10.93 - 09.94	ALT ALT	+ AC; FROM: 1993 + AC; UNTIL: 1992	5 PK 1219 5 PK 1200
------------	----------	-------	-----	---------------	------------	---------------------------------------	------------------------

2.3	2260 ccm	119 kW	LD24	10.94 - 09.95	ALT ALT	+ AC; FROM: 1993 + AC; UNTIL: 1992	5 PK 1219 5 PK 1200
------------	----------	--------	------	---------------	------------	---------------------------------------	------------------------

3.3 V6	3340 ccm	119 kW	LG7	09.89 - 09.93	ALT	FROM: 10.91; - AC	6 PK 1863
---------------	----------	--------	-----	---------------	-----	-------------------	-----------

CADILLAC

BLS

2.0 T	1998 ccm	129 kW	B207L;LK9	04.06 -	ALT		5 PK 1030
--------------	----------	--------	-----------	---------	-----	--	-----------

2.8 T	2792 ccm	188 kW	B284L	04.06 -	ALT		6 PK 2120
--------------	----------	--------	-------	---------	-----	--	-----------

1.9 D	1910 ccm	110 kW	Z19DTH	04.06 -	ALT CAM W-P; CAM		6 PK 1395 ZRK 1466 KT 1400 W1
--------------	----------	--------	--------	---------	------------------------	--	-------------------------------------

1.9 D	1910 ccm	132 kW	Z 19 DTR	12.07 -	W-P; CAM		KT 1400 W1
--------------	----------	--------	----------	---------	----------	--	------------

BLS Wagon

2.0 T	1998 ccm	129 kW	Z 20 NET	12.07 -	ALT		5 PK 1030
--------------	----------	--------	----------	---------	-----	--	-----------



CADILLAC

BLS Wagon

2.8 T

2792 ccm 188 kW Z 28 NET 12.07 - ALT 6 PK 2120

1.9 D

1910 ccm 110 kW Z19DTH 12.07 - ALT 6 PK 1395
W-P; CAM KT 1400 W1

1.9 D

1910 ccm 132 kW Z 19 DTR 12.07 - W-P; CAM KT 1400 W1

CTS

2.8

2792 ccm 158 kW LP1 03.05 - 09.07 ALT 6 PK 1185
PS + AC 6 PK 1205

3.2

3175 ccm 160 kW LA3 03.02 - 09.07 ALT 6 PK 1980

3.6

3564 ccm 189 kW LY7 03.05 - 09.07 ALT 6 PK 1190
PS + AC 6 PK 1185

5.7 V8

5665 ccm 294 kW LS6 03.05 - 09.07 AC-C 4 PK 985
ALT 6 PK 2080

CTS

2.8

2792 ccm 155 kW LP1 01.08 - ALT 6 PK 1190
PS + AC 6 PK 1205

6.2

6162 ccm 415 kW LSA 01.09 - ALT 6 PK 2155

DEVILLE

4.6 Concours

4565 ccm 205 kW LD8 10.93 - 09.99 ALT 6 PK 2130

4.6

4565 ccm 224 kW L37 10.93 - 09.99 ALT 6 PK 2130

DEVILLE

4.6 DHS

4565 ccm 205 kW LD8 10.99 - 09.04 ALT 6 PK 2075

4.6 DTS

4565 ccm 224 kW L37 10.99 - 09.04 ALT 6 PK 2075

DTS

4.6

4565 ccm 205 kW LD8 06.05 - ALT 6 PK 2115
W-P 3 PK 630

4.6

4565 ccm 217 kW L37 06.05 - ALT 6 PK 2115
W-P 3 PK 630

ELDORADO Coupe

4.6

4565 ccm 220 kW L37 09.91 - 09.94 ALT 6 PK 2100
ALT UNTIL: 1997 6 PK 2130
W-P FROM: 1995 3 PK 630

4.6

4565 ccm 224 kW L37;LD8 09.94 - 09.02 ALT 6 PK 2100
ALT UNTIL: 1997 6 PK 2130
W-P FROM: 1995 3 PK 630

ESCALADE

5.8

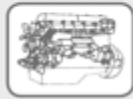
5733 ccm 190 kW LO5 10.98 - 10.06 ALT 6 PK 2460

6.0

5966 ccm 257 kW LQ9 06.01 - 09.06 AC-C 4 PK 962
ALT AMP: 105; MOD: 6C15706;6K15706 6 PK 2345
ALT AMP: 145; MOD: 6C15706;6K15706 6 PK 2360

6.0 4x4

5966 ccm 257 kW LQ9 10.00 - 09.06 AC-C 4 PK 962
ALT FROM: 06.01 FROM: 06.01; AMP: 105; MOD: 6C15706;6K15706 6 PK 2345



CADILLAC

ESCALADE

6.0 4x4

5966 ccm 257 kW LQ9 10.00 - 09.06 ALT FROM: 06.01; AMP: 145; MOD: 6C15706;6K15706 6 PK 2360

ESCALADE

6.0 HYBRID

5967 ccm 248 kW LZ1 11.10 - ALT 6 PK 1495

6.0 HYBRID AWD

5967 ccm 248 kW LZ1 11.10 - ALT 6 PK 1495

6.2

6162 ccm 301 kW L92;L94 10.06 - AC-C
ALT 4 PK 962
6 PK 2373

6.2 AWD

6162 ccm 301 kW L92;L94 10.06 - AC-C
ALT 4 PK 962
6 PK 2373

SEVILLE

4.6 SLS V8

4565 ccm 205 kW LH2 09.97 - 09.04 ALT
W-P 6 PK 2075
3 PK 630

4.6

4565 ccm 220 kW L37 10.00 - 09.04 ALT
W-P 6 PK 2075
3 PK 630

4.6 STS V8

4565 ccm 224 kW LH2 09.97 - 09.04 ALT
W-P 6 PK 2075
3 PK 630

SRX

3.6 Heckantrieb

3564 ccm 190 kW LY7 01.04 - 12.08 ALT
PS + AC 6 PK 1190
6 PK 1185

3.6

3564 ccm 190 kW LY7 07.04 - 12.08 ALT
PS + AC 6 PK 1190
6 PK 1185

4.6

4565 ccm 239 kW LH2 07.04 - 12.08 ALT 5 PK 940

4.6 Heckantrieb

4565 ccm 240 kW LH2 01.04 - 12.08 ALT 5 PK 940

STS

3.6

3564 ccm 189 kW LY7 05.05 - ALT
PS + AC 6 PK 1190
6 PK 1185

4.4 Kompressor

4371 ccm 350 kW LC3 09.05 - ALT 5 PK 954

4.6

4565 ccm 239 kW LH2 05.05 - ALT 5 PK 940

XLR

4.6

4565 ccm 240 kW LH2 03.04 - 09.09 PS + AC 5 PK 1290

CHERY

TIGGO

2.0

1997 ccm 92 kW 4G63S4M 03.05 - 12.08 AC-C FROM: 03.05 4 PK 1060
ALT FROM: 03.05; + PS 4 PK 995
BAL ZRK 1459
CAM ZRK 1176

2.4 Allrad

2350 ccm 97 kW 4G64S4M 11.05 - 12.08 AC-C FROM: 03.05 4 PK 1060
ALT FROM: 03.05; + PS 4 PK 995
BAL ZRK 1459
CAM ZRK 1176

V5 Großraumlimousine

2.4

2350 ccm 95 kW 4G64S4M 06.06 - ALT 6 PK 1625



CHEVROLET

ALERO

2.4 16V

2392 ccm	104 kW	LD9	03.99 - 09.04	ALT		5 PK 1210
----------	--------	-----	---------------	-----	--	-----------

3.4 V6

3350 ccm	130 kW	LA1	03.99 - 09.04	ALT		6 PK 2205
----------	--------	-----	---------------	-----	--	-----------

ASTRO Bus

4.3

4296 ccm	142 kW	LB4	10.94 - 05.05	ALT	- AC	6 PK 2215
				ALT	+ AC; UNTIL: 1995	6 PK 2510

4.3 AWD

4296 ccm	142 kW	LB4	10.94 - 05.05	ALT	- AC	6 PK 2215
				ALT	+ AC; UNTIL: 1995	6 PK 2510

ASTRO Kasten

4.3

4296 ccm	127 kW	LF6	10.94 - 09.95	ALT	+ AC	6 PK 2510
----------	--------	-----	---------------	-----	------	-----------

4.3

4296 ccm	142 kW	LB4	10.94 - 05.05	ALT	- AC	6 PK 2215
				ALT	+ AC; UNTIL: 1995	6 PK 2510

4.3 AWD

4296 ccm	142 kW	LB4	10.94 - 05.05	ALT	- AC	6 PK 2215
				ALT	+ AC; UNTIL: 1995	6 PK 2510

AVEO Stufenheck (T250, T255)

1.2

1150 ccm	53 kW	F12S3	03.06 -	AC-C		4 PK 950
				ALT		4 PK 665
				PS	+ AC	4 PK 835
				CAM		ZRK 1072
				CAM		KT 1448
				W-P; CAM		KT 1002 W4

1.4

1399 ccm	69 kW	F14D3	03.06 -	ALT	FROM: 02.07; - AC; - PS	6 PK 884
				ALT	FROM: 02.07; + AC; + PS	6 PK 1870
				CAM		ZRK 1182
				CAM		KT 1397
				W-P; CAM		KT 1397 W1

1.4

1399 ccm	74 kW	F14D4	01.08 -	ALT	- AC	5 PK 1450
				ALT	+ AC	5 PK 1570
				CAM		ZRK 1455
				CAM		KT 1405
				W-P; CAM		KT 1405 W1

1.5

1498 ccm	62 kW	F15S3	05.05 -	ALT	- AC; - PS	6 PK 884
				ALT	+ AC; + PS	6 PK 1870
				W-P; CAM		KT 1002 W4

1.6

1598 ccm	77 kW	A16DMS	12.04 -	ALT	FROM: 03.06	6 PK 1870
----------	-------	--------	---------	-----	-------------	-----------

AVEO Schrägheck (T250, T255)

1.2

1206 ccm	62 kW	B12D1	04.08 -	ALT	MTR-CODE: LMU	4 PK 841
				PS	MTR-CODE: LMU; + AC	4 PK 966

1.4

1399 ccm	74 kW	F14D4	04.08 -	ALT	- AC	5 PK 1450
				ALT	+ AC	5 PK 1570
				CAM		ZRK 1455
				CAM		KT 1405
				W-P; CAM		KT 1405 W1

AVEO Stufenheck (T300)

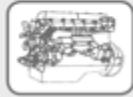
1.6

1598 ccm	85 kW	F16D4	03.11 -	W-P; CAM		KT 1405 W1
----------	-------	-------	---------	----------	--	------------

AVEO Schrägheck (T300)

1.6

1598 ccm	85 kW	F16D4	03.11 -	W-P; CAM		KT 1405 W1
----------	-------	-------	---------	----------	--	------------



CHEVROLET

BERETTA Coupe (1_37)

2.2						
2190 ccm	71 kW	LN2	01.91 - 12.96	ALT	FROM: 01.92; - AC	5 PK 1750
				ALT	UNTIL: 12.91; - AC	5 PK 1790
2.2						
2190 ccm	82 kW	LN2	10.91 - 09.92	ALT	- AC	5 PK 1750
				ALT	UNTIL: 12.91; - AC	5 PK 1790
2.2						
2190 ccm	87 kW	LN2	10.92 - 09.96	ALT	- AC	5 PK 1750
2.3 16V						
2260 ccm	130 kW	LGO	09.90 - 12.96	ALT		5 PK 1140
2.3						
2260 ccm	134 kW	LGO	10.92 - 09.96	ALT		5 PK 1140
2.8 GT						
2838 ccm	93 kW	LB6	10.88 - 09.89	ALT	- AC	6 PK 1560
				ALT	MTR-CODE: LB6; AMP: 100; MOD: 1LV37; + AC	6 PK 1800
				ALT	MTR-CODE: LB6; AMP: 105; MOD: 1LV37; + AC	6 PK 1795
3.1 Z26						
3135 ccm	119 kW	L82	10.93 - 09.96	ALT	- AC	6 PK 1560
				ALT	AMP: 100; MOD: 1LV37; + AC	6 PK 1800
				ALT	AMP: 105; MOD: 1LV37; + AC	6 PK 1795
3.1						
3135 ccm	110 kW	L82	10.93 - 09.96	ALT	- AC	6 PK 1560
				ALT	AMP: 100; MOD: 1LV37; + AC	6 PK 1800
				ALT	AMP: 105; MOD: 1LV37; + AC	6 PK 1795

BLAZER S10

4.3 V6 AWD						
4296 ccm	142 kW	L35	01.94 - 09.05	ALT	FROM: 10.94; MTR-CODE: L35; - AC	6 PK 2215
				ALT	FROM: 10.94; MTR-CODE: L35; + AC	6 PK 2415
				ALT	FROM: 10.94; MTR-CODE: L35; LB4; - AC	6 PK 2215
				ALT	FROM: 10.94; MTR-CODE: L35; LB4; + AC	6 PK 2415

S10 Pick Up

2.2						
2198 ccm	84 kW	L43	10.94 - 05.05	ALT	+ AC	6 PK 1920
2.2						
2190 ccm	90 kW	LN2	10.94 - 09.98	ALT	+ AC	6 PK 1920
2.2 AWD						
2190 ccm	90 kW	LN2	10.94 - 09.98	ALT	+ AC	6 PK 1920
2.2 AWD						
2198 ccm	84 kW	L43	10.94 - 05.05	ALT	+ AC	6 PK 1920
4.3 AWD						
4296 ccm	119 kW	LB4	10.94 - 09.95	ALT	- AC	6 PK 2380
4.3 AWD						
4296 ccm	127 kW	LF6	10.95 - 09.98	ALT	- AC	6 PK 2215
				ALT	+ AC	6 PK 2415

C1500 Pick-up

4.3						
4296 ccm	119 kW	LB4	10.91 - 09.96	ALT	- AC; FROM: 1996	6 PK 2215
				ALT	AMP: 100; - AC; FROM: 1995; UNTIL: 1996	6 PK 2373
				ALT	AMP: 140; + AC; FROM: 1996	6 PK 2460
4.3 AWD						
4296 ccm	119 kW	LB4	10.91 - 09.96	ALT	- AC; FROM: 1996	6 PK 2215
				ALT	AMP: 100; - AC; FROM: 1995; UNTIL: 1996	6 PK 2373
				ALT	AMP: 140; + AC; FROM: 1996	6 PK 2460

C1500 Pick-up

4.3						
4296 ccm	149 kW	LB4	10.96 -	ALT	- AC; FROM: 1996	6 PK 2215
				ALT	AMP: 105; - AC; FROM: 1995; UNTIL: 1996	6 PK 2373
				ALT	AMP: 140; + AC; FROM: 1996	6 PK 2460

C2500 Pick-up

4.3						
4296 ccm	119 kW	LB4	10.91 - 09.96	ALT	AMP: 105; - AC; FROM: 1995	6 PK 2373



CHEVROLET

C2500 Pick-up

4.3 AWD

4296 ccm	119 kW	LB4	10.91 - 09.96	ALT	AMP: 105; - AC; FROM: 1995	6 PK 2373
----------	--------	-----	---------------	-----	----------------------------	-----------

CAMARO '92

3.4 V6

3350 ccm	119 kW	L32	12.92 - 07.98	ALT	- AC	6 PK 1950
				ALT	+ AC	6 PK 1965

3.8

3791 ccm	149 kW	L36	10.95 - 09.97	ALT	- AC; UNTIL: 1997	6 PK 2115
				ALT	+ AC; UNTIL: 1997	6 PK 2404
				ALT	FROM: 1998	6 PK 2404

CAMARO '98

3.8 V6

3791 ccm	142 kW	L36	07.98 - 12.02	ALT		6 PK 2404
----------	--------	-----	---------------	-----	--	-----------

5.7

5666 ccm	212 kW	LS1	07.98 - 12.02	ALT		6 PK 2000
----------	--------	-----	---------------	-----	--	-----------

CAMARO Convertible

3.4

3350 ccm	119 kW	L32	10.92 - 09.95	ALT	- AC	6 PK 1950
				ALT	+ AC	6 PK 1965

CAMARO '98 Convertible

3.8 V6

3791 ccm	142 kW	L36	07.98 - 12.02	ALT		6 PK 2404
----------	--------	-----	---------------	-----	--	-----------

CAPTIVA (C100, C140)

2.4

2405 ccm	100 kW	Z 24 SED	06.06 -	ALT	MTR-CODE: LD9;Z24SED; + AC	6 PK 1890
				ALT	MTR-CODE: Z24SED; + AC	6 PK 1890
				CAM		ZRK 1256
				CAM		KT 1384

2.4 4WD

2405 ccm	100 kW	Z 24 SED	06.06 -	ALT	+ AC	6 PK 1890
				CAM		ZRK 1256
				CAM		KT 1384

2.4

2405 ccm	103 kW	Z 24 SED	12.06 -	CAM		ZRK 1256
				CAM		KT 1384

2.4 4WD

2405 ccm	103 kW	Z 24 SED	12.06 -	CAM		ZRK 1256
				CAM		KT 1384

3.2 4WD

3195 ccm	169 kW	10 HM	06.06 -	ALT	FROM: 12.06	6 PK 2404
----------	--------	-------	---------	-----	-------------	-----------

2.0 D

1991 ccm	93 kW	Z 20 S	10.06 -	ALT		6 PK 2065
----------	-------	--------	---------	-----	--	-----------

2.0 D

1991 ccm	110 kW	Z 20 S	09.07 -	ALT		6 PK 2065
				CAM		ZRK 1595

2.0 D 4WD

1991 ccm	110 kW	Z 20 S	10.06 -	ALT		6 PK 2065
				CAM		ZRK 1595

CAVALIER Stufenheck

2.2 RS

2190 ccm	90 kW	LN2	10.91 - 09.96	ALT	- AC	5 PK 1790
----------	-------	-----	---------------	-----	------	-----------

CAVALIER Coupe

2.2

2190 ccm	90 kW	LN2	10.91 - 09.96	ALT	- AC	5 PK 1790
----------	-------	-----	---------------	-----	------	-----------

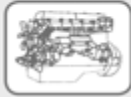
3.1

3135 ccm	103 kW	LHO	10.91 - 09.94	ALT	- AC	6 PK 1560
				ALT	+ AC	6 PK 1800

CORSA

1.4 GLS

1389 ccm	44 kW	C 14 NZ	08.94 - 07.97	ALT	+ AC	6 PK 1800
				ALT	+ PS; - AC	6 PK 1460



CHEVROLET

CORSA Pritsche/Fahrgestell

1.4 GLS

1389 ccm	44 kW	C 14 NZ	08.94 - 07.97	ALT	+ AC	6 PK 1800
				ALT	+ PS; - AC	6 PK 1460

CORVETTE '97

5.7

5666 ccm	253 kW	LS1	01.97 - 09.04	AC-C	FROM: 05.97	4 PK 1075
				ALT	FROM: 05.97	6 PK 2040

CORVETTE '97 Convertible

5.7

5666 ccm	253 kW	LS1	09.97 - 09.04	AC-C		4 PK 1075
				ALT		6 PK 2040

CORVETTE (C6)

6.0

5970 ccm	298 kW	LS2	09.04 -	AC-C		4 PK 1015
				ALT		6 PK 2020

Z06 7.0

7008 ccm	377 kW	LS7	03.06 -	AC-C		4 PK 1065
				ALT		6 PK 2020

Z06 7.0

7011 ccm	371 kW	LS7	03.06 -	AC-C		4 PK 1065
				ALT		6 PK 2020

CORVETTE Convertible (C6)

6.0

5967 ccm	298 kW	LS2	09.04 -	AC-C		4 PK 1015
				ALT		6 PK 2020

CRUZE (J300)

1.6

1598 ccm	80 kW	F16D3;LXT;LXV	05.09 -	W-P; CAM		KT 1397 W1
----------	-------	---------------	---------	----------	--	------------

1.6

1598 ccm	83 kW	F16D4	05.09 -	ALT	- AC	6 PK 1450
				ALT	+ AC	6 PK 1555
				W-P; CAM		KT 1405 W1

1.6

1598 ccm	91 kW	F16D4	05.09 -	W-P; CAM		KT 1405 W1
----------	-------	-------	---------	----------	--	------------

1.8

1796 ccm	104 kW	2H0;F18D4	05.09 -	ALT	- AC	6 PK 1450
				ALT	+ AC	6 PK 1555
				W-P; CAM		KT 1405 W1

CRUZE Schrägheck (J305)

1.6

1598 ccm	91 kW	F16D4	06.11 -	W-P; CAM		KT 1405 W1
----------	-------	-------	---------	----------	--	------------

1.8

1796 ccm	104 kW	F18D4	06.11 -	W-P; CAM		KT 1405 W1
----------	--------	-------	---------	----------	--	------------

EPICA (KL1_)

2.0

1993 ccm	105 kW	X 20 D1	06.06 -	ALT	MTR-CODE: X20D1	6 PK 1840
				CAM		ZRK 1291
				CAM		KT 1030

2.0

1998 ccm	94 kW	X 20 XEV	01.05 -	ALT		6 PK 1890
				CAM		ZRK 1291
				CAM		KT 1030

2.0

1998 ccm	98 kW	T20SED	01.05 -	ALT		6 PK 1890
				CAM		ZRK 1291
				CAM		KT 1030

2.5

2492 ccm	115 kW	LF4	06.06 -	ALT		6 PK 1840
----------	--------	-----	---------	-----	--	-----------

EVANDA

2.0

1998 ccm	96 kW	X 20 SED	03.05 -	ALT		6 PK 1890
----------	-------	----------	---------	-----	--	-----------



CHEVROLET

EVANDA

2.0

1998 ccm	96 kW	X 20 SED	03.05 -	CAM CAM		ZRK 1291 KT 1030
----------	-------	----------	---------	------------	--	---------------------

HHR

2.2

2198 ccm	108 kW	L61	01.06 -	ALT		5 PK 1030
----------	--------	-----	---------	-----	--	-----------

2.4

2399 ccm	125 kW		10.07 -	ALT		5 PK 1030
----------	--------	--	---------	-----	--	-----------

IMPALA

3.8 V6

3791 ccm	149 kW	L36	01.99 - 12.05	ALT TURBO-C	FROM: 10.99 FROM: 10.99; FROM: 199910	6 PK 2330 6 PK 1685
----------	--------	-----	---------------	----------------	--	------------------------

KALOS

1.2

1150 ccm	53 kW	B12S1	03.05 -	AC-C ALT ALT CAM CAM W-P; CAM	- PS + PS	4 PK 665 4 PK 665 4 PK 950 ZRK 1072 KT 1448 KT 1448 W1
----------	-------	-------	---------	--	--------------	---

1.4

1399 ccm	61 kW	F14S3	03.05 -	ALT CAM CAM W-P; CAM		6 PK 1870 ZRK 1292 KT 1002 KT 1002 W4
----------	-------	-------	---------	-------------------------------	--	--

1.4 16V

1399 ccm	69 kW	F14D3	03.05 -	ALT CAM CAM W-P; CAM		6 PK 1870 ZRK 1182 KT 1397 KT 1397 W1
----------	-------	-------	---------	-------------------------------	--	--

KALOS Stufenheck

1.2

1150 ccm	53 kW	F12S3	03.05 -	AC-C ALT ALT CAM CAM W-P; CAM	- PS + PS	4 PK 665 4 PK 665 4 PK 950 ZRK 1072 KT 1448 KT 1002 W4
----------	-------	-------	---------	--	--------------	---

1.4

1399 ccm	61 kW	F14S3	03.05 -	ALT W-P; CAM		6 PK 1870 KT 1002 W4
----------	-------	-------	---------	-----------------	--	-------------------------

1.4 16V

1399 ccm	69 kW	F14D3	03.05 -	ALT CAM CAM W-P; CAM		6 PK 1870 ZRK 1182 KT 1397 KT 1397 W1
----------	-------	-------	---------	-------------------------------	--	--

LANOS Stufenheck

1.4

1349 ccm	55 kW		11.05 -	ALT ALT	- PS + PS	5 PK 870 5 PK 970
----------	-------	--	---------	------------	--------------	----------------------

1.5

1498 ccm	63 kW	A15SMS	11.05 -	ALT ALT	- PS + PS	5 PK 870 5 PK 970
----------	-------	--------	---------	------------	--------------	----------------------

1.6 16V

1598 ccm	78 kW	A16DMS	11.05 -	ALT ALT	- PS + PS	5 PK 870 5 PK 1005
----------	-------	--------	---------	------------	--------------	-----------------------

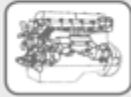
LANOS Schrägheck

1.4

1349 ccm	55 kW		11.05 -	ALT ALT	- PS + PS	5 PK 870 5 PK 970
----------	-------	--	---------	------------	--------------	----------------------

1.5

1498 ccm	63 kW	A15SMS	11.05 -	ALT ALT	- PS + PS	5 PK 870 5 PK 970
----------	-------	--------	---------	------------	--------------	----------------------



CHEVROLET

LANOS Schrägheck

1.6 16V

1598 ccm	78 kW	A16DMS	11.05 -	ALT	- PS	5 PK 870
				ALT	+ PS	5 PK 1005

LACETTI (J200)

1.4 16V

1399 ccm	70 kW	F14D3	03.05 -	ALT		6 PK 1870
				CAM		ZRK 1182
				CAM		KT 1397
				W-P; CAM		KT 1397 W1

1.6

1598 ccm	80 kW	F16D3	03.05 -	ALT		6 PK 1870
				CAM		ZRK 1182
				CAM		KT 1397
				W-P; CAM		KT 1397 W1

1.8

1796 ccm	89 kW	F18D3	08.05 -	ALT		6 PK 1870
				CAM		ZRK 1026
				CAM		KT 1207

1.8

1799 ccm	90 kW	T18SED	03.05 -	ALT	- AC	6 PK 1725
				ALT	+ AC	6 PK 1890
				CAM		ZRK 1291
				CAM		KT 1030

LUMINA Stufenheck

3.1

3135 ccm	110 kW	L82	10.94 - 09.97	ALT	UNTIL: 1999	6 PK 1760
----------	--------	-----	---------------	-----	-------------	-----------

3.1 LS

3135 ccm	119 kW	L82	10.94 - 09.97	ALT	UNTIL: 1999	6 PK 1760
----------	--------	-----	---------------	-----	-------------	-----------

MATIZ (M200, M250)

0.8

796 ccm	38 kW	F8CV	03.05 -	AC-C	- PS	4 PK 735
				ALT		3 PK 668
				PS	- AC	4 PK 790
				PS	+ AC	4 PK 913
				CAM		ZRK 1203
				CAM	UNTIL: 10.12	KT 1469

0.8 LPG

796 ccm	38 kW	F8CV	03.05 -	CAM	UNTIL: 12.10	KT 1469
---------	-------	------	---------	-----	--------------	---------

1.0

995 ccm	47 kW	B10S	03.05 -	AC-C	- PS	4 PK 665
				ALT		4 PK 665
				PS	- AC	4 PK 715
				PS	+ AC	4 PK 954
				CAM		ZRK 1072
				CAM		KT 1448
				W-P; CAM		KT 1448 W1

1.0

995 ccm	49 kW	B10S1	03.05 -	AC-C	- PS	4 PK 665
				ALT		4 PK 665
				PS	- AC	4 PK 715
				PS	+ AC	4 PK 954
				CAM		ZRK 1072
				CAM		KT 1448
				W-P; CAM		KT 1448 W1

1.0 LPG

995 ccm	49 kW	B10S1	03.05 -	CAM		KT 1448
				W-P; CAM		KT 1448 W1

NUBIRA Stufenheck

1.4

1399 ccm	69 kW	F14D3	01.05 -	ALT		6 PK 1870
				CAM		ZRK 1182
				CAM		KT 1397

1.4

1399 ccm	70 kW	F14D3	01.06 -	W-P; CAM		KT 1397 W1
----------	-------	-------	---------	----------	--	------------



CHEVROLET

NUBIRA Stufenheck

1.6						
1598 ccm	80 kW	F16D3	03.05 -	ALT CAM CAM W-P; CAM		6 PK 1870 ZRK 1182 KT 1397 KT 1397 W1
1.8						
1796 ccm	89 kW	F18D3	01.06 -	ALT		6 PK 1870
1.8						
1799 ccm	90 kW	T18SED	03.05 -	ALT CAM CAM		6 PK 1890 ZRK 1291 KT 1030

NUBIRA Kombi

1.6						
1598 ccm	80 kW	F16D3	03.05 -	ALT CAM CAM W-P; CAM		6 PK 1870 ZRK 1182 KT 1397 KT 1397 W1
1.8						
1796 ccm	89 kW	F18D3	08.05 -	ALT CAM CAM		6 PK 1870 ZRK 1026 KT 1207
1.8						
1799 ccm	90 kW	T18SED	03.05 -	ALT CAM CAM		6 PK 1890 ZRK 1291 KT 1030

ORLANDO (J309)

1.8						
1796 ccm	104 kW	2H0;F18D4	02.11 -	W-P; CAM		KT 1405 W1

REZZO

1.6						
1598 ccm	77 kW	A16DMS	03.05 -	ALT CAM CAM		6 PK 1870 ZRK 1182 KT 1397
1.6						
1598 ccm	79 kW	A16DMS	08.05 -	ALT CAM CAM		6 PK 1870 ZRK 1182 KT 1397
2.0						
1998 ccm	89 kW	T20SED	03.05 -	ALT ALT CAM CAM	+ AC	6 PK 1890 6 PK 1890 ZRK 1291 KT 1030
2.0						
1998 ccm	90 kW	T20SED	08.05 -	CAM CAM		ZRK 1291 KT 1030

SILVERADO 1500

5.3 AWD						
5324 ccm	201 kW	LM7	10.99 -	AC-C ALT ALT	MTR-CODE: LM7; AMP: 105; MOD: CK15 MTR-CODE: LM7; AMP: 136; MOD: CK15	4 PK 962 6 PK 2345 6 PK 2360
6.0						
5972 ccm	224 kW	LQ4	10.99 -	AC-C ALT ALT	MTR-CODE: LQ4; AMP: 105; MOD: CC15/CC25 MTR-CODE: LQ4; AMP: 140; MOD: CC15/CC25	4 PK 962 6 PK 2345 6 PK 2360
6.0 AWD						
5972 ccm	224 kW	LQ4	10.99 -	AC-C ALT ALT	MTR-CODE: LQ4; AMP: 105; MOD: CK15/CK25 MTR-CODE: LQ4; AMP: 140; MOD: CK15/CK25	4 PK 962 6 PK 2345 6 PK 2360

SILVERADO 1500

5.3 AWD						
5324 ccm	232 kW		01.07 -	AC-C AC-C ALT	MTR-CODE: LH853 MTR-CODE: LY5 MTR-CODE: LH853	4 PK 962 4 PK 962 6 PK 2373



CHEVROLET

SILVERADO 1500

5.3 AWD

5324 ccm	232 kW		01.07 -	ALT	MTR-CODE: LY5	6 PK 2373
				ALT	MTR-CODE: LY5; AMP: 105; MOD: CK15;Classic	6 PK 2345
				ALT	MTR-CODE: LY5; AMP: 145; MOD: CK15;Classic	6 PK 2360

SILVERADO 2500 HD

8.1 AWD

8128 ccm	253 kW	L18	10.01 -	AC-C		4 PK 1015
				ALT	AMP: 105	6 PK 2415

SPARK

0.8

796 ccm	37 kW	F8CV	05.05 -	AC-C	FROM: 09.05; - PS	4 PK 735
				ALT	FROM: 09.05	3 PK 668
				PS	FROM: 09.05; - AC	4 PK 665
				PS	FROM: 09.05; + AC	4 PK 913
				CAM		ZRK 1203
				CAM	UNTIL: 12.10	KT 1469

1.0 SX

995 ccm	46 kW	B10S;LA2	05.05 -	AC-C	FROM: 09.05; - PS	4 PK 665
				ALT	FROM: 09.05	4 PK 665
				PS	FROM: 09.05; - AC	4 PK 715
				PS	FROM: 09.05; + AC	4 PK 954
				CAM		ZRK 1072
				CAM		KT 1448
				W-P; CAM		KT 1448 W1

SUBURBAN

5.7

5733 ccm	157 kW	LO5	10.91 - 09.96	ALT	AMP: 100; + AC	6 PK 2465
				ALT	AMP: 105; - AC	6 PK 2460
				ALT	AMP: 120; - AC	6 PK 2490
				ALT	AMP: 120; + AC	6 PK 2490

5.7 AWD

5733 ccm	157 kW	LO5	10.91 - 09.96	ALT	AMP: 100; - AC	6 PK 2460
				ALT	AMP: 100; + AC	6 PK 2465
				ALT	AMP: 120; - AC	6 PK 2490
				ALT	AMP: 120; + AC	6 PK 2490

6.5 D

6462 ccm	135 kW	L56	10.93 - 09.96	ALT	1 ALT	6 PK 2585
----------	--------	-----	---------------	-----	-------	-----------

6.5 D AWD

6462 ccm	135 kW	L56	10.93 - 09.96	ALT	1 ALT	6 PK 2585
----------	--------	-----	---------------	-----	-------	-----------

SUBURBAN

5.7 AWD

5733 ccm	190 kW	L31	10.96 - 04.00	ALT	AMP: 105; MOD: K109/K209; - AC	6 PK 2215
				ALT	AMP: 140; + AC	6 PK 2460
				ALT	AMP: 140; MOD: K109/K209; - AC	6 PK 2228

SUBURBAN

5.3 Hybrid

5327 ccm	209 kW	L59	09.02 - 06.06	ALT	AMP: 105	6 PK 2345
----------	--------	-----	---------------	-----	----------	-----------

5.3 Hybrid AWD

5327 ccm	209 kW	L59	09.02 - 06.06	ALT	AMP: 105	6 PK 2345
----------	--------	-----	---------------	-----	----------	-----------

8.1 AWD

8128 ccm	254 kW	L18	05.00 - 06.06	AC-C		4 PK 1015
				ALT	MTR-CODE: L18; AMP: 105; MOD: CC25906	6 PK 2415

TAHOE (B2W)

4.8

4806 ccm	206 kW	LR4	05.00 - 12.06	AC-C		4 PK 962
				ALT	AMP: 105	6 PK 2345

4.8 V8

4808 ccm	206 kW	LR4	12.99 - 12.06	AC-C	FROM: 05.00	4 PK 962
				ALT	FROM: 05.00; AMP: 105	6 PK 2345

5.3

5327 ccm	201 kW	LM7	05.00 - 09.02	AC-C		4 PK 962
				ALT	AMP: 105; MOD: CC157	6 PK 2345
				ALT	AMP: 130; MOD: CC157	6 PK 2360



CHEVROLET

TAHOE (B2W)

5.3 V8							
5327 ccm	201 kW	LM7	12.99 - 12.06	AC-C	FROM: 05.00		4 PK 962
				ALT	FROM: 05.00; AMP: 105; MOD: CK157		6 PK 2345
				ALT	FROM: 05.00; AMP: 130; MOD: CK157		6 PK 2360

TRAILBLAZER (KC_)

4.2 AWD							
4157 ccm	201 kW	LL8	09.01 - 09.08	ALT			6 PK 2330

TRANS SPORT

3.4							
3350 ccm	137 kW	LA1	08.96 - 09.05	ALT	AMP: 105		6 PK 1760

VECTRA

2.0							
1998 ccm	81 kW	20 NEJ	03.96 -	ALT	- AC		6 PK 1725
				ALT	+ AC		6 PK 1900

VECTRA

2.2							
2198 ccm	108 kW	Z 22 SE	04.02 -	ALT	- AC		5 PK 880
				ALT	+ AC		5 PK 1030

2.2							
2198 ccm	114 kW	Z 22 YH	05.04 -	ALT	- AC		5 PK 880
				ALT	+ AC		5 PK 1030

2.8							
2792 ccm	184 kW	Z 28 NET	10.06 -	ALT			6 PK 2120

2.8							
2792 ccm	188 kW	Z 28 NET	11.05 -	ALT			6 PK 2120

VIVA

1.8							
1796 ccm	90 kW	Z 18 XE	09.03 - 03.08	ALT	- AC		5 PK 940
				ALT	+ AC		5 PK 1210

ZAFIRA

2.2							
2198 ccm	110 kW	Z 22 YH	07.05 -	ALT	- AC		5 PK 880
				ALT	+ AC		5 PK 1030

CHRYSLER

CIRRUS

2.0 LX							
1996 ccm	96 kW	ECB	05.94 - 09.97	ALT			6 PK 1345
				PS			4 PK 900

2.0 LX							
1996 ccm	98 kW	ECB	10.97 - 09.00	ALT			6 PK 1345
				PS			4 PK 900

2.4 LX							
2429 ccm	103 kW	EDZ	05.94 - 09.00	ALT			6 PK 1370
				PS			4 PK 900

2.5 LX							
2497 ccm	120 kW	EEB	10.94 - 09.00	ALT			6 PK 1432
				PS			4 PK 970

CONCORDE

3.3 LX							
3301 ccm	120 kW	EGB	10.92 - 09.97	ALT			6 PK 1700

3.5 LX							
3518 ccm	155 kW	EGE	10.92 - 09.97	ALT			6 PK 1345

CONCORDE

2.7 LX							
2736 ccm	149 kW	EER	10.97 - 09.03	AC-C			6 PK 1060
				ALT	+ PS		6 PK 1570

3.5 LX							
3518 ccm	174 kW	EWZ	10.97 - 09.03	ALT			6 PK 1345



CHRYSLER

CONCORDE

3.5 LX Supercharged

3518 ccm 186 kW EWZ 10.97 - 09.03 ALT 6 PK 1345

CROSSFIRE

3.2

3199 ccm 160 kW EGX 07.03 - 12.07 ALT 6 PK 2390

SRT-6

3199 ccm 246 kW EGZ 09.04 - 12.07 ALT 6 PK 2390

CROSSFIRE Roadster

3.2

3199 ccm 160 kW EGX 05.04 - 12.07 ALT 6 PK 2390

SRT-6

3199 ccm 246 kW EGZ 09.04 - 12.07 ALT 6 PK 2390

LE BARON Cabriolet

2.2 i Turbo

2197 ccm	109 kW		09.86 - 12.90	AC-C	FROM: 01.88; UNTIL: 12.88	AVX 10 x 1215
				AC-C	FROM: 01.89; UNTIL: 12.89	AVX 10 x 1225
				AC-C	FROM: 01.90	AVX 10 x 1200
				PS	FROM: 01.88	AVX 10 x 1050
				ALT	FROM: 01.89	4 PK 980
				ALT	UNTIL: 12.88	4 PK 1040
				CAM	FROM: 01.89	ZRK 1178

2.2 i Turbo

2213 ccm	130 kW	EDR	09.86 - 12.90	AC-C	FROM: 01.88; UNTIL: 12.88	AVX 10 x 1215
				AC-C	FROM: 01.89; UNTIL: 12.89	AVX 10 x 1225
				AC-C	FROM: 01.90	AVX 10 x 1200
				PS		AVX 10 x 1050
				ALT	FROM: 01.89	4 PK 980
				ALT	UNTIL: 12.88	4 PK 1040
				CAM	FROM: 01.89	ZRK 1178

2.5 i

2501 ccm	75 kW	EDM	09.86 - 12.93	AC-C	FROM: 01.88; UNTIL: 12.88	AVX 10 x 1215
				AC-C	FROM: 01.89; UNTIL: 12.89	AVX 10 x 1225
				AC-C	FROM: 01.90	AVX 10 x 1200
				PS	FROM: 01.88; UNTIL: 12.91	AVX 10 x 1050
				PS	FROM: 01.92	AVX 10 x 1090
				ALT	FROM: 01.89	4 PK 980
				ALT	UNTIL: 12.88	4 PK 1040
				CAM	FROM: 01.89	ZRK 1178

2.5 i Turbo

2501 ccm	112 kW	EDT	01.89 - 12.93	AC-C	FROM: 01.90	AVX 10 x 1200
				AC-C	UNTIL: 12.89	AVX 10 x 1225
				PS	FROM: 01.92	AVX 10 x 1090
				PS	UNTIL: 12.91	AVX 10 x 1050
				ALT		4 PK 980
				ALT		4 PK 1040
				CAM		ZRK 1178

3.0 i V6

2972 ccm	105 kW	6G72	01.90 - 12.96	AC-C	FROM: 01.91; UNTIL: 12.91	AVX 10 x 1000
				AC-C	FROM: 01.92; UNTIL: 12.93	AVX 10 x 990
				AC-C	FROM: 01.94; UNTIL: 12.95	AVX 10 x 960
				AC-C	UNTIL: 12.90	AVX 10 x 960
				ALT	FROM: 01.91	6 PK 2075
				ALT	UNTIL: 12.90	5 PK 1815
				CAM	UNTIL: 12.95	ZRK 1192
				CAM		KT 1278

NEON (PL)

1.8 16V

1796 ccm	85 kW	EBD	09.97 - 08.99			AVX 10 x 1050
				ALT		4 PK 890

2.0 16V

1996 ccm	98 kW	420H	05.94 - 08.99	PS		AVX 10 x 1050
				ALT	OE-NO.: 4612229	4 PK 850
				ALT	OE-NO.: 4668180	4 PK 890

2.0 16V

1996 ccm	107 kW	ECC	06.94 - 08.99	PS		AVX 10 x 1050
----------	--------	-----	---------------	----	--	---------------



CHRYSLER

NEON (PL)

2.0 16V							
1996 ccm	107 kW	ECC	06.94 - 08.99	ALT	FROM: 10.96; OE-NO.: 4612229		4 PK 850
				ALT	FROM: 10.96; OE-NO.: 4668180		4 PK 890
2.0 16V							
1996 ccm	109 kW	420T	04.96 - 08.99	PS			AVX 10 x 1050
				ALT	OE-NO.: 4612229		4 PK 850
				ALT	OE-NO.: 4668180		4 PK 890

NEON II

1.6							
1598 ccm	85 kW	EJD	11.01 - 12.06	ALT	- AC		6 PK 894
				ALT	+ AC		6 PK 1445
2.0 16V							
1996 ccm	97 kW	ECB	10.02 - 12.06	ALT			4 PK 850
				PS	- AC		4 PK 1125
2.0 16V							
1996 ccm	98 kW	420H	08.99 - 12.06	ALT			4 PK 850
				PS	- AC		4 PK 1125
2.0 16V R/T							
1996 ccm	110 kW	ECH	10.01 - 12.06	ALT			4 PK 850
				PS	- AC		4 PK 1125

NEW YORKER

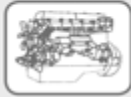
3.5 i 24V							
3518 ccm	155 kW	F01	04.93 - 09.98	AC-C	FROM: 01.96		AVX 10 x 1400
				ALT			6 PK 1345

PACIFICA

3.5							
3518 ccm	186 kW	EGN	08.03 - 09.08	ALT			6 PK 2373
3.5 AWD							
3518 ccm	186 kW	EGN	08.03 - 09.08	ALT			6 PK 2373
4.0							
3952 ccm	191 kW	EMM	06.06 - 09.08	ALT			6 PK 1760
4.0 AWD							
3952 ccm	191 kW	EMM	06.06 - 09.08	ALT			6 PK 1760

PT CRUISER (PT_)

1.6							
1598 ccm	85 kW	EJD	11.01 - 12.10	ALT	FROM: 06.02; - AC		6 PK 884
				ALT	FROM: 06.02; + AC		6 PK 1440
2.0							
1996 ccm	100 kW	ECC	10.04 - 12.10	ALT			4 PK 850
				PS	- AC		4 PK 1125
2.0							
1996 ccm	104 kW	ECC	06.00 - 12.10	ALT			4 PK 850
				PS	- AC		4 PK 1125
2.4							
2429 ccm	105 kW	EDZ	08.05 - 12.10	ALT			4 PK 875
				PS	- AC; FROM: 2003		4 PK 1290
				CAM			ZRK 1584
2.4							
2429 ccm	110 kW	EDZ	06.00 - 12.10	ALT			4 PK 875
				PS	FROM: 07.02; - AC; FROM: 200207		4 PK 1290
				PS	UNTIL: 06.02; + AC; UNTIL: 200206		4 PK 1415
				CAM			ZRK 1584
GT 2.4							
2429 ccm	164 kW	EDV	08.03 - 12.10	ALT			4 PK 875
				PS	- AC		4 PK 1290
				CAM			ZRK 1584
2.2 CRD							
2148 ccm	89 kW	EDJ	03.02 - 12.10	ALT			6 PK 1600
2.2 CRD							
2148 ccm	110 kW	EDJ	08.05 - 12.10	ALT			6 PK 1600



CHRYSLER

PT CRUISER Cabriolet

2.4							
2429 ccm	105 kW	EDZ	03.04 - 03.08	ALT	MTR-CODE: EDT;EDV		4 PK 875
				ALT	MTR-CODE: EDZ		4 PK 875
				PS	MTR-CODE: EDT;EDV; - AC		4 PK 1290
				PS	MTR-CODE: EDZ; - AC; FROM: 2003		4 PK 1290
				CAM			ZRK 1584
2.4 GT							
2429 ccm	164 kW	EDV	03.04 - 03.08	ALT			4 PK 875
				PS	- AC		4 PK 1290
				CAM			ZRK 1584

SARATOGA

3.0							
2972 ccm	105 kW	6G72	09.89 - 12.95	AC-C	FROM: 01.90; UNTIL: 12.90		AVX 10 x 960
				AC-C	FROM: 01.91; UNTIL: 12.91		AVX 10 x 1000
				AC-C	FROM: 01.92; UNTIL: 12.93		AVX 10 x 990
				AC-C	FROM: 01.94; UNTIL: 12.95		AVX 10 x 960
				ALT	FROM: 01.91		6 PK 2075
				ALT	UNTIL: 12.90		5 PK 1815
				CAM			ZRK 1192
				CAM			KT 1278

SEBRING Coupe (FJ)

2.5 LE							
2497 ccm	120 kW	EEB	05.95 - 09.00	AC-C			4 PK 890
				ALT			5 PK 1500

SEBRING (JR)

2.0							
1996 ccm	104 kW	ECC	04.01 - 06.07	ALT			6 PK 1345
				PS			4 PK 900
2.4							
2429 ccm	112 kW	EDZ	04.01 - 06.07	ALT			6 PK 1345
				PS			4 PK 900
				CAM			ZRK 1584
2.7 V6 24V							
2736 ccm	149 kW	EES	04.01 - 06.07	ALT			6 PK 1400
				PS			4 PK 985

SEBRING Cabriolet (JR)

2.0							
1996 ccm	104 kW	ECC	04.01 - 06.07	ALT			6 PK 1345
				PS			4 PK 900
2.7 V6 24V							
2736 ccm	149 kW	EES	04.01 - 06.07	ALT			6 PK 1400
				PS			4 PK 985

SEBRING (JS)

2.7 VVT							
2736 ccm	141 kW	EER	07.07 - 12.10	ALT			6 PK 1190
2.0 CRD							
1968 ccm	103 kW	ECD	07.07 - 12.10	CAM			ZRK 1468

SEBRING Cabriolet (JS)

2.7							
2736 ccm	137 kW	EER	07.07 - 12.10	ALT	MTR-CODE: EER		6 PK 1190
2.7 VVT							
2736 ccm	141 kW	EER	07.07 - 12.10	ALT			6 PK 1190
2.0 CRD							
1968 ccm	103 kW	ECD	07.07 - 12.10	CAM			ZRK 1468

STRATUS (JA)

2.0 LE							
1996 ccm	96 kW	C00	12.95 - 04.01	ALT			6 PK 1345
				PS			4 PK 900
2.0 16V							
1996 ccm	98 kW	ECB	12.95 -	ALT			6 PK 1345
				PS			4 PK 900



CHRYSLER

STRATUS (JA)

2.4 16 V

2429 ccm	103 kW	EDZ	12.95 - 04.01	ALT PS CAM		6 PK 1370 4 PK 900 ZRK 1584
----------	--------	-----	---------------	------------------	--	-----------------------------------

2.4 16V

2429 ccm	112 kW	EDZ	12.95 -	ALT PS CAM		6 PK 1370 4 PK 900 ZRK 1584
----------	--------	-----	---------	------------------	--	-----------------------------------

2.5 LX V6

2497 ccm	120 kW	EEB;H00	12.95 - 04.01	ALT PS CAM		6 PK 1432 4 PK 970 ZRK 1430
----------	--------	---------	---------------	------------------	--	-----------------------------------

2.5 V6

2497 ccm	125 kW	H00	12.95 -	ALT PS CAM		6 PK 1432 4 PK 970 ZRK 1430
----------	--------	-----	---------	------------------	--	-----------------------------------

STRATUS Cabriolet (JX)

2.0 LE

1996 ccm	96 kW	420X	06.96 - 04.01	ALT PS		6 PK 1345 4 PK 900
----------	-------	------	---------------	-----------	--	-----------------------

2.5 LX

2499 ccm	120 kW	625H	04.96 - 04.01	ALT PS CAM		6 PK 1432 4 PK 970 ZRK 1430
----------	--------	------	---------------	------------------	--	-----------------------------------

TOWN & COUNTRY

3.3

3301 ccm	128 kW	EGM	10.00 - 08.07	ALT		6 PK 2100
----------	--------	-----	---------------	-----	--	-----------

3.8 AWD

3778 ccm	160 kW	EGH	10.00 - 08.07	ALT		6 PK 2100
----------	--------	-----	---------------	-----	--	-----------

VIPER

8.0

7990 ccm	290 kW	EPA	08.92 - 12.98	ALT	+ AC	7 PK 1970
----------	--------	-----	---------------	-----	------	-----------

8.0

7990 ccm	299 kW	EPA	08.92 - 12.98	ALT	+ AC	7 PK 1970
----------	--------	-----	---------------	-----	------	-----------

VIPER Convertible

8.0

7990 ccm	290 kW	EPA	08.92 - 12.98	ALT	+ AC	7 PK 1970
----------	--------	-----	---------------	-----	------	-----------

8.0

7990 ccm	299 kW	EPA	08.92 - 12.98	ALT	+ AC	7 PK 1970
----------	--------	-----	---------------	-----	------	-----------

VISION

3.5 TSi

3518 ccm	155 kW	F00;F01	09.93 - 12.97	AC-C AC-C ALT	UNTIL: 12.94	AVX 10 x 1400 AVX 10 x 1375 6 PK 1345
----------	--------	---------	---------------	---------------------	--------------	---

VOYAGER II (ES)

2.5 i

2501 ccm	72 kW	K00	01.91 - 09.95	AC-C AIR-P AIR-P PS ALT CAM	- PS + PS FROM: 01.89; MTR-CODE: EDM FROM: 01.89	AVX 10 x 1200 AVX 10 x 1200 AVX 10 x 838 AVX 10 x 1090 4 PK 980 ZRK 1178
----------	-------	-----	---------------	--	---	---

2.5 i

2501 ccm	74 kW	K	08.90 - 09.95	AC-C AIR-P AIR-P PS ALT CAM	- PS + PS	AVX 10 x 1200 AVX 10 x 1200 AVX 10 x 838 AVX 10 x 1090 4 PK 980 ZRK 1178
----------	-------	---	---------------	--	--------------	---

3.0

2972 ccm	104 kW	EFA	10.90 - 09.95	ALT ALT	UNTIL: 12.90	6 PK 2075 5 PK 1815
----------	--------	-----	---------------	------------	--------------	------------------------



CHRYSLER

VOYAGER II (ES)

3.0 i

2972 ccm	108 kW	300;6G72	01.91 - 09.95	AC-C AC-C AC-C CAM CAM	FROM: 01.92; UNTIL: 12.92 FROM: 01.93 UNTIL: 12.91	AVX 10 x 990 AVX 10 x 950 AVX 10 x 960 ZRK 1192 KT 1278
----------	--------	----------	---------------	------------------------------------	--	---

3.3 i

3301 ccm	110 kW	EGA	08.90 - 09.95	ALT ALT ALT	- AC FROM: 01.93; + AC UNTIL: 12.92; + AC	6 PK 2490 6 PK 2510 6 PK 2510
----------	--------	-----	---------------	-------------------	---	-------------------------------------

3.3 i AWD

3301 ccm	110 kW	EGA	08.90 - 09.95	ALT ALT ALT	- AC FROM: 01.93; + AC UNTIL: 12.92; + AC	6 PK 2490 6 PK 2510 6 PK 2510
----------	--------	-----	---------------	-------------------	---	-------------------------------------

3.3 i

3301 ccm	120 kW	EGA	08.90 - 09.95	ALT ALT ALT	- AC FROM: 01.93; + AC UNTIL: 12.92; + AC	6 PK 2490 6 PK 2510 6 PK 2510
----------	--------	-----	---------------	-------------------	---	-------------------------------------

2.5 TD

2500 ccm	87 kW	09B;M00	01.92 - 09.95	PS	MTR-CODE: ENC	5 PK 790
----------	-------	---------	---------------	----	---------------	----------

VOYAGER III (GS)

2.0 i

1995 ccm	98 kW	C00	01.95 - 03.01	ALT ALT PS PS	FROM: 10.95; - AC FROM: 10.95; + AC FROM: 01.98 FROM: 10.95; UNTIL: 12.97	6 PK 1015 6 PK 1345 4 PK 905 4 PK 900
----------	-------	-----	---------------	------------------------	--	--

2.4 i

2429 ccm	111 kW	B00	01.95 - 03.01	CAM		ZRK 1584
----------	--------	-----	---------------	-----	--	----------

2.4 AWD

2429 ccm	111 kW	EDZ	02.97 - 03.01	ALT ALT PS CAM	- AC + AC	6 PK 1045 6 PK 1420 4 PK 905 ZRK 1584
----------	--------	-----	---------------	-------------------------	--------------	--

3.3 i

3301 ccm	116 kW	R00	01.95 - 03.01	ALT ALT	FROM: 10.95; MTR-CODE: EGA; - AC FROM: 10.95; MTR-CODE: EGA; + AC	6 PK 2510 6 PK 2460
----------	--------	-----	---------------	------------	--	------------------------

3.8 i AWD

3778 ccm	131 kW	EGH	01.95 - 03.01	ALT ALT ALT ALT	FROM: 10.95; - AC FROM: 10.95; + AC FROM: 10.97; - AC FROM: 10.97; + AC	6 PK 2510 6 PK 2460 6 PK 2510 6 PK 2460
----------	--------	-----	---------------	--------------------------	--	--

2.5 TDiC AWD

2499 ccm	85 kW	ENC	10.95 - 03.01	ALT ALT W-P	UNTIL: 1998 UNTIL: 12.98	6 PK 2055 7 PK 1400 3 PK 960
----------	-------	-----	---------------	-------------------	-----------------------------	------------------------------------

VOYAGER IV (RG)

2.4

2429 ccm	108 kW	EDZ	02.00 - 12.08	ALT PS PS CAM	FROM: 10.00 FROM: 10.00; FROM: 200010 FROM: 10.00; UNTIL: 2003	6 PK 1250 4 PK 900 4 PK 905 ZRK 1584
----------	--------	-----	---------------	------------------------	--	---

3.3

3301 ccm	128 kW	EGA	02.00 - 12.08	ALT ALT	FROM: 2006 UNTIL: 2005	6 PK 2100 6 PK 2460
----------	--------	-----	---------------	------------	---------------------------	------------------------

3.3 AWD

3301 ccm	128 kW	EGA	02.00 - 12.08	ALT ALT	FROM: 2006 UNTIL: 2005	6 PK 2100 6 PK 2460
----------	--------	-----	---------------	------------	---------------------------	------------------------

2.5 CRD

2499 ccm	88 kW	EDK	08.05 - 12.08	ALT PS		6 PK 1420 4 EPK 906
----------	-------	-----	---------------	-----------	--	------------------------

2.5 CRD

2499 ccm	105 kW	ENC	02.00 - 12.08	ALT ALT PS	FROM: 10.00; MTR-CODE: EDK;ENC;ENJ FROM: 10.02; MTR-CODE: ENJ	6 PK 1420 6 PK 1420 4 EPK 906
----------	--------	-----	---------------	------------------	--	-------------------------------------



CHRYSLER

VOYAGER IV (RG)

2.8 CRD

2776 ccm	110 kW	ENR	06.04 - 12.08	ALT PS		6 PK 1420 4 EPK 906
----------	--------	-----	---------------	-----------	--	------------------------

GRAND VOYAGER V (RT)

3.3

3301 ccm	125 kW	EGV	01.08 -	ALT		6 PK 2020
----------	--------	-----	---------	-----	--	-----------

3.8

3778 ccm	142 kW	EGL	10.07 -	ALT		6 PK 2020
----------	--------	-----	---------	-----	--	-----------

2.8 CRD

2768 ccm	120 kW		10.07 -	ALT		6 PK 1740
----------	--------	--	---------	-----	--	-----------

2.8 CRD

2777 ccm	120 kW	ENS	10.07 -	ALT		6 PK 1740
----------	--------	-----	---------	-----	--	-----------

300 C

2.7

2736 ccm	142 kW	2.7FX;EER	09.04 - 11.12	ALT	FROM: 01.05; UNTIL: 2006	6 PK 2130
----------	--------	-----------	---------------	-----	--------------------------	-----------

3.5

3518 ccm	183 kW	3.5CSP	09.04 - 11.12	ALT	FROM: 01.05	6 PK 2100
----------	--------	--------	---------------	-----	-------------	-----------

5.7 SRT8

5654 ccm	250 kW	EZB;EZD;EZH	09.04 - 11.12	ALT		6 PK 2100
----------	--------	-------------	---------------	-----	--	-----------

6.1 SRT8

6059 ccm	317 kW	ESF	06.05 - 11.12	ALT		6 PK 2075
----------	--------	-----	---------------	-----	--	-----------

6.1 SRT8

6063 ccm	317 kW		06.05 - 11.12	ALT		6 PK 2075
----------	--------	--	---------------	-----	--	-----------

3.0 CRD

2987 ccm	160 kW	M664	09.05 - 11.12	ALT	+ AC	7 PK 2035
----------	--------	------	---------------	-----	------	-----------

300 C Touring

2.7

2736 ccm	142 kW	2.7FX;EER	09.04 - 12.10	ALT	FROM: 01.05; UNTIL: 2006	6 PK 2130
----------	--------	-----------	---------------	-----	--------------------------	-----------

3.5

3518 ccm	183 kW	3.5CSP	09.04 - 12.10	ALT	FROM: 01.05	6 PK 2100
----------	--------	--------	---------------	-----	-------------	-----------

3.5 AWD

3518 ccm	183 kW	3.5CSP	09.04 - 12.10	ALT	FROM: 01.05	6 PK 2100
----------	--------	--------	---------------	-----	-------------	-----------

5.7

5654 ccm	250 kW	EZB;EZD;EZH	09.04 - 12.10	ALT		6 PK 2100
----------	--------	-------------	---------------	-----	--	-----------

5.7 AWD

5654 ccm	250 kW	EZB;EZH	04.05 - 12.10	ALT		6 PK 2100
----------	--------	---------	---------------	-----	--	-----------

6.1 SRT8

6059 ccm	317 kW	ESF	06.05 - 12.10	ALT		6 PK 2075
----------	--------	-----	---------------	-----	--	-----------

3.0 CRD

2987 ccm	160 kW	M664	09.05 - 12.10	ALT	+ AC	7 PK 2035
----------	--------	------	---------------	-----	------	-----------

300 M (LR)

2.7 V6 24V

2736 ccm	150 kW	EER	08.00 - 09.04	AC-C		6 PK 1060
				ALT	OE-NO.: 04792070AB	6 PK 1600
				ALT	OE-NO.: 04792442AA;04792070	6 PK 1570

3.5 V6 24V

3518 ccm	185 kW	EGG	08.00 - 09.04	ALT		6 PK 1345
----------	--------	-----	---------------	-----	--	-----------

3.5 V6 24V

3518 ccm	187 kW	EGG	07.98 - 08.00	ALT		6 PK 1345
----------	--------	-----	---------------	-----	--	-----------

CITROËN

AX (ZA-_)

10 E

954 ccm	30 kW	C3A	12.86 - 12.88	ALT		AVX 10 x 710
				CAM		ZRK 1114
				CAM		KT 1013
				W-P; CAM		KT 1013 W1

10

954 ccm	32 kW	C1A	09.86 - 06.92	CAM CAM		ZRK 1114 KT 1013
---------	-------	-----	---------------	------------	--	---------------------

10

954 ccm	33 kW	CDY (TU9M)	07.86 - 12.98	ALT		AVX 10 x 710
---------	-------	------------	---------------	-----	--	--------------



CITROËN

AX (ZA-)

10						
954 ccm	33 kW	CDY (TU9M)	07.86 - 12.98	CAM CAM W-P; CAM		ZRK 1114 KT 1013 KT 1013 W1
10						
954 ccm	37 kW	CDZ (TU9M)	02.87 - 12.98	ALT CAM CAM W-P; CAM		AVX 10 x 710 ZRK 1114 KT 1013 KT 1013 W1
11						
1124 ccm	40 kW	H1A;H1B	12.86 - 04.94	ALT CAM CAM W-P; CAM		AVX 10 x 710 ZRK 1114 KT 1013 KT 1013 W1
11 KAT						
1124 ccm	40 kW	HAZ (TU1CP)	09.88 - 12.89	ALT CAM CAM W-P; CAM		AVX 10 x 710 ZRK 1114 KT 1013 KT 1013 W1
11 4x4						
1124 ccm	40 kW	H1A	06.91 - 07.92	CAM CAM		ZRK 1114 KT 1013
11						
1124 ccm	44 kW	H1B;HDZ (TU1M)	09.86 - 12.97	ALT CAM CAM W-P; CAM		AVX 10 x 710 ZRK 1114 KT 1013 KT 1013 W1
1.3 Sport						
1294 ccm	70 kW	M4A	04.87 - 12.88	ALT ALT CAM CAM W-P; CAM	UNTIL ORGA-NO.: 05314; + AC	AVX 10 x 710 4 PK 1020 ZRK 1114 KT 1013 KT 1013 W1
14						
1360 ccm	44 kW	KAY (TU3CP)	12.86 - 12.88	ALT ALT CAM CAM W-P; CAM	UNTIL ORGA-NO.: 05314; + AC	AVX 10 x 710 4 PK 1020 ZRK 1118 KT 1019 KT 1019 W1
1.4 Allure						
1360 ccm	48 kW		08.92 - 04.94	ALT	FROM ORGA-NO.: 05315; + AC	5 PK 1025
1.4 4x4						
1360 ccm	48 kW		08.92 - 04.94	ALT	+ AC	5 PK 1025
14						
1360 ccm	49 kW	K1F	06.88 - 12.89	ALT CAM CAM W-P; CAM		AVX 10 x 710 ZRK 1118 KT 1019 KT 1019 W1
14						
1360 ccm	51 kW	K1G	01.89 - 12.91	ALT ALT	FROM: 05.91; FROM ORGA-NO.: 05315; + AC UNTIL: 05.91; UNTIL ORGA-NO.: 05314; + AC	5 PK 1025 4 PK 1020
14						
1360 ccm	55 kW	KDX (TU3M/Z);KDY (TU3FM);KDY (TU3M);KDZ (TU3M/Z)	04.87 - 04.97	ALT ALT ALT CAM CAM CAM W-P; CAM W-P; CAM	FROM: 05.91; FROM ORGA-NO.: 05315; + AC UNTIL: 05.91; UNTIL ORGA-NO.: 05314; + AC MTR-CODE: TU3F MTR-CODE: TU3FM MTR-CODE: TU3M MTR-CODE: TU3FM MTR-CODE: TU3M	AVX 10 x 710 5 PK 1025 4 PK 1020 ZRK 1118 ZRK 1110 KT 1063 KT 1019 KT 1063 W1 KT 1019 W1
14 4x4						
1360 ccm	55 kW	KDX (TU3M/Z);KDY (TU3FM);KDY (TU3M);KDZ (TU3M/Z)	08.91 - 12.96	ALT		AVX 10 x 710



CITROËN

AX (ZA-...)

14 4x4							
1360 ccm	55 kW	KDX (TU3M/Z);KDY (TU3FM);KDY (TU3M);KDZ (TU3M/Z)	08.91 - 12.96	ALT	+ AC		5 PK 1025
				CAM			ZRK 1118
				CAM	MTR-CODE: TU3F		ZRK 1110
				CAM	MTR-CODE: TU3FM		KT 1063
				CAM	MTR-CODE: TU3M		KT 1019
				W-P; CAM	MTR-CODE: TU3FM		KT 1063 W1
				W-P; CAM	MTR-CODE: TU3M		KT 1019 W1
14							
1360 ccm	61 kW	K2A	01.88 - 12.92	ALT	FROM: 05.91; FROM ORGA-NO.: 05315; + AC		5 PK 1025
				ALT	UNTIL: 05.91; UNTIL ORGA-NO.: 05314; + AC		4 PK 1020
				CAM			ZRK 1118
				CAM			KT 1019
14							
1360 ccm	62 kW	K2A;K2B	01.88 - 12.92	ALT	- AC		AVX 10 x 710
				ALT	FROM: 05.91; FROM ORGA-NO.: 05315; + AC		5 PK 1025
				ALT	UNTIL: 05.91; UNTIL ORGA-NO.: 05314; + AC		4 PK 1020
				CAM			ZRK 1118
				CAM			KT 1019
				W-P; CAM			KT 1019 W1
1.4 4x4							
1360 ccm	62 kW	K2A	09.86 - 07.92	CAM			ZRK 1118
				CAM			KT 1019
1.4 GTi							
1360 ccm	66 kW	KFY (TU3FJ2)	08.91 - 12.96	ALT			AVX 10 x 710
				ALT	FROM: 08.92; + AC		5 PK 1025
				CAM			ZRK 1110
				CAM			KT 1063
				W-P; CAM			KT 1063 W1
1.4 GTi							
1360 ccm	69 kW	KFZ (TU3FJ2)	06.91 - 12.96	ALT			AVX 10 x 710
				ALT	+ AC		5 PK 1025
				CAM			ZRK 1110
				CAM			KT 1063
				W-P; CAM			KT 1063 W1
1.4 GTi							
1360 ccm	74 kW	KFZ (TU3FJ2)	06.91 - 12.92	ALT	FROM: 08.92; + AC		5 PK 1025
				CAM			ZRK 1110
				CAM			KT 1063
				W-P; CAM			KT 1063 W1
14 D							
1360 ccm	37 kW	K9Y (TUD3Y)	08.91 - 12.97	ALT			AVX 10 x 700
				ALT	+ V-PUL		5 PK 690
				CAM			ZRK 1142
				CAM			KT 1058
				W-P; CAM			KT 1058 W1
14 D							
1360 ccm	38 kW	K9A (TUD3)	09.88 - 06.92	ALT			AVX 10 x 700
				ALT	+ V-PUL		5 PK 690
				CAM			ZRK 1142
				CAM			KT 1058
				W-P; CAM			KT 1058 W1
15 D							
1527 ccm	40 kW	VJY (TUD5)	08.94 - 12.97	ALT	- PS		5 PK 775
				ALT	+ PS		5 PK 962
				CAM			ZRK 1262
				CAM			KT 1084
				W-P; CAM			KT 1084 W1
15 D							
1527 ccm	43 kW	VJZ (TUD5)	08.94 - 12.97	ALT	- PS		5 PK 775
				ALT	+ PS		5 PK 962
				CAM			ZRK 1262
				CAM			KT 1084



CITROËN

BERLINGO (MF)

1.1 i (MFHDZ, MFHFX)

1124 ccm	44 kW	HDZ (TU1M);HFX (TU1JP)	07.96 -	ALT		AVX 10 x 715
				ALT	FROM: 07.01; UNTIL: 10.02; MTR-CODE: TU1JP;TU1M; FROM ORGA-NO.: 09024; - AC	5 PK 860
				ALT	FROM: 10.05; MTR-CODE: TU1JP;TU1M; FROM ORGA-NO.: 10563; + AC	6 PK 1565
				ALT	FROM: 11.02; MTR-CODE: TU1JP;TU1M; - AC	6 PK 1450
				ALT	FROM: 11.02; UNTIL: 10.05; MTR-CODE: TU1JP;TU1M; UNTIL ORGA-NO.: 10562; + AC	6 PK 1560
				ALT	MTR-CODE: TU1M; - AC; - PS; + V-PUL	5 PK 715
				ALT	MTR-CODE: TU1M; + AC	4 PK 855
				ALT	MTR-CODE: TU1M; + PS; - AC	4 PK 855
				ALT	UNTIL: 07.01; MTR-CODE: TU1JP;TU1M; UNTIL ORGA-NO.: 09023; - AC	5 PK 880
				ALT	UNTIL: 10.02; MTR-CODE: TU1JP;TU1M; - AC; - PS; + V-PUL	5 PK 715
				ALT	UNTIL: 10.02; MTR-CODE: TU1JP;TU1M; + AC	4 PK 855
				ALT	UNTIL: 10.02; MTR-CODE: TU1JP;TU1M; + PS; - AC	4 PK 855
				PS	FROM: 07.01; MTR-CODE: TU1M; FROM ORGA-NO.: 09024; - AC	5 PK 860
				PS	MTR-CODE: TU1M; + AC	5 PK 1255
				PS	UNTIL: 07.01; MTR-CODE: TU1M; UNTIL ORGA-NO.: 09023; - AC	5 PK 880
				PS	UNTIL: 10.02; MTR-CODE: TU1JP;TU1M; + AC	5 PK 1255
				CAM	FROM MTR-NO: 3762435; MTR-CODE: TU1JP	ZRK 1467
				CAM	MTR-CODE: TU1M	ZRK 1114
				CAM	UNTIL MTR-NO: 3762434; MTR-CODE: TU1JP	ZRK 1114
				CAM	FROM MTR-NO: 3762435	KT 1398
				CAM	MTR-CODE: TU1M	KT 1013
				CAM	UNTIL MTR-NO: 3762434; MTR-CODE: TU1JP	KT 1013
				CAM	FROM MTR-NO: 3762434; MTR-CODE: TU1JP	KT 1398 W2
				W-P; CAM	FROM MTR-NO: 3762434; MTR-CODE: TU1JP	KT 1398 W1
				W-P; CAM	MTR-CODE: TU1M; UNTIL ORGA-NO.: 08700	KT 1013 W1
				W-P; CAM	UNTIL MTR-NO: 3762433; MTR-CODE: TU1JP	KT 1013 W1

1.4 bivalent

1360 ccm	48 kW	KFW (TU3JP)	11.02 -	ALT	- AC	6 PK 1450
				ALT	FROM: 10.05; FROM ORGA-NO.: 10563; + AC	6 PK 1565
				ALT	UNTIL: 10.05; UNTIL ORGA-NO.: 10562; + AC	6 PK 1560
				CAM		ZRK 1457
				CAM		KT 1370
				W-P; CAM	MTR-CODE: TU3A	KT 1370 W1

1.4

1360 ccm	53 kW	KFW (TU3JP)	11.02 -	ALT	- AC	6 PK 1450
				ALT	UNTIL ORGA-NO.: 10562; + AC	6 PK 1560

1.4 i (MFKFX, MFKFW)

1360 ccm	55 kW	KFW (TU3JP);KFX (TU3JP)	07.96 -	ALT		AVX 10 x 715
				ALT	FROM: 10.05; MTR-CODE: TU32;TU3JP; FROM ORGA-NO.: 10563; + AC	6 PK 1565
				ALT	FROM: 10.05; MTR-CODE: TU3JP; FROM ORGA-NO.: 10563; + AC	6 PK 1565
				ALT	FROM: 11.96; MTR-CODE: TU3JP; - AC	6 PK 1450
				ALT	FROM: 11.96; UNTIL: 10.02; MTR-CODE: TU3JP; UNTIL ORGA-NO.: 10562; + AC	6 PK 1560
				ALT	MTR-CODE: TU32;TU3JP; - AC; - PS; + V-PUL; UNTIL: 2003	5 PK 715
				ALT	MTR-CODE: TU32;TU3JP; - AC; FROM: 2003	6 PK 1450
				ALT	MTR-CODE: TU32;TU3JP; + AC; UNTIL: 2003	4 PK 855
				ALT	MTR-CODE: TU32;TU3JP; + PS; - AC; UNTIL: 2003	4 PK 855
				ALT	UNTIL: 10.05; MTR-CODE: TU32;TU3JP; UNTIL ORGA-NO.: 10562; + AC; FROM: 2003	6 PK 1560
				PS	FROM: 07.01; MTR-CODE: TU32;TU3JP; FROM ORGA-NO.: 09024; - AC; UNTIL: 2003	5 PK 860
				PS	MTR-CODE: TU32;TU3JP; + AC; UNTIL: 2003	5 PK 1255
				PS	UNTIL: 07.01; MTR-CODE: TU32;TU3JP; UNTIL ORGA-NO.: 09023; - AC	5 PK 880
				CAM	FROM MTR-NO: 3666766	ZRK 1457
				CAM	UNTIL MTR-NO: 3666765	ZRK 1118
				CAM	FROM MTR-NO: 3666766	KT 1370
				CAM	UNTIL MTR-NO: 3666765	KT 1019
				W-P; CAM	FROM MTR-NO: 3666766	KT 1370 W1



CITROËN

BERLINGO (MF)

1.4 i (MFKFX, MFKFW)

1360 ccm	55 kW	KFW (TU3JP);KFX (TU3JP)	07.96 -	W-P; CAM	UNTIL MTR-NO: 3666765	KT 1019 W1
----------	-------	-------------------------	---------	----------	-----------------------	------------

1.4 i bivalent (MFKFW)

1360 ccm	55 kW	KFW (TU3JP)	04.03 -	CAM		ZRK 1457
				CAM		KT 1370
				W-P; CAM		KT 1370 W1

1.6 16V (MFNFU)

1587 ccm	80 kW	NFU (TU5JP4)	10.00 -	ALT	FROM: 07.01; UNTIL: 10.02; FROM ORGA-NO.: 09024; - AC	5 PK 860
				ALT	FROM: 10.05; FROM ORGA-NO.: 10563; + AC	6 PK 1565
				ALT	FROM: 11.02; - AC	6 PK 1450
				ALT	FROM: 11.02; UNTIL: 10.05; UNTIL ORGA-NO.: 10562; + AC	6 PK 1560
				ALT	UNTIL: 10.02; - PS	5 PK 805
				ALT	UNTIL: 10.02; + PS	4 PK 855
				PS	FROM: 09.01; UNTIL: 10.02; + AC	5 PK 1219
				PS	UNTIL: 07.01; UNTIL ORGA-NO.: 09023; - AC	5 PK 880
				PS	UNTIL: 09.01; OE-NO.: 5750R0; + AC	5 PK 1255
				CAM		ZRK 1537
				CAM	FROM MTR-NO: 1806405	KT 1332
				CAM	UNTIL MTR-NO: 1806404	KT 1330
				W-P; CAM	FROM ORGA-NO.: 1125478	KT 1332 W1
				W-P; CAM	UNTIL ORGA-NO.: 1125477	KT 1330 W1

1.6 16V (MFNFU)

1587 ccm	81 kW	NFU (TU5JP4)	11.02 -	ALT	- AC	6 PK 1450
				ALT	FROM: 02.05; FROM ORGA-NO.: 10311; + AC	6 PK 1565
				ALT	UNTIL: 01.05; UNTIL ORGA-NO.: 10310; + AC	6 PK 1560

1.8 i (MFLFX)

1761 ccm	66 kW	LFX (XU7JB)	05.97 -	VAC-P		AVX 10 x 650
				ALT	- AC	6 PK 1078
				ALT	+ AC	6 PK 1660
				CAM		ZRK 1128
				CAM		KT 1068
				W-P; CAM		KT 1068 W1

1.8 i 4WD (MFLFX)

1761 ccm	66 kW	LFX (XU7JB)	04.97 -	CAM		ZRK 1128
				CAM		KT 1068
				W-P; CAM		KT 1068 W1

1.6 HDI 75 (MF9HW)

1560 ccm	55 kW	9HW (DV6ETED);DV6B	07.05 -	ALT	+ AC	6 PK 1710
				ALT	FROM ORGA-NO.: 10571; - AC	6 PK 1352
				ALT	UNTIL: 10.05; UNTIL ORGA-NO.: 10570; - AC	6 PK 1345
				CAM		ZRK 1460
				CAM		KT 1390
				W-P; CAM		KT 1390 W1

1.6 HDI 90 (MF9HX)

1560 ccm	66 kW	9HX (DV6ATED4)	07.05 -	ALT	+ AC	6 PK 1710
				ALT	FROM ORGA-NO.: 10571; - AC	6 PK 1352
				ALT	UNTIL: 10.05; UNTIL ORGA-NO.: 10570; - AC	6 PK 1345
				CAM		ZRK 1460
				CAM		KT 1390
				W-P; CAM		KT 1390 W1

1.6 HDI 110

1560 ccm	80 kW	9HZ (DV6TED4)	08.05 -	ALT	+ AC	6 PK 1710
				ALT	FROM ORGA-NO.: 10571; - AC	6 PK 1352
				ALT	UNTIL: 10.05; UNTIL ORGA-NO.: 10570; - AC	6 PK 1345
				CAM		ZRK 1460
				CAM		KT 1390
				W-P; CAM		KT 1390 W1

1.8 D (MFA9A)

1769 ccm	43 kW	A9A (XUD7)	07.98 -	ALT	- AC; - PS	6 PK 730
				ALT	+ AC; - PS	6 PK 1165
				ALT	+ AC; + PS	6 PK 1740
				ALT	+ PS; - AC	6 PK 1115
				CAM		ZRK 1262
				CAM		KT 1040
				W-P; CAM		KT 1040 W1



CITROËN

BERLINGO (MF)

1.9 D (MFWJZ)

1868 ccm	51 kW	WJY (DW8B);WJZ (DW8)	07.98 -	VAC-P		AVX 10 x 650
				ALT	FROM: 10.99; UNTIL: 10.02; FROM ORGA-NO.: 8340; + PS; - AC	6 PK 1440
				ALT	FROM: 11.02; - AC	6 PK 1440
				ALT	FROM: 11.02; + AC	6 PK 1675
				ALT	UNTIL: 10.02; - AC; - PS	6 PK 865
				ALT	UNTIL: 10.02; + AC; - PS	6 PK 1038
				ALT	UNTIL: 10.02; + AC; + PS	6 PK 1695
				ALT	UNTIL: 10.02; + AC; + PS	6 PK 1751
				ALT	UNTIL: 10.99; UNTIL ORGA-NO.: 8399; + PS; - AC	6 PK 1390
				CAM		ZRK 1351
				CAM		KT 1433
				W-P; CAM		KT 1517 W1

1.9 D 4WD (MFWJZ)

1868 ccm	51 kW	WJY (DW8B);WJZ (DW8)	07.98 -	CAM		ZRK 1351
				CAM		KT 1433
				W-P; CAM		KT 1517 W1

1.9 D (MFDJY)

1905 ccm	50 kW	D9B (XUD9A/L);DJY (XUD9A)	07.96 -	VAC-P		AVX 10 x 650
				ALT	- AC; - PS	6 PK 730
				ALT	+ AC; - PS	6 PK 1165
				ALT	+ AC; + PS	6 PK 1740
				ALT	+ PS; - AC	6 PK 1115
				CAM		ZRK 1262
				CAM		KT 1040
				W-P; CAM		KT 1040 W1

2.0 HDI 90 (MFRHY)

1997 ccm	66 kW	RHY (DW10TD)	12.99 -	ALT	- AC	6 PK 1470
				ALT	FROM: 11.02; + AC	6 PK 1740
				ALT	UNTIL: 10.02; + AC	6 PK 1751
				CAM		ZRK 1352
				CAM	FROM ORGA-NO.: 08736	KT 1518
				CAM	UNTIL ORGA-NO.: 08735	KT 1327
				W-P; CAM	FROM ORGA-NO.: 08736	KT 1518 W1
				W-P; CAM	UNTIL ORGA-NO.: 08735	KT 1327 W1

2.0 HDi 4x4 (MFRHY)

1997 ccm	66 kW	RHY (DW10TD)	11.02 -	CAM		ZRK 1352
----------	-------	--------------	---------	-----	--	----------

1.4 GNC

1360 ccm	48 kW	KFW (TU3JP)	11.02 -	ALT	- AC	6 PK 1450
				ALT	FROM: 10.05; FROM ORGA-NO.: 10563; + AC	6 PK 1565
				ALT	UNTIL: 10.05; UNTIL ORGA-NO.: 10562; + AC	6 PK 1560

BERLINGO Kasten (M_)

1.1 i (MAHDZ, MBHDZ, MBHFX)

1124 ccm	44 kW	HDZ (TU1M);HFX (TU1JP)	07.96 -	ALT		AVX 10 x 715
				ALT	FROM: 07.01; MTR-CODE: TU1M; FROM ORGA-NO.: 09024; - AC	5 PK 860
				ALT	FROM: 07.01; UNTIL: 10.02; MTR-CODE: TU1JP;TU1M; FROM ORGA-NO.: 09024; - AC	5 PK 860
				ALT	FROM: 10.05; MTR-CODE: TU1JP;TU1M; FROM ORGA-NO.: 10563; + AC	6 PK 1565
				ALT	FROM: 11.02; MTR-CODE: TU1JP;TU1M; - AC	6 PK 1450
				ALT	FROM: 11.02; UNTIL: 10.05; MTR-CODE: TU1JP;TU1M; UNTIL ORGA-NO.: 10562; + AC	6 PK 1560
				ALT	MTR-CODE: TU1M; - AC; - PS; + V-PUL	5 PK 715
				ALT	MTR-CODE: TU1M; + AC	4 PK 855
				ALT	MTR-CODE: TU1M; + PS; - AC	4 PK 855
				ALT	UNTIL: 07.01; MTR-CODE: TU1JP;TU1M; UNTIL ORGA-NO.: 09023; - AC	5 PK 880
				ALT	UNTIL: 07.01; MTR-CODE: TU1M; UNTIL ORGA-NO.: 09023; - AC	5 PK 880
				ALT	UNTIL: 10.02; MTR-CODE: TU1JP;TU1M; - AC; - PS; + V-PUL	5 PK 715
				ALT	UNTIL: 10.02; MTR-CODE: TU1JP;TU1M; + AC	4 PK 855
				ALT	UNTIL: 10.02; MTR-CODE: TU1JP;TU1M; + PS; - AC	4 PK 855
				PS	MTR-CODE: TU1M; + AC	5 PK 1255
				PS	UNTIL: 10.02; MTR-CODE: TU1JP;TU1M; + AC	5 PK 1255



CITROËN

BERLINGO Kasten (M_)

1.1 i (MAHDZ, MBHDZ, MBHFX)

1124 ccm	44 kW	HDZ (TU1M);HFX (TU1JP)	07.96 -	CAM	FROM MTR-NO: 3762435; MTR-CODE: TU1JP	ZRK 1467
				CAM	MTR-CODE: TU1M	ZRK 1114
				CAM	UNTIL MTR-NO: 3762434; MTR-CODE: TU1JP	ZRK 1114
				CAM	FROM MTR-NO: 3762435	KT 1398
				CAM	MTR-CODE: TU1M	KT 1013
				CAM	UNTIL MTR-NO: 3762434; MTR-CODE: TU1JP	KT 1013
				CAM	FROM MTR-NO: 3762434	KT 1398 W2
				W-P; CAM	MTR-CODE: TU1M; UNTIL ORGA-NO.: 08700	KT 1013 W1
				W-P; CAM	UNTIL MTR-NO: 3762433; MTR-CODE: TU1JP	KT 1013 W1

1.4 bivalent

1360 ccm	48 kW	KFW (TU3JP)	11.02 -	ALT	- AC	6 PK 1450
				ALT	FROM: 10.05; FROM ORGA-NO.: 10563; + AC	6 PK 1565
				ALT	UNTIL: 10.05; UNTIL ORGA-NO.: 10562; + AC	6 PK 1560
				CAM		ZRK 1457
				CAM		KT 1370
				W-P; CAM	MTR-CODE: TU3A	KT 1370 W1

1.4 i (MBKFX, MBKFW)

1360 ccm	55 kW	KFW (TU3JP);KFX (TU3JP)	07.96 -	ALT		AVX 10 x 710
				ALT	- AC	6 PK 1450
				ALT	- AC; - PS; + V-PUL; UNTIL: 2003	5 PK 715
				ALT	- AC; FROM: 2003	6 PK 1450
				ALT	+ AC; UNTIL: 2003	4 PK 855
				ALT	+ PS; - AC; UNTIL: 2003	4 PK 855
				ALT	FROM: 10.05; FROM ORGA-NO.: 10563; + AC	6 PK 1565
				ALT	UNTIL: 10.02; UNTIL ORGA-NO.: 10562; + AC	6 PK 1560
				ALT	UNTIL: 10.05; UNTIL ORGA-NO.: 10562; + AC; FROM: 2003	6 PK 1560
				PS	+ AC; UNTIL: 2003	5 PK 1255
				PS	FROM: 07.01; FROM ORGA-NO.: 09024; - AC; UNTIL: 2003	5 PK 860
				PS	UNTIL: 07.01; UNTIL ORGA-NO.: 09023; - AC	5 PK 880
				CAM	FROM MTR-NO: 3666766	ZRK 1457
				CAM	UNTIL MTR-NO: 3666765	ZRK 1118
				CAM	FROM MTR-NO: 3666766	KT 1370
				CAM	UNTIL MTR-NO: 3666765	KT 1019
				W-P; CAM	FROM MTR-NO: 3666766	KT 1370 W1
				W-P; CAM	UNTIL MTR-NO: 3666765	KT 1019 W1

1.4 i bivalent (MBKFW)

1360 ccm	55 kW	KFW (TU3JP)	04.03 -	CAM		ZRK 1457
				CAM		KT 1370
				W-P; CAM		KT 1370 W1

1.6 16V (MBNFU)

1587 ccm	80 kW	NFU (TU5JP4)	10.00 -	ALT	- PS	5 PK 805
				ALT	+ PS	4 PK 855
				ALT	FROM: 10.05; FROM ORGA-NO.: 10563; + AC	6 PK 1565
				ALT	FROM: 11.02; - AC	6 PK 1450
				ALT	FROM: 11.02; UNTIL: 10.05; UNTIL ORGA-NO.: 10562; + AC	6 PK 1560
				PS	FROM: 07.01; FROM ORGA-NO.: 09024; - AC	5 PK 860
				PS	OE-NO.: 5750R0; + AC	5 PK 1255
				PS	UNTIL: 07.01; UNTIL ORGA-NO.: 09023; - AC	5 PK 880
				CAM		ZRK 1537
				CAM	FROM MTR-NO: 1806405	KT 1332
				CAM	UNTIL MTR-NO: 1806404	KT 1330
				W-P; CAM	FROM ORGA-NO.: 1125478	KT 1332 W1
				W-P; CAM	UNTIL ORGA-NO.: 1125477	KT 1330 W1

1.8 i

1761 ccm	66 kW	LFX (XU7JB)	08.99 -	ALT	- AC	6 PK 1078
				ALT	+ AC	6 PK 1660
				CAM		ZRK 1128
				CAM		KT 1068
				W-P; CAM		KT 1068 W1

1.6 HDI 75 (MB9HW)

1560 ccm	55 kW	9HW (DV6ETED);DV6B	07.05 -	ALT	+ AC	6 PK 1710
				ALT	FROM ORGA-NO.: 10571; - AC	6 PK 1352
				ALT	UNTIL: 10.05; UNTIL ORGA-NO.: 10570; - AC	6 PK 1345
				CAM		ZRK 1460



CITROËN

BERLINGO Kasten (M_)

1.6 HDI 75 (MB9HW)

1560 ccm	55 kW	9HW (DV6ETED);DV6B	07.05 -	CAM		KT 1390
				W-P; CAM		KT 1390 W1

1.6 HDI 90 (MB9HX, MC9HX)

1560 ccm	66 kW	9HX (DV6ATED4)	07.05 -	ALT	+ AC	6 PK 1710
				ALT	FROM ORGA-NO.: 10571; - AC	6 PK 1352
				ALT	UNTIL: 10.05; UNTIL ORGA-NO.: 10570; - AC	6 PK 1345
				CAM		ZRK 1460
				CAM		KT 1390
				W-P; CAM		KT 1390 W1

1.8 D (MBA9A, MCA9A)

1769 ccm	43 kW	A9A (XUD7)	07.96 -	VAC-P		AVX 10 x 650
				ALT	- AC; - PS	6 PK 730
				ALT	+ AC; - PS	6 PK 1165
				ALT	+ AC; + PS	6 PK 1740
				ALT	+ PS; - AC	6 PK 1115
				CAM		ZRK 1262
				CAM		KT 1040
				W-P; CAM		KT 1040 W1

1.9 D 70 (MBWJZ, MCWJZ)

1868 ccm	51 kW	WJY (DW8B);WJZ (DW8)	04.99 -	ALT	FROM: 10.99; UNTIL: 10.02; FROM ORGA-NO.: 8340; + PS; - AC	6 PK 1440
				ALT	FROM: 11.02; - AC	6 PK 1440
				ALT	FROM: 11.02; + AC	6 PK 1675
				ALT	UNTIL: 10.02; - AC; - PS	6 PK 865
				ALT	UNTIL: 10.02; + AC; - PS	6 PK 1038
				ALT	UNTIL: 10.02; + AC; + PS	6 PK 1695
				ALT	UNTIL: 10.02; + AC; + PS	6 PK 1751
				ALT	UNTIL: 10.99; UNTIL ORGA-NO.: 8399; + PS; - AC	6 PK 1390
				CAM		ZRK 1351
				CAM		KT 1433
				W-P; CAM		KT 1517 W1

1.9 D 70 4WD (MBWJZ, MCWJZ)

1868 ccm	51 kW	WJY (DW8B);WJZ (DW8)	07.98 -	ALT	FROM: 10.99; UNTIL: 10.02; FROM ORGA-NO.: 8340; + PS; - AC	6 PK 1440
				ALT	FROM: 11.02; - AC	6 PK 1440
				ALT	FROM: 11.02; + AC	6 PK 1675
				ALT	UNTIL: 10.02; - AC; - PS	6 PK 865
				ALT	UNTIL: 10.02; + AC; - PS	6 PK 1038
				ALT	UNTIL: 10.02; + AC; + PS	6 PK 1695
				ALT	UNTIL: 10.02; + AC; + PS	6 PK 1751
				ALT	UNTIL: 10.99; UNTIL ORGA-NO.: 8399; + PS; - AC	6 PK 1390
				CAM		ZRK 1351
				CAM		KT 1433

1.9 D (MBDJY)

1905 ccm	51 kW	DJY (XUD9A)	07.96 -	VAC-P		AVX 10 x 650
				ALT	- AC; - PS	6 PK 730
				ALT	+ AC; - PS	6 PK 1165
				ALT	+ AC; + PS	6 PK 1740
				ALT	+ PS; - AC	6 PK 1115
				CAM		ZRK 1262
				CAM		KT 1040
				W-P; CAM		KT 1040 W1

2.0 HDI 90 (MBRHY, MCRHY)

1997 ccm	66 kW	RHY (DW10TD)	12.99 -	ALT	- AC	6 PK 1470
				ALT	FROM: 11.02; + AC	6 PK 1740
				ALT	UNTIL: 10.02; + AC	6 PK 1751
				CAM		ZRK 1352
				CAM	FROM ORGA-NO.: 08736	KT 1518
				CAM	UNTIL ORGA-NO.: 08735	KT 1327
				W-P; CAM	FROM ORGA-NO.: 08736	KT 1518 W1
				W-P; CAM	UNTIL ORGA-NO.: 08735	KT 1327 W1

2.0 HDI 90 4WD (MBRHY, MCRHY)

1997 ccm	66 kW	RHY (DW10TD)	11.00 -	ALT	- AC	6 PK 1470
				ALT	FROM: 11.02; + AC	6 PK 1740
				ALT	UNTIL: 10.02; + AC	6 PK 1751
				CAM		ZRK 1352



CITROËN

BERLINGO Kasten (M_)

2.0 HDI 90 4WD (MBRHY, MCRHY)

1997 ccm	66 kW	RHY (DW10TD)	11.00 -	CAM	FROM ORGA-NO.: 08736	KT 1518
				CAM	UNTIL ORGA-NO.: 08735	KT 1327
				CAM		KT 1534 W1
				W-P; CAM	FROM ORGA-NO.: 08736	KT 1518 W1
				W-P; CAM	UNTIL ORGA-NO.: 08735	KT 1327 W1

BERLINGO

1.6

1587 ccm	66 kW	NFR (TU5JP4B)	04.08 -	ALT	- AC	6 PK 1205
				ALT	+ AC	6 PK 1700
				CAM		ZRK 1537
				CAM		KT 1332
				W-P; CAM		KT 1332 W1

1.6

1587 ccm	80 kW	NFU (TU5JP4)	04.08 -	ALT	- AC	6 PK 1205
				ALT	+ AC	6 PK 1700
				CAM		ZRK 1537
				CAM		KT 1332
				W-P; CAM		KT 1332 W1

1.6 VTi 120

1598 ccm	88 kW	5FS (EP6C)	11.09 -	ALT	- AC	6 PK 1205
				ALT	+ AC	6 PK 1700

1.6 HDi 75

1560 ccm	55 kW	9HT (DV6BTED4);9HW (DV6ETED)	04.08 -	CAM		ZRK 1460
				CAM		KT 1390
				W-P; CAM		KT 1390 W1

1.6 HDi 90

1560 ccm	66 kW	9HX (DV6ATED4)	04.08 -	ALT	- AC	6 PK 1352
				ALT	+ AC	6 PK 1710
				CAM		ZRK 1460
				CAM		KT 1390
				W-P; CAM		KT 1390 W1

1.6 HDi 110

1560 ccm	80 kW	9HZ (DV6TED4)	04.08 -	ALT	- AC	6 PK 800
				ALT	+ AC	6 PK 975
				CAM		ZRK 1460
				CAM		KT 1390
				W-P; CAM		KT 1390 W1

BERLINGO Kasten

1.6

1587 ccm	66 kW	NFR (TU5JP4B)	04.08 -	ALT	- AC	6 PK 1205
				ALT	+ AC	6 PK 1700
				CAM		ZRK 1537
				CAM		KT 1332
				W-P; CAM		KT 1332 W1

1.6

1587 ccm	80 kW	NFU (TU5JP4)	04.08 -	ALT	- AC	6 PK 1205
				ALT	+ AC	6 PK 1700
				CAM		ZRK 1537
				CAM		KT 1332
				W-P; CAM		KT 1332 W1

1.6 HDi 75

1560 ccm	55 kW	9HT (DV6BUTED4);9HW (DV6ETED)	04.08 -	ALT	- AC	6 PK 1352
				ALT	+ AC	6 PK 1710
				CAM		ZRK 1460
				CAM		KT 1390
				W-P; CAM		KT 1390 W1

1.6 HDi 90

1560 ccm	66 kW	9HX (DV6ATED4)	04.08 -	ALT	- AC	6 PK 1352
				ALT	+ AC	6 PK 1710
				CAM		ZRK 1460
				CAM		KT 1390
				W-P; CAM		KT 1390 W1



CITROËN

BERLINGO Kasten

1.6 HDi 110

1560 ccm	80 kW	9HZ (DV6TED4)	04.08 -	ALT ALT CAM CAM W-P; CAM	- AC + AC	6 PK 800 6 PK 975 ZRK 1460 KT 1390 KT 1390 W1
----------	-------	---------------	---------	--------------------------------------	--------------	---

C-CROSSER (EP_)

2.2 HDi

2179 ccm	115 kW	4HN (DW12MTED4)	02.07 -	ALT CAM	FROM: 09.07	6 PK 1748 ZRK 1575
----------	--------	-----------------	---------	------------	-------------	-----------------------

C-CROSSER ENTERPRISE

2.2 HDi

2179 ccm	115 kW	4HN (DW12MTED4)	01.09 -	ALT		6 PK 1748
----------	--------	-----------------	---------	-----	--	-----------

C15 (VD-_)

1.0

954 ccm	33 kW	TU9;XV8	10.84 - 12.97	CAM W-P; CAM	FROM: 05.88 FROM: 05.88; FROM ORGA-NO.: 4196	KT 1013 KT 1013 W1
---------	-------	---------	---------------	-----------------	---	-----------------------

1.1

1124 ccm	35 kW	109K;E1A	10.84 - 12.96	ALT ALT ALT CAM CAM W-P; CAM	FROM ORGA-NO.: 4196 FROM: 05.88; FROM ORGA-NO.: 4196 UNTIL ORGA-NO.: 4195 FROM: 05.88; FROM ORGA-NO.: 4196 FROM: 05.88 FROM: 05.88; FROM ORGA-NO.: 4196	AVX 10 x 710 AVX 10 x 715 AVX 10 x 913 ZRK 1114 KT 1013 KT 1013 W1
----------	-------	----------	---------------	---	--	---

1.1 i

1124 ccm	44 kW	HDZ (TU1M)	07.88 - 12.96	ALT ALT ALT CAM CAM W-P; CAM	FROM ORGA-NO.: 4196 UNTIL ORGA-NO.: 4195 FROM ORGA-NO.: 4196	AVX 10 x 715 AVX 10 x 710 AVX 10 x 913 ZRK 1114 KT 1013 KT 1013 W1
----------	-------	------------	---------------	---	--	---

1.4 E

1360 ccm	40 kW	K3A	07.87 - 12.96	CAM CAM	FROM: 01.92 FROM: 05.88; UNTIL: 12.91	KT 1063 KT 1019
----------	-------	-----	---------------	------------	--	--------------------

1.4 E

1360 ccm	44 kW	150D (XY7)	05.87 - 12.96	ALT ALT ALT CAM CAM W-P; CAM	FROM ORGA-NO.: 4196 FROM: 05.88; FROM ORGA-NO.: 4196 UNTIL ORGA-NO.: 4195 FROM ORGA-NO.: 04196 FROM ORGA-NO.: 04196 FROM ORGA-NO.: 4196	AVX 10 x 710 AVX 10 x 715 AVX 10 x 913 ZRK 1118 KT 1019 KT 1019 W1
----------	-------	------------	---------------	---	--	---

1.4

1360 ccm	49 kW	K1H (TU3A)	07.87 - 12.96	ALT ALT ALT CAM CAM W-P; CAM	FROM ORGA-NO.: 4196 FROM: 05.88; FROM ORGA-NO.: 4196 UNTIL ORGA-NO.: 4195 FROM ORGA-NO.: 04196 FROM ORGA-NO.: 04196 FROM ORGA-NO.: 04196	AVX 10 x 710 AVX 10 x 715 AVX 10 x 913 ZRK 1118 KT 1019 KT 1019 W1
----------	-------	------------	---------------	---	---	---

1.4 i

1360 ccm	55 kW	KDY (TU3FM);KDY (TU3M)	05.91 - 12.96	ALT ALT ALT CAM CAM CAM CAM W-P; CAM	FROM ORGA-NO.: 4196 UNTIL ORGA-NO.: 4195 MTR-CODE: TU3FM; FROM ORGA-NO.: 04196 MTR-CODE: TU3M; FROM ORGA-NO.: 04196 MTR-CODE: TU3FM; FROM ORGA-NO.: 04196 MTR-CODE: TU3M; FROM ORGA-NO.: 04196 MTR-CODE: TU3M; FROM ORGA-NO.: 04196	AVX 10 x 715 AVX 10 x 710 AVX 10 x 913 ZRK 1110 ZRK 1118 KT 1063 KT 1019 KT 1019 W1
----------	-------	------------------------	---------------	---	---	--

1.8 D

1769 ccm	44 kW	161A (XUD7)	07.86 - 12.00	VAC-P ALT ALT CAM CAM CAM	MTR-CODE: 161A;162A;XUD7 MTR-CODE: XUD7; MOD: C15Champ FROM: 03.94 UNTIL: 12.93; UNTIL ORGA-NO.: 6264	AVX 10 x 650 4 PK 698 4 PK 698 ZRK 1262 KT 1040 KT 1479
----------	-------	-------------	---------------	--	--	--



CITROËN

C15 (VD-_)

1.9 D						
1868 ccm	44 kW	WJX (DW8B)	12.00 - 12.05	ALT	MTR-CODE: DW8B	6 PK 745
				ALT	MTR-CODE: DW8B; MOD: C15Champ	6 PK 745
				CAM	MTR-CODE: DW8B	ZRK 1351
				CAM	MTR-CODE: DW8B; UNTIL ORGA-NO.: 10461	KT 1433
				W-P; CAM		KT 1517 W1

C1 (PM_, PN_)

1.0						
998 ccm	50 kW	1KR-FE	06.05 -	ALT	- AC	6 PK 850
				ALT	+ AC	6 PK 1210
1.4 HDi						
1398 ccm	40 kW	DV4D	06.05 -	ALT	- AC	6 PK 800
				ALT	+ AC	6 PK 962
				CAM	OE-NO.: 0816E7	ZRK 1441
				CAM		KT 1328
				W-P; CAM		KT 1328 W4

C2 (JM_)

1.1						
1124 ccm	44 kW	HFX (TU1JP)	09.03 -	ALT	- AC	6 PK 730
				ALT	FROM ORGA-NO.: 09885; + AC	6 PK 1055
				ALT	UNTIL: 12.03; UNTIL ORGA-NO.: 09884; + AC	6 PK 1125
				CAM	MTR-CODE: TU1A;TU1JP	ZRK 1467
				CAM	MTR-CODE: TU1A;TU1JP	KT 1398
				CAM		KT 1398 W2
				W-P; CAM		KT 1398 W1
1.4						
1360 ccm	54 kW	KFV (TU3JP)	09.03 -	ALT	FROM: 11.07; - AC	6 PK 730
				ALT	FROM: 11.07; + AC	6 PK 1055
				CAM		ZRK 1457
				CAM		KT 1370
				W-P; CAM		KT 1370 W1
1.4						
1360 ccm	55 kW	KFV (TU3JP)	10.06 -	ALT	- AC	6 PK 730
				ALT	FROM ORGA-NO.: 09885; + AC	6 PK 1055
				CAM		ZRK 1457
				CAM		KT 1370
1.4 16V						
1360 ccm	65 kW	KFU (ET3J4)	06.06 -	CAM	MTR-CODE: ET3J4	ZRK 1705
				CAM	MTR-CODE: ET3J4	KT 1521
1.6						
1587 ccm	80 kW	NFU (TU5JP4)	09.03 -	ALT	- AC	6 PK 730
				ALT	FROM ORGA-NO.: 09885; + AC	6 PK 1055
				ALT	UNTIL: 12.03; UNTIL ORGA-NO.: 09884; + AC	6 PK 1125
				CAM		ZRK 1537
				CAM		KT 1332
				W-P; CAM		KT 1332 W1
1.6 VTS						
1587 ccm	90 kW	NFS (TU5JP4S)	01.05 -	ALT		6 PK 1055
				CAM		ZRK 1537
				CAM		KT 1332
				W-P; CAM		KT 1332 W1
1.4 HDi						
1398 ccm	50 kW	8HX (DV4TD)	09.03 -	ALT	FROM ORGA-NO.: 10539; UNTIL ORGA-NO.: 11073; - AC	6 EPK 780
				ALT	FROM ORGA-NO.: 10539; UNTIL ORGA-NO.: 11073; + AC	6 EPK 1090
				ALT	FROM: 03.07; FROM ORGA-NO.: 11073; - AC	6 PK 800
				ALT	FROM: 03.07; FROM ORGA-NO.: 11073; + AC	6 PK 975
				ALT	UNTIL: 05.05; UNTIL ORGA-NO.: 10426; - AC	6 PK 800
				ALT	UNTIL: 09.05; UNTIL ORGA-NO.: 10535; + AC	6 PK 975
				CAM		ZRK 1441
				CAM		KT 1328
				W-P; CAM	UNTIL ORGA-NO.: 10160	KT 1328 W4
1.6 HDi						
1560 ccm	80 kW	9HZ (DV6TED4)	09.05 -	ALT	FROM: 04.07; - AC	6 PK 800
				ALT	FROM: 04.07; + AC	6 PK 975



CITROËN

C2 (JM_)

1.6 HDi

1560 ccm	80 kW	9HZ (DV6TED4)	09.05 -	CAM CAM W-P; CAM		ZRK 1460 KT 1390 KT 1390 W1
----------	-------	---------------	---------	------------------------	--	-----------------------------------

C2 ENTERPRISE

1.4 HDi

1398 ccm	50 kW	8HX (DV4TD)	04.09 -	ALT ALT	FROM ORGA-NO.: 11073; - AC FROM ORGA-NO.: 11073; + AC	6 PK 800 6 PK 975
----------	-------	-------------	---------	------------	--	----------------------

C3 (FC_)

1.1 i

1124 ccm	44 kW	HFX (TU1JP)	02.02 -	ALT ALT ALT ALT ALT CAM CAM CAM W-P; CAM	FROM: 02.08; MTR-CODE: TU1A; - AC FROM: 02.08; MTR-CODE: TU1A; + AC FROM: 12.03; MTR-CODE: TU1A; TU1JP; + AC MTR-CODE: TU1A; TU1JP; - AC UNTIL: 12.03; MTR-CODE: TU1A; TU1JP; + AC	6 PK 730 6 PK 1055 6 PK 1055 6 PK 730 6 PK 1125 ZRK 1467 KT 1398 KT 1398 W2 KT 1398 W1
----------	-------	-------------	---------	--	--	--

1.4 i

1360 ccm	54 kW	KFV (TU3JP)	02.02 -	ALT ALT ALT ALT CAM CAM W-P; CAM	- AC FROM: 03.09; - AC FROM: 12.03; + AC UNTIL: 12.03; + AC	6 PK 730 6 PK 730 6 PK 1055 6 PK 1125 ZRK 1457 KT 1370 KT 1370 W1
----------	-------	-------------	---------	--	--	---

1.4 i Bivalent

1360 ccm	54 kW	KFV (TU3JP)	02.02 -	ALT ALT ALT CAM CAM W-P; CAM	- AC FROM: 12.03; + AC UNTIL: 12.03; + AC	6 PK 730 6 PK 1055 6 PK 1125 ZRK 1457 KT 1370 KT 1370 W1
----------	-------	-------------	---------	---	---	---

1.4 16V

1360 ccm	65 kW	KFU (ET3J4)	12.03 -	ALT ALT CAM CAM	- AC + AC	6 PK 730 6 PK 1055 ZRK 1705 KT 1521
----------	-------	-------------	---------	--------------------------	--------------	--

1.6 16V

1587 ccm	80 kW	NFU (TU5JP4)	02.02 -	ALT ALT ALT CAM CAM CAM W-P; CAM W-P; CAM	- AC FROM: 12.03; + AC UNTIL: 12.03; + AC FROM MTR-NO: 1806405 UNTIL MTR-NO: 1806404 FROM MTR-NO: 1806405 UNTIL MTR-NO: 1806404	6 PK 730 6 PK 1055 6 PK 1125 ZRK 1537 KT 1332 KT 1330 KT 1332 W1 KT 1330 W1
----------	-------	--------------	---------	--	---	--

1.4 HDi

1398 ccm	50 kW	8HX (DV4TD)	02.02 -	ALT ALT ALT ALT ALT CAM CAM W-P; CAM	FROM ORGA-NO.: 10678; - AC FROM ORGA-NO.: 10678; + AC FROM: 03.07; FROM ORGA-NO.: 11074; - AC FROM: 03.07; FROM ORGA-NO.: 11074; + AC UNTIL: 10.05; UNTIL ORGA-NO.: 10555; - AC UNTIL: 10.05; UNTIL ORGA-NO.: 10555; + AC	6 EPK 780 6 EPK 1090 6 PK 800 6 PK 975 6 PK 800 6 PK 975 ZRK 1441 KT 1328 KT 1328 W4
----------	-------	-------------	---------	---	--	--

1.4 HDi

1398 ccm	55 kW		05.05 -	ALT ALT ALT ALT	FROM: 03.07; FROM ORGA-NO.: 11074; - AC FROM: 03.07; FROM ORGA-NO.: 11074; + AC UNTIL: 10.05; UNTIL ORGA-NO.: 10555; - AC UNTIL: 10.05; UNTIL ORGA-NO.: 10555; + AC	6 PK 800 6 PK 975 6 PK 800 6 PK 975
----------	-------	--	---------	--------------------------	--	--

1.4 16V HDi

1398 ccm	66 kW	8HY (DV4TED4)	02.02 -	ALT ALT	FROM: 03.07; FROM ORGA-NO.: 11074; - AC FROM: 03.07; UNTIL ORGA-NO.: 11074; + AC	6 PK 800 6 PK 975
----------	-------	---------------	---------	------------	---	----------------------



CITROËN

C3 (FC_)

1.4 16V HDi

1398 ccm	66 kW	8HY (DV4TED4)	02.02 -	ALT	UNTIL: 10.05; UNTIL ORGA-NO.: 10555; - AC	6 PK 800
				ALT	UNTIL: 10.05; UNTIL ORGA-NO.: 10555; + AC	6 PK 975
				CAM		ZRK 1453
				CAM		KT 1352
				W-P; CAM		KT 1352 W1

1.6 16V HDi

1560 ccm	66 kW	9HX (DV6ATED4)	10.05 -	ALT	FROM ORGA-NO.: 10678; - AC	6 EPK 780
				ALT	FROM ORGA-NO.: 10678; + AC	6 EPK 1090
				ALT	FROM: 03.07; FROM ORGA-NO.: 11074; - AC	6 PK 800
				ALT	FROM: 03.07; FROM ORGA-NO.: 11074; + AC	6 PK 975
				CAM		ZRK 1460
				CAM		KT 1390
				W-P; CAM		KT 1390 W1

1.6 16V HDi

1560 ccm	80 kW	9HZ (DV6TED4)	09.05 -	ALT	FROM ORGA-NO.: 10678; - AC	6 EPK 780
				ALT	FROM ORGA-NO.: 10678; + AC	6 EPK 1090
				ALT	FROM: 03.07; FROM ORGA-NO.: 11074; - AC	6 PK 800
				ALT	FROM: 03.07; FROM ORGA-NO.: 11074; + AC	6 PK 975
				ALT	UNTIL: 10.05; UNTIL ORGA-NO.: 10555; - AC	6 PK 800
				ALT	UNTIL: 10.05; UNTIL ORGA-NO.: 10555; + AC	6 PK 975
				CAM		ZRK 1460
				CAM		KT 1390
				W-P; CAM		KT 1390 W1

C3 Pluriel (HB_)

1.4

1360 ccm	54 kW	KFV (TU3JP)	05.03 -	ALT	- AC	6 PK 730
				ALT	+ AC	6 PK 1125
				ALT	MTR-CODE: TU3A; + AC	6 PK 1055
				CAM		ZRK 1457
				CAM		KT 1370
				W-P; CAM		KT 1370 W1

1.4 Hybrid

1360 ccm	54 kW	KFV (TU3JP)	05.05 -	ALT	- AC	6 PK 730
				ALT	+ AC	6 PK 1125
				ALT	MTR-CODE: TU3A; + AC	6 PK 1055
				CAM		ZRK 1457
				CAM		KT 1370

1.6

1587 ccm	80 kW	NFU (TU5JP4)	05.03 -	ALT	- AC	6 PK 730
				ALT	+ AC	6 PK 1125
				CAM		ZRK 1537
				CAM	FROM MTR-NO: 1806405	KT 1332
				CAM	UNTIL MTR-NO: 1806404	KT 1330
				W-P; CAM		KT 1332 W1

1.4 HDi

1398 ccm	50 kW	8HX (DV4TD)	04.04 -	ALT	FROM ORGA-NO.: 10678; - AC	6 EPK 780
				ALT	FROM ORGA-NO.: 10678; + AC	6 EPK 1090
				ALT	FROM: 03.07; FROM ORGA-NO.: 11074; - AC	6 PK 800
				ALT	FROM: 03.07; FROM ORGA-NO.: 11074; + AC	6 PK 975
				ALT	UNTIL: 10.05; UNTIL ORGA-NO.: 10555; - AC	6 PK 800
				ALT	UNTIL: 10.05; UNTIL ORGA-NO.: 10555; + AC	6 PK 975
				CAM		ZRK 1441
				CAM		KT 1328
				W-P; CAM		KT 1328 W4

C3 Picasso

1.4 VTi 95

1397 ccm	70 kW	8FP (EP3);8FS (EP3)	02.09 -	ALT	+ AC	6 PK 906
----------	-------	---------------------	---------	-----	------	----------

1.6 VTi 120

1598 ccm	88 kW	5FS (EP6C);5FW (EP6)	02.09 -	ALT	+ AC	6 PK 906
----------	-------	----------------------	---------	-----	------	----------

1.6 HDi

1560 ccm	66 kW	9HX (DV6ATED4)	02.09 -	ALT	- AC	6 PK 800
				ALT	+ AC	6 PK 975
				W-P; CAM		KT 1390 W1



CITROËN

C3 Picasso

1.6 HDi

1560 ccm	80 kW	9HZ (DV6TED4)	02.09 -	ALT	- AC	6 PK 800
				ALT	+ AC	6 PK 975
				CAM		ZRK 1460
				CAM		KT 1390
				W-P; CAM		KT 1390 W1

C3 II

1.1

1124 ccm	44 kW	HFX (TU1JP)	11.09 -	ALT	- AC	6 PK 730
				ALT	+ AC	6 PK 1055
				CAM	MTR-CODE: TU1A	KT 1398 W2
				W-P; CAM	MTR-CODE: TU1A	KT 1398 W1

1.4

1360 ccm	54 kW	KFT (TU3A)	11.09 -	ALT	- AC	6 PK 730
				ALT	+ AC	6 PK 1055
				W-P; CAM	MTR-CODE: TU3A	KT 1370 W1

1.4 VTi 95

1397 ccm	70 kW	8FP (EP3)	11.09 -	ALT	+ AC	6 PK 906
----------	-------	-----------	---------	-----	------	----------

1.6 VTi 120

1598 ccm	88 kW	5FS (EP6C)	11.09 -	ALT	+ AC	6 PK 906
----------	-------	------------	---------	-----	------	----------

1.4 HDi 70

1398 ccm	50 kW	8HR (DV4C);8HZ (DV4TD)	11.09 -	ALT	FROM: 06.10; - AC	6 PK 800
				ALT	FROM: 06.10; + AC	6 PK 975
				W-P; CAM	MTR-CODE: 8HZ	KT 1328 W4

1.6 HDi 90

1560 ccm	66 kW	9HX (DV6ATED4)	11.09 -	ALT	FROM: 06.10; - AC	6 PK 800
				ALT	FROM: 06.10; + AC	6 PK 975
				W-P; CAM		KT 1390 W1

1.6 HDi

1560 ccm	68 kW	9HP (DV6DTED)	11.09 -	ALT	FROM: 06.10; - AC	6 PK 800
				ALT	FROM: 06.10; + AC	6 PK 975

1.6 HDi 110

1560 ccm	82 kW	9HR (DV6C)	11.09 -	ALT	FROM: 06.10; - AC	6 PK 800
				ALT	FROM: 06.10; + AC	6 PK 975

C4 (LC_)

1.4 16V

1360 ccm	65 kW	KFU (ET3J4)	11.04 -	ALT	- AC	6 PK 730
				ALT	AMP: 120; + AC	6 PK 1070
				ALT	AMP: 80; + AC	6 PK 1055
				CAM		ZRK 1705
				CAM		KT 1521

1.6 16V

1587 ccm	80 kW	NFU (TU5JP4)	11.04 -	ALT	- AC	6 PK 730
				ALT	AMP: 120; + AC	6 PK 1070
				ALT	AMP: 80; + AC	6 PK 1055
				CAM		ZRK 1537
				CAM		KT 1332
				W-P; CAM		KT 1332 W1

1.6 16V Bio-Flex

1587 ccm	80 kW	NFU (TU5JP4)	09.07 -	ALT	- AC	6 PK 730
				ALT	AMP: 120; + AC	6 PK 1070
				ALT	AMP: 80; + AC	6 PK 1055
				CAM		ZRK 1537
				CAM		KT 1332
				W-P; CAM		KT 1332 W1

1.6 VTi 120

1598 ccm	88 kW	5FW (EP6)	07.08 -	ALT	+ AC	6 PK 906
----------	-------	-----------	---------	-----	------	----------

1.6 THP 140

1598 ccm	103 kW	5FT (EP6DT)	07.08 -	ALT	+ AC	6 PK 906
----------	--------	-------------	---------	-----	------	----------

1.6 THP 150

1598 ccm	110 kW	5FX (EP6DT)	07.08 -	ALT	+ AC	6 PK 906
----------	--------	-------------	---------	-----	------	----------

2.0 16V

1997 ccm	100 kW	RFN (EW10J4)	11.04 -	ALT		6 PK 1710
				CAM		ZRK 1149
				CAM		KT 1244



CITROËN

C4 (LC_)

2.0 16V							
1997 ccm	100 kW	RFN (EW10J4)	11.04 -	W-P; CAM	OPT		KT 1244 W3
2.0 16V							
1997 ccm	103 kW	RFJ (EW10A)	11.04 -	ALT CAM CAM W-P; CAM	MTR-CODE: EW10A		6 PK 1000 ZRK 1588 KT 1504 KT 1504 W1
2.0 16V							
1997 ccm	130 kW	RFK (EW10J4S)	11.04 -	ALT CAM CAM W-P; CAM	MTR-CODE: EW10J4S		6 PK 1710 ZRK 1588 KT 1485 KT 1244 W3
1.6 HDi							
1560 ccm	66 kW	9HX (DV6ATED4)	11.04 -	ALT	FROM: 03.07; FROM ORGA-NO.: 11074; - AC		6 PK 800
				ALT	FROM: 03.07; FROM ORGA-NO.: 11074; + AC		6 PK 975
				ALT	FROM: 10.05; UNTIL: 02.07; FROM ORGA-NO.: 10556; UNTIL ORGA-NO.: 11073		6 EPK 1090
				ALT	FROM: 10.05; UNTIL: 02.07; FROM ORGA-NO.: 10556; UNTIL ORGA-NO.: 11073; - AC		6 EPK 780
				ALT	UNTIL: 10.05; UNTIL ORGA-NO.: 10555; - AC		6 PK 800
				ALT	UNTIL: 10.05; UNTIL ORGA-NO.: 10555; + AC		6 PK 975
				CAM			ZRK 1460
				CAM			KT 1390
				W-P; CAM			KT 1390 W1
1.6 HDi							
1560 ccm	80 kW	9HY (DV6TED4);9HZ (DV6TED4)	11.04 -	ALT	FROM: 03.07; FROM ORGA-NO.: 11074; - AC		6 PK 800
				ALT	FROM: 03.07; FROM ORGA-NO.: 11074; + AC		6 PK 975
				ALT	FROM: 10.05; UNTIL: 02.07; FROM ORGA-NO.: 10556; UNTIL ORGA-NO.: 11073		6 EPK 1090
				ALT	FROM: 10.05; UNTIL: 02.07; FROM ORGA-NO.: 10556; UNTIL ORGA-NO.: 11073; - AC		6 EPK 780
				ALT	UNTIL: 10.05; UNTIL ORGA-NO.: 10555; - AC		6 PK 800
				ALT	UNTIL: 10.05; UNTIL ORGA-NO.: 10555; + AC		6 PK 975
				CAM			ZRK 1460
				CAM			KT 1390
				W-P; CAM			KT 1390 W1
2.0 HDi							
1997 ccm	100 kW	RHR (DW10BTED4)	11.04 -	ALT CAM CAM W-P; CAM			6 PK 1215 ZRK 1452 KT 1428 KT 1428 W1
2.0 HDi							
1997 ccm	103 kW	RHF (DW10BTED4)	07.08 -	ALT CAM CAM	MTR-CODE: DW10CTED4 MTR-CODE: DW10CTED4		6 PK 1215 ZRK 1592 KT 1500
C4 Stufenheck							
1.6 16V							
1587 ccm	80 kW	NFU (TU5JP4)	07.06 -	ALT	FROM: 04.07; - AC		6 PK 730
				ALT	FROM: 04.07; AMP: 120; + AC		6 PK 1070
				ALT	FROM: 04.07; AMP: 80; + AC		6 PK 1055
				W-P; CAM			KT 1332 W1
2.0 16V							
1997 ccm	103 kW	RFJ (EW10A)	07.06 -	W-P; CAM			KT 1504 W1
1.6 HDi							
1560 ccm	80 kW	9HY (DV6TED4);9HZ (DV6TED4)	07.06 -	ALT	FROM: 03.07; FROM ORGA-NO.: 11074; - AC		6 PK 800
				ALT	FROM: 03.07; FROM ORGA-NO.: 11074; + AC		6 PK 975
				W-P; CAM			KT 1390 W1
C4 Coupe (LA_)							
1.4 16V							
1360 ccm	65 kW	KFU (ET3J4)	11.04 -	ALT	- AC		6 PK 730
				ALT	AMP: 120; + AC		6 PK 1070
				ALT	AMP: 80; + AC		6 PK 1055
				CAM			ZRK 1705
				CAM			KT 1521
1.6 16V							
1587 ccm	80 kW	NFU (TU5JP4)	11.04 -	ALT	- AC		6 PK 730



CITROËN

C4 Coupe (LA_)

1.6 16V

1587 ccm	80 kW	NFU (TU5JP4)	11.04 -	ALT	AMP: 120; + AC	6 PK 1070
				ALT	AMP: 80; + AC	6 PK 1055
				CAM		ZRK 1537
				CAM		KT 1332
				W-P; CAM		KT 1332 W1

1.6 VTi 120

1598 ccm	88 kW	5FW (EP6)	07.08 -	ALT	+ AC	6 PK 906
----------	-------	-----------	---------	-----	------	----------

1.6 THP 150

1598 ccm	110 kW	5FX (EP6DT)	07.08 -	ALT	+ AC	6 PK 906
----------	--------	-------------	---------	-----	------	----------

2.0 16V

1997 ccm	100 kW	RFN (EW10J4)	11.04 -	ALT		6 PK 1710
				CAM		ZRK 1149
				CAM		KT 1244
				W-P; CAM	OPT	KT 1244 W3

2.0 16V

1997 ccm	130 kW	RFK (EW10J4S)	11.04 -	ALT		6 PK 1710
				CAM	MTR-CODE: EW10J4S	ZRK 1588
				CAM		KT 1485
				W-P; CAM	OPT	KT 1244 W3

1.6 HDi

1560 ccm	66 kW	9HX (DV6ATED4)	11.04 -	ALT	FROM: 03.07; FROM ORGA-NO.: 11074; - AC	6 PK 800
				ALT	FROM: 03.07; FROM ORGA-NO.: 11074; + AC	6 PK 975
				ALT	FROM: 10.05; UNTIL: 02.07; FROM ORGA-NO.: 10556; UNTIL ORGA-NO.: 11073; - AC	6 EPK 780
				ALT	FROM: 10.05; UNTIL: 02.07; FROM ORGA-NO.: 10556; UNTIL ORGA-NO.: 11073; + AC	6 EPK 1090
				ALT	UNTIL: 10.05; UNTIL ORGA-NO.: 10555; - AC	6 PK 800
				ALT	UNTIL: 10.05; UNTIL ORGA-NO.: 10555; + AC	6 PK 975
				CAM		ZRK 1460
				CAM		KT 1390
				W-P; CAM		KT 1390 W1

1.6 HDi

1560 ccm	80 kW	9HY (DV6TED4);9HZ (DV6TED4)	11.04 -	ALT	FROM: 03.07; FROM ORGA-NO.: 11074; - AC	6 PK 800
				ALT	FROM: 03.07; FROM ORGA-NO.: 11074; + AC	6 PK 975
				ALT	FROM: 10.05; UNTIL: 02.07; FROM ORGA-NO.: 10556; UNTIL ORGA-NO.: 11073	6 EPK 1090
				ALT	FROM: 10.05; UNTIL: 02.07; FROM ORGA-NO.: 10556; UNTIL ORGA-NO.: 11073; - AC	6 EPK 780
				ALT	UNTIL: 10.05; UNTIL ORGA-NO.: 10555; - AC	6 PK 800
				ALT	UNTIL: 10.05; UNTIL ORGA-NO.: 10555; + AC	6 PK 975
				CAM		ZRK 1460
				CAM		KT 1390

2.0 HDi

1997 ccm	100 kW	RHR (DW10BTED4)	11.04 -	ALT		6 PK 1215
				CAM		ZRK 1452
				CAM		KT 1428
				W-P; CAM		KT 1428 W1

2.0 HDi

1997 ccm	103 kW	RHF (DW10BTED4)	07.08 -	ALT		6 PK 1215
				CAM	MTR-CODE: DW10CTED4	ZRK 1592
				CAM	MTR-CODE: DW10CTED4	KT 1500

C4 Picasso (UD_)

1.6 VTi 120

1598 ccm	88 kW	5FW (EP6)	07.08 -	ALT		6 PK 906
----------	-------	-----------	---------	-----	--	----------

1.6 THP 140

1598 ccm	103 kW	5FT (EP6DT)	07.08 -	ALT		6 PK 906
----------	--------	-------------	---------	-----	--	----------

1.6 16V

1598 ccm	110 kW	5FX (EP6DT)	07.08 -	ALT		6 PK 906
----------	--------	-------------	---------	-----	--	----------

1.8 i 16V

1749 ccm	92 kW	6FY (EW7A)	02.07 -	ALT		6 PK 1000
				CAM	MTR-CODE: EW7A	ZRK 1588
				CAM		KT 1504
				W-P; CAM		KT 1504 W1

2.0 i 16V

1997 ccm	103 kW	RFJ (EW10A)	02.07 -	ALT		6 PK 1000
----------	--------	-------------	---------	-----	--	-----------



CITROËN

C4 Picasso (UD_)

2.0 i 16V

1997 ccm	103 kW	RFJ (EW10A)	02.07 -	CAM CAM W-P; CAM	MTR-CODE: EW10A	ZRK 1588 KT 1504 KT 1504 W1
----------	--------	-------------	---------	------------------------	-----------------	-----------------------------------

1.6 HDi

1560 ccm	80 kW	9HY (DV6TED4);9HZ (DV6TED4)	02.07 -	ALT ALT ALT ALT CAM CAM W-P; CAM	- AC FROM ORGA-NO.: 10949; - AC FROM ORGA-NO.: 10949; + AC UNTIL ORGA-NO.: 10948; + AC	6 EPK 780 6 PK 800 6 PK 975 6 EPK 1090 ZRK 1460 KT 1390 KT 1390 W1
----------	-------	-----------------------------	---------	--	---	--

2.0 HDi 138

1997 ccm	100 kW	RHJ (DW10BTED4);RHR (DW10BTED4)	02.07 -	ALT CAM CAM CAM W-P; CAM	MTR-CODE: DW10CTED4 MTR-CODE: DW10CTED4	6 PK 1215 ZRK 1452 ZRK 1592 KT 1428 KT 1500 KT 1428 W1
----------	--------	---------------------------------	---------	--------------------------------------	--	---

2.0 HDi 150

1997 ccm	110 kW		07.09 -	ALT CAM CAM	MTR-CODE: DW10DTE4	6 PK 1245 ZRK 1592 KT 1500
----------	--------	--	---------	-------------------	--------------------	----------------------------------

2.0 HDi 165

1997 ccm	120 kW	RHH (DW10CTED4)	09.10 -	CAM CAM		ZRK 1592 KT 1500
----------	--------	-----------------	---------	------------	--	---------------------

C4 Grand Picasso (UA_)

1.6 VTi 120

1598 ccm	88 kW	5FW (EP6)	07.08 -	ALT		6 PK 906
----------	-------	-----------	---------	-----	--	----------

1.6 16V

1598 ccm	103 kW	5FT (EP6DT)	07.08 -	ALT		6 PK 906
----------	--------	-------------	---------	-----	--	----------

1.6 16V

1598 ccm	110 kW	5FX (EP6DT)	10.08 -	ALT		6 PK 906
----------	--------	-------------	---------	-----	--	----------

1.8 i 16V

1749 ccm	92 kW	6FY (EW7A)	10.06 -	ALT CAM CAM W-P; CAM	FROM: 02.07	6 PK 1000 ZRK 1588 KT 1504 KT 1504 W1
----------	-------	------------	---------	-------------------------------	-------------	--

2.0 i 16V

1997 ccm	103 kW	RFJ (EW10A)	10.06 -	ALT CAM CAM W-P; CAM	FROM: 02.07	6 PK 1000 ZRK 1588 KT 1504 KT 1504 W1
----------	--------	-------------	---------	-------------------------------	-------------	--

1.6 HDi

1560 ccm	80 kW	9HY (DV6TED4);9HZ (DV6TED4)	10.06 -	ALT ALT ALT ALT CAM CAM W-P; CAM	- AC FROM: 02.07; - AC FROM: 02.07; + AC UNTIL ORGA-NO.: 10948; + AC	6 EPK 780 6 PK 800 6 PK 975 6 EPK 1090 ZRK 1460 KT 1390 KT 1390 W1
----------	-------	-----------------------------	---------	--	---	--

2.0 HDi 138

1997 ccm	100 kW	RHJ (DW10BTED4);RHR (DW10BTED4)	10.06 -	ALT CAM CAM W-P; CAM	FROM: 02.07	6 PK 1215 ZRK 1452 KT 1428 KT 1428 W1
----------	--------	---------------------------------	---------	-------------------------------	-------------	--

2.0 HDi 150

1997 ccm	110 kW		07.09 -	ALT CAM CAM	MTR-CODE: DW10DTE4	6 PK 1245 ZRK 1592 KT 1500
----------	--------	--	---------	-------------------	--------------------	----------------------------------

2.0 HDi 165

1997 ccm	120 kW	RHH (DW10CTED4)	09.10 -	CAM CAM		ZRK 1592 KT 1500
----------	--------	-----------------	---------	------------	--	---------------------



CITROËN

C4 (B7)

2.0 HDi 150

1997 ccm	110 kW		11.09 -	CAM		ZRK 1592
				CAM		KT 1500

C5 (DC_)

1.8 16V (DC6FZB, DC6FZE)

1749 ccm	85 kW	6FZ (EW7J4)	03.01 - 08.04	ALT	- AC	6 PK 1190
				ALT	+ AC	6 PK 1710
				CAM		ZRK 1149
				CAM		KT 1244
				W-P; CAM	OPT	KT 1244 W3

2.0 16V (DCRFNC, DCRFNF)

1997 ccm	100 kW	RFN (EW10J4)	03.01 - 08.04	ALT	- AC	6 PK 1190
				ALT	+ AC	6 PK 1710
				CAM		ZRK 1149
				CAM		KT 1244
				W-P; CAM	OPT	KT 1244 W3

2.0 16V HPi (DCRLZB)

1997 ccm	103 kW	RLZ (EW10D)	03.01 - 08.04	ALT	- AC	6 PK 1190
				ALT	+ AC	6 PK 1710
				CAM		ZRK 1068

3.0 V6 (DCXFXC, DCXFXF)

2946 ccm	152 kW	XFJ (ES9J4S)	03.01 - 08.04	ALT		6 PK 1580
				CAM		ZRK 1703

2.0 HDi (DCRHYP)

1997 ccm	66 kW	RHY (DW10TD)	03.01 - 08.04	ALT	- AC	6 PK 1450
				ALT	FOR: DELPHI; + AC	6 PK 1751
				ALT	FOR: SANDEN; + AC	6 PK 1735
				CAM		ZRK 1352
				CAM	FROM ORGA-NO.: 08757	KT 1518
				CAM	UNTIL ORGA-NO.: 08756	KT 1327
				W-P; CAM	FROM ORGA-NO.: 08757	KT 1518 W1
				W-P; CAM	UNTIL ORGA-NO.: 08756	KT 1327 W1

2.0 HDi

1997 ccm	79 kW	RHS (DW10ATED);RHZ (DW10ATED)	03.01 - 08.04	ALT	- AC	6 PK 1450
				ALT	FOR: DELPHI; + AC	6 PK 1751
				ALT	FOR: SANDEN; + AC	6 PK 1735
				CAM		ZRK 1352
				CAM	FROM ORGA-NO.: 08757	KT 1518
				CAM	UNTIL ORGA-NO.: 08756	KT 1327
				W-P; CAM	FROM ORGA-NO.: 08757	KT 1518 W1
				W-P; CAM	UNTIL ORGA-NO.: 08756	KT 1327 W1

2.0 HDi (DCRHZB, DCRHZE)

1997 ccm	80 kW	RHZ (DW10ATED)	03.01 - 08.04	ALT	- AC	6 PK 1450
				ALT	FOR: DELPHI; + AC	6 PK 1751
				ALT	FOR: SANDEN; + AC	6 PK 1735
				CAM		ZRK 1352
				CAM	FROM ORGA-NO.: 08757	KT 1518
				CAM	UNTIL ORGA-NO.: 08756	KT 1327
				W-P; CAM	FROM ORGA-NO.: 08757	KT 1518 W1
				W-P; CAM	UNTIL ORGA-NO.: 08756	KT 1327 W1

2.2 HDi (DC4HXB, DC4HXE)

2179 ccm	98 kW	4HX (DW12TED4/FAP)	03.01 - 08.04	ALT	- AC	6 PK 1450
				ALT	FOR: DELPHI; + AC	6 PK 1751
				ALT	FOR: SANDEN; + AC	6 PK 1735
				CAM		ZRK 1445
				CAM	FROM ORGA-NO.: 10011	KT 1415
				CAM	UNTIL ORGA-NO.: 10010	KT 1350
				CAM	FROM: 04.04	KT 1415 W1
				W-P; CAM	UNTIL ORGA-NO.: 10010	KT 1350 W1

C5 Break (DE_)

1.8 16V (DE6FZB, DE6FZE)

1749 ccm	85 kW	6FZ (EW7J4)	06.01 - 08.04	ALT	- AC	6 PK 1190
				ALT	+ AC	6 PK 1710
				CAM		ZRK 1149
				CAM		KT 1244



CITROËN

C5 Break (DE_)

1.8 16V (DE6FZB, DE6FZE)

1749 ccm	85 kW	6FZ (EW7J4)	06.01 - 08.04	W-P; CAM	OPT	KT 1244 W3
----------	-------	-------------	---------------	----------	-----	------------

2.0 16V (DERFNF, DERFNC, RERFNC)

1997 ccm	100 kW	RFN (EW10J4)	06.01 - 08.04	ALT	- AC	6 PK 1190
				ALT	+ AC	6 PK 1710
				CAM		ZRK 1149
				CAM		KT 1244
				W-P; CAM	OPT	KT 1244 W3

2.0 16V HPi (DERLZB)

1997 ccm	103 kW	RLZ (EW10D)	06.01 - 08.04	ALT	- AC	6 PK 1190
				ALT	+ AC	6 PK 1710
				CAM		ZRK 1068

3.0 V6 (DEXFXC, DEXFXF)

2946 ccm	152 kW	AFX (ES9J4S)	06.01 - 08.04	ALT		6 PK 1580
				CAM		ZRK 1703

3.0 Carlsson

2946 ccm	173 kW		09.03 - 08.04	ALT		6 PK 1580
				CAM		ZRK 1703

2.0 HDi (DERHYB)

1997 ccm	66 kW	RHY (DW10TD)	06.01 - 08.04	ALT	- AC	6 PK 1450
				ALT	FOR: DELPHI; + AC	6 PK 1751
				ALT	FOR: SANDEN; + AC	6 PK 1735
				CAM		ZRK 1352
				CAM	FROM ORGA-NO.: 08757	KT 1518
				CAM	UNTIL ORGA-NO.: 08756	KT 1327
				W-P; CAM	FROM ORGA-NO.: 08757	KT 1518 W1
				W-P; CAM	UNTIL ORGA-NO.: 08756	KT 1327 W1

2.0 HDi (DERHSB, DERHSE)

1997 ccm	79 kW	RHS (DW10ATED);RHZ (DW10ATED)	06.01 - 08.04	ALT	- AC	6 PK 1450
				ALT	FOR: DELPHI; + AC	6 PK 1751
				ALT	FOR: SANDEN; + AC	6 PK 1735
				CAM		ZRK 1352
				CAM	FROM ORGA-NO.: 08757	KT 1518
				CAM	UNTIL ORGA-NO.: 08756	KT 1327
				W-P; CAM	FROM ORGA-NO.: 08757	KT 1518 W1
				W-P; CAM	UNTIL ORGA-NO.: 08756	KT 1327 W1

2.0 HDi

1997 ccm	80 kW	RHZ (DW10ATED)	06.01 - 08.04	ALT	- AC	6 PK 1450
				ALT	FOR: DELPHI; + AC	6 PK 1751
				ALT	FOR: SANDEN; + AC	6 PK 1735
				CAM		ZRK 1352
				CAM	FROM ORGA-NO.: 08757	KT 1518
				CAM	UNTIL ORGA-NO.: 08756	KT 1327
				W-P; CAM	FROM ORGA-NO.: 08757	KT 1518 W1
				W-P; CAM	UNTIL ORGA-NO.: 08756	KT 1327 W1

2.2 HDi (DE4HXB, DE4HXE)

2179 ccm	98 kW	4HX (DW12TED4/FAP)	06.01 - 08.04	ALT	- AC	6 PK 1450
				ALT	FOR: DELPHI; + AC	6 PK 1751
				ALT	FOR: SANDEN; + AC	6 PK 1735
				CAM		ZRK 1445
				CAM	FROM ORGA-NO.: 10011	KT 1415
				CAM	UNTIL ORGA-NO.: 10010	KT 1350
				CAM	FROM: 04.04	KT 1415 W1
				W-P; CAM	UNTIL ORGA-NO.: 10010	KT 1350 W1

C5 (RC_)

1.8 16V (RC6FZB)

1749 ccm	85 kW	6FZ (EW7J4)	09.04 -	ALT		6 PK 1710
				CAM		ZRK 1149
				CAM		KT 1244
				W-P; CAM	OPT	KT 1244 W3

1.8 16V

1749 ccm	92 kW	6FY (EW7A)	09.05 -	ALT		6 PK 1000
				CAM	MTR-CODE: EW7A	ZRK 1588
				CAM		KT 1504
				W-P; CAM		KT 1504 W1



CITROËN

C5 (RC_)

2.0 16V (RCRFJB, RCRFJC)

1997 ccm	103 kW	RFJ (EW10A)	09.04 -	ALT CAM CAM W-P; CAM	MTR-CODE: EW10A	6 PK 1000 ZRK 1588 KT 1504 KT 1504 W1
----------	--------	-------------	---------	-------------------------------	-----------------	--

3.0 V6 (RCXFUF)

2946 ccm	152 kW	XFV (ES9A);XFX (ES9J4S)	09.04 -	ALT CAM		6 PK 1580 ZRK 1703
----------	--------	-------------------------	---------	------------	--	-----------------------

1.6 HDi (RC8HZB)

1560 ccm	80 kW	9HY (DV6TED4)	09.04 -	ALT CAM CAM W-P; CAM		6 PK 1710 ZRK 1460 KT 1390 KT 1390 W1
----------	-------	---------------	---------	-------------------------------	--	--

2.0 HDi (RCRHRH)

1997 ccm	100 kW	RHR (DW10BTED4)	09.04 -	ALT CAM CAM W-P; CAM		6 PK 1215 ZRK 1452 KT 1428 KT 1428 W1
----------	--------	-----------------	---------	-------------------------------	--	--

2.2 HDi

2179 ccm	125 kW	4HT (DW12BTED4)	04.06 -	ALT CAM		6 PK 1205 ZRK 1575
----------	--------	-----------------	---------	------------	--	-----------------------

2.2 HDi (RC4HXE)

2179 ccm	98 kW	4HX (DW12TED4/FAP)	09.04 -	ALT CAM CAM CAM W-P; CAM	FROM ORGA-NO.: 10011 UNTIL ORGA-NO.: 10010 UNTIL ORGA-NO.: 10010	6 PK 1740 ZRK 1445 KT 1415 KT 1350 KT 1415 W1 KT 1350 W1
----------	-------	--------------------	---------	--------------------------------------	--	---

C5 Break (RE_)

1.8 16V (RE6FZB)

1749 ccm	85 kW	6FZ (EW7J4)	09.04 -	ALT CAM CAM W-P; CAM	OPT	6 PK 1710 ZRK 1149 KT 1244 KT 1244 W3
----------	-------	-------------	---------	-------------------------------	-----	--

1.8 16V

1749 ccm	92 kW	6FY (EW7A)	09.05 -	ALT CAM CAM W-P; CAM		6 PK 1000 ZRK 1588 KT 1504 KT 1504 W1
----------	-------	------------	---------	-------------------------------	--	--

2.0 16V (RERFJB, RERFJC)

1997 ccm	103 kW	RFJ (EW10A)	09.04 -	ALT CAM CAM W-P; CAM	MTR-CODE: EWA	6 PK 1000 ZRK 1588 KT 1504 KT 1504 W1
----------	--------	-------------	---------	-------------------------------	---------------	--

3.0 V6 (REXFUF)

2946 ccm	152 kW	XFV (ES9A)	09.04 -	ALT CAM		6 PK 1580 ZRK 1703
----------	--------	------------	---------	------------	--	-----------------------

3.0

2946 ccm	173 kW		09.04 -	ALT		6 PK 1580
----------	--------	--	---------	-----	--	-----------

1.6 HDi (RE8HZB)

1560 ccm	80 kW	9HY (DV6TED4)	09.04 -	ALT CAM CAM W-P; CAM		6 PK 1710 ZRK 1460 KT 1390 KT 1390 W1
----------	-------	---------------	---------	-------------------------------	--	--

2.0 HDi (RERHRH)

1997 ccm	100 kW	RHR (DW10BTED4)	09.04 -	ALT CAM CAM W-P; CAM		6 PK 1215 ZRK 1452 KT 1428 KT 1428 W1
----------	--------	-----------------	---------	-------------------------------	--	--

2.2 HDi

2179 ccm	125 kW	4HT (DW12BTED4)	04.06 -	ALT CAM		6 PK 1205 ZRK 1575
----------	--------	-----------------	---------	------------	--	-----------------------

2.2 HDi (RE4HXE)

2179 ccm	98 kW	4HX (DW12TED4/FAP)	09.04 -	ALT CAM		6 PK 1740 ZRK 1445
----------	-------	--------------------	---------	------------	--	-----------------------



CITROËN

C5 Break (RE_)

2.2 HDi (RE4HXE)

2179 ccm	98 kW	4HX (DW12TED4/FAP)	09.04 -	CAM	FROM ORGA-NO.: 10011	KT 1415
				CAM	UNTIL ORGA-NO.: 10010	KT 1350
				CAM		KT 1415 W1
				W-P; CAM	UNTIL ORGA-NO.: 10010	KT 1350 W1

C5 (RD_)

1.6 THP 155

1598 ccm	115 kW	5FV (EP6DT)	04.09 -	ALT		6 PK 906
----------	--------	-------------	---------	-----	--	----------

1.8 16V

1749 ccm	92 kW	6FY (EW7A)	02.08 -	ALT		6 PK 1000
				CAM		ZRK 1588
				CAM		KT 1504
				W-P; CAM		KT 1504 W1

2.0 16V

1997 ccm	103 kW	RFJ (EW10A)	02.08 -	ALT		6 PK 1000
				CAM		ZRK 1588
				CAM		KT 1504
				W-P; CAM		KT 1504 W1

2.0 16V BioFlex

1997 ccm	103 kW	RFJ (EW10A)	02.08 -	ALT		6 PK 1000
----------	--------	-------------	---------	-----	--	-----------

3.0 V6

2946 ccm	155 kW	XFU (ES9A)	02.08 -	ALT		6 PK 1590
				CAM		ZRK 1703

1.6 HDi

1560 ccm	80 kW	9HZ (DV6TED4)	02.08 -	ALT		6 PK 1710
				CAM		ZRK 1460
				CAM		KT 1390
				W-P; CAM		KT 1390 W1

2.0 HDi

1997 ccm	100 kW	RHF (DW10BTED4);RHR (DW10BTED4)	02.08 -	ALT		6 PK 1215
				CAM		ZRK 1452
				CAM	MTR-CODE: DW10CTED4	ZRK 1592
				CAM		KT 1428
				CAM	MTR-CODE: DW10CTED4	KT 1500
				W-P; CAM		KT 1428 W1

2.0 HDi 140

1997 ccm	103 kW	RHF (DW10BTED4)	04.09 -	ALT		6 PK 1215
----------	--------	-----------------	---------	-----	--	-----------

2.0 HDi 165

1997 ccm	120 kW	RHH (DW10CTED4)	04.09 -	ALT		6 PK 1245
				CAM		ZRK 1592
				CAM		KT 1500

2.2 HDi

2179 ccm	125 kW	4HT (DW12BTED4)	02.08 -	ALT		6 PK 1205
				CAM		ZRK 1575

2.7 HDi

2720 ccm	150 kW	DT17ED4	02.08 -	ALT		6 PK 1885
----------	--------	---------	---------	-----	--	-----------

3.0 HDi 240

2992 ccm	177 kW	DT20C	04.09 -	ALT		6 PK 1885
----------	--------	-------	---------	-----	--	-----------

C5 Break (TD_)

1.6 THP 155

1598 ccm	115 kW	5FV (EP6DT)	04.09 -	ALT		6 PK 906
----------	--------	-------------	---------	-----	--	----------

1.8 16V

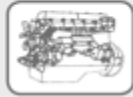
1749 ccm	92 kW	6FY (EW7A)	02.08 -	ALT		6 PK 1000
				CAM		ZRK 1588
				CAM		KT 1504
				W-P; CAM		KT 1504 W1

2.0 16V

1997 ccm	103 kW	RFJ (EW10A)	02.08 -	ALT		6 PK 1000
				CAM		ZRK 1588
				CAM		KT 1504
				W-P; CAM		KT 1504 W1

2.0 16V BioFlex

1997 ccm	103 kW	RFJ (EW10A)	02.08 -	ALT		6 PK 1000
----------	--------	-------------	---------	-----	--	-----------



CITROËN

C5 Break (TD_)

3.0 V6

2946 ccm	155 kW	XFU (ES9A)	02.08 -	ALT CAM		6 PK 1590 ZRK 1703
----------	--------	------------	---------	------------	--	-----------------------

1.6 HDi

1560 ccm	80 kW	9HZ (DV6TED4)	02.08 -	ALT CAM CAM W-P; CAM		6 PK 1710 ZRK 1460 KT 1390 KT 1390 W1
----------	-------	---------------	---------	-------------------------------	--	--

2.0 HDi

1997 ccm	100 kW	RHR (DW10BTED4)	02.08 -	ALT CAM CAM CAM W-P; CAM	MTR-CODE: DW10CTED4 MTR-CODE: DW10CTED4	6 PK 1215 ZRK 1452 ZRK 1592 KT 1428 KT 1500 KT 1428 W1
----------	--------	-----------------	---------	--------------------------------------	--	---

2.0 HDi 140

1997 ccm	103 kW	RHF (DW10BTED4)	04.09 -	ALT		6 PK 1215
----------	--------	-----------------	---------	-----	--	-----------

2.0 HDi 165

1997 ccm	120 kW	RHH (DW10CTED4)	04.09 -	ALT CAM CAM		6 PK 1245 ZRK 1592 KT 1500
----------	--------	-----------------	---------	-------------------	--	----------------------------------

2.2 HDi

2179 ccm	125 kW	4HT (DW12BTED4)	02.08 -	ALT		6 PK 1205
----------	--------	-----------------	---------	-----	--	-----------

2.7 HDi

2720 ccm	150 kW	DT17ED4;UHZ (DT17BTED4)	02.08 -	ALT		6 PK 1885
----------	--------	-------------------------	---------	-----	--	-----------

3.0 HDi 240

2992 ccm	177 kW	DT20C	04.09 -	ALT		6 PK 1885
----------	--------	-------	---------	-----	--	-----------

C6 (TD_)

3.0 V6

2946 ccm	155 kW	XFV (ES9A);XFX (ES9J4S)	09.05 -	ALT CAM		6 PK 1590 ZRK 1703
----------	--------	-------------------------	---------	------------	--	-----------------------

2.2 HDi

2179 ccm	120 kW		06.06 -	CAM		ZRK 1575
----------	--------	--	---------	-----	--	----------

2.2 HDi

2179 ccm	125 kW	4HT (DW12BTED4)	06.06 -	ALT CAM		6 PK 1205 ZRK 1575
----------	--------	-----------------	---------	------------	--	-----------------------

2.7 HDi

2720 ccm	150 kW	DT17ED4;UHZ (DT17BTED4)	09.05 -	ALT		6 PK 1885
----------	--------	-------------------------	---------	-----	--	-----------

3.0 HDi

2992 ccm	177 kW	DT20C	04.09 -	ALT		6 PK 1885
----------	--------	-------	---------	-----	--	-----------

C8 (EA_, EB_)

2.0

1997 ccm	100 kW	RFN (EW10J4)	07.02 -	ALT ALT CAM CAM CAM W-P; CAM	- AC + AC MTR-CODE: EW10A OPT	6 PK 1190 6 PK 1710 ZRK 1149 ZRK 1702 KT 1244 KT 1244 W3
----------	--------	--------------	---------	---	--	---

2.0 16V

1997 ccm	103 kW	RFJ (EW10A)	09.05 -	ALT CAM CAM W-P; CAM	MTR-CODE: EW10A	6 PK 1000 ZRK 1588 KT 1504 KT 1504 W1
----------	--------	-------------	---------	-------------------------------	-----------------	--

2.2

2230 ccm	116 kW	3FZ (EW12J4)	07.02 -	ALT ALT CAM CAM W-P; CAM W-P; CAM	- AC + AC OPT	6 PK 1190 6 PK 1710 ZRK 1149 KT 1244 KT 1244 W1 KT 1244 W3
----------	--------	--------------	---------	--	---------------------	---

3.0 V6

2946 ccm	150 kW	XFX (ES9J4S)	07.02 -	ALT CAM		6 PK 1580 ZRK 1703
----------	--------	--------------	---------	------------	--	-----------------------



CITROËN

C8 (EA_, EB_)

2.0 HDi						
1997 ccm	79 kW	RHM (DW10ATED4);RHT (DW10ATED4);RHW (DW10ATED4)	07.02 -	ALT		6 PK 1740
				CAM		ZRK 1441
				CAM		KT 1351
				W-P; CAM		KT 1351 W1
2.0 HDi						
1997 ccm	88 kW	RHK (DW10UTED4)	02.07 -	ALT		6 PK 1215
				CAM		ZRK 1452
				W-P; CAM		KT 1428 W1
2.0 HDi 135						
1997 ccm	100 kW	RHR (DW10BTED4)	03.06 -	ALT		6 PK 1215
				ALT	MTR-CODE: DW10CTED4	6 PK 1245
				CAM		ZRK 1452
				CAM	MTR-CODE: DW10CTED4	ZRK 1592
				CAM		KT 1428
				CAM	MTR-CODE: DW10CTED4	KT 1500
				W-P; CAM		KT 1428 W1
2.0 HDi 165						
1997 ccm	120 kW	RHE (DW10CTED4);RHH (DW10CTED4)	03.06 -	CAM		ZRK 1592
				CAM		KT 1500
2.2 HDi						
2179 ccm	94 kW	4HW (DW12TED4)	07.02 -	ALT		6 PK 1740
				CAM		ZRK 1445
				CAM	FROM ORGA-NO.: 10011	KT 1415
				CAM	UNTIL ORGA-NO.: 10010	KT 1350
				CAM	FROM: 04.04	KT 1415 W1
				W-P; CAM	UNTIL ORGA-NO.: 10010	KT 1350 W1
2.2 HDi						
2179 ccm	125 kW	4HT (DW12BTED4)	06.06 -	ALT		6 PK 1205
				CAM		ZRK 1575
DS3						
1.4 VTi 95						
1397 ccm	70 kW	8FP (EP3)	04.10 -	ALT	+ AC	6 PK 906
1.6 VTi 120						
1598 ccm	88 kW	5FS (EP6C)	04.10 -	ALT	+ AC	6 PK 906
1.6 THP 155						
1598 ccm	115 kW	5FR (EP6DT)	04.10 -	ALT	+ AC	6 PK 906
1.6 HDi 90						
1560 ccm	68 kW	9HP (DV6DTED)	11.09 -	ALT	- AC	6 PK 800
				ALT	+ AC	6 PK 975
1.6 HDi 110						
1560 ccm	82 kW	9HR (DV6C)	11.09 -	ALT	- AC	6 PK 800
				ALT	+ AC	6 PK 975
DS4						
2.0 HDi 165						
1997 ccm	120 kW	RHH (DW10CTED4)	04.11 -	CAM		ZRK 1592
				CAM		KT 1500
DS5						
2.0 HDi 165						
1997 ccm	120 kW	RHH (DW10CTED4)	11.11 -	CAM		ZRK 1592
				CAM		KT 1500
2.0 HDi 165 Hybrid4 4x4						
1997 ccm	120 kW	RHH (DW10CTED4)	12.11 -	CAM		ZRK 1592
				CAM		KT 1500
EVASION (22, U6)						
1.8						
1761 ccm	73 kW	LFZ (XU7JP)	05.97 - 07.02	ALT	+ AC	6 PK 1660
				ALT	AMP: 70,8; - AC	6 PK 1070
				ALT	AMP: 90; - AC	6 PK 1078
				CAM		ZRK 1128
				CAM		KT 1068



CITROËN

EVASION (22, U6)

1.8						
1761 ccm	73 kW	LFZ (XU7JP)	05.97 - 07.02	W-P; CAM		KT 1068 W1
2.0						
1998 ccm	89 kW	RFU (XU10J2/C)	06.94 - 07.02	HYD-P		AVX 10 x 1025
				ALT	+ AC	6 PK 1660
				ALT	AMP: 70; - AC	6 PK 1070
				ALT	AMP: 80,9; - AC	6 PK 1078
				CAM		ZRK 1128
				CAM		KT 1068
				W-P; CAM		KT 1068 W2
2.0 16V						
1998 ccm	97 kW	RFV (XU10J4R)	05.98 - 04.00	HYD-P		AVX 10 x 1025
				ALT	FROM: 09.99; - AC	6 PK 1165
				ALT	FROM: 09.99; + AC	6 PK 1605
				CAM		ZRK 1029
				CAM		KT 1216
				W-P; CAM		KT 1216 W1
2.0 16V						
1997 ccm	100 kW	RFN (EW10J4)	05.00 - 07.02	ALT	FROM: 09.00; - AC	6 PK 1190
				ALT	FROM: 09.00; + AC	6 PK 1710
				CAM		ZRK 1149
				CAM		KT 1244
				W-P; CAM	OPT	KT 1244 W3
2.0 Turbo C.T.						
1998 ccm	108 kW	RGX (XU10J2TE)	06.94 - 07.02	HYD-P		AVX 10 x 1025
				ALT	FROM: 01.97; FROM ORGA-NO.: 7392; - AC	6 PK 1165
				ALT	FROM: 01.97; FROM ORGA-NO.: 7392; + AC	6 PK 1605
				ALT	UNTIL: 01.97; UNTIL ORGA-NO.: 7389; + AC	6 PK 1660
				ALT	UNTIL: 01.97; UNTIL ORGA-NO.: 7389; AMP: 70,8; - AC	6 PK 1070
				ALT	UNTIL: 01.97; UNTIL ORGA-NO.: 7389; AMP: 90; - AC	6 PK 1078
				CAM		ZRK 1128
				CAM		KT 1068
				W-P; CAM		KT 1068 W2
1.9 TD						
1905 ccm	68 kW	D8B (XUD9TF)	10.95 - 12.98	ALT	MTR-CODE: XUD9TE; - AC	6 PK 1105
				ALT	MTR-CODE: XUD9TE; + AC	6 PK 1740
				ALT	MTR-CODE: XUD9TE; FROM ORGA-NO.: 06779; - AC	6 PK 1105
				CAM		ZRK 1262
				CAM		KT 1040
				W-P; CAM		KT 1040 W1
1.9 TD						
1905 ccm	66 kW	D8B (XUD9TF);DHX (XUD9TF/BTF)	11.94 - 07.02	VAC-P		AVX 10 x 650
				AC-C	FROM: 10.96; MTR-CODE: XUD9TE; FROM ORGA-NO.: 06779; - AC	6 PK 1105
				ALT	FROM: 01.99; MTR-CODE: XUD9TE; - AC	6 PK 1105
				ALT	FROM: 10.96; MTR-CODE: XUD9TE; + AC	6 PK 1740
				CAM		ZRK 1262
				CAM		KT 1040
				W-P; CAM		KT 1040 W1
2.0 HDI						
1997 ccm	80 kW	RHZ (DW10ATED)	08.99 - 07.02	ALT	- AC	6 PK 1470
				ALT	FOR: DELPHI; + AC	6 PK 1751
				ALT	MOD: RHZ; FOR: SANDEN; + AC	6 PK 1735
				ALT	MOD: RHZ; FOR: SANDEN; + AC	6 PK 1740
				CAM		ZRK 1352
				CAM	FROM ORGA-NO.: 08561	KT 1518
				CAM	UNTIL ORGA-NO.: 08560	KT 1327
				W-P; CAM	FROM ORGA-NO.: 08561	KT 1518 W1
				W-P; CAM	UNTIL ORGA-NO.: 08560	KT 1327 W1
2.0 HDI 16V						
1997 ccm	80 kW	RHW (DW10ATED4)	09.99 - 07.02	ALT	- AC	6 PK 1470
				ALT	FOR: DELPHI; + AC	6 PK 1751
				ALT	FOR: SANDEN; + AC	6 PK 1740
				CAM		ZRK 1441



CITROËN

EVASION (22, U6)

2.0 HDI 16V

1997 ccm	80 kW	RHW (DW10ATED4)	09.99 - 07.02	CAM W-P; CAM		KT 1351 KT 1351 W1
----------	-------	-----------------	---------------	-----------------	--	-----------------------

2.1 TD

2088 ccm	80 kW	P8C (XUD11BTE)	05.96 - 07.02	ALT ALT CAM CAM W-P; CAM	- AC + AC	6 PK 1105 6 PK 1740 ZRK 1144 KT 1070 KT 1070 W1
----------	-------	----------------	---------------	--------------------------------------	--------------	---

NEMO Kombi

1.4

1360 ccm	54 kW	KFT (TU3A);KfV (TU3A)	04.09 -	ALT W-P; CAM	+ AC	6 PK 1565 KT 1370 W1
----------	-------	-----------------------	---------	-----------------	------	-------------------------

1.4 HDi

1399 ccm	50 kW	8HS (DV4TD)	04.09 -	ALT ALT CAM CAM W-P; CAM	- AC + AC MTR-CODE: DV4TED MTR-CODE: DV4TED	6 PK 1352 6 PK 1710 ZRK 1441 KT 1328 KT 1328 W4
----------	-------	-------------	---------	--------------------------------------	--	---

NEMO Kasten (AA_)

1.4

1360 ccm	54 kW	KfV (TU3A)	02.08 -	ALT CAM CAM W-P; CAM	+ AC	6 PK 1565 ZRK 1457 KT 1370 KT 1370 W1
----------	-------	------------	---------	-------------------------------	------	--

1.4 HDi

1398 ccm	50 kW	8HS (DV4TD)	02.08 -	ALT ALT CAM CAM W-P; CAM	- AC + AC	6 PK 1352 6 PK 1710 ZRK 1441 KT 1328 KT 1328 W4
----------	-------	-------------	---------	--------------------------------------	--------------	---

SAXO (S0, S1)

1.0 X

954 ccm	33 kW	CDZ (TU9M)	05.96 - 11.98	ALT ALT ALT ALT CAM CAM CAM W-P; CAM	- AC - AC; + V-PUL + AC FROM MTR-NO: 3762434 UNTIL MTR-NO: 3762433	AVX 10 x 715 AVX 10 x 710 5 PK 715 5 PK 1025 ZRK 1467 ZRK 1114 KT 1013 KT 1013 W1
---------	-------	------------	---------------	---	--	--

1.0 X

954 ccm	37 kW	CDZ (TU9M)	05.98 - 06.03	ALT ALT CAM CAM W-P; CAM	- AC; + V-PUL + AC FROM MTR-NO: 3762434	5 PK 715 5 PK 1025 ZRK 1467 KT 1013 KT 1013 W1
---------	-------	------------	---------------	--------------------------------------	---	--

1.1 X,SX

1124 ccm	40 kW	HDZ (TU1M)	05.96 - 09.03	ALT ALT ALT CAM CAM CAM CAM W-P; CAM	AMP: 70 - AC; + V-PUL + AC FROM MTR-NO: 3762435 UNTIL MTR-NO: 3762434 FROM MTR-NO: 3762435 UNTIL MTR-NO: 3762434 UNTIL MTR-NO: 3762434	AVX 10 x 710 5 PK 715 5 PK 1025 ZRK 1467 ZRK 1114 KT 1398 KT 1013 KT 1013 W1
----------	-------	------------	---------------	---	---	---

1.1 X,SX

1124 ccm	44 kW	HDZ (TU1M);HFX (TU1JP)	05.96 - 09.03	ALT ALT ALT ALT CAM CAM CAM	FROM: 07.00; MTR-CODE: TU1M+; - AC; + V-PUL FROM: 07.00; MTR-CODE: TU1M+; + AC MTR-CODE: TU1JP;TU1M; - AC; + V-PUL MTR-CODE: TU1JP;TU1M; + AC FROM MTR-NO: 3762435 UNTIL MTR-NO: 3762434 FROM MTR-NO: 3762435	AVX 10 x 715 5 PK 715 5 PK 1025 5 PK 715 5 PK 1025 ZRK 1467 ZRK 1114 KT 1398
----------	-------	------------------------	---------------	---	---	---



CITROËN

SAXO (S0, S1)

1.1 X,SX

1124 ccm	44 kW	HDZ (TU1M);HFX (TU1JP)	05.96 - 09.03	CAM	UNTIL MTR-NO: 3762434	KT 1013
				CAM	FROM MTR-NO: 3762434	KT 1398 W2
				W-P; CAM	FROM MTR-NO: 3762434; MTR-CODE: TU1JP	KT 1398 W1
				W-P; CAM	UNTIL MTR-NO: 3762434	KT 1013 W1

1.4 VTS

1360 ccm	55 kW	KFW (TU3JP);KFX (TU3JP)	05.96 - 06.03	ALT		AVX 10 x 715
				ALT	- AC	AVX 10 x 710
				ALT	- AC; + V-PUL	5 PK 715
				ALT	+ AC	5 PK 1025
				CAM	FROM MTR-NO: 3666766	ZRK 1457
				CAM	UNTIL MTR-NO: 3666765	ZRK 1118
				CAM	FROM MTR-NO: 3666766	KT 1370
				CAM	UNTIL MTR-NO: 3666765	KT 1019
				W-P; CAM	FROM MTR-NO: 3666766	KT 1370 W1
				W-P; CAM	UNTIL MTR-NO: 3666765	KT 1019 W1

1.6 VTL,VTR

1587 ccm	65 kW	NFZ (TU5JP)	05.96 - 06.03	ALT	- AC	5 PK 715
				ALT	+ AC	5 PK 1025
				CAM		ZRK 1110
				CAM		KT 1063
				W-P; CAM		KT 1063 W1

1.6

1587 ccm	66 kW	NFZ (TU5JP)	02.96 - 06.03	ALT	- AC	5 PK 715
				ALT	+ AC	5 PK 1025
				CAM		ZRK 1110
				CAM		KT 1063
				W-P; CAM		KT 1063 W1

1.6 VTS

1587 ccm	72 kW	NFT	09.00 - 09.03	ALT	- AC	5 PK 715
				ALT	+ AC	5 PK 1025
				CAM		ZRK 1110
				CAM		KT 1063
				W-P; CAM	MTR-CODE: TU5JP	KT 1063 W1

1.6

1587 ccm	74 kW	NFT	02.01 - 04.04	ALT	- AC	5 PK 715
				ALT	+ AC	5 PK 1025
				CAM		ZRK 1110
				CAM		KT 1063
				W-P; CAM	MTR-CODE: TU5JP	KT 1063 W1

1.6 VTS

1587 ccm	87 kW	NFX (TU5JP4)	06.96 - 09.03	CAM		ZRK 1537
				CAM		KT 1331
				W-P; CAM		KT 1331 W1

1.6

1587 ccm	88 kW	NFX (TU5JP4)	02.96 - 04.04	ALT	- AC	5 PK 775
				ALT	+ AC	5 PK 1055
				CAM		ZRK 1537
				CAM		KT 1331
				W-P; CAM		KT 1331 W1

1.5 D

1527 ccm	40 kW	VJY (TUD5)	09.96 - 09.03	ALT	- AC; - PS	5 PK 775
				ALT	+ AC	5 PK 1030
				ALT	+ PS; - AC	5 PK 962
				CAM		ZRK 1262
				CAM		KT 1084
				CAM	MTR-CODE: TUD5B	KT 1373
				W-P; CAM		KT 1084 W1

1.5 D

1527 ccm	42 kW	VJZ (TUD5)	09.96 - 06.01	ALT	- AC; - PS	5 PK 775
				ALT	+ AC	5 PK 1030
				ALT	+ PS; - AC	5 PK 962
				CAM		ZRK 1262
				CAM		KT 1084
				CAM	MTR-CODE: TUD5B	KT 1373
				W-P; CAM		KT 1084 W1



CITROËN

SAXO (S0, S1)

1.5 D

1527 ccm	43 kW		07.01 - 04.04	ALT	- AC; - PS	5 PK 775
				ALT	+ AC	5 PK 1030
				ALT	+ PS; - AC	5 PK 962
				W-P; CAM	MTR-CODE: TUD5	KT 1084 W1

XANTIA (X1)

1.6 i

1580 ccm	65 kW	BFZ (XU5JP)	03.93 - 01.98	ALT	- AC	6 PK 1078
				ALT	+ AC	6 PK 1660
				CAM		ZRK 1128
				CAM		KT 1068
				W-P; CAM		KT 1068 W1

1.8 i

1761 ccm	66 kW	LFX (XU7JB)	04.97 - 01.98	ALT	- AC	6 PK 1078
				ALT	+ AC	6 PK 1660
				CAM		KT 1068
				W-P; CAM		KT 1068 W1

1.8 i

1761 ccm	74 kW	LFZ (XU7JP)	03.93 - 01.98	ALT	- AC	6 PK 1078
				ALT	+ AC	6 PK 1660
				CAM		ZRK 1128
				CAM		KT 1068
				W-P; CAM		KT 1068 W1

1.8 i 16V

1761 ccm	81 kW	LFY (XU7JP4)	06.95 - 01.98	ALT	- AC	6 PK 1078
				ALT	+ AC	6 PK 1660
				CAM		ZRK 1029
				CAM	FROM ORGA-NO.: 8470	KT 1309
				CAM	UNTIL ORGA-NO.: 8469	KT 1216

2.0 i

1998 ccm	89 kW	RFX (XU10J2C)	03.93 - 01.98	ALT	- AC	6 PK 1078
				ALT	+ AC	6 PK 1660
				CAM		ZRK 1128
				CAM		KT 1068
				W-P; CAM		KT 1068 W2

2.0 i 16V

1998 ccm	97 kW	RFV (XU10J4R)	06.95 - 01.98	ALT	- AC	6 PK 1205
				ALT	+ AC	6 PK 1650
				CAM		ZRK 1029
				CAM		KT 1216
				W-P; CAM		KT 1216 W1

2.0 Turbo

1998 ccm	108 kW	RGX (XU10J2TE)	06.95 - 01.98	ALT	- AC	6 PK 1205
				ALT	+ AC	6 PK 1650
				CAM		ZRK 1128
				CAM		KT 1068
				W-P; CAM		KT 1068 W2

2.0 i 16V

1998 ccm	110 kW	RFT (XU10J4Z)	06.94 - 01.98	ALT	- AC	6 PK 1078
				ALT	+ AC	6 PK 1660
				CAM		ZRK 1138

2.0 i 16V

1998 ccm	112 kW	RFY (XU10J4Z)	03.93 - 01.98	ALT	- AC	6 PK 1078
				ALT	+ AC	6 PK 1660
				CAM		ZRK 1138

3.0 i 24V

2946 ccm	140 kW	XFZ (ES9J4)	01.97 - 01.98	ALT	- AC	6 PK 1495
				ALT	+ AC	6 PK 1625
				CAM		ZRK 1703

1.9 D

1905 ccm	50 kW	DJZ (XUD9Y)	06.94 - 01.98	ALT	FOR: HARRISSON; + AC	6 PK 1710
				ALT	FROM: 07.95; FROM ORGA-NO.: 6809; - AC	6 PK 1105
				ALT	FROM: 07.95; FROM ORGA-NO.: 6809; FOR: SANDEN; + AC	6 PK 1725
				ALT	UNTIL: 06.95; UNTIL ORGA-NO.: 6808; - AC	6 PK 1130



CITROËN

XANTIA (X1)

1.9 D

1905 ccm	50 kW	DJZ (XUD9Y)	06.94 - 01.98	ALT	UNTIL: 06.95; UNTIL ORGA-NO.: 6808; FOR: SANDEN; + AC	6 PK 1700
				CAM		ZRK 1262
				CAM		KT 1040
				W-P; CAM	FROM ORGA-NO.: 06265	KT 1040 W1

1.9 D

1905 ccm	51 kW	D9B (XUD9A/L)	06.94 - 01.98	ALT	FOR: HARRISSON; + AC	6 PK 1710
				ALT	FROM: 07.95; FROM ORGA-NO.: 6809; - AC	6 PK 1105
				ALT	FROM: 07.95; FROM ORGA-NO.: 6809; FOR: SANDEN; + AC	6 PK 1725
				ALT	UNTIL: 06.95; UNTIL ORGA-NO.: 6808; - AC	6 PK 1130
				ALT	UNTIL: 06.95; UNTIL ORGA-NO.: 6808; FOR: SANDEN; + AC	6 PK 1700
				CAM		ZRK 1262
				CAM		KT 1040
				W-P; CAM	FROM ORGA-NO.: 06265	KT 1040 W1

1.9 SD

1905 ccm	55 kW	DHW (XUD9SD)	02.96 - 01.98	ALT	FROM: 01.97; FROM ORGA-NO.: 7359; FOR: HARRISSON; + AC	6 PK 1735
				ALT	FROM: 11.96; - AC	6 PK 1105
				ALT	FROM: 11.96; FOR: SANDEN; + AC	6 PK 1725
				ALT	FROM: 11.96; UNTIL: 12.96; UNTIL ORGA-NO.: 7358; FOR: HARRISSON; + AC	6 PK 1710
				CAM		ZRK 1262
				CAM		KT 1040
				W-P; CAM	FROM PROD.-NO.: 06265; UNTIL PROD.-NO.: 07389	KT 1040 W1
				W-P; CAM	FROM PROD.-NO.: 07390	KT 1040 W3

1.9 Turbo D

1905 ccm	66 kW	DHX (XUD9TF/BTF);DHY (XUD9TE/Y)	10.94 - 01.98	VAC-P		AVX 10 x 650
				AC-C	FROM: 07.95; MTR-CODE: XUD9BTF;XUD9TF; FROM ORGA-NO.: 6809; - AC	6 PK 1105
				ALT	FROM: 01.97; MTR-CODE: XUD9BTF;XUD9TF; FROM ORGA-NO.: 7359; FOR: HARRISSON; + AC	6 PK 1735
				ALT	FROM: 07.95; MTR-CODE: XUD9BTF;XUD9TF; FROM ORGA-NO.: 6809; FOR: SANDEN; + AC	6 PK 1725
				ALT	MTR-CODE: XUD9TE; - AC	6 PK 1105
				ALT	MTR-CODE: XUD9TE; FOR: HARRISSON; + AC	6 PK 1735
				ALT	MTR-CODE: XUD9TE; FOR: SANDEN; + AC	6 PK 1725
				ALT	UNTIL: 06.95; MTR-CODE: XUD9BTF;XUD9TF; UNTIL ORGA-NO.: 6808; - AC	6 PK 1130
				ALT	UNTIL: 06.95; MTR-CODE: XUD9BTF;XUD9TF; UNTIL ORGA-NO.: 6808; FOR: SANDEN; + AC	6 PK 1700
				ALT	UNTIL: 12.96; MTR-CODE: XUD9BTF;XUD9TF; UNTIL ORGA-NO.: 7358; FOR: HARRISSON; + AC	6 PK 1710
				CAM		ZRK 1262
				CAM		KT 1040
				W-P; CAM	FROM PROD.-NO.: 6265	KT 1040 W1

2.1 Turbo D 12V

2088 ccm	80 kW	P8C (XUD11BTE)	06.95 - 01.98	ALT	- AC	6 PK 1105
				ALT	FOR: HARRISON; + AC	6 PK 1735
				ALT	FOR: SANDEN; + AC	6 PK 1725
				CAM		ZRK 1144
				CAM		KT 1070
				W-P; CAM		KT 1070 W1

XANTIA Break (X1)

1.8 i

1761 ccm	66 kW	LFX (XU7JB)	04.97 - 01.98	ALT	- AC	6 PK 1078
				ALT	+ AC	6 PK 1660
				CAM		KT 1068
				W-P; CAM		KT 1068 W1

1.8 i

1761 ccm	74 kW	LFZ (XU7JP)	06.95 - 01.98	ALT	- AC	6 PK 1078
				ALT	+ AC	6 PK 1660
				CAM		ZRK 1128
				CAM		KT 1068
				W-P; CAM		KT 1068 W1



CITROËN

XANTIA Break (X1)

1.8 i 16V

1761 ccm	81 kW	LFY (XU7JP4)	06.95 - 01.98	ALT	FROM: 11.96; - AC	6 PK 1078
				ALT	FROM: 11.96; + AC	6 PK 1660
				CAM		ZRK 1029
				CAM	FROM ORGA-NO.: 8470	KT 1309
				CAM	UNTIL ORGA-NO.: 8469	KT 1216

2.0 i

1998 ccm	89 kW	RFX (XU10J2C)	06.95 - 01.98	ALT	- AC	6 PK 1078
				ALT	+ AC	6 PK 1660
				CAM		ZRK 1128
				CAM		KT 1068
				W-P; CAM		KT 1068 W2

2.0 i 16V

1998 ccm	97 kW	RFV (XU10J4R)	06.95 - 01.98	ALT	- AC	6 PK 1205
				ALT	+ AC	6 PK 1650
				CAM		ZRK 1029
				CAM		KT 1216
				W-P; CAM		KT 1216 W1

2.0 Turbo

1998 ccm	108 kW	RGX (XU10J2TE)	06.95 - 01.98	ALT	- AC	6 PK 1205
				ALT	+ AC	6 PK 1650
				CAM		ZRK 1128
				CAM		KT 1068
				W-P; CAM		KT 1068 W2

1.9 SD

1905 ccm	55 kW	DHW (XUD9SD)	04.97 - 01.98	ALT	- AC	6 PK 1105
				ALT	FOR: SANDEN; + AC	6 PK 1725
				ALT	FROM ORGA-NO.: 7359; FOR: HARRISSON; + AC	6 PK 1735
				CAM		ZRK 1262
				CAM		KT 1040
				W-P; CAM	FROM PROD.-NO.: 06265; UNTIL PROD.-NO.: 07389	KT 1040 W1
				W-P; CAM	FROM PROD.-NO.: 07390	KT 1040 W3

1.9 Turbo D

1905 ccm	66 kW	D8B (XUD9TF);DHX (XUD9TF/BTF);DHY (XUD9TE/Y)	06.95 - 01.98	VAC-P		AVX 10 x 650
				ALT	FROM: 01.97; MTR-CODE: XUD9BTF;XUD9TE; FROM ORGA-NO.: 7359; FOR: HARRISSON; + AC	6 PK 1735
				ALT	FROM: 11.95; MTR-CODE: XUD9BTF;XUD9TE; - AC	6 PK 1105
				ALT	FROM: 11.95; MTR-CODE: XUD9BTF;XUD9TE; FOR: SANDEN; + AC	6 PK 1725
				ALT	FROM: 11.95; MTR-CODE: XUD9TE; - AC	6 PK 1105
				ALT	FROM: 11.95; MTR-CODE: XUD9TE; FOR: HARRISSON; + AC	6 PK 1735
				ALT	FROM: 11.95; MTR-CODE: XUD9TE; FOR: SANDEN; + AC	6 PK 1725
				ALT	FROM: 11.95; UNTIL: 12.96; MTR-CODE: XUD9BTF;XUD9TE; UNTIL ORGA-NO.: 7358; FOR: HARRISSON; + AC	6 PK 1710
				CAM		ZRK 1262
				CAM		KT 1040
				W-P; CAM	FROM PROD.-NO.: 6265	KT 1040 W1

2.1 Turbo D 12V

2088 ccm	80 kW	P8C (XUD11BTE)	06.96 - 01.98	ALT	FROM: 11.96; - AC	6 PK 1105
				ALT	FROM: 11.96; FOR: HARRISON; + AC	6 PK 1735
				ALT	FROM: 11.96; FOR: SANDEN; + AC	6 PK 1725
				CAM		ZRK 1144
				CAM		KT 1070
				W-P; CAM		KT 1070 W1

XANTIA (X2)

1.8 i

1761 ccm	66 kW	LFX (XU7JB)	01.98 - 04.03	ALT	- AC	6 PK 1078
				ALT	+ AC	6 PK 1660
				CAM		ZRK 1128
				CAM		KT 1068
				W-P; CAM		KT 1068 W1



CITROËN

XANTIA (X2)

1.8 i 16V

1761 ccm	81 kW	LFY (XU7JP4)	01.98 - 04.03	ALT	- AC	6 PK 1078
				ALT	+ AC	6 PK 1660
				CAM		ZRK 1029
				CAM	FROM ORGA-NO.: 8470	KT 1309
				CAM	UNTIL ORGA-NO.: 8469	KT 1216

2.0 i

1998 ccm	89 kW	RFX (XU10J2C)	01.98 - 04.03	ALT	- AC	6 PK 1078
				ALT	+ AC	6 PK 1660
				CAM		ZRK 1128
				CAM		KT 1068
				W-P; CAM		KT 1068 W2

2.0 i 16V

1998 ccm	97 kW	RFV (XU10J4R)	01.98 - 04.03	ALT	- AC	6 PK 1205
				ALT	+ AC	6 PK 1650
				CAM		ZRK 1029
				CAM		KT 1216
				W-P; CAM		KT 1216 W1

2.0 Turbo

1998 ccm	108 kW	RGX (XU10J2TE)	01.98 - 04.03	ALT	- AC	6 PK 1205
				ALT	+ AC	6 PK 1650
				CAM		ZRK 1128
				CAM		KT 1068
				W-P; CAM		KT 1068 W2

3.0 V6

2946 ccm	140 kW	XFZ (ES9J4)	01.98 - 04.03	ALT	- AC	6 PK 1495
				ALT	+ AC	6 PK 1625
				CAM		ZRK 1703

1.9 SD

1905 ccm	55 kW	DHW (XUD9SD)	01.98 - 04.03	ALT	- AC	6 PK 1105
				ALT	FOR: SANDEN; + AC	6 PK 1725
				ALT	FROM ORGA-NO.: 7359; FOR: HARRISSON; + AC	6 PK 1735
				CAM		ZRK 1262
				CAM		KT 1040
				W-P; CAM	FROM ORGA-NO.: 07390	KT 1040 W3
				W-P; CAM	UNTIL ORGA-NO.: 07389	KT 1040 W1

1.9 Turbo D

1905 ccm	66 kW	DHX (XUD9TF/BTF);DHY (XUD9TE/Y)	01.98 - 04.03	ALT	MTR-CODE: XUD9BTF;XUD9TF; FROM ORGA-NO.: 6809; - AC	6 PK 1105
				ALT	MTR-CODE: XUD9BTF;XUD9TF; FROM ORGA-NO.: 6809; FOR: SANDEN; + AC	6 PK 1725
				ALT	MTR-CODE: XUD9BTF;XUD9TF; FROM ORGA-NO.: 7359; FOR: HARRISSON; + AC	6 PK 1735
				ALT	MTR-CODE: XUD9TE; - AC	6 PK 1105
				ALT	MTR-CODE: XUD9TE; FOR: HARRISSON; + AC	6 PK 1735
				ALT	MTR-CODE: XUD9TE; FOR: SANDEN; + AC	6 PK 1725
				CAM		ZRK 1262
				CAM		KT 1040
				W-P; CAM	FROM PROD.-NO.: 6265	KT 1040 W1

2.0 HDI 90

1997 ccm	66 kW	RHY (DW10TD)	03.99 - 04.03	ALT	- AC	6 PK 1450
				ALT	FOR: SANDEN; + AC	6 PK 1735
				ALT	FROM: 02.01; FOR: DELPHI; + AC	6 PK 1748
				ALT	UNTIL: 02.01; FOR: DELPHI; + AC	6 PK 1751
				CAM		ZRK 1352
				CAM		KT 1327
				W-P; CAM		KT 1327 W1

2.0 HDI 109

1997 ccm	80 kW	RHZ (DW10ATED)	02.99 - 04.03	ALT	- AC	6 PK 1450
				ALT	FOR: SANDEN; + AC	6 PK 1735
				ALT	FROM: 02.01; FOR: DELPHI; + AC	6 PK 1748
				ALT	UNTIL: 02.01; FOR: DELPHI; + AC	6 PK 1751
				CAM		ZRK 1352
				CAM		KT 1327
				W-P; CAM		KT 1327 W1

2.1 Turbo D 12V

2088 ccm	80 kW	P8C (XUD11BTE)	01.98 - 02.99	ALT	- AC	6 PK 1105
----------	-------	----------------	---------------	-----	------	-----------



CITROËN

XANTIA (X2)

2.1 Turbo D 12V

2088 ccm	80 kW	P8C (XUD11BTE)	01.98 - 02.99	ALT	FOR: HARRISON; + AC	6 PK 1735
				ALT	FOR: SANDEN; + AC	6 PK 1725
				CAM		ZRK 1144
				CAM		KT 1070
				W-P; CAM		KT 1070 W1

XANTIA Break (X2)

1.8 i

1761 ccm	66 kW	LFX (XU7JB)	01.98 - 04.03	ALT	- AC	6 PK 1078
				ALT	+ AC	6 PK 1660
				CAM		ZRK 1128
				CAM		KT 1068
				W-P; CAM		KT 1068 W1

1.8 i 16V

1761 ccm	81 kW	LFY (XU7JP4)	01.98 - 04.03	ALT	- AC	6 PK 1078
				ALT	+ AC	6 PK 1660
				CAM		ZRK 1029
				CAM	FROM ORGA-NO.: 8470	KT 1309
				CAM	UNTIL ORGA-NO.: 8469	KT 1216

2.0 i

1998 ccm	89 kW	RFX (XU10J2C)	01.98 - 04.03	ALT	- AC	6 PK 1078
				ALT	+ AC	6 PK 1660
				CAM		ZRK 1128
				CAM		KT 1068
				W-P; CAM		KT 1068 W2

2.0 i 16V

1998 ccm	97 kW	RFV (XU10J4R)	01.98 - 04.03	ALT	- AC	6 PK 1205
				ALT	+ AC	6 PK 1650
				CAM		ZRK 1029
				CAM		KT 1216
				W-P; CAM		KT 1216 W1

2.0 Turbo

1998 ccm	108 kW	RGX (XU10J2TE)	01.98 - 04.03	ALT	- AC	6 PK 1205
				ALT	+ AC	6 PK 1650
				CAM		ZRK 1128
				CAM		KT 1068
				W-P; CAM		KT 1068 W2

3.0 V6

2946 ccm	140 kW	XFZ (ES9J4)	01.98 - 04.03	ALT	- AC	6 PK 1495
				ALT	+ AC	6 PK 1625
				CAM		ZRK 1703

1.9 SD

1905 ccm	55 kW	DHW (XUD9SD)	01.98 - 04.03	ALT	- AC	6 PK 1105
				ALT	FOR: SANDEN; + AC	6 PK 1725
				ALT	FROM ORGA-NO.: 7359; FOR: HARRISSON; + AC	6 PK 1735
				CAM		ZRK 1262
				CAM		KT 1040
				W-P; CAM	FROM ORGA-NO.: 07390	KT 1040 W3
				W-P; CAM	UNTIL ORGA-NO.: 07389	KT 1040 W1

1.9 Turbo D

1905 ccm	66 kW	D8B (XUD9TF);DHX (XUD9TF/BTF)	01.98 - 04.03	ALT	MTR-CODE: XUD9BTF;XUD9TE; - AC	6 PK 1105
				ALT	MTR-CODE: XUD9BTF;XUD9TE; FOR: SANDEN; + AC	6 PK 1725
				ALT	MTR-CODE: XUD9BTF;XUD9TE; FROM ORGA-NO.: 7359; FOR: HARRISSON; + AC	6 PK 1735
				ALT	MTR-CODE: XUD9TE; - AC	6 PK 1105
				ALT	MTR-CODE: XUD9TE; FOR: HARRISSON; + AC	6 PK 1735
				ALT	MTR-CODE: XUD9TE; FOR: SANDEN; + AC	6 PK 1725
				CAM		ZRK 1262
				CAM		KT 1040
				W-P; CAM	FROM ORGA-NO.: 06265	KT 1040 W1

2.0 HDI 90

1997 ccm	66 kW	RHY (DW10TD)	03.99 - 04.03	ALT	- AC	6 PK 1450
				ALT	FOR: SANDEN; + AC	6 PK 1735
				ALT	FROM: 02.01; FOR: DELPHI; + AC	6 PK 1748
				ALT	UNTIL: 02.01; FOR: DELPHI; + AC	6 PK 1751



CITROËN

XANTIA Break (X2)

2.0 HDI 90

1997 ccm	66 kW	RHY (DW10TD)	03.99 - 04.03	CAM CAM W-P; CAM		ZRK 1352 KT 1327 KT 1327 W1
----------	-------	--------------	---------------	------------------------	--	-----------------------------------

2.0 HDI 109

1997 ccm	80 kW	RHZ (DW10ATED)	02.99 - 04.03	ALT ALT ALT ALT CAM CAM W-P; CAM	- AC FOR: SANDEN; + AC FROM: 02.01; FOR: DELPHI; + AC UNTIL: 02.01; FOR: DELPHI; + AC	6 PK 1450 6 PK 1735 6 PK 1748 6 PK 1751 ZRK 1352 KT 1327 KT 1327 W1
----------	-------	----------------	---------------	--	--	---

2.1 Turbo D 12V

2088 ccm	80 kW	P8C (XUD11BTE)	01.98 - 02.99	ALT ALT ALT CAM CAM W-P; CAM	- AC FOR: HARRISON; + AC FOR: SANDEN; + AC	6 PK 1105 6 PK 1735 6 PK 1725 ZRK 1144 KT 1070 KT 1070 W1
----------	-------	----------------	---------------	---	--	--

XM (Y4)

2.0 i 16V

1998 ccm	97 kW	RFV (XU10J4R)	05.94 - 10.00	HYD-P ALT ALT ALT ALT CAM CAM W-P; CAM	FROM: 07.94 FROM: 06.95; FROM ORGA-NO.: 06779; - AC FROM: 06.95; FROM ORGA-NO.: 06779; + AC UNTIL: 05.95; UNTIL ORGA-NO.: 06778; - AC UNTIL: 05.95; UNTIL ORGA-NO.: 06778; + AC	AVX 10 x 1025 6 PK 1205 6 PK 1650 6 PK 1078 6 PK 1660 ZRK 1029 KT 1216 KT 1216 W1
----------	-------	---------------	---------------	---	---	--

2.0 Turbo

1998 ccm	108 kW	RGX (XU10J2TE)	05.94 - 10.00	HYD-P ALT ALT ALT ALT ALT ALT CAM CAM W-P; CAM	- AC + AC FROM: 06.95; - AC FROM: 06.95; + AC UNTIL: 05.95; UNTIL ORGA-NO.: 6778; + AC UNTIL: 05.95; UNTIL ORGA-NO.: 6778; AMP: 60; - AC UNTIL: 05.95; UNTIL ORGA-NO.: 6778; AMP: 80,9; - AC	AVX 10 x 1025 5 PK 710 5 PK 1125 6 PK 1205 6 PK 1650 5 PK 1155 5 PK 690 5 PK 710 ZRK 1128 KT 1068 KT 1068 W2
----------	--------	----------------	---------------	---	--	--

3.0 V6

2946 ccm	140 kW	XFZ (ES9J4)	04.97 - 10.00	ALT CAM	+ AC	6 PK 1625 ZRK 1703
----------	--------	-------------	---------------	------------	------	-----------------------

3.0 V6

2963 ccm	123 kW	SFZ (ZPJ/Z);UFZ (ZPJ/Z)	05.94 - 10.00	HYD-P ALT W-P W-P	- AC + AC	AVX 10 x 700 5 PK 850 5 PK 850 5 PK 1390
----------	--------	-------------------------	---------------	----------------------------	--------------	---

3.0 V6 24V

2963 ccm	147 kW	SKZ (ZPJ4/Z);UKZ (ZPJ4/Z)	05.94 - 10.00	HYD-P ALT W-P W-P	- AC + AC	AVX 10 x 700 5 PK 850 5 PK 850 5 PK 1450
----------	--------	---------------------------	---------------	----------------------------	--------------	---

2.1 TD 12V

2088 ccm	80 kW	P8A (XUD11ATE);P8C (XUD11BTE);PHZ (XUD11ATE);PJZ (XUD11ATE)	05.94 - 10.00	HYD-P ALT ALT ALT ALT PS	FROM ORGA-NO.: 4992 FROM: 06.95; FROM ORGA-NO.: 6779; - AC FROM: 06.95; FROM ORGA-NO.: 6779; + AC UNTIL: 05.95; + AUTO-TM; UNTIL ORGA-NO.: 6778; + AC UNTIL: 05.95; + MAN-TM; UNTIL ORGA-NO.: 6778; OE-NO.: 96056835; - AC UNTIL: 05.95; + MAN-TM; UNTIL ORGA-NO.: 6778; + AC	AVX 10 x 1090 6 PK 1105 6 PK 1725 5 PK 1190 5 PK 735 5 PK 1165
----------	-------	---	---------------	---	--	---



CITROËN

XM (Y4)

2.1 TD 12V

2088 ccm	80 kW	P8A (XUD11ATE);P8C (XUD11BTE);PHZ (XUD11ATE);PJZ (XUD11ATE)	05.94 - 10.00	CAM		ZRK 1144
				CAM		KT 1070
				W-P; CAM		KT 1070 W1

2.1 D12 VSX

2138 ccm	60 kW	P9A (XUD11A)	03.96 - 08.96	ALT	+ MAN-TM; OE-NO.: 96056835; - AC	5 PK 735
				ALT	FROM ORGA-NO.: 6779; - AC	6 PK 1105
				ALT	FROM ORGA-NO.: 6779; + AC	6 PK 1725

2.5 TD

2446 ccm	95 kW	THY (DK5ATE)	05.94 - 10.00	ALT	- AC	6 PK 1195
				ALT	+ AC	6 PK 1863
				W-P	FROM: 05.96; FROM ORGA-NO.: 7144	3 PK 945
				W-P	UNTIL: 05.96; UNTIL ORGA-NO.: 7143	4 PK 950
				CAM		ZRK 1141
				CAM		KT 1083

XM Break (Y4)

2.0 i 16V

1998 ccm	97 kW	RFV (XU10J4R)	05.94 - 10.00	HYD-P	FROM: 07.94	AVX 10 x 1025
				ALT	FROM: 06.95; FROM ORGA-NO.: 06779; - AC	6 PK 1205
				ALT	FROM: 06.95; FROM ORGA-NO.: 06779; + AC	6 PK 1650
				ALT	UNTIL: 05.95; UNTIL ORGA-NO.: 06778; - AC	6 PK 1078
				ALT	UNTIL: 05.95; UNTIL ORGA-NO.: 06778; + AC	6 PK 1660
				CAM		ZRK 1029
				CAM		KT 1216
				W-P; CAM		KT 1216 W1

2.0 Turbo

1998 ccm	108 kW	RGX (XU10J2TE);RGY (XU10J2TE/Z)	05.94 - 10.00	HYD-P	FROM: 07.94	AVX 10 x 1025
				ALT	- AC	5 PK 710
				ALT	+ AC	5 PK 1125
				ALT	FROM: 06.95; - AC	6 PK 1205
				ALT	FROM: 06.95; + AC	6 PK 1650
				ALT	UNTIL: 05.95; UNTIL ORGA-NO.: 6778; + AC	5 PK 1155
				ALT	UNTIL: 05.95; UNTIL ORGA-NO.: 6778; AMP: 60; - AC	5 PK 690
				ALT	UNTIL: 05.95; UNTIL ORGA-NO.: 6778; AMP: 80,9; - AC	5 PK 710
				CAM		ZRK 1128
				CAM		KT 1068
				W-P; CAM		KT 1068 W2

3.0 V6

2963 ccm	123 kW	SFZ (ZPJ/Z);UFZ (ZPJ/Z)	05.94 - 10.00	HYD-P		AVX 10 x 700
				ALT		5 PK 850
				W-P	- AC	5 PK 850
				W-P	+ AC	5 PK 1390

3.0 V6

2946 ccm	140 kW	XFZ (ES9J4)	04.97 - 10.00	ALT	+ AC	6 PK 1625
				CAM		ZRK 1703

2.1 D12

2138 ccm	60 kW	P9A (XUD11A)	07.94 - 06.96	ALT	+ MAN-TM; OE-NO.: 96056835; - AC	5 PK 735
				ALT	FROM: 06.95; FROM ORGA-NO.: 6779; - AC	6 PK 1105
				ALT	FROM: 06.95; FROM ORGA-NO.: 6779; + AC	6 PK 1725
				ALT: 001	UNTIL: 05.95; + AUTO-TM; UNTIL ORGA-NO.: 6778; + AC	5 PK 1190
				PS	UNTIL: 05.95; + MAN-TM; UNTIL ORGA-NO.: 6778; + AC	5 PK 1165
				CAM		ZRK 1143
				CAM		KT 1071

2.1 TD 12V

2088 ccm	80 kW	P8C (XUD11BTE);PHZ (XUD11ATE);PJZ (XUD11ATE)	05.94 - 10.00	HYD-P	FROM ORGA-NO.: 4992	AVX 10 x 1090
				ALT	FROM: 06.95; FROM ORGA-NO.: 6779; - AC	6 PK 1105
				ALT	FROM: 06.95; FROM ORGA-NO.: 6779; + AC	6 PK 1725
				ALT	UNTIL: 05.95; + AUTO-TM; UNTIL ORGA-NO.: 6778; + AC	5 PK 1190



CITROËN

XM Break (Y4)

2.1 TD 12V

2088 ccm	80 kW	P8C (XUD11BTE);PHZ (XUD11ATE);PJZ (XUD11ATE)	05.94 - 10.00	ALT	UNTIL: 05.95; + MAN-TM; UNTIL ORGA-NO.: 6778; OE-NO.: 96056835; - AC	5 PK 735
				PS	UNTIL: 05.95; + MAN-TM; UNTIL ORGA-NO.: 6778; + AC	5 PK 1165
				CAM		ZRK 1144
				CAM		KT 1070
				W-P; CAM		KT 1070 W1

2.5 TD

2446 ccm	95 kW	THY (DK5ATE)	05.94 - 10.00	ALT	- AC	6 PK 1195
				ALT	+ AC	6 PK 1863
				W-P	FROM: 05.96; FROM ORGA-NO.: 7144	3 PK 945
				W-P	UNTIL: 05.96; UNTIL ORGA-NO.: 7143	4 PK 950
				CAM		ZRK 1141
				CAM		KT 1083

XSARA (N1)

1.4 i

1360 ccm	55 kW	KFW (TU3JP);KFX (TU3JP)	04.97 - 03.05	ALT		AVX 10 x 715
				ALT	- AC; - PS	AVX 10 x 710
				ALT	+ AC	4 PK 855
				ALT	+ PS; - AC	4 PK 855
				ALT	FROM: 09.00; - AC	6 PK 1450
				ALT	FROM: 09.00; + AC	6 PK 1565
				ALT	UNTIL: 08.00; + AC	4 PK 855
				ALT	UNTIL: 08.00; + PS; - AC	4 PK 855
				PS	+ AC	5 PK 1255
				PS	FROM: 04.98; FROM ORGA-NO.: 7883; - AC	5 PK 830
				PS	UNTIL: 04.98; UNTIL ORGA-NO.: 7832; - AC	5 PK 880
				CAM	FROM MTR-NO: 3666766	ZRK 1457
				CAM	UNTIL MTR-NO: 3666765	ZRK 1118
				CAM	FROM MTR-NO: 3666766	KT 1370
				CAM	UNTIL MTR-NO: 3666765	KT 1019
				W-P; CAM	FROM MTR-NO: 3666766	KT 1370 W1
				W-P; CAM	UNTIL MTR-NO: 3666765	KT 1019 W1

1.6 i

1587 ccm	65 kW	NFZ (TU5JP)	04.97 - 09.00	ALT		AVX 10 x 715
				ALT	- AC; - PS	AVX 10 x 710
				ALT	+ AC	4 PK 855
				ALT	+ PS; - AC	4 PK 855
				PS	- AC	5 PK 880
				PS	+ AC	5 PK 1255
				CAM		ZRK 1110
				CAM		KT 1063
				W-P; CAM		KT 1063 W1

1.6 16V

1587 ccm	80 kW	NFU (TU5JP4)	09.00 - 03.05	ALT	- AC	6 PK 1450
				ALT	+ AC	6 PK 1565
				CAM		ZRK 1537
				CAM	FROM MTR-NO: 1806405	KT 1332
				CAM	UNTIL MTR-NO: 1806404	KT 1330
				W-P; CAM	FROM MTR-NO: 1806405	KT 1332 W1
				W-P; CAM	UNTIL MTR-NO: 1806404	KT 1330 W1

1.8 i

1761 ccm	66 kW	LFX (XU7JB)	04.97 - 09.00	ALT	- AC	6 PK 1078
				ALT	+ AC	6 PK 1660
				CAM		ZRK 1128
				CAM		KT 1068
				W-P; CAM		KT 1068 W1

1.8 i Aut.

1761 ccm	74 kW	LFZ (XU7JP)	04.97 - 09.00	ALT	+ AC	6 PK 1660
				ALT	AMP: 70,8; - AC	6 PK 1070
				ALT	AMP: 90; - AC	6 PK 1078
				CAM		ZRK 1128
				CAM		KT 1068
				W-P; CAM		KT 1068 W1

1.8 i 16V

1761 ccm	81 kW	LFY (XU7JP4)	04.97 - 09.00	ALT	- AC	6 PK 1078
----------	-------	--------------	---------------	-----	------	-----------



CITROËN

XSARA (N1)

1.8 i 16V

1761 ccm	81 kW	LFY (XU7JP4)	04.97 - 09.00	ALT	+ AC	6 PK 1660
				CAM		ZRK 1029
				CAM	FROM ORGA-NO.: 8470	KT 1309
				CAM	UNTIL ORGA-NO.: 8469	KT 1216

2.0 16V

1998 ccm	97 kW	RFV (XU10J4R)	07.98 - 09.00	ALT	- AC	6 PK 1165
				ALT	+ AC	6 PK 1605
				CAM		ZRK 1029
				CAM		KT 1216
				W-P; CAM		KT 1216 W1

2.0 16V

1997 ccm	100 kW	RFN (EW10J4)	09.00 - 03.05	ALT	- AC	6 PK 1205
				ALT	+ AC	6 PK 1725
				CAM		ZRK 1149
				CAM		KT 1244
				W-P; CAM	OPT	KT 1244 W3

2.0 16V

1998 ccm	120 kW	RFS (XU10J4RS)	04.97 - 09.00	ALT	- AC	6 PK 1165
				ALT	+ AC	6 PK 1605
				CAM	FROM: 09.00; FROM ORGA-NO.: 08547	ZRK 1460
				CAM	UNTIL: 08.00; UNTIL ORGA-NO.: 08546	ZRK 1029
				CAM	UNTIL: 08.00; UNTIL ORGA-NO.: 08546	KT 1216
				W-P; CAM	UNTIL ORGA-NO.: 08546	KT 1216 W1

1.4 HDi

1398 ccm	50 kW	8HX (DV4TD)	01.03 - 03.05	ALT	- AC	6 PK 1345
				ALT	+ AC	6 PK 1710
				CAM		ZRK 1441
				CAM		KT 1328
				W-P; CAM	UNTIL ORGA-NO.: 10160	KT 1328 W4

1.5 D

1527 ccm	42 kW	VJZ (TUD5)	04.97 - 09.00	ALT	FROM: 05.98	5 PK 962
				CAM		ZRK 1262
				CAM		KT 1084
				W-P; CAM		KT 1084 W1

1.8 D

1769 ccm	43 kW	161A (XUD7);A9A (XUD7)	04.97 - 09.00	ALT	- AC; - PS	6 PK 730
				ALT	+ AC	6 PK 1740
				ALT	+ PS; - AC	6 PK 1130
				CAM		ZRK 1262
				CAM		KT 1040

1.8 TD

1761 ccm	66 kW		10.97 - 09.00	ALT	- AC	6 PK 1078
				ALT	+ AC	6 PK 1660
				CAM		ZRK 1262
				CAM		KT 1040

1.9 D

1868 ccm	51 kW	WJY (DW8B);WJZ (DW8)	07.98 - 03.05	ALT	- AC; - PS	6 PK 865
				ALT	+ AC; - PS	6 PK 1038
				ALT	+ AC; + PS	6 PK 1751
				ALT	FROM: 10.99; MTR-CODE: DW8; FROM ORGA-NO.: 8375; + PS; - AC	6 PK 1440
				ALT	MTR-CODE: DW8B; - AC	6 PK 1440
				ALT	MTR-CODE: DW8B; + AC	6 PK 1735
				ALT	UNTIL: 10.99; UNTIL ORGA-NO.: 8374; + PS; - AC	6 PK 1390
				CAM		ZRK 1351
				CAM		KT 1433
				W-P; CAM		KT 1517 W1

1.9 D

1905 ccm	50 kW	DJY (XUD9A)	04.97 - 09.00	ALT	- AC; - PS	6 PK 730
				ALT	+ AC	6 PK 1740
				ALT	+ PS; - AC	6 PK 1130
				CAM		ZRK 1262
				CAM		KT 1040
				W-P; CAM	UNTIL: 09.98	KT 1040 W1

1.9 SD

1905 ccm	55 kW	DHV (XUD9BSD)	01.98 - 09.00	ALT	- AC; - PS	6 PK 730
----------	-------	---------------	---------------	-----	------------	----------



CITROËN

XSARA (N1)

1.9 SD

1905 ccm	55 kW	DHV (XUD9BSD)	01.98 - 09.00	ALT	+ AC	6 PK 1740
				ALT	+ PS; - AC	6 PK 1130
				CAM		ZRK 1262
				CAM		KT 1040
				W-P; CAM		KT 1040 W3

1.9 TD

1905 ccm	66 kW	DHY (XUD9TE/Y)	04.97 - 09.00	ALT	- AC; - PS	6 PK 730
				ALT	+ AC	6 PK 1740
				ALT	+ PS; - AC	6 PK 1130
				CAM		ZRK 1262
				CAM		KT 1040
				W-P; CAM		KT 1040 W1

2.0 HDi 90

1997 ccm	66 kW	RHY (DW10TD)	02.99 - 03.05	ALT	FROM: 09.99; - AC	6 PK 1470
				ALT	FROM: 09.99; + AC	6 PK 1740
				CAM		ZRK 1352
				CAM	FROM ORGA-NO.: 08736	KT 1518
				CAM	UNTIL ORGA-NO.: 08735	KT 1327
				W-P; CAM	FROM ORGA-NO.: 08736	KT 1518 W1
				W-P; CAM	UNTIL ORGA-NO.: 08735	KT 1327 W1

2.0 HDi 109

1997 ccm	80 kW	RHZ (DW10ATED)	05.01 - 03.05	ALT	- AC	6 PK 1470
				ALT	+ AC	6 PK 1740
				CAM		ZRK 1352
				CAM	FROM ORGA-NO.: 08736	KT 1518
				CAM	UNTIL ORGA-NO.: 08735	KT 1327
				CAM	MTR-CODE: DW10ATED	KT 1534 W1
				W-P; CAM	FROM ORGA-NO.: 08736	KT 1518 W1
				W-P; CAM	UNTIL ORGA-NO.: 08735	KT 1327 W1

XSARA Break (N2)

1.4 i

1360 ccm	55 kW	KFW (TU3JP);KFX (TU3JP)	10.97 - 08.05	ALT	- AC; - PS	AVX 10 x 715
				ALT	FROM: 05.98; + AC	4 PK 855
				ALT	FROM: 05.98; + PS; - AC	4 PK 855
				ALT	FROM: 05.98; UNTIL: 08.00; + AC	4 PK 855
				ALT	FROM: 05.98; UNTIL: 08.00; + PS; - AC	4 PK 855
				ALT	FROM: 09.00; - AC	6 PK 1450
				ALT	FROM: 09.00; + AC	6 PK 1565
				PS	FROM: 05.98; - AC	5 PK 830
				PS	FROM: 05.98; + AC	5 PK 1255
				CAM	FROM MTR-NO: 3666766	ZRK 1457
				CAM	UNTIL MTR-NO: 3666765	ZRK 1118
				CAM	FROM MTR-NO: 3666766	KT 1370
				CAM	UNTIL MTR-NO: 3666765	KT 1019
				W-P; CAM	FROM MTR-NO: 3666766	KT 1370 W1
				W-P; CAM	UNTIL MTR-NO: 3666765	KT 1019 W1

1.6 i

1587 ccm	65 kW	NFZ (TU5JP)	10.97 - 09.00	ALT	- AC; - PS	AVX 10 x 715
				ALT	FROM: 05.98; + AC	4 PK 855
				ALT	FROM: 05.98; + PS; - AC	4 PK 855
				PS	FROM: 05.98; - AC	5 PK 880
				PS	FROM: 05.98; + AC	5 PK 1255
				CAM		ZRK 1110
				CAM		KT 1063
				W-P; CAM		KT 1063 W1

1.6 16V

1587 ccm	80 kW	NFU (TU5JP4)	09.00 - 08.05	ALT	- AC	6 PK 1450
				ALT	+ AC	6 PK 1565
				CAM		ZRK 1537
				CAM	FROM MTR-NO: 1806405	KT 1332
				CAM	UNTIL MTR-NO: 1806404	KT 1330
				W-P; CAM	FROM MTR-NO: 1806405	KT 1332 W1
				W-P; CAM	UNTIL MTR-NO: 1806404	KT 1330 W1

1.8 i

1761 ccm	66 kW	LFX (XU7JB)	10.97 - 09.00	ALT	FROM: 05.98; - AC	6 PK 1078
----------	-------	-------------	---------------	-----	-------------------	-----------



CITROËN

XSARA Break (N2)

1.8 i

1761 ccm	66 kW	LFX (XU7JB)	10.97 - 09.00	ALT	FROM: 05.98; + AC	6 PK 1660
				CAM		ZRK 1128
				CAM		KT 1068
				W-P; CAM		KT 1068 W1

1.8 i Aut.

1761 ccm	74 kW	LFZ (XU7JP)	10.97 - 09.00	ALT	+ AC	6 PK 1660
				ALT	AMP: 70,8; - AC	6 PK 1070
				ALT	AMP: 90; - AC	6 PK 1078
				CAM		ZRK 1128
				CAM		KT 1068
				W-P; CAM		KT 1068 W1

1.8 i 16V

1761 ccm	81 kW	LFY (XU7JP4)	10.97 - 09.00	ALT	FROM: 05.98; - AC	6 PK 1078
				ALT	FROM: 05.98; + AC	6 PK 1660
				CAM		ZRK 1029
				CAM	FROM ORGA-NO.: 8470	KT 1309
				CAM	UNTIL ORGA-NO.: 8469	KT 1216

2.0 16V

1998 ccm	97 kW	RFV (XU10J4R)	07.98 - 09.00	ALT	- AC	6 PK 1165
				ALT	+ AC	6 PK 1605
				CAM		ZRK 1029
				CAM		KT 1216
				W-P; CAM		KT 1216 W1

2.0 16V

1997 ccm	100 kW	RFN (EW10J4)	09.00 - 08.05	ALT	- AC	6 PK 1205
				ALT	+ AC	6 PK 1725
				CAM		ZRK 1149
				CAM		KT 1244
				W-P; CAM	OPT	KT 1244 W3

1.4 HDi

1398 ccm	50 kW	8HX (DV4TD)	01.03 - 08.05	ALT	- AC	6 PK 1345
				ALT	+ AC	6 PK 1710
				CAM		ZRK 1441
				CAM		KT 1328
				W-P; CAM	UNTIL ORGA-NO.: 10160	KT 1328 W4

1.5 D

1527 ccm	42 kW	VJZ (TUD5)	10.97 - 09.00	ALT		5 PK 962
				CAM		ZRK 1262
				CAM		KT 1084
				W-P; CAM		KT 1084 W1

1.8 D

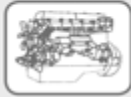
1769 ccm	43 kW	A9A (XUD7)	10.97 - 09.00	ALT	- AC; - PS	6 PK 730
				ALT	+ AC	6 PK 1740
				ALT	+ PS; - AC	6 PK 1130
				CAM		ZRK 1262
				CAM		KT 1040

1.9 D

1868 ccm	51 kW	WJY (DW8B);WJZ (DW8)	07.98 - 08.05	ALT	- AC; - PS	6 PK 865
				ALT	+ AC; - PS	6 PK 1038
				ALT	+ AC; + PS	6 PK 1751
				ALT	FROM: 10.99; MTR-CODE: DW8; FROM ORGA-NO.: 8375; + PS; - AC	6 PK 1440
				ALT	MTR-CODE: DW8B; - AC	6 PK 1440
				ALT	MTR-CODE: DW8B; + AC	6 PK 1735
				ALT	UNTIL: 10.99; UNTIL ORGA-NO.: 8374; + PS; - AC	6 PK 1390
				CAM		ZRK 1351
				CAM		KT 1433
				W-P; CAM		KT 1517 W1

1.9 D

1905 ccm	50 kW	DJY (XUD9A)	10.97 - 09.00	ALT	- AC; - PS	6 PK 730
				ALT	+ AC	6 PK 1740
				ALT	+ PS; - AC	6 PK 1130
				CAM		ZRK 1262
				CAM		KT 1040
				W-P; CAM	UNTIL: 09.98	KT 1040 W1



CITROËN

XSARA Break (N2)

1.9 D

1905 ccm	55 kW	DHV (XUD9BSD)	01.98 - 09.00	ALT	FROM: 05.98; - AC; - PS	6 PK 730
				ALT	FROM: 05.98; + AC	6 PK 1740
				ALT	FROM: 05.98; + PS; - AC	6 PK 1130
				CAM		ZRK 1262
				CAM		KT 1040
				W-P; CAM		KT 1040 W3

1.9 TD

1905 ccm	66 kW	DHY (XUD9TE/Y)	10.97 - 09.00	ALT	FROM: 05.98; - AC; - PS	6 PK 730
				ALT	FROM: 05.98; + AC	6 PK 1740
				ALT	FROM: 05.98; + PS; - AC	6 PK 1130
				CAM		ZRK 1262
				CAM		KT 1040
				W-P; CAM		KT 1040 W1

2.0 HDI 90

1997 ccm	66 kW	RHY (DW10TD)	02.99 - 08.05	ALT	FROM: 06.99; - AC	6 PK 1470
				ALT	FROM: 06.99; + AC	6 PK 1740
				CAM		ZRK 1352
				CAM	FROM ORGA-NO.: 08736	KT 1518
				CAM	UNTIL ORGA-NO.: 08735	KT 1327
				W-P; CAM	FROM ORGA-NO.: 08736	KT 1518 W1
				W-P; CAM	UNTIL ORGA-NO.: 08735	KT 1327 W1

2.0 HDi 109

1997 ccm	80 kW	RHZ (DW10ATED)	05.01 - 08.05	ALT	- AC	6 PK 1470
				ALT	+ AC	6 PK 1740
				CAM		ZRK 1352
				CAM	FROM ORGA-NO.: 08736	KT 1518
				CAM	UNTIL ORGA-NO.: 08735	KT 1327
				CAM		KT 1534 W1
				W-P; CAM	FROM ORGA-NO.: 08736	KT 1518 W1
				W-P; CAM	UNTIL ORGA-NO.: 08735	KT 1327 W1

XSARA Coupe (N0)

1.4 i

1360 ccm	55 kW	KFW (TU3JP);KFX (TU3JP)	03.98 - 03.05	ALT		AVX 10 x 715
				ALT	FROM: 09.00; - AC	6 PK 1450
				ALT	FROM: 09.00; + AC	6 PK 1565
				ALT	UNTIL: 08.00; + AC	4 PK 855
				ALT	UNTIL: 08.00; + PS; - AC	4 PK 855
				PS	UNTIL: 04.98; UNTIL ORGA-NO.: 7832; - AC	5 PK 880
				PS	UNTIL: 08.00; + AC	5 PK 1255
				PS	UNTIL: 08.00; FROM ORGA-NO.: 7883; - AC	5 PK 830
				CAM	FROM MTR-NO: 3666766	ZRK 1457
				CAM	UNTIL MTR-NO: 3666765	ZRK 1118
				CAM	FROM MTR-NO: 3666766	KT 1370
				CAM	UNTIL MTR-NO: 3666765	KT 1019
				W-P; CAM	FROM MTR-NO: 3666766	KT 1370 W1
				W-P; CAM	UNTIL MTR-NO: 3666765	KT 1019 W1

1.6 i

1587 ccm	65 kW	NFZ (TU5JP)	02.98 - 09.00	ALT	+ AC	4 PK 855
				ALT	+ PS; - AC	4 PK 855
				PS	- AC	5 PK 880
				PS	+ AC	5 PK 1255
				CAM		ZRK 1110
				CAM		KT 1063

1.6 16V

1587 ccm	80 kW	NFU (TU5JP4)	09.00 - 03.05	ALT	- AC	6 PK 1450
				ALT	+ AC	6 PK 1565
				CAM		ZRK 1537
				CAM	FROM MTR-NO: 1806405	KT 1332
				CAM	UNTIL MTR-NO: 1806404	KT 1330
				W-P; CAM	FROM MTR-NO: 1806405	KT 1332 W1
				W-P; CAM	UNTIL MTR-NO: 1806404	KT 1330 W1

1.8 i

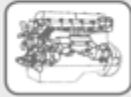
1761 ccm	66 kW	LFX (XU7JB)	02.98 - 09.00	ALT	- AC	6 PK 1078
				ALT	+ AC	6 PK 1660
				CAM		ZRK 1128



CITROËN

XSARA Coupe (N0)

1.8 i						
1761 ccm	66 kW	LFX (XU7JB)	02.98 - 09.00	CAM		KT 1068
				W-P; CAM		KT 1068 W1
1.8 i						
1761 ccm	74 kW	LFZ (XU7JP)	02.98 - 09.00	ALT	+ AC	6 PK 1660
				ALT	AMP: 70,8; - AC	6 PK 1070
				ALT	AMP: 90; - AC	6 PK 1078
1.8 i 16V						
1761 ccm	81 kW	LFY (XU7JP4)	02.98 - 09.00	ALT	- AC	6 PK 1078
				ALT	+ AC	6 PK 1660
				CAM		ZRK 1029
				CAM	FROM ORGA-NO.: 8470	KT 1309
				CAM	UNTIL ORGA-NO.: 8469	KT 1216
2.0 16V						
1997 ccm	100 kW	RFN (EW10J4)	09.00 - 03.05	ALT	- AC	6 PK 1205
				ALT	+ AC	6 PK 1725
				CAM		ZRK 1149
				CAM		KT 1244
				W-P; CAM	OPT	KT 1244 W3
2.0 i 16V						
1998 ccm	120 kW	RFS (XU10J4RS)	02.98 - 03.05	ALT	- AC	6 PK 1165
				ALT	+ AC	6 PK 1605
				CAM	FROM: 09.00; FROM ORGA-NO.: 08547	ZRK 1460
				CAM	UNTIL: 08.00; UNTIL ORGA-NO.: 08546	ZRK 1029
				CAM	UNTIL: 08.00; UNTIL ORGA-NO.: 08546	KT 1216
				W-P; CAM		KT 1216 W1
1.4 HDi						
1398 ccm	50 kW	8HX (DV4TD)	01.03 - 03.05	ALT	FROM: 05.03; - AC	6 PK 1345
				ALT	FROM: 05.03; + AC	6 PK 1710
				CAM		ZRK 1441
				CAM		KT 1328
				W-P; CAM	UNTIL ORGA-NO.: 10160	KT 1328 W4
1.9 D						
1868 ccm	51 kW	WJY (DW8B);WJZ (DW8)	02.99 - 03.05	ALT	FROM: 06.99; - AC; - PS	6 PK 865
				ALT	FROM: 06.99; + AC; - PS	6 PK 1038
				ALT	FROM: 06.99; + AC; + PS	6 PK 1751
				ALT	FROM: 06.99; MTR-CODE: DW8B; - AC	6 PK 1440
				ALT	FROM: 06.99; MTR-CODE: DW8B; + AC	6 PK 1735
				ALT	FROM: 06.99; UNTIL: 10.99; UNTIL ORGA-NO.: 8374; + PS; - AC	6 PK 1390
				ALT	FROM: 10.99; MTR-CODE: DW8; FROM ORGA-NO.: 8375; + PS; - AC	6 PK 1440
				CAM		ZRK 1351
				CAM		KT 1433
				W-P; CAM		KT 1517 W1
1.9 D						
1905 ccm	50 kW	DJY (XUD9A)	02.98 - 09.00	ALT	- AC; - PS	6 PK 730
				ALT	+ AC	6 PK 1740
				ALT	+ PS; - AC	6 PK 1130
				CAM		ZRK 1262
				CAM		KT 1040
				W-P; CAM	UNTIL: 09.98	KT 1040 W1
1.9 TD						
1905 ccm	66 kW	DHY (XUD9TE/Y)	02.98 - 09.00	ALT	- AC; - PS	6 PK 730
				ALT	+ AC	6 PK 1740
				ALT	+ PS; - AC	6 PK 1130
				CAM		ZRK 1262
				CAM		KT 1040
				W-P; CAM		KT 1040 W1
2.0 HDI 90						
1997 ccm	66 kW	RHY (DW10TD)	02.99 - 03.05	ALT	FROM: 06.99; - AC	6 PK 1470
				ALT	FROM: 06.99; + AC	6 PK 1740
				CAM		ZRK 1352
				CAM	FROM ORGA-NO.: 08736	KT 1518
				CAM	UNTIL ORGA-NO.: 08735	KT 1327
				W-P; CAM	FROM ORGA-NO.: 08736	KT 1518 W1
				W-P; CAM	UNTIL ORGA-NO.: 08735	KT 1327 W1



CITROËN

XSARA Coupe (N0)

2.0 HDi 109

1997 ccm	80 kW	RHZ (DW10ATED)	05.01 - 03.05	ALT	- AC	6 PK 1470
				ALT	+ AC	6 PK 1740
				CAM		ZRK 1352
				CAM	FROM ORGA-NO.: 08736	KT 1518
				CAM	UNTIL ORGA-NO.: 08735	KT 1327
				CAM		KT 1534 W1
				W-P; CAM	FROM ORGA-NO.: 08736	KT 1518 W1
				W-P; CAM	UNTIL ORGA-NO.: 08735	KT 1327 W1

XSARA PICASSO (N68)

1.6

1587 ccm	65 kW	NFZ (TU5JP)	12.99 -	ALT	- AC	6 PK 1450
				ALT	+ AC	6 PK 1565
				CAM		ZRK 1110
				CAM		KT 1063
				W-P; CAM		KT 1063 W1

1.6

1587 ccm	67 kW		06.02 -	ALT	- AC	6 PK 1450
				ALT	+ AC	6 PK 1560

1.6

1587 ccm	70 kW	NFV (TU5JP)	12.99 -	ALT	FROM: 09.00; - AC	6 PK 1450
				ALT	FROM: 09.00; UNTIL: 12.01; UNTIL ORGA-NO.: 09162; + AC	6 PK 1565
				ALT	FROM: 12.01; FROM ORGA-NO.: 09163; + AC	6 PK 1560
				CAM		ZRK 1110
				CAM		KT 1063
				W-P; CAM		KT 1063 W1

1.6 16V

1587 ccm	80 kW	NFU (TU5JP4)	09.05 -	ALT	- AC	6 PK 1450
				ALT	AMP: 120; MOD: NFU/N6A; + AC	6 PK 1700
				ALT	AMP: 80; MOD: NFU/N6A; + AC	6 PK 1565
				CAM		ZRK 1110
				CAM		ZRK 1537
				CAM		KT 1063
				CAM		KT 1332
				W-P; CAM		KT 1332 W1

1.8 16V

1749 ccm	85 kW	6FZ (EW7J4)	02.00 -	ALT	- AC	6 PK 1205
				ALT	+ AC	6 PK 1725
				CAM	MTR-CODE: 6FZ(EW7J4)	ZRK 1149
				CAM	MTR-CODE: LFY(XU7JP4)	ZRK 1029
				CAM	MTR-CODE: 6FZ	KT 1244
				CAM	MTR-CODE: LFY; FROM ORGA-NO.: 8470	KT 1309
				CAM	MTR-CODE: LFY; UNTIL ORGA-NO.: 8469	KT 1216
				W-P; CAM	MTR-CODE: 6FZ; OPT	KT 1244 W3

2.0 16V

1997 ccm	100 kW	RFN (EW10J4)	01.03 -	ALT	- AC	6 PK 1205
				ALT	+ AC	6 PK 1725
				CAM		ZRK 1149
				CAM		KT 1244
				W-P; CAM	OPT	KT 1244 W3

1.6 HDi

1560 ccm	66 kW		09.05 -	ALT	- AC	6 PK 1345
				ALT	+ AC	6 PK 1710
				CAM		ZRK 1460
				CAM		KT 1390
				W-P; CAM	MTR-CODE: DV6ATED4	KT 1390 W1

1.6 HDi

1560 ccm	80 kW	9HY (DV6TED4)	05.04 -	ALT	- AC	6 PK 1345
				ALT	+ AC	6 PK 1710
				CAM		ZRK 1460
				CAM		KT 1390
				W-P; CAM		KT 1390 W1

2.0 HDi

1997 ccm	66 kW	RHY (DW10TD)	12.99 -	ALT	- AC	6 PK 1470
				ALT	+ AC	6 PK 1740



CITROËN

XSARA PICASSO (N68)

2.0 HDi						
1997 ccm	66 kW	RHY (DW10TD)	12.99 -	CAM		ZRK 1352
				CAM	FROM ORGA-NO.: 08736	KT 1518
				CAM	UNTIL ORGA-NO.: 08735	KT 1327
				W-P; CAM	FROM ORGA-NO.: 08736	KT 1518 W1
				W-P; CAM	UNTIL ORGA-NO.: 08735	KT 1327 W1

ZX (N2)

1,1						
1124 ccm	40 kW	H1A;H1B	03.91 - 08.93	AC-C	- PS	5 PK 805
				ALT	+ AC	4 PK 855
				PS	- AC	5 PK 880
				PS	+ AC	5 PK 1255

1.1						
1124 ccm	44 kW	HDZ (TU1M)	03.91 - 06.97	AC-C	- PS	5 PK 805
				ALT	+ AC	4 PK 855
				PS	- AC	5 PK 880
				PS	+ AC	5 PK 1255
				CAM		ZRK 1114
				CAM		KT 1013
				W-P; CAM		KT 1013 W1

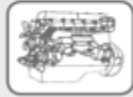
1.4						
1360 ccm	55 kW	KDZ (TU3M/Z)	03.91 - 06.97	ALT		AVX 10 x 710
				AC-C	FROM: 07.92; FROM ORGA-NO.: 5714; - PS	5 PK 805
				AC-C	UNTIL: 06.92; UNTIL ORGA-NO.: 5713; - PS	4 PK 813
				ALT	+ AC; - PS	4 PK 855
				ALT	+ AC; + PS	4 PK 855
				ALT	+ PS; - AC	4 PK 855
				PS	- AC	5 PK 880
				PS	+ AC	5 PK 1255
				CAM	MTR-CODE: TU3-2;TU3JP;TU3M;TU3MC	ZRK 1118
				CAM	MTR-CODE: TU3-2;TU3JP;TU3M;TU3MC	KT 1019
				W-P; CAM		KT 1019 W1

1.4 i						
1360 ccm	55 kW	KDX (TU3M/Z);KDZ (TU3M/Z);KFX (TU3JP)	03.91 - 06.97	ALT		AVX 10 x 710
				AC-C	FROM: 07.92; FROM ORGA-NO.: 5714; - PS	5 PK 805
				AC-C	UNTIL: 06.92; UNTIL ORGA-NO.: 5713; - PS	4 PK 813
				ALT	+ AC; - PS	4 PK 855
				ALT	+ AC; + PS	4 PK 855
				ALT	+ PS; - AC	4 PK 855
				PS	- AC	5 PK 880
				PS	+ AC	5 PK 1255
				CAM	MTR-CODE: TU3-2;TU3JP;TU3M;TU3MC	ZRK 1118
				CAM	MTR-CODE: TU3-2;TU3JP;TU3M;TU3MC	KT 1019
				W-P; CAM	MTR-CODE: KFX [TU3JP]	KT 1019 W1

1.6 i						
1580 ccm	65 kW	BDY (XU5M);BFZ (XU5JP)	03.91 - 06.97	AC-C		4 PK 841
				ALT	- PS	4 PK 698
				ALT	+ PS	4 PK 954
				CAM	FROM ORGA-NO.: 5546	ZRK 1128
				CAM	UNTIL ORGA-NO.: 5545	ZRK 1125
				CAM	FROM: 01.92	KT 1068
				CAM	UNTIL: 01.92	KT 1026
				W-P; CAM	FROM: 02.92	KT 1068 W1
				W-P; CAM	UNTIL: 01.92	KT 1026 W1

1.6						
1580 ccm	66 kW		07.94 - 10.97	ALT	- AC; - PS	6 PK 698
				ALT	+ AC; - PS	6 PK 1100
				ALT	+ AC; + PS	6 PK 1660
				ALT	AMP: 70,8; + PS; - AC	6 PK 1070
				ALT	AMP: 90; FOR: MITSUBISHI; + PS; - AC	6 PK 1078

1.8 i						
1761 ccm	74 kW	LFZ (XU7JP)	07.92 - 06.97	ALT	- AC; - PS	6 PK 698
				ALT	+ AC; - PS	6 PK 1100
				ALT	+ AC; + PS	6 PK 1660
				ALT	AMP: 70,8; FOR: VALEO; + PS; - AC	6 PK 1070
				ALT	AMP: 90; FOR: MITSUBISHI; + PS; - AC	6 PK 1078



CITROËN

ZX (N2)

1.8 i

1761 ccm	74 kW	LFZ (XU7JP)	07.92 - 06.97	CAM CAM W-P; CAM	ZRK 1128 KT 1068 KT 1068 W1
----------	-------	-------------	---------------	------------------------	-----------------------------------

1.8

1761 ccm	76 kW		07.94 - 10.97	ALT - AC; - PS ALT + AC; - PS ALT + AC; + PS ALT AMP: 70,8; FOR: VALEO; + PS; - AC ALT AMP: 90; FOR: MITSUBISHI; + PS; - AC	6 PK 698 6 PK 1100 6 PK 1660 6 PK 1070 6 PK 1078
----------	-------	--	---------------	---	--

1.8 i 16V

1761 ccm	81 kW	LFY (XU7JP4)	01.96 - 06.97	ALT - AC ALT + AC CAM CAM	6 PK 1078 6 PK 1660 ZRK 1029 KT 1216
----------	-------	--------------	---------------	------------------------------------	---

1.8

1761 ccm	82 kW	LFY (XU7JP4)	04.96 - 10.97	ALT - AC ALT + AC	6 PK 1078 6 PK 1660
----------	-------	--------------	---------------	----------------------	------------------------

1.9 i

1905 ccm	88 kW	DKZ (XU9JA)	03.91 - 06.97	AC-C ALT - PS ALT + PS CAM FROM ORGA-NO.: 5546 CAM UNTIL ORGA-NO.: 5545 CAM FROM ORGA-NO.: 5546 CAM UNTIL ORGA-NO.: 5545 W-P; CAM FROM: 02.92 W-P; CAM UNTIL: 01.92	4 PK 841 4 PK 698 4 PK 954 ZRK 1128 ZRK 1125 KT 1068 KT 1026 KT 1068 W1 KT 1026 W1
----------	-------	-------------	---------------	---	--

1.9

1905 ccm	93 kW	D6E (XU9JA)	03.91 - 06.97	W-P; CAM FROM: 02.92 W-P; CAM UNTIL: 01.92	KT 1068 W1 KT 1026 W1
----------	-------	-------------	---------------	---	--------------------------

2.0 i

1998 ccm	89 kW	RFX (XU10J2C)	07.92 - 06.97	ALT - AC; - PS ALT + AC; - PS ALT + AC; + PS ALT AMP: 70,8; FOR: VALEO; + PS; - AC ALT AMP: 90; FOR: MITSUBISHI; + PS; - AC CAM CAM W-P; CAM	6 PK 698 6 PK 1100 6 PK 1660 6 PK 1070 6 PK 1078 ZRK 1128 KT 1068 KT 1068 W2
----------	-------	---------------	---------------	---	---

2.0

1998 ccm	90 kW	RFX (XU10J2C)	07.94 - 10.97	ALT - AC; - PS ALT + AC; - PS ALT + AC; + PS ALT AMP: 70,8; FOR: VALEO; + PS; - AC ALT AMP: 90; FOR: MITSUBISHI; + PS; - AC	6 PK 698 6 PK 1100 6 PK 1660 6 PK 1070 6 PK 1078
----------	-------	---------------	---------------	---	--

2.0 i 16V

1998 ccm	110 kW	RFT (XU10J4/Z)	06.94 - 06.97	ALT + AC ALT AMP: 70,8; FOR: VALEO; - AC ALT AMP: 90; FOR: MITSUBISHI; - AC CAM	6 PK 1660 6 PK 1070 6 PK 1078 ZRK 1138
----------	--------	----------------	---------------	--	---

2.0 i 16V

1998 ccm	112 kW	RFT (XU10J4/Z);RFY (XU10J4/Z)	07.92 - 10.94	ALT + AC ALT AMP: 70,8; FOR: VALEO; - AC ALT AMP: 90; FOR: MITSUBISHI; - AC CAM	6 PK 1660 6 PK 1070 6 PK 1078 ZRK 1138
----------	--------	-------------------------------	---------------	--	---

2.0 i 16V

1998 ccm	120 kW	RFS (XU10J4RS)	05.96 - 06.97	ALT - AC ALT + AC CAM CAM W-P; CAM	6 PK 1165 6 PK 1605 ZRK 1029 KT 1216 KT 1216 W1
----------	--------	----------------	---------------	--	---

2.0

1998 ccm	122 kW	RFS (XU10J4RS)	09.96 - 10.97	ALT - AC ALT + AC	6 PK 1165 6 PK 1605
----------	--------	----------------	---------------	----------------------	------------------------



CITROËN

ZX (N2)

1.4 D							
1360 ccm	37 kW	K9Y (TUD3Y)	07.94 - 10.97	ALT	+ AC		6 PK 1700
				ALT	+ PS; - AC		6 PK 1130
1.8 D							
1769 ccm	44 kW	161A (XUD7)	06.93 - 06.97	ALT	- AC; - PS		6 PK 730
				ALT	+ AC; - PS		6 PK 1175
				ALT	FROM: 01.95; FROM ORGA-NO.: 6629; + AC; + PS		6 PK 1740
				ALT	FROM: 06.95; FROM ORGA-NO.: 6779; + PS; - AC		6 PK 1130
				ALT	UNTIL: 01.95; UNTIL ORGA-NO.: 6628; + AC; + PS		6 PK 1700
				ALT	UNTIL: 05.95; UNTIL ORGA-NO.: 6778; + PS; - AC		6 PK 1145
				CAM			ZRK 1262
				CAM	FROM: 03.94; FROM ORGA-NO.: 06265		KT 1040
				CAM	UNTIL: 12.93; UNTIL ORGA-NO.: 06264		KT 1479
				W-P; CAM	FROM ORGA-NO.: 06171; UNTIL ORGA-NO.: 07389		KT 1040 W1
				W-P; CAM	FROM ORGA-NO.: 07390		KT 1040 W3
1.9 D							
1905 ccm	47 kW	DJZ (XUD9Y)	03.91 - 06.97	VAC-P			AVX 10 x 650
				ALT	- AC; - PS		6 PK 730
				ALT	+ AC; - PS		6 PK 1175
				ALT	FROM: 01.95; FROM ORGA-NO.: 6629; + AC; + PS		6 PK 1740
				ALT	FROM: 03.93; UNTIL: 05.95; FROM ORGA-NO.: 5957; UNTIL ORGA-NO.: 6778; + PS; - AC		6 PK 1145
				ALT	FROM: 06.95; FROM ORGA-NO.: 6779; + PS; - AC		6 PK 1130
				ALT	UNTIL: 01.95; UNTIL ORGA-NO.: 6628; + AC; + PS		6 PK 1700
				ALT	UNTIL: 02.93; UNTIL ORGA-NO.: 5956; + PS; - AC		6 PK 1130
				CAM			ZRK 1262
				CAM	FROM: 03.94; FROM ORGA-NO.: 06265		KT 1040
				CAM	UNTIL ORGA-NO.: 06264; UNTIL: 12.93		KT 1479
				W-P; CAM	FROM ORGA-NO.: 06171; UNTIL ORGA-NO.: 07389		KT 1040 W1
				W-P; CAM	FROM ORGA-NO.: 07390		KT 1040 W3
1.9 D							
1905 ccm	50 kW	D9B (XUD9A/U);DJY (XUD9A)	07.93 - 06.97	VAC-P			AVX 10 x 650
				ALT	- AC; - PS		6 PK 730
				ALT	+ AC; - PS		6 PK 1175
				ALT	FROM: 01.95; FROM ORGA-NO.: 6629; + AC; + PS		6 PK 1740
				ALT	FROM: 06.95; FROM ORGA-NO.: 6779; + PS; - AC		6 PK 1130
				ALT	UNTIL: 01.95; UNTIL ORGA-NO.: 6628; + AC; + PS		6 PK 1700
				ALT	UNTIL: 05.95; UNTIL ORGA-NO.: 6778; + PS; - AC		6 PK 1145
				CAM			ZRK 1262
				CAM			KT 1040
				W-P; CAM	FROM ORGA-NO.: 06171; UNTIL ORGA-NO.: 07389		KT 1040 W1
				W-P; CAM	FROM ORGA-NO.: 07390		KT 1040 W3
1.9 DT							
1905 ccm	65 kW		07.94 - 10.97	ALT	- AC; - PS		6 PK 730
				ALT	+ AC; - PS		6 PK 1175
				ALT	FROM: 01.95; FROM ORGA-NO.: 6629; + AC; + PS		6 PK 1740
				ALT	FROM: 06.95; FROM ORGA-NO.: 6779; + PS; - AC		6 PK 1130
				ALT	UNTIL: 01.95; UNTIL ORGA-NO.: 6628; + AC; + PS		6 PK 1700
				ALT	UNTIL: 05.95; UNTIL ORGA-NO.: 6778; + PS; - AC		6 PK 1145
1.9 TD							
1905 ccm	66 kW	DHY (XUD9TE/Y)	07.92 - 06.97	VAC-P			AVX 10 x 650
				ALT	- AC; - PS		6 PK 730
				ALT	+ AC; - PS		6 PK 1175
				ALT	+ AC; + PS		6 PK 1700
				ALT	FROM: 03.93; FROM ORGA-NO.: 5957; + PS; - AC		6 PK 1145
				ALT	UNTIL: 02.93; UNTIL ORGA-NO.: 5956; + PS; - AC		6 PK 1130
				CAM			ZRK 1262
				CAM	FROM: 03.94; FROM ORGA-NO.: 06265		KT 1040
				CAM	UNTIL ORGA-NO.: 06264; UNTIL: 12.93		KT 1479
				W-P; CAM	FROM ORGA-NO.: 06171; UNTIL ORGA-NO.: 07389		KT 1040 W1
				W-P; CAM	FROM ORGA-NO.: 07390		KT 1040 W3
1.9 DT							
1905 ccm	68 kW		06.92 - 06.94	ALT	- AC; - PS		6 PK 730
				ALT	+ AC; - PS		6 PK 1175



CITROËN

ZX (N2)

1.9 DT

1905 ccm	68 kW		06.92 - 06.94	ALT	+ AC; + PS	6 PK 1700
				ALT	FROM: 03.93; FROM ORGA-NO.: 5957; + PS; - AC	6 PK 1145
				ALT	UNTIL: 02.93; UNTIL ORGA-NO.: 5956; + PS; - AC	6 PK 1130

ZX Break (N2)

1.4 i

1360 ccm	55 kW	KDX (TU3M/Z);KDY (TU3M);KFX (TU3JP)	10.93 - 10.97	ALT		AVX 10 x 710
				AC-C	FROM: 07.94; - PS	5 PK 805
				ALT	FROM: 07.94; + AC; - PS	4 PK 855
				ALT	FROM: 07.94; + AC; + PS	4 PK 855
				ALT	FROM: 07.94; + PS; - AC	4 PK 855
				PS	FROM: 07.94; - AC	5 PK 880
				PS	FROM: 07.94; + AC	5 PK 1255
				CAM	MTR-CODE: TU3-2;TU3JP;TU3M;TU3MC	ZRK 1118
				CAM	MTR-CODE: TU3-2;TU3JP;TU3M;TU3MC	KT 1019
				W-P; CAM	MTR-CODE: KFX [TU3JP]	KT 1019 W1

1.6 i

1580 ccm	65 kW	BDY (XU5M);BFZ (XU5JP)	10.93 - 10.97	ALT	FROM: 07.94; - AC; - PS	6 PK 698
				ALT	FROM: 07.94; + AC; - PS	6 PK 1100
				ALT	FROM: 07.94; + AC; + PS	6 PK 1660
				ALT	FROM: 07.94; AMP: 70,8; + PS; - AC	6 PK 1070
				ALT	FROM: 07.94; AMP: 90; FOR: MITSUBISHI; + PS; - AC	6 PK 1078
				CAM	FROM ORGA-NO.: 5546	ZRK 1128
				CAM	UNTIL ORGA-NO.: 5545	ZRK 1125
				CAM		KT 1068
				W-P; CAM		KT 1068 W1

1.8 i

1761 ccm	74 kW	LFZ (XU7JP)	10.93 - 10.97	ALT	FROM: 07.94; - AC; - PS	6 PK 698
				ALT	FROM: 07.94; + AC; - PS	6 PK 1100
				ALT	FROM: 07.94; + AC; + PS	6 PK 1660
				ALT	FROM: 07.94; AMP: 70,8; FOR: VALEO; + PS; - AC	6 PK 1070
				ALT	FROM: 07.94; AMP: 90; FOR: MITSUBISHI; + PS; - AC	6 PK 1078
				CAM		ZRK 1128
				CAM		KT 1068
				W-P; CAM		KT 1068 W1

1.8 i 16V

1761 ccm	81 kW	LFY (XU7JP4)	01.96 - 02.98	ALT	- AC	6 PK 1078
				ALT	+ AC	6 PK 1660
				CAM		ZRK 1029
				CAM		KT 1216

1.8 D

1769 ccm	44 kW	161A (XUD7)	10.93 - 10.97	ALT	- AC; - PS	6 PK 730
				ALT	+ AC; - PS	6 PK 1175
				ALT	FROM: 01.95; FROM ORGA-NO.: 6629; + AC; + PS	6 PK 1740
				ALT	FROM: 06.95; FROM ORGA-NO.: 6779; + PS; - AC	6 PK 1130
				ALT	UNTIL: 01.95; UNTIL ORGA-NO.: 6628; + AC; + PS	6 PK 1700
				ALT	UNTIL: 05.95; UNTIL ORGA-NO.: 6778; + PS; - AC	6 PK 1145
				CAM		ZRK 1262
				CAM	FROM: 03.94; FROM ORGA-NO.: 06265	KT 1040
				W-P; CAM	FROM ORGA-NO.: 06171; UNTIL ORGA-NO.: 07389	KT 1040 W1
				W-P; CAM	FROM ORGA-NO.: 07390	KT 1040 W3

1.9 D

1905 ccm	47 kW	DJZ (XUD9Y)	10.93 - 10.97	VAC-P		AVX 10 x 650
				ALT	- AC; - PS	6 PK 730
				ALT	+ AC; - PS	6 PK 1175
				ALT	FROM: 01.95; FROM ORGA-NO.: 6629; + AC; + PS	6 PK 1740
				ALT	FROM: 06.95; FROM ORGA-NO.: 6779; + PS; - AC	6 PK 1130
				ALT	UNTIL: 01.95; UNTIL ORGA-NO.: 6628; + AC; + PS	6 PK 1700
				ALT	UNTIL: 05.95; UNTIL ORGA-NO.: 6778; + PS; - AC	6 PK 1145
				CAM		ZRK 1262
				CAM	FROM: 03.94; FROM ORGA-NO.: 06265	KT 1040
				CAM	UNTIL: 12.93; UNTIL ORGA-NO.: 06264	KT 1479
				W-P; CAM	FROM ORGA-NO.: 06171; UNTIL ORGA-NO.: 07389	KT 1040 W1



CITROËN

ZX Break (N2)

1.9 D						
1905 ccm	47 kW	DJZ (XUD9Y)	10.93 - 10.97	W-P; CAM	FROM ORGA-NO.: 07390	KT 1040 W3
1.9 D						
1905 ccm	50 kW	D9B (XUD9A/U)	06.94 - 10.97	VAC-P		AVX 10 x 650
				ALT	- AC; - PS	6 PK 730
				ALT	+ AC; - PS	6 PK 1175
				ALT	FROM: 01.95; FROM ORGA-NO.: 6629; + AC; + PS	6 PK 1740
				ALT	FROM: 06.95; FROM ORGA-NO.: 6779; + PS; - AC	6 PK 1130
				ALT	UNTIL: 01.95; UNTIL ORGA-NO.: 6628; + AC; + PS	6 PK 1700
				ALT	UNTIL: 05.95; UNTIL ORGA-NO.: 6778; + PS; - AC	6 PK 1145
				CAM		ZRK 1262
				CAM		KT 1040
				W-P; CAM	FROM PROD.-NO.: 06171; UNTIL PROD.-NO.: 07389	KT 1040 W1
				W-P; CAM	FROM PROD.-NO.: 07390	KT 1040 W3
1.9 TD						
1905 ccm	66 kW	DHY (XUD9TE/Y)	10.93 - 10.97	VAC-P		AVX 10 x 650
				ALT	FROM: 01.95; FROM ORGA-NO.: 6629; + AC; + PS	6 PK 1740
				ALT	FROM: 06.95; FROM ORGA-NO.: 6779; + PS; - AC	6 PK 1130
				ALT	FROM: 07.94; - AC; - PS	6 PK 730
				ALT	FROM: 07.94; + AC; - PS	6 PK 1175
				ALT	FROM: 07.94; UNTIL: 01.95; UNTIL ORGA-NO.: 6628; + AC; + PS	6 PK 1700
				ALT	FROM: 07.94; UNTIL: 05.95; UNTIL ORGA-NO.: 6778; + PS; - AC	6 PK 1145
				CAM		ZRK 1262
				CAM	FROM: 03.94; FROM ORGA-NO.: 06265	KT 1040
				CAM	UNTIL ORGA-NO.: 06264; UNTIL: 12.93	KT 1479
				W-P; CAM	FROM ORGA-NO.: 06171; UNTIL ORGA-NO.: 07389	KT 1040 W1
				W-P; CAM	FROM ORGA-NO.: 07390	KT 1040 W3

C15 Kombi

1.4						
1360 ccm	44 kW	150D (XY7)	05.87 - 10.92	W-P; CAM	FROM ORGA-NO.: 4196	KT 1019 W1
1.4						
1360 ccm	55 kW	KDY (TU3M)	05.91 - 07.96	W-P; CAM	MTR-CODE: TU3M; FROM ORGA-NO.: 4196	KT 1019 W1
1.8 D						
1769 ccm	44 kW	161A (XUD7)	04.87 - 08.00	ALT		4 PK 698
				CAM	UNTIL: 12.93	KT 1479
				W-P; CAM	FROM ORGA-NO.: 3584; UNTIL: 02.94	KT 1479 W1

DACIA

1310 Stufenheck (U, X)

1.3						
1289 ccm	40 kW	810-02/-99	05.83 - 07.04	ALT		AVX 10 x 1225

1310 Kombi

1.3						
1289 ccm	40 kW	810-02/-99	05.83 - 07.04	ALT		AVX 10 x 1225

DUSTER

1.6 16V 4x4

1598 ccm	77 kW	K4M 606	06.10 -	ALT	- AC	6 PK 1205
----------	-------	---------	---------	-----	------	-----------

1.5 dCi

1461 ccm	63 kW	K9K 796	04.10 -	ALT		6 PK 1205
----------	-------	---------	---------	-----	--	-----------

1.5 dCi

1461 ccm	79 kW	K9K 896	06.10 -	ALT	+ AC	6 PK 1205
----------	-------	---------	---------	-----	------	-----------

1.5 dCi 4x4

1461 ccm	79 kW	K9K 898	06.10 -	ALT	+ AC	6 PK 1205
----------	-------	---------	---------	-----	------	-----------

LOGAN (LS_)

1.4 (LSOA, LSOC, LSOE, LSOG)

1390 ccm	55 kW	K7J 710	09.04 -	ALT	- PS	4 PK 715
				ALT	+ AC; + PS	5 PK 1750
				ALT	+ PS; - AC	5 PK 1110
				CAM		ZRK 1317
				CAM		KT 1128



DACIA

LOGAN (LS_)

1.4 (LSOA, LSOC, LSOE, LSOG)

1390 ccm	55 kW	K7J 710	09.04 -	W-P; CAM	UNTIL: 11.09	KT 1128 W2
----------	-------	---------	---------	----------	--------------	------------

1.4 MPI LPG (LS0C)

1390 ccm	55 kW	K7J 710;K7J 714	02.06 -	W-P; CAM	UNTIL: 11.09	KT 1128 W2
----------	-------	-----------------	---------	----------	--------------	------------

1.6 (LSOB, LSOD, LSOE, LSOH)

1598 ccm	64 kW	K7M 710	09.04 -	ALT	- PS	4 PK 715
				ALT	+ AC; + PS	5 PK 1750
				ALT	+ PS; - AC	5 PK 1110
				CAM		ZRK 1317
				CAM		KT 1128
				W-P; CAM	UNTIL: 11.09	KT 1128 W2

1.6 16V (LS0M)

1598 ccm	77 kW	K4M 690;K4M 696	02.06 -	ALT	- AC	6 PK 1205
				ALT	+ AC	6 PK 1820
				CAM		ZRK 1470
				CAM		KT 1406
				CAM		KT 1406 W1

1.5 dCi (LS0J, LS0Y)

1461 ccm	48 kW	K9K 790	09.05 -	ALT	- AC	5 PK 1130
				ALT	+ AC	6 PK 1205
				CAM		ZRK 1325
				W-P; CAM		KT 1368 W2

1.5 dCi (LS0K)

1461 ccm	50 kW	K9K 792	01.06 -	ALT	- AC	5 PK 1130
				ALT	+ AC	6 PK 1205
				CAM		ZRK 1325
				W-P; CAM		KT 1368 W2

1.5 dCi (LS0W)

1461 ccm	63 kW	K9K 796	09.07 -	ALT	- AC; - PS	6 PK 1130
				ALT	+ AC	6 PK 1205
				ALT	+ PS; - AC	6 PK 1205
				ALT	UNTIL: 12.07; - AC	6 PK 1205
				CAM		ZRK 1325
				W-P; CAM		KT 1368 W2

LOGAN MCV (KS_)

1.4

1390 ccm	55 kW	K7J 710	02.07 -	ALT	- PS	4 PK 715
				ALT	+ AC; + PS	5 PK 1750
				ALT	+ PS; - AC	5 PK 1110
				CAM		ZRK 1317
				CAM		KT 1128
				W-P; CAM	UNTIL: 11.09	KT 1128 W2

1.6 Bifuel

1598 ccm	64 kW	K7M 710	11.08 -	W-P; CAM	UNTIL: 11.09	KT 1128 W2
----------	-------	---------	---------	----------	--------------	------------

1.6

1598 ccm	64 kW	K7M 710	02.07 -	ALT	- PS	4 PK 715
				ALT	+ AC; + PS	5 PK 1750
				ALT	+ PS; - AC	5 PK 1110
				CAM		ZRK 1317
				CAM		KT 1128
				W-P; CAM	UNTIL: 11.09	KT 1128 W2

1.6 16V

1598 ccm	77 kW	K4M 690;K4M 696	02.07 -	ALT	- AC	6 PK 1205
				ALT	+ AC	6 PK 1820
				CAM		ZRK 1470
				CAM		KT 1406
				CAM		KT 1406 W1

1.5 dCi (KS0K)

1461 ccm	50 kW	K9K 792	02.07 -	ALT	- AC	5 PK 1130
				ALT	+ AC	6 PK 1205
				CAM		ZRK 1325
				W-P; CAM		KT 1368 W2

1.5 dCi (KS0W)

1461 ccm	63 kW	K9K 796	09.07 -	ALT	- AC; - PS	6 PK 1130
				ALT	+ AC	6 PK 1205
				ALT	+ PS; - AC	6 PK 1205



DACIA

LOGAN MCV (KS_)

1.5 dCi (KS0W)

1461 ccm	63 kW	K9K 796	09.07 -	ALT CAM W-P; CAM	UNTIL: 12.07; - AC	6 PK 1205 ZRK 1325 KT 1368 W2
----------	-------	---------	---------	------------------------	--------------------	-------------------------------------

LOGAN EXPRESS (FS_)

1.4

1390 ccm	55 kW	K7J 710	03.09 -	ALT ALT ALT W-P; CAM	- PS + AC; + PS + PS; - AC UNTIL: 11.09	4 PK 715 5 PK 1750 5 PK 1110 KT 1128 W2
----------	-------	---------	---------	-------------------------------	--	--

1.6

1598 ccm	64 kW	K7M 710	03.09 -	ALT ALT ALT W-P; CAM	- PS + AC; + PS + PS; - AC UNTIL: 11.09	4 PK 715 5 PK 1750 5 PK 1110 KT 1128 W2
----------	-------	---------	---------	-------------------------------	--	--

1.5 dCi (FS0K)

1461 ccm	50 kW	K9K 792	03.09 -	ALT ALT W-P; CAM	- AC + AC	5 PK 1130 6 PK 1205 KT 1368 W2
----------	-------	---------	---------	------------------------	--------------	--------------------------------------

1.5 dCi (FS0W)

1461 ccm	63 kW	K9K 796	03.09 -	ALT ALT ALT W-P; CAM	- AC; - PS + AC + PS; - AC	6 PK 1130 6 PK 1205 6 PK 1205 KT 1368 W2
----------	-------	---------	---------	-------------------------------	----------------------------------	---

LOGAN Pick-up (US_)

1.4

1390 ccm	55 kW	K7J 710	01.09 -	W-P; CAM	UNTIL: 11.09	KT 1128 W2
----------	-------	---------	---------	----------	--------------	------------

1.6

1598 ccm	64 kW	K7M 710	03.08 -	ALT ALT ALT ALT W-P; CAM	- PS + AC; + PS + PS + PS; - AC UNTIL: 11.09	4 PK 715 5 PK 1750 5 PK 1750 5 PK 1110 KT 1128 W2
----------	-------	---------	---------	--------------------------------------	--	---

1.5 dCi (US0K)

1461 ccm	50 kW	K9K 792	03.08 -	ALT ALT ALT W-P; CAM	- AC; - PS + AC + PS; - AC	6 PK 1130 6 PK 1205 6 PK 1205 KT 1368 W2
----------	-------	---------	---------	-------------------------------	----------------------------------	---

1.5 dCi (US0W)

1461 ccm	63 kW	K9K 796	03.08 -	ALT ALT ALT W-P; CAM	- AC; - PS + AC + PS; - AC	6 PK 1130 6 PK 1205 6 PK 1205 KT 1368 W2
----------	-------	---------	---------	-------------------------------	----------------------------------	---

SANDERO

1.2 16V

1149 ccm	55 kW	D4F 732	11.08 -	AC-C AC-C ALT ALT PS	- PS + PS OE-NO.: 8200041848; + C1 OE-NO.: 8200065601; - C1	4 PK 925 4 PK 1540 3 PK 750 3 PK 740 4 PK 905
----------	-------	---------	---------	----------------------------------	--	---

1.4 MPI LPG

1390 ccm	53 kW	K7J 714	01.09 -	W-P; CAM	UNTIL: 11.09	KT 1128 W2
----------	-------	---------	---------	----------	--------------	------------

1.4

1390 ccm	55 kW	K7J 710	06.08 -	ALT ALT ALT CAM CAM W-P; CAM	- AC + AC; + PS + PS; - AC MTR-CODE: K7J.7.10 MTR-CODE: K7J.7.10 UNTIL: 11.09	4 PK 715 5 PK 1750 5 PK 1110 ZRK 1317 KT 1128 KT 1128 W2
----------	-------	---------	---------	---	--	---

1.6

1598 ccm	64 kW	K7M 710	06.08 -	ALT ALT ALT CAM CAM	- AC + AC; + PS + PS; - AC	4 PK 715 5 PK 1750 5 PK 1110 ZRK 1317 KT 1128
----------	-------	---------	---------	---------------------------------	----------------------------------	---



DACIA

SANDERO

1.6							
1598 ccm	64 kW	K7M 710	06.08 -	W-P; CAM	UNTIL: 11.09		KT 1128 W2
1.5 dCi							
1461 ccm	50 kW	K9K 792	11.08 -	ALT	- AC; - PS		6 PK 1130
				ALT	+ PS; - AC		6 PK 1205
				W-P; CAM			KT 1368 W2
1.5 dCi							
1461 ccm	63 kW	K9K 796	11.08 -	ALT	- AC; - PS		6 PK 1130
				ALT	+ AC; - PS		6 PK 1205
				ALT	+ AC; + PS		6 PK 1205
				ALT	+ PS; - AC		6 PK 1205
				W-P; CAM			KT 1368 W2

SOLENZA

1.4							
1390 ccm	55 kW	K7J 710	02.03 -	ALT	- AC		5 PK 1110
				ALT	+ AC		5 PK 1750
				CAM			ZRK 1317
				CAM			KT 1128
				W-P; CAM	MTR-CODE: E7J		KT 1128 W1
1.9 D							
1870 ccm	46 kW	F8Q 630	02.03 -	ALT	- AC; - PS		6 PK 894
				ALT	+ AC		6 PK 1190
				ALT	+ PS; - AC		6 PK 1400

SUPERNOVA

1.4							
1390 ccm	55 kW		04.00 - 03.03	ALT			3 PK 715

DAEWOO

ARANOS

1.5							
1498 ccm	66 kW	V15L	01.95 - 11.97	ALT	- PS		5 PK 870
				ALT	+ PS		5 PK 1005
1.8							
1796 ccm	70 kW	Y18L	01.95 - 11.97	ALT			5 PK 1260
2.0							
1998 ccm	77 kW	C20LE	01.95 - 11.97	ALT			5 PK 1260

CIELO

1.5							
1498 ccm	66 kW	V15L	06.94 - 07.98	ALT			5 PK 1005
				CAM			ZRK 1182
				CAM			KT 1397

ESPERO (KLEJ)

1.5							
1498 ccm	55 kW	G15MF	10.97 - 09.99	ALT	- PS; + V-PUL		5 PK 870
				ALT	+ PS		5 PK 970
				CAM			ZRK 1292
				CAM			KT 1002
1.5 16V							
1498 ccm	65 kW	A15MF	10.93 - 09.94	ALT	- PS; + V-PUL		5 PK 870
				ALT	+ PS		5 PK 970
				CAM			ZRK 1182
				CAM			KT 1397
1.5 16V							
1498 ccm	66 kW	A15MF	02.95 - 06.99	AC-C			AVX 13 x 825
				ALT	- PS		5 PK 870
				ALT	+ PS		5 PK 1005
				CAM			ZRK 1182
				CAM			KT 1397
1.8							
1796 ccm	66 kW	C18LE	02.95 - 09.99	ALT			5 PK 1260
1.8							
1796 ccm	70 kW	C18LE	02.95 - 06.99	ALT			5 PK 1260



DAEWOO

ESPERO (KLEJ)

2.0

1998 ccm	74 kW	C20LZ	10.91 - 09.93	ALT		5 PK 1260
----------	-------	-------	---------------	-----	--	-----------

2.0

1998 ccm	77 kW	C20LE	02.95 - 06.99	ALT		5 PK 1260
----------	-------	-------	---------------	-----	--	-----------

EVANDA (KLAL)

2.0

1998 ccm	96 kW	L88;X 20 SED	08.02 -	ALT		6 PK 1890
				CAM		ZRK 1291
				CAM		KT 1030

KALOS (KLAS)

1.2

1150 ccm	53 kW	B12S1	04.03 -	AC-C		4 PK 665
				ALT	- PS	4 PK 665
				ALT	+ PS	4 PK 950
				CAM	UNTIL: 12.04	ZRK 1072
				CAM	UNTIL: 12.04	KT 1448
				W-P; CAM		KT 1448 W1

1.4

1399 ccm	61 kW	F14S3	09.02 -	ALT		6 PK 1870
				CAM		ZRK 1292
				CAM		KT 1002
				W-P; CAM		KT 1002 W4

1.4 16V

1399 ccm	69 kW	F14D3	04.03 -	ALT		6 PK 1870
				CAM		ZRK 1182
				CAM		KT 1397
				W-P; CAM		KT 1397 W1

1.5

1498 ccm	62 kW	F15S	11.02 -	ALT	- AC; - PS	6 PK 884
				ALT	+ AC; + PS	6 PK 1870
				CAM	MTR-CODE: A15SM	ZRK 1292
				CAM	MTR-CODE: A15SM	KT 1002

KALOS Stufenheck (KLAS)

1.4

1399 ccm	61 kW	F14S3	11.02 - 12.04	ALT		6 PK 1870
				W-P; CAM		KT 1002 W4

1.4

1399 ccm	69 kW	F14D3	05.03 - 12.04	ALT		6 PK 1870
				CAM		ZRK 1182
				CAM		KT 1397
				W-P; CAM		KT 1397 W1

1.5

1498 ccm	62 kW	F15S	11.02 - 12.04	ALT	- AC; - PS	6 PK 884
				ALT	+ AC; + PS	6 PK 1870

KORANDO (KJ)

2.3

2295 ccm	105 kW	M 161.970	01.99 -	ALT	- AC	6 PK 2055
				ALT	+ AC	6 PK 2155

3.2 4x4

3199 ccm	156 kW	M 104.995	01.99 -	ALT		6 PK 2245
----------	--------	-----------	---------	-----	--	-----------

2.3 TDiC 4x4

2299 ccm	74 kW		03.00 -	ALT	- AC	6 PK 2040
				ALT	+ AC	6 PK 2120

2.9 D

2874 ccm	72 kW	MB-OM 662	01.99 -	ALT	- AC	6 PK 2040
				ALT	+ AC	6 PK 2100

2.9 TD

2874 ccm	88 kW	MB-OM 601 29TD	01.99 -	ALT	- AC	6 PK 2040
				ALT	FROM: 03.00; + AC	6 PK 2120
				ALT	UNTIL: 03.00; + AC	6 PK 2100

KORANDO Cabrio (KJ)

2.0 16V

1998 ccm	94 kW	M 161.950	02.99 -	ALT	- AC	6 PK 2055
----------	-------	-----------	---------	-----	------	-----------



DAEWOO

KORANDO Cabrio (KJ)

2.0 16V

1998 ccm 94 kW M 161.950 02.99 - ALT + AC 6 PK 2155

2.3

2295 ccm 105 kW M 161.970 02.99 - ALT - AC 6 PK 2055
ALT + AC 6 PK 2155

2.9 D

2874 ccm 72 kW MB-OM 662 02.99 - ALT - AC 6 PK 2040
ALT + AC 6 PK 2100

2.9 TD

2874 ccm 88 kW MB-OM 601 29TD 02.99 - ALT - AC 6 PK 2040
ALT FROM: 03.00; + AC 6 PK 2120
ALT UNTIL: 03.00; + AC 6 PK 2100

LACETTI Stufenheck

1.6

1598 ccm 78 kW A16DMS 06.99 - 07.03 ALT FROM: 06.02 6 PK 1870

LACETTI Stufenheck (J200)

1.8 CDX

1799 ccm 90 kW T18SED 08.03 - 12.04 ALT - AC 6 PK 1725
ALT + AC 6 PK 1890

LACETTI Schrägheck (KLAN)

1.4

1399 ccm 70 kW F14D3 02.04 - ALT 6 PK 1870
CAM ZRK 1182
CAM KT 1397
W-P; CAM KT 1397 W1

1.6

1598 ccm 80 kW F16D3 02.04 - ALT 6 PK 1870
CAM ZRK 1182
CAM KT 1397
W-P; CAM KT 1397 W1

1.8

1799 ccm 90 kW T18SED 02.04 - ALT - AC 6 PK 1725
ALT + AC 6 PK 1890
CAM ZRK 1291
CAM KT 1030

LANOS (KLAT)

1.4

1349 ccm 55 kW A14SMS 05.97 - AC-C AVX 13 x 850
ALT - PS 5 PK 870
ALT + PS 5 PK 970
CAM ZRK 1292
CAM KT 1002
W-P; CAM KT 1002 W4

1.5

1498 ccm 63 kW A15SMS 05.97 - AC-C AVX 13 x 850
ALT - PS 5 PK 870
ALT + PS 5 PK 970
CAM ZRK 1292
CAM KT 1002
W-P; CAM KT 1002 W4

1.5

1498 ccm 73 kW A15SMS 10.97 - ALT - PS 5 PK 870
ALT + PS 5 PK 970

1.6 16V

1598 ccm 78 kW A16DMS 05.97 - AC-C AVX 13 x 850
ALT - PS 5 PK 870
ALT + PS 5 PK 1005
CAM ZRK 1182
CAM KT 1397

LANOS Stufenheck (KLAT)

1.4

1349 ccm 55 kW A14SMS 05.97 - AC-C AVX 13 x 850
ALT - PS 5 PK 870



DAEWOO

LANOS Stufenheck (KLAT)

1.4

1349 ccm	55 kW	A14SMS	05.97 -	ALT CAM CAM W-P; CAM	+ PS	5 PK 970 ZRK 1292 KT 1002 KT 1002 W4
----------	-------	--------	---------	-------------------------------	------	---

1.5

1498 ccm	63 kW	A15SMS	05.97 -	AC-C ALT ALT CAM CAM W-P; CAM	- PS + PS	AVX 13 x 850 5 PK 870 5 PK 970 ZRK 1292 KT 1002 KT 1002 W4
----------	-------	--------	---------	--	--------------	---

1.6 16V

1598 ccm	78 kW	A16DMS	05.97 -	AC-C ALT ALT CAM CAM	- PS + PS	AVX 13 x 850 5 PK 870 5 PK 1005 ZRK 1182 KT 1397
----------	-------	--------	---------	----------------------------------	--------------	--

LEGANZA (KLAV)

2.0 16V

1998 ccm	93 kW	T20SED	07.00 - 04.04	ALT ALT CAM CAM	FROM CHA-NO.: 185284 UNTIL CHA-NO.: 185283	6 PK 1890 6 PK 1900 ZRK 1291 KT 1030
----------	-------	--------	---------------	--------------------------	---	---

2.0 16V

1998 ccm	98 kW	X 20 SED	06.97 - 12.02	ALT ALT CAM CAM CAM	FROM CHA-NO.: 185284 UNTIL CHA-NO.: 185283	6 PK 1890 6 PK 1900 ZRK 1291 KT 1030 KT 1030 W1
----------	-------	----------	---------------	---------------------------------	---	---

2.2 16V

2198 ccm	100 kW	T22SED	04.99 - 12.02	ALT ALT	FROM CHA-NO.: 185284 UNTIL CHA-NO.: 185283	6 PK 1890 6 PK 1900
----------	--------	--------	---------------	------------	---	------------------------

LEMANS

1.5

1498 ccm	65 kW	G15MG	09.90 - 07.95	ALT ALT	- PS; + V-PUL + PS	5 PK 870 5 PK 970
----------	-------	-------	---------------	------------	-----------------------	----------------------

MAGNUS

2.0

1998 ccm	96 kW	X 20 SED	07.99 -	ALT ALT	FROM CHA-NO.: 185284 UNTIL CHA-NO.: 185283	6 PK 1890 6 PK 1900
----------	-------	----------	---------	------------	---	------------------------

MATIZ (KLYA)

0.8

796 ccm	38 kW	F8CV	09.98 -	ALT AC-C PS PS PS CAM CAM	- PS - AC - AC + AC	AVX 10 x 660 4 PK 735 4 PK 648 4 PK 665 4 PK 913 ZRK 1203 KT 1469
---------	-------	------	---------	---	------------------------------	---

1.0

995 ccm	47 kW	B10S	01.03 -	AC-C ALT PS PS CAM CAM W-P; CAM	- PS - AC + AC UNTIL: 12.04 UNTIL: 12.04	4 PK 665 4 PK 665 4 PK 715 4 PK 954 ZRK 1072 KT 1448 KT 1448 W1
---------	-------	------	---------	---	--	---

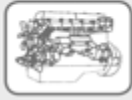
MUSSO (FJ)

2.3

2295 ccm	103 kW	M 111.970	01.99 -	ALT ALT	- AC + AC	6 PK 2055 6 PK 2155
----------	--------	-----------	---------	------------	--------------	------------------------

3.2 4x4

3199 ccm	162 kW	M 104.992	01.99 -	ALT		6 PK 2245
----------	--------	-----------	---------	-----	--	-----------



DAEWOO

MUSSO (FJ)

2.2 TD

2299 ccm	74 kW	MB OM 601	09.99 -	ALT	- AC	6 PK 2040
				ALT	+ AC	6 PK 2100

2.9 D 4x4

2874 ccm	73 kW	MB-OM 662	01.99 -	ALT	- AC	6 PK 2040
				ALT	+ AC	6 PK 2100

2.9 TD 4x4

2874 ccm	88 kW	MB-OM 601 29TD	01.99 -	ALT	- AC	6 PK 2040
				ALT	FROM: 03.00; + AC	6 PK 2120
				ALT	UNTIL: 03.00; + AC	6 PK 2100

NEXIA (KLETN)

1.5

1498 ccm	44 kW	G15MF	08.96 - 08.97	ALT	- PS	AVX 10 x 913
				ALT	- PS; + V-PUL	5 PK 870
				ALT	+ PS	5 PK 970
				CAM		ZRK 1292
				CAM		KT 1002
				W-P; CAM		KT 1002 W2

1.5

1498 ccm	52 kW	G15MF	02.95 - 08.97	ALT	- PS	AVX 10 x 913
				ALT	- PS; + V-PUL	5 PK 870
				ALT	+ PS	5 PK 970
				CAM		ZRK 1292
				CAM		KT 1002
				W-P; CAM		KT 1002 W2

1.5

1498 ccm	55 kW	G15MF	02.95 - 08.97	ALT		AVX 10 x 913
				ALT	- PS; + V-PUL	5 PK 870
				ALT	+ PS	5 PK 970
				CAM		ZRK 1292
				CAM		KT 1002
				W-P; CAM		KT 1002 W2

1.5 16V

1498 ccm	66 kW	A15MF	02.95 - 08.97	AC-C		AVX 13 x 825
				ALT	OE-NO.: 96144934	5 PK 1005
				CAM		ZRK 1182
				CAM		KT 1397

NEXIA Stufenheck (KLETN)

1.5

1498 ccm	44 kW	G15MF	08.96 - 08.97	ALT	- PS	AVX 10 x 913
				ALT	- PS; + V-PUL	5 PK 870
				ALT	+ PS	5 PK 970
				CAM		ZRK 1292
				CAM		KT 1002
				W-P; CAM		KT 1002 W2

1.5

1498 ccm	52 kW	G15MF	02.95 - 08.97	ALT		AVX 10 x 913
				ALT	- PS; + V-PUL	5 PK 870
				ALT	+ PS	5 PK 970
				CAM		ZRK 1292
				CAM		KT 1002
				W-P; CAM		KT 1002 W2

1.5

1498 ccm	55 kW	G15MF	02.95 - 08.97	ALT	- PS	AVX 10 x 913
				ALT	- PS; + V-PUL	5 PK 870
				ALT	+ PS	5 PK 970
				CAM		ZRK 1292
				CAM		KT 1002
				W-P; CAM		KT 1002 W2

1.5 16V

1498 ccm	66 kW	A15MF	02.95 - 08.97	AC-C		AVX 13 x 825
				ALT	OE-NO.: 96144934	5 PK 1005
				CAM		ZRK 1182
				CAM		KT 1397



DAEWOO

NUBIRA (KLAJ)

1.6

1598 ccm	76 kW	A16DMS	08.02 -	ALT		6 PK 1870
----------	-------	--------	---------	-----	--	-----------

1.6 16V

1598 ccm	78 kW	A16DMS	05.97 -	ALT		6 PK 1870
				CAM		ZRK 1182
				CAM		KT 1397

2.0 16V

1998 ccm	98 kW	X 20 SED;Z20L	05.97 -	ALT	FROM: 06.99; MTR-CODE: X20SED; - AC	6 PK 1725
				ALT	FROM: 06.99; MTR-CODE: X20SED; + AC	6 PK 1890
				ALT	MTR-CODE: Z20L; - AC	6 PK 1725
				ALT	MTR-CODE: Z20L; + AC	6 PK 1900
				CAM		ZRK 1291
				CAM		KT 1030
				W-P; CAM		KT 1030 W1

NUBIRA Stufenheck (KLAJ)

1.5 SE

1498 ccm	81 kW	A15DMS	06.99 -	CAM		ZRK 1182
				CAM		KT 1397

1.6 16V

1598 ccm	76 kW	A16DMS	07.00 -	ALT	FROM: 08.02	6 PK 1870
----------	-------	--------	---------	-----	-------------	-----------

1.6 16V

1598 ccm	78 kW	A16DMS	05.97 -	ALT		6 PK 1870
				CAM		ZRK 1182
				CAM		KT 1397

2.0 16V

1998 ccm	93 kW	T20SED	12.00 -	ALT	FROM: 08.02; - AC	6 PK 1725
				ALT	FROM: 08.02; + AC	6 PK 1890
				CAM		ZRK 1291
				CAM		KT 1030

2.0

1998 ccm	81 kW	C20SED	06.99 -	ALT	- AC	6 PK 1725
				ALT	+ AC	6 PK 1890

2.0 16V

1998 ccm	98 kW	X 20 SED	05.97 -	ALT	- AC	6 PK 1725
				ALT	+ AC	6 PK 1890
				CAM		ZRK 1291
				CAM		KT 1030
				W-P; CAM		KT 1030 W1

NUBIRA Wagon (KLAJ)

1.6 16V

1598 ccm	66 kW		06.97 -	ALT		6 PK 1870
				W-P; CAM		KT 1397 W1

1.6 16V

1598 ccm	76 kW	A16DMS	12.00 -	ALT	FROM: 08.02	6 PK 1870
----------	-------	--------	---------	-----	-------------	-----------

1.6 16V

1598 ccm	78 kW	A16DMS	05.97 -	ALT		6 PK 1870
				CAM		ZRK 1182
				CAM		KT 1397

2.0 16V

1998 ccm	93 kW	T20SED	12.00 -	ALT	FROM: 08.02; - AC	6 PK 1725
				ALT	FROM: 08.02; + AC	6 PK 1890
				CAM		ZRK 1291
				CAM		KT 1030
				CAM		KT 1030 W1

2.0 16V

1998 ccm	98 kW	X 20 SED	05.97 -	ALT	- AC	6 PK 1725
				ALT	+ AC	6 PK 1900
				CAM		ZRK 1291
				CAM		KT 1030
				W-P; CAM		KT 1030 W1

NUBIRA Stufenheck (KLAN)

1.4

1399 ccm	69 kW	F14D3	10.03 -	CAM		ZRK 1182
				CAM		KT 1397



DAEWOO

NUBIRA Stufenheck (KLAN)

1.6						
1598 ccm	80 kW	F16D3	07.03 -	ALT CAM CAM W-P; CAM		6 PK 1870 ZRK 1182 KT 1397 KT 1397 W1
1.8						
1799 ccm	90 kW	T18SED	07.03 -	ALT ALT CAM CAM	- AC + AC	6 PK 1725 6 PK 1890 ZRK 1291 KT 1030

NUBIRA Wagon (KLAN)

1.6						
1598 ccm	80 kW	F16D3	07.03 -	ALT CAM CAM W-P; CAM		6 PK 1870 ZRK 1182 KT 1397 KT 1397 W1
1.8						
1799 ccm	90 kW	T18SED	07.03 -	CAM CAM		ZRK 1291 KT 1030

REXTON (GAB_)

2.3 RX230 4x4						
2295 ccm	110 kW	M 161.974	05.02 -	ALT		6 PK 2155
3.2 V6						
3199 ccm	162 kW	M 162.992	04.02 -	ALT		6 PK 2228
2.9 TD						
2874 ccm	88 kW	OM 662.983	04.02 -	ALT		6 PK 2228

REZZO (KLAU)

1.6 SX						
1598 ccm	66 kW	A16SMS	08.01 -	ALT		6 PK 1870
1.6						
1598 ccm	77 kW	A16DMS	09.00 -	ALT ALT CAM CAM	FROM: 02.02; MOD: Van FROM: 08.01	6 PK 1870 6 PK 1870 ZRK 1182 KT 1397
1.8						
1761 ccm	67 kW	F18D2	09.00 -	ALT	MTR-CODE: F18S2	6 PK 1870
1.8						
1761 ccm	72 kW	A18DMS	09.00 -	ALT		6 PK 1870
1.8						
1761 ccm	74 kW	F18S2	09.00 -	ALT		6 PK 1870
2.0						
1998 ccm	89 kW	X 20 SED	09.01 -	ALT ALT CAM CAM	- AC + AC	6 PK 1725 6 PK 1890 ZRK 1291 KT 1030
2.0						
1998 ccm	94 kW	T20SED	09.00 -	ALT ALT CAM CAM	MTR-CODE: X20SED; - AC MTR-CODE: X20SED; + AC	6 PK 1725 6 PK 1890 ZRK 1291 KT 1030

TICO (KLY3)

0.8						
796 ccm	35 kW	F8C	02.95 - 12.00	ALT CAM CAM	FROM: 04.96	AVX 10 x 613 ZRK 1203 KT 1469
0.8						
796 ccm	38 kW	F8CV	01.96 - 12.00	CAM	FROM: 04.96	ZRK 1203

TOSCA

1.8						
1799 ccm	90 kW	T18SED	02.06 -	CAM CAM		ZRK 1291 KT 1030
2.0 XT						
1993 ccm	105 kW	X 20 D1	02.06 -	ALT		6 PK 1840



DAEWOO

TOSCA

2.5 Executive

2492 ccm 115 kW X 25 D1 02.06 - ALT 6 PK 1840

DAIHATSU

APPLAUSE I (A101, A111)

1.6 16V (A101)

1590 ccm 66 kW HD 06.89 - 07.97 AC-C 4 PK 835
ALT + AUTO-TM 4 PK 790
ALT + MAN-TM 4 PK 780
CAM ZRK 1159
CAM KT 1271

1.6 16V (A101)

1590 ccm 77 kW HD-E 06.89 - 07.97 AC-C 4 PK 835
ALT + MAN-TM 4 PK 780
ALT FROM: 09.93; + AUTO-TM 4 PK 780
ALT UNTIL: 09.93; + AUTO-TM 4 PK 790
CAM ZRK 1159
CAM KT 1271

1.6 16V 4WD (A111)

1590 ccm 77 kW HD-E 06.89 - 07.97 AC-C 4 PK 835
ALT + MAN-TM 4 PK 780
ALT FROM: 09.93; + AUTO-TM 4 PK 780
ALT UNTIL: 09.93; + AUTO-TM 4 PK 790
CAM ZRK 1159
CAM KT 1271

APPLAUSE II (A101)

1.6 16V (A101)

1590 ccm 73 kW HD-E 07.97 - 05.00 AC-C 4 PK 835
ALT + AUTO-TM 4 PK 780
ALT + MAN-TM 4 PK 780
CAM ZRK 1159
CAM KT 1271

CHARADE IV (G200, G202)

1.0

993 ccm 38 kW CB 22 09.94 - 03.96 ALT 3 PK 785
CAM ZRK 1155

1.0 i

993 ccm 42 kW 03.93 - 03.96 CAM ZRK 1155

1.3

1296 ccm 44 kW HC 09.96 - 11.99 AC-C FROM: 07.97 4 PK 805
ALT FROM: 07.97; + AUTO-TM 4 PK 790
ALT FROM: 07.97; + MAN-TM 4 PK 780
CAM ZRK 1157
CAM KT 1263

1.3 16V

1296 ccm 55 kW HCE 05.96 - 11.99 AC-C 4 PK 805
ALT + AUTO-TM 4 PK 790
ALT + MAN-TM 4 PK 780
CAM ZRK 1157
CAM KT 1263

1.3 i 16V

1296 ccm 62 kW HC 01.93 - 11.99 AC-C FROM: 04.94 4 PK 805
AC-C UNTIL: 04.94 4 PK 845
ALT + AUTO-TM 4 PK 790
ALT + MAN-TM 4 PK 780
CAM ZRK 1157
CAM KT 1263

1.5 HG

1499 ccm 55 kW HEE;HEEG 06.94 - 03.96 AC-C 4 PK 825
ALT + AUTO-TM 4 PK 790
ALT + MAN-TM 4 PK 780

1.5 i 16V

1499 ccm 66 kW HEE;HEEG 01.97 - 11.99 AC-C 4 PK 825
ALT + AUTO-TM 4 PK 790
ALT + MAN-TM 4 PK 780



DAIHATSU

CHARADE IV (G200, G202)

1.5 i 16V

1499 ccm	66 kW	HEE;HEEG	01.97 - 11.99	CAM CAM		ZRK 1159 KT 1271
----------	-------	----------	---------------	------------	--	---------------------

1.6 GTi

1590 ccm	77 kW	HD-E	03.93 - 11.99	AC-C ALT ALT CAM CAM	+ AUTO-TM + MAN-TM	4 PK 825 4 PK 790 4 PK 780 ZRK 1159 KT 1271
----------	-------	------	---------------	----------------------------------	-----------------------	---

CHARADE IV Stufenheck (G203)

1.5 16V

1499 ccm	55 kW	HEE	10.94 -	AC-C ALT ALT CAM CAM	+ AUTO-TM + MAN-TM	4 PK 825 4 PK 790 4 PK 780 ZRK 1159 KT 1271
----------	-------	-----	---------	----------------------------------	-----------------------	---

1.5 i 16V

1499 ccm	66 kW	HEE	08.94 -	AC-C ALT ALT CAM CAM	MTR-CODE: HEE;HEEG MTR-CODE: HEE;HEEG; + AUTO-TM MTR-CODE: HEE;HEEG; + MAN-TM	4 PK 825 4 PK 790 4 PK 780 ZRK 1159 KT 1271
----------	-------	-----	---------	----------------------------------	---	---

COPEN

1.3

1298 ccm	64 kW	K3-VE	03.06 -	ALT		4 PK 1755
----------	-------	-------	---------	-----	--	-----------

CUORE III (L201)

0.8

847 ccm	30 kW	ED 10 K	10.90 - 12.94	ALT CAM		AVX 10 x 775 ZRK 1002
---------	-------	---------	---------------	------------	--	--------------------------

CUORE IV (L501)

0.8

847 ccm	32 kW	ED 20	01.95 - 11.96	ALT CAM		AVX 10 x 775 ZRK 1002
---------	-------	-------	---------------	------------	--	--------------------------

CUORE V (L5)

0.8

847 ccm	31 kW	ED 20	11.96 - 10.98	ALT CAM		AVX 10 x 785 ZRK 1002
---------	-------	-------	---------------	------------	--	--------------------------

CUORE VI (L7_)

1.0 i (L701)

989 ccm	41 kW	EJ-DE	10.98 - 05.03	AC-C ALT		AVX 10 x 700 4 PK 715
---------	-------	-------	---------------	-------------	--	--------------------------

1.0 DVVT

989 ccm	43 kW	EJ-VE	10.00 - 02.03	ALT		4 PK 715
---------	-------	-------	---------------	-----	--	----------

CUORE VII (L251)

1.0

989 ccm	43 kW	EJ-VE	05.03 -	ALT		4 PK 715
---------	-------	-------	---------	-----	--	----------

CUORE VIII

1.0

998 ccm	51 kW	1KR-FE	04.07 -	ALT	FROM: 09.07; + AC	6 PK 1185
---------	-------	--------	---------	-----	-------------------	-----------

FEROZA Soft Top (F300)

1.6 16V

1590 ccm	63 kW	HDC	10.88 -	ALT ALT ALT PS CAM CAM	OE-NO.: 90048-32041 FROM: 05.92; + V-PUL UNTIL: 05.92; + V-PUL	AVX 10 x 785 4 PK 780 4 PK 705 5 PK 975 ZRK 1159 KT 1271
----------	-------	-----	---------	---------------------------------------	--	---

1.6 i 16V

1590 ccm	70 kW	HD-E	10.88 -	ALT ALT ALT	FROM: 05.92; + V-PUL UNTIL: 05.92; + V-PUL	AVX 10 x 785 4 PK 780 4 PK 705
----------	-------	------	---------	-------------------	---	--------------------------------------



DAIHATSU

FEROZA Soft Top (F300)

1.6 i 16V

1590 ccm	70 kW	HD-E	10.88 -	PS		5 PK 975
				CAM		ZRK 1159
				CAM		KT 1271

FEROZA Hard Top (F300)

1.6 16V

1590 ccm	63 kW	HDC	10.88 -	ALT	OE-NO.: 90048-32041	AVX 10 x 785
				ALT	FROM: 05.92; + V-PUL	4 PK 780
				ALT	UNTIL: 05.92; + V-PUL	4 PK 705
				PS		5 PK 975
				CAM		ZRK 1159
				CAM		KT 1271

1.6 i 16V

1590 ccm	70 kW	HD-E	10.88 -	ALT		AVX 10 x 785
				ALT	FROM: 05.92; + V-PUL	4 PK 780
				ALT	UNTIL: 05.92; + V-PUL	4 PK 705
				PS		5 PK 975
				CAM		ZRK 1159
				CAM		KT 1271

GRAN MOVE (G3)

1.5 16V (G303)

1499 ccm	66 kW	HEEG	10.96 -	AC-C		4 PK 825
				ALT	+ AUTO-TM	4 PK 790
				ALT	+ MAN-TM	4 PK 780
				CAM		ZRK 1159
				CAM		KT 1271

1.6 GX

1589 ccm	67 kW	HDEP	06.98 -	AC-C		4 PK 825
				ALT	+ AUTO-TM	4 PK 790
				ALT	+ MAN-TM	4 PK 780

1.6 GLX

1589 ccm	77 kW	HDEP	06.98 -	AC-C		4 PK 825
				ALT	+ AUTO-TM	4 PK 790
				ALT	+ MAN-TM	4 PK 780

1.6 16V (G301)

1590 ccm	67 kW	HDEP	05.98 -	AC-C		4 PK 825
				ALT	+ AUTO-TM	4 PK 790
				ALT	+ MAN-TM	4 PK 780
				CAM		ZRK 1159
				CAM		KT 1271

MATERIA (M4_)

1.3

1298 ccm	67 kW	K3-VE	10.06 -	ALT	- AC	4 PK 1470
				ALT	+ AUTO-TM; + AC	6 PK 1580

1.5

1495 ccm	76 kW	3SZ-VE	10.06 -	ALT	+ AC	6 PK 1580
----------	-------	--------	---------	-----	------	-----------

1.5 ECO 4WD

1495 ccm	76 kW	3SZ-VE	10.06 -	ALT	+ AC	6 PK 1580
----------	-------	--------	---------	-----	------	-----------

MOVE (L6, L9)

0.8

847 ccm	31 kW	ED 20	10.96 -	AC-C	RHD	AVX 10 x 675
				ALT		AVX 10 x 785
				CAM		ZRK 1002

1.0 i

989 ccm	41 kW	EJ-DE	10.98 -	AC-C		AVX 10 x 675
				ALT	FROM: 08.00	4 PK 715

ROCKY Soft Top (F7, F8)

2.0

1998 ccm	65 kW	3Y	02.85 - 04.93	PS		AVX 13 x 1055
				ALT	OE-NO.: 99364-80830	4 PK 835
				ALT	OE-NO.: 99365-50820	5 PK 820

2.8 TD

2765 ccm	67 kW	DL 51	12.87 - 04.93	PS		AVX 13 x 785
----------	-------	-------	---------------	----	--	--------------



DAIHATSU

ROCKY Soft Top (F7, F8)

2.8 TD

2765 ccm 67 kW DL 51 12.87 - 04.93 CAM KT 1284

2.8 D

2765 ccm 54 kW DL 02.85 - 12.98 PS AVX 13 x 785
CAM KT 1284

2.8 TD

2765 ccm 75 kW DL 52 09.91 - 12.98 PS AVX 13 x 785
CAM KT 1284

ROCKY Hard Top (F7, F8)

2.0

1998 ccm 65 kW 3Y 02.85 - 04.93 PS AVX 13 x 1055
ALT 4 PK 835
ALT OE-NO.: 99364-80830 5 PK 820
OE-NO.: 99365-50820

2.8 D

2765 ccm 54 kW DL 02.85 - 12.98 PS AVX 13 x 785
CAM KT 1284

2.8 TD

2765 ccm 67 kW DL 51 12.87 - 04.93 PS AVX 13 x 785
CAM KT 1284

2.8 TD

2765 ccm 72 kW DL 52;DLT-C 05.93 - 12.98 PS AVX 13 x 785
CAM KT 1284

2.8 TD

2765 ccm 75 kW DL 52 09.91 - 12.98 PS AVX 13 x 785
CAM KT 1284

SIRION (M1)

1.0

989 ccm 40 kW EJ-DE 04.98 - 10.00 ALT 4 PK 715

1.0 i (M100)

989 ccm 41 kW EJ-DE 04.98 - 09.00 ALT 4 PK 715

1.0 i 4WD

989 ccm 41 kW EJ-DE 04.99 - 09.00 ALT 4 PK 715

1.0 i

989 ccm 43 kW EJ-VE 09.00 - 01.05 ALT 4 PK 715

1.0 i 4WD

989 ccm 43 kW EJ-VE 09.00 - 01.05 ALT 4 PK 715

1.3 Sport

1298 ccm 75 kW K3-VE2 08.00 - 01.05 ALT - AC 4 PK 1710
ALT + AC 4 PK 1755

1.3 Sport 4WD

1298 ccm 75 kW K3-VE2 08.00 - 01.05 ALT FROM: 11.02; - AC 4 PK 1710
ALT FROM: 11.02; + AC 4 PK 1755

SIRION (M3_)

1.0

998 ccm 51 kW 1KR-FE 01.05 - ALT + AC 6 PK 1185

1.3

1298 ccm 64 kW K3-VE 01.05 - ALT - AC 4 PK 1470

1.3 4WD

1298 ccm 64 kW K3-VE 04.05 - ALT - AC 4 PK 1470

1.3

1298 ccm 67 kW K3-VE 03.08 - ALT - AC 4 PK 1470

1.3 4WD

1298 ccm 67 kW K3-VE 03.08 - ALT - AC 4 PK 1470

1.5

1495 ccm 76 kW 3SZ-VE 03.08 - ALT + AC 6 PK 1580

TERIOS (J1)

1.3 4WD

1296 ccm 61 kW HE-EJ 10.97 - 10.00 ALT 4 PK 780
PS - AC 4 PK 1015
CAM ZRK 1157
CAM KT 1263



DAIHATSU

TERIOS (J1)

1.3	1298 ccm	63 kW	K3-VE	09.01 - 10.05	CAM CAM	ZRK 1157 KT 1263
------------	----------	-------	-------	---------------	------------	---------------------

1.3 4WD

1298 ccm	63 kW	K3-VE	10.00 - 10.05	CAM CAM	ZRK 1157 KT 1263
----------	-------	-------	---------------	------------	---------------------

TERIOS (J2_)

1.5	1495 ccm	77 kW	3SZ-VE	11.05 -	ALT ALT	- AC + AC	6 PK 1820 6 PK 1880
------------	----------	-------	--------	---------	------------	--------------	------------------------

1.5 4WD

1495 ccm	77 kW	3SZ-VE	05.06 -	ALT ALT	- AC + AC	6 PK 1820 6 PK 1880
----------	-------	--------	---------	------------	--------------	------------------------

TREVIS

1.0	989 ccm	43 kW	EJ-VE	06.06 -	ALT	4 PK 715
------------	---------	-------	-------	---------	-----	----------

YRV (M2)

1.0	989 ccm	43 kW	EJ-VE	02.01 -	ALT	4 PK 715
------------	---------	-------	-------	---------	-----	----------

1.3	1298 ccm	64 kW	K3-VE	02.01 -	ALT ALT	- AC + AC	4 PK 1710 4 PK 1755
------------	----------	-------	-------	---------	------------	--------------	------------------------

1.3 4WD

1298 ccm	64 kW	K3-VE	02.01 -	ALT ALT	- AC + AC	4 PK 1710 4 PK 1755
----------	-------	-------	---------	------------	--------------	------------------------

1.3 GTti

1298 ccm	95 kW	K3-VET	07.02 -	ALT	+ AC	4 PK 1755
----------	-------	--------	---------	-----	------	-----------

DAIMLER

DAIMLER XJ (X30_)

Six 4.0	3980 ccm	177 kW	9JPFRB	10.94 - 06.03	AC-C ALT	4 PK 1020 5 PK 975
----------------	----------	--------	--------	---------------	-------------	-----------------------

DODGE

AVENGER

2.0 CRD	1968 ccm	103 kW	ECD	06.07 -	CAM	ZRK 1468
----------------	----------	--------	-----	---------	-----	----------

CALIBER

1.8	1798 ccm	110 kW	EBA	06.06 -	ALT ALT	- AC + AC	6 PK 2040 6 PK 2550
------------	----------	--------	-----	---------	------------	--------------	------------------------

2.0	1998 ccm	115 kW	ECN	06.06 -	ALT ALT	- AC + AC	6 PK 2040 6 PK 2550
------------	----------	--------	-----	---------	------------	--------------	------------------------

2.4	2359 ccm	125 kW	ED3	10.06 -	ALT ALT	- AC + AC	6 PK 2040 6 PK 2550
------------	----------	--------	-----	---------	------------	--------------	------------------------

2.4 Turbo

2359 ccm	217 kW	ED4	12.07 -	ALT ALT	- AC + AUTO-TM; + AC	6 PK 2040 6 PK 2550
----------	--------	-----	---------	------------	-------------------------	------------------------

2.0 CRD	1968 ccm	103 kW	ECD;ECE	06.06 -	ALT CAM	6 PK 1718 ZRK 1468
----------------	----------	--------	---------	---------	------------	-----------------------

CARAVAN II

2.0 i	1995 ccm	98 kW		01.95 - 03.01	ALT ALT PS PS	FROM: 10.96; - AC FROM: 10.96; + AC FROM: 01.98 FROM: 10.96; UNTIL: 12.97	6 PK 1015 6 PK 1345 4 PK 905 4 PK 900
--------------	----------	-------	--	---------------	------------------------	--	--



DODGE

CARAVAN II

2.4 i

2429 ccm	111 kW	EDZ	01.95 - 03.01	ALT	- AC	6 PK 1045
				ALT	+ AC	6 PK 1420
				PS		4 PK 905
				CAM		ZRK 1584

3.0

2972 ccm	112 kW	EFA	01.95 - 03.01	ALT	FROM: 10.95	6 PK 2075
----------	--------	-----	---------------	-----	-------------	-----------

3.3 i

3301 ccm	116 kW	EGP	01.95 - 03.01	ALT	FROM: 10.95; - AC	6 PK 2510
				ALT	FROM: 10.95; + AC	6 PK 2460

3.8 i

3778 ccm	122 kW	EGH	01.95 - 03.01	ALT	FROM: 10.95; - AC	6 PK 2510
				ALT	FROM: 10.95; + AC	6 PK 2460

3.8 i AWD

3778 ccm	122 kW	EGH	01.95 - 03.01	ALT	FROM: 10.95; - AC	6 PK 2510
				ALT	FROM: 10.95; + AC	6 PK 2460

3.8 i

3778 ccm	131 kW	EGH	01.95 - 03.01	ALT	FROM: 10.95; - AC	6 PK 2510
				ALT	FROM: 10.95; + AC	6 PK 2460

3.8 i AWD

3778 ccm	131 kW	EGH	01.95 - 03.01	ALT	FROM: 10.95; - AC	6 PK 2510
				ALT	FROM: 10.95; + AC	6 PK 2460

2.5 TD

2499 ccm	85 kW	ENC	01.95 - 03.01	ALT	FROM: 10.95	6 PK 2055
				ALT	FROM: 10.95; 06.99	6 PK 2055
				ALT	FROM: 10.95; UNTIL: 1998	7 PK 1400
				W-P	FROM: 10.95; UNTIL: 12.98	3 PK 960

CARAVAN III (RG_)

2.4

2429 ccm	111 kW	EDZ	02.00 -	ALT	FROM: 04.01	6 PK 1250
				PS	FROM: 04.01; FROM: 200104	4 PK 900
				PS	FROM: 04.01; UNTIL: 2003	4 PK 905
				CAM		ZRK 1584

3.3

3301 ccm	128 kW	EGA	02.00 -	ALT	FROM: 04.01; FROM: 200104	6 PK 2100
				ALT	FROM: 04.01; UNTIL: 2005	6 PK 2460

3.3 AWD

3301 ccm	128 kW	EGA	02.00 -	ALT	FROM: 04.01; FROM: 200104	6 PK 2100
				ALT	FROM: 04.01; UNTIL: 2005	6 PK 2460

3.3

3301 ccm	132 kW	EGM	04.01 -	ALT	FROM: 2006	6 PK 2100
				ALT	UNTIL: 2005	6 PK 2460

3.8

3778 ccm	160 kW	EGH	02.00 -	ALT	FROM: 04.01; FROM: 200104	6 PK 2100
				ALT	FROM: 04.01; UNTIL: 2005	6 PK 2460

3.8

3778 ccm	154 kW	EGH	04.01 -	ALT	FROM: 2006	6 PK 2100
				ALT	UNTIL: 2005	6 PK 2460

3.8 AWD

3778 ccm	160 kW	EGH	02.00 -	ALT	FROM: 04.01; FROM: 200104	6 PK 2100
				ALT	FROM: 04.01; UNTIL: 2005	6 PK 2460

CHARGER

3.5

3518 ccm	186 kW	EGG	06.05 - 12.10	ALT		6 PK 2100
----------	--------	-----	---------------	-----	--	-----------

DAKOTA

2.5

2501 ccm	88 kW	EDM	10.95 - 09.03	ALT	- AC; FROM: 2000	6 PK 2020
				ALT	- AC; UNTIL: 1999	6 PK 2000
				ALT	+ AC; FROM: 1996; UNTIL: 1997	6 PK 2315
				ALT	+ AC; FROM: 1998	6 PK 2330

3.9 SLT

3908 ccm	128 kW	EHC	10.95 - 09.03	ALT	- AC	7 PK 2255
----------	--------	-----	---------------	-----	------	-----------

3.9 AWD

3908 ccm	128 kW	EHC	10.95 - 09.03	ALT	- AC	7 PK 2255
----------	--------	-----	---------------	-----	------	-----------



DODGE

DAKOTA

5.2

5210 ccm 147 kW ELN 10.95 - 09.00 ALT - AC 7 PK 2255

DURANGO

3.7

3700 ccm 157 kW EKG 11.03 - 12.10 ALT 6 PK 2205

3.7 AWD

3700 ccm 157 kW EKG 11.03 - 12.10 ALT 6 PK 2205

4.7 AWD

4701 ccm 172 kW EVA 11.03 - 12.10 ALT 6 PK 2205

GRAND CARAVAN

3.3

3301 ccm 127 kW EGM 06.07 - ALT 6 PK 2100

3.8

3778 ccm 148 kW EGH 06.07 - ALT 6 PK 2100

INTREPID

3.3

3301 ccm 110 kW EGB 10.92 - 12.94 ALT 6 PK 1700

3.3

3301 ccm 120 kW EGD 01.95 - 12.98 ALT 6 PK 1700

3.5

3518 ccm 160 kW EGE 10.92 - 12.98 ALT 6 PK 1345

INTREPID

3.2

3231 ccm 168 kW EKK 04.98 - 09.04 ALT + PS 6 PK 1345

NEON

2.0 16V

1996 ccm 98 kW ECB 05.94 - 08.99 ALT 4 PK 890

2.0 16V

1996 ccm 107 kW ECC 06.94 - 08.99 ALT FROM: 10.96 4 PK 890

2.0 16V

1996 ccm 109 kW ECC 04.96 - 08.99 ALT 4 PK 890

2.0 16V

1996 ccm 112 kW ECC 04.96 - 08.99 ALT 4 PK 890

NEON Coupe

2.0 Highline

1996 ccm 98 kW ECB 01.94 - 09.99 ALT 4 PK 890

NEON II

2.0 16V

1996 ccm 98 kW ECB 08.99 - PS - AC 4 PK 1125

2.0 16V

1996 ccm 112 kW ECH 08.99 - PS - AC 4 PK 1125

NITRO

3.7 V6 4WD

3700 ccm 151 kW EKG 06.07 - ALT 6 PK 2205

4.0 4WD

3952 ccm 191 kW EGS 06.07 - ALT 6 PK 2205

STRATUS

2.0 16V

1996 ccm 98 kW ECB 12.95 - 04.01 ALT PS 6 PK 1345
4 PK 900

2.4 16 V

2429 ccm 103 kW EDZ 12.95 - 04.01 ALT PS CAM 6 PK 1370
4 PK 900
ZRK 1584

2.4 16V

2429 ccm 112 kW EDZ 12.95 - 04.01 ALT PS CAM 6 PK 1370
4 PK 900
ZRK 1584

2.5 V6

2497 ccm 125 kW EEB 12.95 - 04.01 ALT 6 PK 1432



DODGE

STRATUS

2.5 V6

2497 ccm	125 kW	EEB	12.95 - 04.01	PS CAM		4 PK 970 ZRK 1430
----------	--------	-----	---------------	-----------	--	----------------------

VIPER Cabriolet

8.0 RT10

7990 ccm	299 kW	EPA	10.91 - 09.97	ALT	+ AC; UNTIL: 1997	7 PK 1970
----------	--------	-----	---------------	-----	-------------------	-----------

EAGLE

VISION Stufenheck

3.3

3301 ccm	120 kW	EGB	08.92 - 09.96	ALT		6 PK 1700
----------	--------	-----	---------------	-----	--	-----------

EUNOS

500 Stufenheck

1.6

1598 ccm	79 kW	B6EW	04.94 - 10.99	ALT PS PS	- AC + AC	4 PK 884 4 PK 890 4 PK 1005
----------	-------	------	---------------	-----------------	--------------	-----------------------------------

1.6

1598 ccm	83 kW	B69N	01.92 - 03.94	ALT PS PS	- AC + AC	4 PK 884 4 PK 890 4 PK 1005
----------	-------	------	---------------	-----------------	--------------	-----------------------------------

2.0

1995 ccm	105 kW	KF27	01.92 - 10.99	ALT ALT PS	- AC + AC	5 PK 860 5 PK 1015 4 PK 920
----------	--------	------	---------------	------------------	--------------	-----------------------------------

800 Stufenheck (E65, TA)

2.0

1995 ccm	105 kW	KF42	09.93 - 06.96	ALT ALT PS	- AC + AC	5 PK 860 5 PK 1015 4 PK 920
----------	--------	------	---------------	------------------	--------------	-----------------------------------

2.3 Miller

2255 ccm	155 kW	KJ15	07.96 - 07.98	ALT		7 PK 1605
----------	--------	------	---------------	-----	--	-----------

2.3 Miller

2255 ccm	157 kW	KJY5	09.93 - 06.96	ALT		7 PK 1605
----------	--------	------	---------------	-----	--	-----------

2.5

2497 ccm	120 kW	KLZ5	09.00 - 12.02	ALT ALT PS	- AC + AC	5 PK 1000 5 PK 1015 4 PK 905
----------	--------	------	---------------	------------------	--------------	------------------------------------

2.5

2497 ccm	123 kW	KL68	09.93 - 08.00	ALT ALT ALT PS	- AC OE-NO.: K80515908A/B; + AC OE-NO.: KL7015908A/KL4715908; + AC	5 PK 860 5 PK 1015 5 PK 1000 4 PK 920
----------	--------	------	---------------	-------------------------	--	--

FERRARI

348 ts/GTS

3.4

3405 ccm	221 kW	F 119 F 000	08.90 - 10.93	AC-C ALT		5 PK 865 5 PK 735
----------	--------	-------------	---------------	-------------	--	----------------------

3.4

3405 ccm	235 kW	F 119 D 040	10.93 - 12.95	AC-C ALT		5 PK 865 5 PK 735
----------	--------	-------------	---------------	-------------	--	----------------------

456 GT/GTA

5.5 (F116)

5474 ccm	325 kW	F 116 B 00	01.93 - 06.04	AIR-P AIR-P ALT ALT	OE-NO.: 150008 OE-NO.: 166453 OE-NO.: 156329 OE-NO.: 156708	5 PK 1330 5 PK 1300 6 PK 1010 6 PK 1000
----------	--------	------------	---------------	------------------------------	--	--



FERRARI

F355 BERLINETTA

3.5

3496 ccm	280 kW	F 129B/40	05.94 - 03.99	ALT		6 PK 1250
----------	--------	-----------	---------------	-----	--	-----------

F355 GTS

3.5 Spider

3496 ccm	280 kW	F 129B/40	07.94 - 03.99	ALT		6 PK 1250
----------	--------	-----------	---------------	-----	--	-----------

FIAT

BARCETTA (183)

1.8 16V

1747 ccm	96 kW	183 A1.000;188 A6.000	04.95 - 05.05	ALT	FROM MTR-NO: 2988826; MTR-CODE: 188A6000; - AC	6 PK 1025
				ALT	FROM: 05.02; MTR-CODE: 188A6000; + AC	6 PK 1760
				ALT	MTR-CODE: 183A1000; - AC	6 PK 1045
				ALT	MTR-CODE: 183A1000; + AC	6 PK 1840
				ALT	UNTIL MTR-NO: 2988825; MTR-CODE: 188A6000; - AC	6 PK 1045
				ALT	UNTIL MTR-NO: 2988825; MTR-CODE: 188A6000; + AC	6 PK 1820
				ALT	UNTIL: 05.02; FROM MTR-NO: 2988826; MTR-CODE: 188A6000; + AC	6 PK 1795
				CAM	MTR-CODE: 183A1000	ZRK 1249
				CAM	MTR-CODE: 188A6000	ZRK 1306
				CAM	MTR-CODE: 183A1000	KT 1294
				CAM	MTR-CODE: 188A6000	KT 1348
				W-P; CAM	FROM: 06.98; MTR-CODE: 183 A1.000	KT 1294 W1
				W-P; CAM	UNTIL: 05.98; MTR-CODE: 183 A1.000	KT 1079 W1

BRAVA (182)

1.2 16V 80

1242 ccm	59 kW	188 A5.000	10.00 - 10.01	ALT	- AC	4 PK 675
				ALT	+ AC; + PS	5 PK 1590
				PS		3 PK 913
				CAM		ZRK 1322
				CAM		KT 1253
				W-P; CAM		KT 1253 W1

1.2 16V 80

1242 ccm	60 kW	182 B2.000	12.98 - 10.00	AC-C		4 PK 698
				ALT	- AC	4 PK 675
				ALT	+ AC	4 PK 841
				PS		3 PK 913
				CAM		ZRK 1322
				CAM		KT 1253
				W-P; CAM	FROM: 05.99	KT 1253 W1

1.4 (182.BG)

1370 ccm	55 kW	182 A5.000	10.95 - 10.01	ALT	- AC; - PS	4 PK 750
				ALT	+ AC; + PS	6 PK 1840
				ALT	+ PS; - AC	6 PK 1045
				CAM		ZRK 1243
				CAM		KT 1080
				W-P; CAM	UNTIL MTR-NO: 705.144	KT 1080 W1

1.4 12 V (182.BA)

1370 ccm	59 kW	182 A3.000	10.95 - 08.98	ALT	- AC; - PS	4 PK 750
				ALT	+ AC; + PS	6 PK 1840
				ALT	+ PS; - AC	6 PK 1045
				CAM		ZRK 1243
				CAM		KT 1080
				W-P; CAM	UNTIL MTR-NO: 705.144	KT 1080 W1

1.6 16V (182.BH)

1581 ccm	66 kW	182 A6.000	10.95 - 10.01	AC-C		4 PK 962
				ALT		5 PK 940
				PS		3 PK 668
				CAM		ZRK 1245
				CAM		KT 1081

1.6 16V (182.BB)

1581 ccm	76 kW	182 A4.000	02.96 - 10.01	AC-C		4 PK 962
				ALT		5 PK 940
				PS		3 PK 668



FIAT

BRAVA (182)

1.6 16V (182.BB)

1581 ccm	76 kW	182 A4.000	02.96 - 10.01	CAM CAM		ZRK 1245 KT 1081
----------	-------	------------	---------------	------------	--	---------------------

1.6 16V (182.BU)

1596 ccm	76 kW	182 B6.000	01.99 - 12.02	AC-C ALT PS	FROM: 09.00 FROM: 09.00 FROM: 09.00	4 PK 962 5 PK 940 3 PK 668
----------	-------	------------	---------------	-------------------	---	----------------------------------

1.8 GT 16V (182.BC)

1747 ccm	83 kW	182 A2.000	10.95 - 10.01	ALT ALT ALT CAM CAM W-P; CAM	- AC FROM: 07.99; UNTIL: 08.00; + AC UNTIL: 07.99; + AC	6 PK 1045 6 PK 1855 6 PK 1840 ZRK 1249 KT 1294 KT 1294 W1
----------	-------	------------	---------------	---	---	--

2.0

1998 ccm	113 kW	182 B7.000	09.98 - 08.00	CAM		ZRK 1246
----------	--------	------------	---------------	-----	--	----------

1.9 D

1929 ccm	48 kW	160 A7.000	10.95 - 10.01	PS AC-C ALT ALT CAM CAM	- AC + AC	AVX 10 x 650 5 PK 940 6 PK 925 6 PK 985 ZRK 1253 KT 1101
----------	-------	------------	---------------	--	--------------	---

1.9 TD 75 S (182.BF)

1910 ccm	55 kW	182 A8.000	03.96 - 10.01	PS ALT ALT CAM	FROM: 09.96; - AC FROM: 09.96; + AC	AVX 10 x 650 6 PK 1038 6 PK 1830 ZRK 1747
----------	-------	------------	---------------	-------------------------	--	--

1.9 TD 100 S (182.BF)

1910 ccm	74 kW	182 A7.000	03.96 - 10.01	PS ALT ALT ALT CAM	FROM: 09.96; + AC FROM: 09.96; MTR-CODE: 182A7000; - AC FROM: 09.96; MTR-CODE: 182B9000; - AC	AVX 10 x 650 6 PK 1830 6 PK 1038 6 PK 1038 ZRK 1747
----------	-------	------------	---------------	--------------------------------	---	---

1.9 JTD

1910 ccm	74 kW	182 B9.000	09.00 - 10.01	ALT ALT ALT CAM CAM W-P; CAM	+ AC MTR-CODE: 182A7000; - AC MTR-CODE: 182B9000; - AC	6 PK 1795 6 PK 1038 6 PK 1038 ZRK 1113 KT 1404 KT 1404 W1
----------	-------	------------	---------------	---	--	--

1.9 JTD 105

1910 ccm	77 kW	182 B4.000	12.98 - 10.01	ALT ALT ALT CAM CAM W-P; CAM	- AC FROM MTR-NO: 1370830; + AC UNTIL MTR-NO: 1370829; + AC	6 PK 1038 6 PK 1795 6 PK 1775 ZRK 1113 KT 1404 KT 1404 W1
----------	-------	------------	---------------	---	---	--

BRAVO I (182)

1.2 16V 80

1242 ccm	59 kW	188 A5.000	10.00 - 10.01	ALT ALT PS CAM CAM W-P; CAM	- AC + AC	4 PK 675 5 PK 1590 3 PK 913 ZRK 1322 KT 1253 KT 1253 W1
----------	-------	------------	---------------	--	--------------	--

1.2 16V 80

1242 ccm	60 kW	182 B2.000	12.98 - 10.00	AC-C ALT ALT PS CAM CAM W-P; CAM	- AC + AC FROM: 05.99	4 PK 841 4 PK 675 4 PK 698 3 PK 913 ZRK 1322 KT 1253 KT 1253 W1
----------	-------	------------	---------------	--	-----------------------------	---

1.4 (182.AG)

1370 ccm	55 kW	182 A5.000	10.95 - 10.01	ALT	- AC; - PS	4 PK 750
----------	-------	------------	---------------	-----	------------	----------



FIAT

BRAVO I (182)

1.4 (182.AG)

1370 ccm	55 kW	182 A5.000	10.95 - 10.01	ALT	+ AC; + PS	6 PK 1840
				ALT	+ PS; - AC	6 PK 1045
				CAM		ZRK 1243
				CAM		KT 1080
				W-P; CAM	UNTIL MTR-NO: 705.144	KT 1080 W1

1.4 (182.AA)

1370 ccm	59 kW	182 A3.000	10.95 - 10.01	ALT	- AC; - PS	4 PK 750
				ALT	+ AC; + PS	6 PK 1840
				ALT	+ PS; - AC	6 PK 1045
				CAM		ZRK 1243
				CAM		KT 1080
				W-P; CAM	UNTIL MTR-NO: 705.144	KT 1080 W1

1.6 16V (182.AH)

1581 ccm	66 kW	182 A6.000	10.95 - 10.01	AC-C		4 PK 962
				ALT		5 PK 940
				PS		3 PK 668
				CAM		ZRK 1245
				CAM		KT 1081

1.6 16V (182.AB)

1581 ccm	76 kW	182 A4.000	03.96 - 10.01	AC-C		4 PK 962
				ALT		5 PK 940
				PS		3 PK 668
				CAM		ZRK 1245
				CAM		KT 1081

1.6

1596 ccm	76 kW	182 B6.000	09.00 - 02.02	AC-C		4 PK 962
				ALT		5 PK 940
				PS		3 PK 668
				CAM		ZRK 1245
				CAM		KT 1081

1.8 GT (182.AC)

1747 ccm	83 kW	182 A2.000	10.95 - 10.01	ALT	FROM: 07.99; UNTIL: 08.00; + AC	6 PK 1855
				ALT	FROM: 11.96; - AC	6 PK 1045
				ALT	FROM: 11.96; UNTIL: 07.99; + AC	6 PK 1840
				W-P; CAM		ZRK 1249
				W-P; CAM		KT 1294
				W-P; CAM		KT 1294 W1

2.0 HGT 20V (182.AD)

1998 ccm	108 kW	182 A1.000	10.95 - 07.98	ALT	FROM: 11.96; - AC	6 PK 698
				ALT	FROM: 11.96; FROM MTR-NO: 0517624; + AC	6 DPK 1225
				ALT	FROM: 11.96; UNTIL MTR-NO: 0517623; + AC	6 DPK 1237
				PS	FROM: 11.96	6 PK 1138
				CAM		ZRK 1246

2.0 HGT 20V (182.AQ)

1998 ccm	113 kW	182 B7.000	07.98 - 10.01	ALT	- AC	6 PK 698
				ALT	FROM MTR-NO: 0517624; + AC	6 DPK 1225
				ALT	UNTIL MTR-NO: 0517623; + AC	6 DPK 1237
				PS		6 PK 1138
				CAM		ZRK 1246

1.9 D

1929 ccm	48 kW	160 A7.000	10.95 - 10.01	PS		AVX 10 x 650
				AC-C		5 PK 940
				ALT	- AC	6 PK 925
				ALT	+ AC	6 PK 985
				CAM		ZRK 1253
				CAM		KT 1101

1.9 TD 75 S (182.AF)

1910 ccm	55 kW	182 A8.000	03.96 - 10.01	PS		AVX 10 x 650
				ALT	FROM: 09.96; - AC	6 PK 1038
				ALT	FROM: 09.96; + AC	6 PK 1830
				CAM		ZRK 1747

1.9 TD 100 S (182.AF)

1910 ccm	74 kW	182 A7.000	03.96 - 10.01	PS		AVX 10 x 650
				ALT	FROM: 09.96; - AC	6 PK 1038
				ALT	FROM: 09.96; + AC	6 PK 1830
				CAM		ZRK 1747



FIAT

BRAVO I (182)

1.9 JTD

1910 ccm	74 kW	182 B9.000	09.00 - 10.01	ALT	- AC	6 PK 1038
				ALT	+ AC	6 PK 1795
				CAM		ZRK 1113
				CAM		KT 1404
				W-P; CAM		KT 1404 W1

1.9 JTD 105

1910 ccm	77 kW	182 B4.000	12.98 - 10.01	ALT	- AC	6 PK 1038
				ALT	FROM MTR-NO: 1370830; + AC	6 PK 1795
				ALT	UNTIL MTR-NO: 1370829; + AC	6 PK 1775
				CAM		ZRK 1113
				CAM		KT 1404
				W-P; CAM		KT 1404 W1

BRAVO II (198)

1.4

1368 ccm	66 kW	192 B2.000	04.07 -	ALT	FROM: 06.09; - AC	4 PK 665
				ALT	FROM: 06.09; + AC	5 PK 1145
				CAM		ZRK 1322
				CAM		KT 1253
				W-P; CAM		KT 1253 W1

1.4 LPG

1368 ccm	66 kW	192 B2.000	11.09 -	W-P; CAM		KT 1253 W1
----------	-------	------------	---------	----------	--	------------

1.4 T-Jet

1368 ccm	88 kW	198 A4.000	09.07 -	ALT	- AC	4 PK 665
				ALT	+ AC	5 PK 1145
				CAM		ZRK 1322
				CAM		KT 1253
				W-P; CAM		KT 1253 W1

1.4 16V

1368 ccm	103 kW	198 A7.000	03.08 -	W-P; CAM		KT 1253 W1
----------	--------	------------	---------	----------	--	------------

1.4 T-Jet

1368 ccm	110 kW	198 A1.000	09.07 -	ALT	- AC	4 PK 665
				ALT	+ AC	5 PK 1145
				CAM		ZRK 1322
				CAM		KT 1253
				W-P; CAM		KT 1253 W1

1.6 D Multijet

1598 ccm	77 kW	198 A3.000	03.08 -	ALT	- AC	6 PK 1038
----------	-------	------------	---------	-----	------	-----------

1.6 D Multijet

1598 ccm	88 kW	198 A2.000	03.08 -	ALT	- AC	6 PK 1038
----------	-------	------------	---------	-----	------	-----------

1.9 D Multijet

1910 ccm	66 kW	192 B5.000	04.07 -	ALT	- AC	6 PK 800
				ALT	OE-NO.: 71739512; + AC	6 PK 1275
				ALT	OE-NO.: 71744462; + AC	6 PK 1255
				CAM		ZRK 1113
				CAM		KT 1404
				W-P; CAM		KT 1404 W1

1.9 D Multijet

1910 ccm	85 kW	192 B4.000	11.06 -	W-P; CAM		KT 1404 W1
----------	-------	------------	---------	----------	--	------------

1.9 D Multijet

1910 ccm	88 kW	192 A8.000	04.07 -	ALT	- AC	6 PK 800
				ALT	OE-NO.: 71739512; + AC	6 PK 1275
				ALT	OE-NO.: 71744462; + AC	6 PK 1255
				CAM		ZRK 1113
				CAM		KT 1404
				W-P; CAM		KT 1404 W1

1.9 D Multijet

1910 ccm	110 kW	937 A5.000	04.07 -	ALT	UNTIL CHA-NO.: 4102283	6 PK 1360
				CAM		ZRK 1466
				CAM		KT 1400
				CAM		KT 1535 W1

2.0 D Multijet

1956 ccm	120 kW	844 A2.000	09.08 -	W-P; CAM		KT 1525 W1
----------	--------	------------	---------	----------	--	------------

2.0 D Multijet

1956 ccm	121 kW	198 A5.000	09.08 -	W-P; CAM		KT 1525 W1
----------	--------	------------	---------	----------	--	------------



FIAT

CINQUECENTO (170)

0.7 i (170AD)

704 ccm	22 kW	170 A.046	07.94 - 01.98	ALT		AVX 10 x 735
---------	-------	-----------	---------------	-----	--	--------------

0.7 (170AA)

704 ccm	23 kW	170 A.000	12.91 - 01.96	ALT	FROM: 10.92; UNTIL: 01.96	AVX 10 x 735
---------	-------	-----------	---------------	-----	---------------------------	--------------

0.9 i.e. S (170AF, 170CF)

899 ccm	29 kW	1170 A1.000;1170 A1.046	07.91 - 07.99	AC-C ALT		AVX 13 x 850 AVX 10 x 800
---------	-------	-------------------------	---------------	-------------	--	------------------------------

0.9 (170AB)

903 ccm	30 kW	170 A1.000	07.91 - 12.93	ALT	FROM: 07.91; UNTIL: 12.93	AVX 10 x 800
---------	-------	------------	---------------	-----	---------------------------	--------------

1.1 Sporting (170AH)

1108 ccm	40 kW	176 B2.000	10.94 - 01.98	AC-C ALT CAM CAM CAM CAM CAM	- AC FROM MTR-NO: 9042884 UNTIL MTR-NO: 9042883 FROM MTR-NO: 9042884 UNTIL MTR-NO: 9042883 UNTIL MTR-NO: 9042883	4 PK 780 4 PK 675 ZRK 1438 ZRK 1310 KT 1324 KT 1173 KT 1173 W1
----------	-------	------------	---------------	--	---	--

COUPE (FA/175)

1.8 16V

1747 ccm	96 kW	183 A1.000	03.96 - 08.00	ALT ALT ALT W-P; CAM W-P; CAM W-P; CAM W-P; CAM W-P; CAM	- AC FROM: 05.98; FROM MTR-NO: 1070427; + AC UNTIL: 05.98; UNTIL MTR-NO: 1070426; + AC FROM: 06.98 UNTIL: 05.98 UNTIL: 05.98	6 PK 1045 6 PK 1855 6 PK 1840 ZRK 1249 KT 1294 KT 1079 KT 1294 W1 KT 1079 W1
----------	-------	------------	---------------	---	---	---

2.0 16V

1995 ccm	102 kW	836 A3.000	11.93 - 08.96	AC-C ALT ALT BAL CAM CAM	- AC + AC	AVX 13 x 850 5 PK 1040 5 PK 1055 ZRK 1286 ZRK 1252 KT 1346
----------	--------	------------	---------------	---	--------------	---

2.0 20V

1998 ccm	108 kW	182 A1.000	08.96 - 04.98	ALT ALT ALT PS CAM	- AC FROM MTR-NO: 0517624; + AC UNTIL MTR-NO: 0517623; + AC	6 PK 698 6 DPK 1225 6 DPK 1237 6 PK 1138 ZRK 1246
----------	--------	------------	---------------	--------------------------------	---	---

2.0 20V

1998 ccm	113 kW	182 B3.000	04.98 - 08.00	CAM		ZRK 1246
----------	--------	------------	---------------	-----	--	----------

2.0 16V Turbo

1995 ccm	140 kW	175 A1.000	11.93 - 08.96	AC-C ALT ALT BAL CAM CAM	- AC + AC	AVX 13 x 850 5 PK 1040 5 PK 1055 ZRK 1286 ZRK 1252 KT 1346
----------	--------	------------	---------------	---	--------------	---

2.0 20V Turbo

1998 ccm	162 kW	175 A3.000	08.96 - 08.00	ALT ALT ALT PS CAM	- AC FROM MTR-NO: 0517624; + AC UNTIL MTR-NO: 0517623; + AC	6 PK 698 6 DPK 1225 6 DPK 1237 6 PK 1138 ZRK 1246
----------	--------	------------	---------------	--------------------------------	---	---

CROMA (154)

2000 CHT (154.AC)

1995 ccm	66 kW	154 A1.000	12.85 - 02.89	AC-C ALT PS PS PS ALT BAL CAM	UNTIL RIC-NO.: 0216250 UNTIL RIC-NO.: 0216250 FROM RIC-NO.: 0206425 UNTIL RIC-NO.: 0206424 UNTIL RIC-NO.: 0216250; + AC FROM: 08.86; + AC	AVX 10 x 838 AVX 10 x 1090 AVX 13 x 850 AVX 10 x 825 AVX 13 x 775 4 PK 1100 ZRK 1286 ZRK 1309
----------	-------	------------	---------------	--	--	--



FIAT

CROMA (154)

2000 CHT (154.AC)

1995 ccm 66 kW 154 A1.000 12.85 - 02.89 CAM KT 1152

2000 CHT

1995 ccm 74 kW 01.91 - 09.92 ALT + AC 4 PK 1100
CAM ZRK 1309
CAM MTR-CODE: 154C5.000 KT 1152

2000 i.e. (154.AM)

1995 ccm 83 kW 834 B.048 03.86 - 09.90 AC-C UNTIL RIC-NO.: 0216250 AVX 10 x 844
ALT UNTIL RIC-NO.: 0216250; + PS AVX 10 x 1090
PS - AC AVX 10 x 825
PS FROM RIC-NO.: 0206425 AVX 13 x 850
PS UNTIL RIC-NO.: 0216250; + AC; 1. HYD-P AVX 10 x 750
BAL ZRK 1286
CAM ZRK 1309
CAM KT 1152

2000 i.e. (154.AM, 154.LM)

1995 ccm 85 kW 154 C3.046;834 B.146 10.87 - 08.96 AC-C UNTIL RIC-NO.: 0216250 AVX 10 x 838
ALT AVX 10 x 1090
ALT UNTIL RIC-NO.: 0216250; + PS AVX 10 x 1090
PS AVX 10 x 825
PS UNTIL RIC-NO.: 0216250; + AC AVX 10 x 775
PS UNTIL RIC-NO.: 0216250; + AC; 1. HYD-P AVX 10 x 750
ALT FROM: 01.93 5 PK 1104
ALT UNTIL: 01.93 4 PK 1100
BAL ZRK 1286
CAM ZRK 1309
CAM FROM: 01.92 KT 1256
CAM UNTIL: 12.91 KT 1152

2000 i.e. (154.AD)

1995 ccm 88 kW 154 C3.000;834 B.000 03.87 - 09.92 AC-C UNTIL RIC-NO.: 0216250 AVX 10 x 844
ALT; PS UNTIL RIC-NO.: 0216250 AVX 10 x 1090
PS - AC AVX 10 x 825
PS UNTIL RIC-NO.: 0216250; + AC AVX 10 x 775
PS UNTIL RIC-NO.: 0216250; + AC; 1. HYD-P AVX 10 x 750
ALT 4 PK 1100
BAL ZRK 1286
CAM ZRK 1309
CAM KT 1152

2000 16V

1995 ccm 101 kW 154 E1.000 08.92 - 08.96 PS AVX 13 x 850
ALT 5 PK 1104
BAL ZRK 1286
CAM ZRK 1252
CAM KT 1346

2000 i.e. Turbo (154.AM, 154.LM)

1995 ccm 110 kW 154 C4.046;834 C.146 06.87 - 08.96 AC-C UNTIL RIC-NO.: 0216250 AVX 10 x 838
ALT AVX 10 x 1090
ALT UNTIL RIC-NO.: 0216250; + PS AVX 10 x 1090
PS AVX 13 x 850
PS FROM: 01.91; 1. HYD-P AVX 13 x 800
PS UNTIL RIC-NO.: 0216250; + AC AVX 10 x 775
PS UNTIL RIC-NO.: 0216250; + AC; 1. HYD-P AVX 10 x 750
ALT FROM: 01.93 5 PK 1104
ALT UNTIL: 01.93 4 PK 1100
BAL ZRK 1286
CAM ZRK 1309
CAM FROM: 01.92 KT 1256
CAM UNTIL: 12.91 KT 1152

2000 i.e. Turbo

1995 ccm 111 kW 834 C.146 11.86 - 11.88 ALT AVX 10 x 1090
PS AVX 10 x 825
PS + AC AVX 10 x 775
PS + AC; 1. HYD-P AVX 10 x 750
BAL ZRK 1286
CAM ZRK 1309
CAM KT 1152



FIAT

CROMA (154)

2000 i.e. Turbo (154.AM)

1995 ccm	114 kW	154 A2.000	12.85 - 06.90	AC-C	UNTIL RIC-NO.: 0216250	AVX 10 x 844
				ALT	UNTIL RIC-NO.: 0216250; + AC	AVX 10 x 1090
				PS	- AC	AVX 10 x 825
				PS	UNTIL RIC-NO.: 0216250; + AC	AVX 10 x 775
				PS	UNTIL RIC-NO.: 0216250; + AC; 1. HYD-P	AVX 10 x 750
				ALT		4 PK 1100
				BAL		ZRK 1286
				CAM		ZRK 1309
				CAM		KT 1152

2500 V6

2492 ccm	119 kW	834 G.000	06.93 - 08.96	ALT	- AC	7 PK 1175
				ALT	+ AC	7 PK 1240
				PS	- ELEC-SUSP	4 PK 763
				PS	+ ELEC-SUSP	4 PK 790

1900 Turbo D i.d. (154.LL, 154.PL)

1929 ccm	66 kW	154 C6.000	05.89 - 10.92	PS	FROM: 01.91	AVX 10 x 710
				AC-C	FROM MTR-NO: 1896624	5 PK 1025
				AC-C	UNTIL MTR-NO: 1896623	5 PK 1060
				ALT	- AC	5 PK 905
				ALT	+ AC	5 PK 970
				CAM		ZRK 1251
				CAM		KT 1211

1900 Turbo D i.d.

1929 ccm	69 kW	154 D1.000	11.92 - 12.96	PS		AVX 10 x 740
				AC-C	FROM MTR-NO: 1896624	5 PK 1025
				AC-C	UNTIL MTR-NO: 1896623	5 PK 1060
				ALT	+ AC	5 PK 970
				ALT	FROM MTR-NO: 1731342; - AC	5 PK 985
				ALT	UNTIL MTR-NO: 1731341; - AC	5 PK 970
				CAM		ZRK 1251
				CAM		KT 1211

2500 D

2499 ccm	55 kW	8144.67	12.85 - 12.89	CAM		ZRK 1100
				CAM		KT 1091

2500 TD (154.AE)

2445 ccm	74 kW	8144.91.2000	12.85 - 08.89	AC-C	FROM MTR-NO: 752413	AVX 13 x 825
				AC-C	UNTIL MTR-NO: 752412	AVX 10 x 813
				AC-C	UNTIL: 01.86	AVX 10 x 775
				ALT		AVX 10 x 635
				HYD-P		AVX 10 x 710
				W-P	UNTIL: 11.86	AVX 10 x 925
				CAM		ZRK 1094

2500 TD (154.LL, 154.PL)

2500 ccm	85 kW	8144.97;8144.97 Y;8144.97.2400	05.89 - 08.96	AC-C	FROM: 02.91	AVX 13 x 825
				AC-C	UNTIL MTR-NO: 752412	AVX 10 x 813
				AC-C	UNTIL: 02.91; FROM MTR-NO: 752413	AVX 13 x 825
				ALT	UNTIL: 01.93	AVX 10 x 635
				HYD-P		AVX 10 x 710
				ALT	MTR-CODE: 814497Y	5 PK 886
				CAM	FROM: 01.93	ZRK 1239
				CAM	UNTIL: 12.92	ZRK 1094

CROMA (194)

1.8 16V

1796 ccm	103 kW	939 A4.000	12.05 -	ALT		5 PK 1545
				CAM		ZRK 1455
				W-P; CAM		KT 1405 W1

2.2 16V

2198 ccm	108 kW	194 A1.000	06.05 -	ALT		5 PK 1030
----------	--------	------------	---------	-----	--	-----------

1.9 D Multijet

1910 ccm	85 kW	939 A7.000	06.05 -	ALT	FROM: 05.07	6 PK 1395
				ALT	UNTIL: 05.07	6 PK 1413
				CAM		KT 1426 W1

1.9 D Multijet

1910 ccm	88 kW	939 A1.000	06.05 -	ALT	FROM: 05.07	6 PK 1395
				ALT	UNTIL: 05.07	6 PK 1413



FIAT

CROMA (194)

1.9 D Multijet

1910 ccm	88 kW	939 A1.000	06.05 -	CAM		ZRK 1540
				CAM		KT 1426 W1

1.9 D Multijet

1910 ccm	100 kW	939 A8.000	12.05 -	W-P; CAM		KT 1400 W1
----------	--------	------------	---------	----------	--	------------

1.9 D Multijet

1910 ccm	110 kW	939 A2.000	06.05 -	ALT	FROM CHA-NO.: 2073593	6 PK 1395
				ALT	UNTIL CHA-NO.: 2073592	6 PK 1413
				CAM		ZRK 1466
				CAM		KT 1400
				CAM		KT 1535 W1
				W-P; CAM		KT 1400 W1

2.4 D Multijet

2387 ccm	147 kW	939 A3.000	06.05 -	CAM		ZRK 1466
				CAM		KT 1401
				CAM	MTR-CODE: 939A3.000/F	KT 1401 W1

DOBLO (119)

1.2 (223AXA1A)

1242 ccm	48 kW	223 A5.000	03.01 -	AC-C		4 PK 841
				ALT	FROM MTR-NO: 0714686; - AC	4 PK 665
				ALT	FROM: 02.04; UNTIL: 02.05; + AC; TR	4 PK 698
				ALT	FROM: 02.05; + AC; - TR	4 PK 685
				ALT	UNTIL MTR-NO: 0714685; - AC	4 PK 675
				ALT	UNTIL: 01.04; + AC	4 PK 698
				PS	- AC	3 PK 913
				CAM	FROM MTR-NO: 2533529	ZRK 1469
				CAM	UNTIL MTR-NO: 2533528	ZRK 1205
				CAM	MTR-CODE: 223 A5.000; FROM MTR-NO: 2533529	KT 1447
				CAM	UNTIL MTR-NO: 2533528	KT 1316
				W-P; CAM	UNTIL MTR-NO: 2533528	KT 1316 W1

1.4

1368 ccm	57 kW	350 A1.000	10.05 -	ALT	- AC	4 PK 665
				ALT	+ AC	5 PK 1145
				PS	- AC	3 PK 913
				CAM		ZRK 1469
				CAM		KT 1447

1.6

1596 ccm	68 kW	182 B6.000	09.02 -	ALT	- AC	5 PK 940
				ALT	+ AC	5 EPK 926
				ALT	RUS	4 EPK 874
				PS		3 PK 698
				CAM		ZRK 1245
				CAM		KT 1081

1.6 16V (223AXD1A)

1596 ccm	76 kW	182 B6.000	10.01 -	ALT	- AC	5 PK 940
				ALT	+ AC	5 EPK 926
				ALT	RUS	4 EPK 874
				PS		3 PK 698
				CAM		ZRK 1245
				CAM		KT 1081

1.6 Natural Power

1596 ccm	76 kW	182 B6.000	09.02 -	ALT	+ AC	5 EPK 926
				ALT	FROM: 02.04; - AC	5 PK 940
				ALT	RUS	4 EPK 874
				PS	FROM: 02.04	3 PK 698
				CAM		ZRK 1245
				CAM		KT 1081

1.3 JTD

1248 ccm	55 kW	199 A2.000	05.05 -	ALT	- AC	6 PK 1185
				ALT	+ AC	6 PK 1310
				PS		4 EPK 1022

1.3 D Multijet

1248 ccm	62 kW	223 A9.000	10.05 -	ALT	FROM: 10.06; - AC	6 PK 1185
				ALT	FROM: 10.06; + AC	6 PK 1310
				PS		4 EPK 1022



FIAT

DOBLO (119)

1.9 D (223AXB1A)

1910 ccm	46 kW	223 A6.000	03.01 -	ALT	- AC	6 PK 1055
				ALT	+ AC	6 PK 1820
				CAM		ZRK 1747

1.9 JTD (223AXE1A)

1910 ccm	74 kW	182 B9.000;223 B2.000	10.01 -	ALT	FROM: 04.02; MTR-CODE: 182B9000;223B2000; - AC	6 PK 1055
				ALT	FROM: 04.02; MTR-CODE: 182B9000;223B2000; + AC	6 PK 1820
				ALT	MTR-CODE: 182B1000;182B9000; - AC	6 PK 1055
				ALT	MTR-CODE: 182B1000;182B9000; + AC	6 PK 1820
				CAM		ZRK 1113
				CAM	UNTIL: 04.03; UNTIL MTR-NO: 3646771	KT 1404
				W-P; CAM		KT 1404 W1

1.9 JTD

1910 ccm	77 kW	223 A7.000;223 B1.000	07.03 -	ALT	- AC	6 PK 1055
				ALT	+ AC	6 PK 1820
				CAM		ZRK 1113
				CAM		KT 1404
				W-P; CAM		KT 1404 W1

1.9 D Multijet

1910 ccm	88 kW	186 A9.000	10.05 -	ALT	- AC	6 PK 1055
				ALT	+ AC	6 PK 1820
				CAM		ZRK 1113
				CAM		KT 1404
				W-P; CAM		KT 1404 W1

DOBLO Cargo (223)

1.2 (223XA1A)

1242 ccm	48 kW	223 A5.000	03.01 -	AC-C		4 PK 841
				ALT	+ AC	4 PK 698
				ALT	FROM MTR-NO: 0714686; - AC	4 PK 665
				ALT	UNTIL MTR-NO: 0714685; - AC	4 PK 675
				PS	- AC	3 PK 913
				CAM	FROM MTR-NO: 2533529	ZRK 1469
				CAM	UNTIL MTR-NO: 2533528	ZRK 1205
				CAM	MTR-CODE: 223A5.000; FROM MTR-NO: 2533529	KT 1447
				CAM	UNTIL MTR-NO: 2533528	KT 1316
				CAM	UNTIL MTR-NO: 2533528	KT 1316 W1

1.4

1368 ccm	57 kW	350 A1.000	10.05 -	ALT	- AC	4 PK 665
				ALT	+ AC	5 PK 1145
				PS	- AC	3 PK 913
				CAM		ZRK 1469
				CAM		KT 1447

1.6 16V (223ZXD1A)

1596 ccm	76 kW	182 B6.000	10.01 -	ALT	- AC	5 PK 940
				ALT	+ AC	5 EPK 926
				ALT	RUS	4 EPK 874
				PS		3 PK 698
				CAM		ZRK 1245
				CAM		KT 1081

1.6 Natural Power

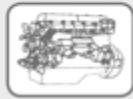
1596 ccm	76 kW	182 B6.000	09.02 -	ALT	+ AC	5 EPK 926
				ALT	FROM: 02.04; - AC	5 PK 940
				ALT	RUS	4 EPK 874
				PS	FROM: 02.04	3 PK 698
				CAM		ZRK 1245
				CAM		KT 1081

1.3 JTD 16V

1248 ccm	51 kW	188 A8.000;188 A9.000	05.04 -	ALT	- AC	6 PK 1185
				ALT	+ AC	6 PK 1310
				PS		4 EPK 1022

1.3 D Multijet

1248 ccm	55 kW	199 A2.000	10.05 -	ALT	- AC	6 PK 1185
				ALT	+ AC	6 PK 1310
				PS		4 EPK 1022



FIAT

DOBLO Cargo (223)

1.9 D (223ZXB1A)

1910 ccm	46 kW	223 A6.000	03.01 -	ALT	- AC	6 PK 1055
				ALT	+ AC	6 PK 1820
				CAM		ZRK 1747

1.9 JTD (223ZXE1A)

1910 ccm	74 kW	182 B9.000	10.01 -	ALT	- AC	6 PK 1055
				ALT	+ AC	6 PK 1820
				CAM		ZRK 1113
				CAM		KT 1404
				W-P; CAM		KT 1404 W1

1.9 JTD

1910 ccm	77 kW	223 A7.000;223 B1.000	07.03 -	ALT	FROM: 05.05; - AC	6 PK 1055
				ALT	FROM: 05.05; + AC	6 PK 1820
				CAM		ZRK 1113
				CAM		KT 1404
				W-P; CAM		KT 1404 W1

1.9 JTD Multijet

1910 ccm	88 kW	186 A9.000	12.06 -	W-P; CAM		KT 1404 W1
----------	-------	------------	---------	----------	--	------------

DOBLO Kombi (263)

1.4

1368 ccm	70 kW	843 A1.000	02.10 -	ALT		4 PK 665
				ALT	+ AC	5 PK 1145
				W-P; CAM		KT 1253 W1

1.4 Natural Power

1368 ccm	88 kW	198 A4.000	02.10 -	W-P; CAM		KT 1253 W1
----------	-------	------------	---------	----------	--	------------

1.3 D Multijet

1248 ccm	66 kW	199 A3.000;263 A2.000	02.10 -	ALT	+ AC	6 PK 1670
----------	-------	-----------------------	---------	-----	------	-----------

2.0 D Multijet

1956 ccm	99 kW	263 A1.000	02.10 -	W-P; CAM		KT 1525 W1
----------	-------	------------	---------	----------	--	------------

DOBLO Kasten/Kombi (263)

1.4

1368 ccm	70 kW	843 A1.000	02.10 -	ALT		4 PK 665
				ALT	+ AC	5 PK 1145
				W-P; CAM		KT 1253 W1

1.4 Natural Power

1368 ccm	88 kW	198 A4.000	06.10 -	W-P; CAM		KT 1253 W1
----------	-------	------------	---------	----------	--	------------

1.3 D Multijet

1248 ccm	66 kW	199 A3.000;263 A2.000	02.10 -	ALT	MTR-CODE: 263A2000; + AC	6 PK 1670
----------	-------	-----------------------	---------	-----	--------------------------	-----------

2.0 D Multijet

1956 ccm	99 kW	263 A1.000	02.10 -	W-P; CAM		KT 1525 W1
----------	-------	------------	---------	----------	--	------------

DOBLO Pritsche/Fahrgestell (263)

1.4

1368 ccm	70 kW	843 A1.000	04.10 -	W-P; CAM		KT 1253 W1
----------	-------	------------	---------	----------	--	------------

2.0 D Multijet

1956 ccm	99 kW	263 A1.000	02.10 -	W-P; CAM		KT 1525 W1
----------	-------	------------	---------	----------	--	------------

ELBA (146_)

1.7 D

1698 ccm	43 kW	146 B2.000	04.89 - 12.96	ALT	FROM: 04.91; + PS	5 PK 886
				PS	FROM: 04.91	3 PK 685

FIORINO Kasten (146 Uno)

60 1.1

1116 ccm	40 kW	146 A9.000	05.88 - 12.93	ALT		AVX 10 x 1000
				CAM		ZRK 1053

70 1.3

1301 ccm	49 kW	146 A5.000	01.88 - 12.94	CAM		ZRK 1054
----------	-------	------------	---------------	-----	--	----------

70 i.e. 1.4

1372 ccm	49 kW	146 C5.000;146 D5.000	05.94 - 05.01	ALT		AVX 10 x 864
				PS		AVX 10 x 950
				ALT	FROM: 03.95	4 PK 940
				ALT	UNTIL: 03.95	4 PK 913
				CAM		ZRK 1244
				CAM	UNTIL CHA-NO.: 8220596	KT 1037



FIAT

FIORINO Kasten (146 Uno)

75 i.e. 1.5

1499 ccm	55 kW	149 C1.000	05.88 - 12.93	ALT CAM CAM		AVX 10 x 825 ZRK 1267 KT 1150
----------	-------	------------	---------------	-------------------	--	-------------------------------------

75 i.e. 1.6

1581 ccm	55 kW	146 C6.000;146 D6.000	10.93 - 05.01	ALT PS ALT ALT CAM CAM	UNTIL: 03.95 FROM: 03.95 UNTIL: 03.95	AVX 10 x 864 AVX 10 x 950 4 PK 940 4 PK 913 ZRK 1244 KT 1037
----------	-------	-----------------------	---------------	---------------------------------------	---	---

60 1.7 D

1697 ccm	42 kW	146 B2.000	05.88 - 10.96	ALT ALT CAM CAM	FROM: 09.90 UNTIL: 09.90	AVX 10 x 913 AVX 10 x 888 ZRK 1248 KT 1099
----------	-------	------------	---------------	--------------------------	-----------------------------	---

60 1.7 D

1698 ccm	44 kW	149 B3.000	05.88 - 05.00	ALT ALT CAM CAM	FROM: 10.90 UNTIL: 09.90	AVX 10 x 913 AVX 10 x 888 ZRK 1248 KT 1099
----------	-------	------------	---------------	--------------------------	-----------------------------	---

65 1.7 TD

1698 ccm	46 kW	146 D7.000	01.97 - 05.01	ALT AC-C ALT ALT ALT PS CAM CAM	+ AC OE-NO.: 71739618; - AC OE-NO.: 71739911; - AC	AVX 10 x 913 3 PK 648 5 PK 975 5 PK 886 5 PK 975 3 PK 685 ZRK 1248 KT 1099
----------	-------	------------	---------------	--	--	---

FIORINO Pick up (146)

1.3

1301 ccm	49 kW	146 A5.000	01.88 - 12.94	CAM		ZRK 1054
----------	-------	------------	---------------	-----	--	----------

1.4

1372 ccm	49 kW	146 D5.000	05.94 - 05.01	ALT ALT CAM CAM	FROM: 03.95 UNTIL: 03.95	4 PK 940 4 PK 913 ZRK 1244 KT 1037
----------	-------	------------	---------------	--------------------------	-----------------------------	---

1.6

1581 ccm	55 kW	146 C6.000;146 D6.000	01.94 - 05.01	ALT ALT CAM CAM	FROM: 03.95 UNTIL: 03.95 UNTIL CHA-NO.: 8220596	4 PK 940 4 PK 913 ZRK 1244 KT 1037
----------	-------	-----------------------	---------------	--------------------------	---	---

1.7 D

1697 ccm	42 kW	146 B2.000	10.93 - 10.99	CAM CAM		ZRK 1248 KT 1099
----------	-------	------------	---------------	------------	--	---------------------

1.7 D

1698 ccm	44 kW	149 B3.000	05.88 - 10.99	CAM CAM		ZRK 1248 KT 1099
----------	-------	------------	---------------	------------	--	---------------------

1.7 TD

1698 ccm	46 kW	146 D7.000	01.97 - 05.01	AC-C ALT ALT ALT PS CAM CAM	+ AC OE-NO.: 71739618; - AC OE-NO.: 71739911; - AC	3 PK 648 5 PK 975 5 PK 886 5 PK 975 3 PK 685 ZRK 1248 KT 1099
----------	-------	------------	---------------	---	--	---

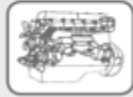
FIORINO Kasten/Kombi (225)

1.4

1360 ccm	54 kW	KFT;KfV	02.08 -	ALT CAM CAM W-P; CAM	+ AC MTR-CODE: KfV	6 PK 1565 ZRK 1457 KT 1370 KT 1370 W1
----------	-------	---------	---------	-------------------------------	-------------------------------	--

1.4 Natural Power

1368 ccm	57 kW	350 A1.000	10.09 -	ALT		5 PK 1145
----------	-------	------------	---------	-----	--	-----------



FIAT

FIORINO Kasten/Kombi (225)

1.4 Natural Power

1368 ccm 57 kW 350 A1.000 10.09 - CAM KT 1447

1.3 D Multijet

1248 ccm 55 kW 199 A2.000;199 A9.000 02.08 - ALT - AC 6 PK 1185
ALT + AC 6 PK 1318
PS 4 EPK 1022

FREEMONT (JC)

2.0 JTD

1956 ccm 100 kW 939 B5.000 08.11 - W-P; CAM KT 1525 W1

2.0 JTD

1956 ccm 103 kW 939 B5.000;940 A5.000 08.11 - W-P; CAM KT 1525 W1

2.0 JTD

1956 ccm 120 kW 939 B5.000 08.11 - W-P; CAM KT 1525 W1

2.0 JTD 4x4

1956 ccm 120 kW 939 B5.000 08.11 - W-P; CAM KT 1525 W1

2.0 JTD

1956 ccm 125 kW 939 B5.000 08.11 - W-P; CAM KT 1525 W1

2.0 JTD 4x4

1956 ccm 125 kW 939 B5.000 08.11 - W-P; CAM KT 1525 W1

IDEA

1.2 16V

1242 ccm 59 kW 188 A5.000 01.04 - ALT - AC 4 PK 675
ALT + AC 5 PK 1145
CAM ZRK 1322
CAM KT 1253
W-P; CAM KT 1253 W1

1.4

1368 ccm 57 kW 350 A1.000 10.05 - ALT - AC 4 PK 665
ALT + AC 5 PK 1145
CAM ZRK 1469
CAM KT 1447

1.4

1368 ccm 66 kW 192 B2.000 12.03 - ALT - AC 4 PK 675
ALT + AC 5 PK 1145
CAM ZRK 1322
CAM KT 1253

1.4 16V

1368 ccm 70 kW 843 A1.000 01.04 - ALT - AC 4 PK 675
ALT + AC 5 PK 1145
CAM ZRK 1322
CAM KT 1253
W-P; CAM KT 1253 W1

1.3 JTD

1248 ccm 51 kW 188 A9.000 01.04 - ALT - AC 6 PK 1185
ALT + AC 6 PK 1310

1.3 D Multijet

1248 ccm 66 kW 199 A3.000 10.05 - ALT - AC 6 PK 1185
ALT + AC 6 PK 1310

1.9 JTD

1910 ccm 74 kW 188 B2.000 01.04 - ALT FROM: 06.06 6 PK 1185
ALT UNTIL: 06.06 6 PK 1195
CAM ZRK 1113
CAM KT 1404
W-P; CAM KT 1404 W1

LINEA (323)

1.4

1368 ccm 57 kW 350 A1.000 06.07 - ALT - AC 4 PK 665
ALT + AC 5 PK 1145
CAM ZRK 1469
CAM KT 1447

1.4 T-Jet

1368 ccm 88 kW 198 A4.000 09.07 - ALT 5 PK 1145
CAM ZRK 1322
CAM KT 1253



FIAT

LINEA (323)

1.4 T-Jet

1368 ccm	88 kW	198 A4.000	09.07 -	W-P; CAM		KT 1253 W1
----------	-------	------------	---------	----------	--	------------

1.3 D Multijet

1248 ccm	66 kW	199 A3.000	06.07 -	ALT	- AC	6 PK 1185
				ALT	+ AC	6 PK 1318
				PS		4 EPK 1022

MAREA (185)

1.2 16V

1242 ccm	60 kW	182 B2.000	10.98 - 05.02	AC-C	FROM: 03.99	4 PK 841
				ALT	FROM: 03.99; - AC	4 PK 675
				ALT	FROM: 03.99; + AC	4 PK 698
				PS	FROM: 03.99	3 PK 913
				CAM		ZRK 1322
				CAM		KT 1253
				W-P; CAM	FROM: 05.99	KT 1253 W1

1.4 80 12V

1370 ccm	59 kW	182 A3.000	09.96 - 05.02	ALT	- AC	6 PK 1045
				ALT	+ AC	6 PK 1840
				CAM		ZRK 1243
				CAM		KT 1080
				W-P; CAM	UNTIL MTR-NO: 705.144	KT 1080 W1

1.6

1581 ccm	68 kW	185 A3.000	03.99 - 08.00	AC-C		4 PK 962
				ALT		5 PK 940
				PS		3 PK 668

1.6 SX

1581 ccm	72 kW	182 B5.098	09.00 - 08.02	AC-C	UNTIL: 06.01	4 PK 962
				ALT	- AC	5 PK 940
				ALT	FROM: 06.01; UNTIL MTR-NO: 0571417; + AC	5 PK 940
				PS		3 PK 668

1.6 100 16V

1581 ccm	76 kW	182 A4.000	09.96 - 05.02	AC-C		4 PK 962
				ALT		5 PK 940
				PS		3 PK 668
				CAM		ZRK 1245
				CAM		KT 1081

1.6

1596 ccm	76 kW	182 B6.000	09.00 - 08.02	AC-C	UNTIL: 06.01	4 PK 962
				ALT	- AC	5 PK 940
				ALT	FROM: 06.01; UNTIL MTR-NO: 0571417; + AC	5 PK 940
				PS		3 PK 668
				CAM		ZRK 1245
				CAM		KT 1081

1.6 100 16V Bipower

1581 ccm	76 kW	185 A3.000;186 A4.000	04.99 - 05.02	CAM		ZRK 1245
				CAM		KT 1081

1.8 115 16V

1747 ccm	83 kW	182 A2.000	09.96 - 05.02	ALT	- AC	6 PK 1045
				ALT	+ AC	6 PK 1840
				ALT	UNTIL: 08.00; + AC	6 PK 1855
				W-P; CAM		ZRK 1249
				W-P; CAM		KT 1294
				W-P; CAM		KT 1294 W1

2.0 150 20V

1998 ccm	108 kW	182 A1.000	09.96 - 04.99	ALT	- AC	6 PK 698
				ALT	FROM MTR-NO: 0517624; + AC	6 DPK 1225
				ALT	UNTIL MTR-NO: 0517623; + AC	6 DPK 1237
				PS		6 PK 1138
				CAM		ZRK 1246

2.0 150 20V

1998 ccm	110 kW	185 A8.000	01.01 - 05.02	ALT	- AC	6 PK 698
				ALT	+ AC	6 DPK 1225
				PS		6 PK 1138
				CAM		ZRK 1306
				CAM		KT 1349



FIAT

MAREA (185)

2.0 155 20V

1998 ccm	113 kW	182 B7.000	04.99 - 01.01	ALT	- AC	6 PK 698
				ALT	FROM MTR-NO: 0517624; + AC	6 DPK 1225
				ALT	UNTIL MTR-NO: 0517623; + AC	6 DPK 1237
				PS		6 PK 1138
				CAM		ZRK 1246

1.9 TD 75

1910 ccm	55 kW	182 A8.000	09.96 - 05.02	ALT	- AC	6 PK 1038
				ALT	+ AC	6 PK 1830
				CAM		ZRK 1747

1.9 TD 100

1910 ccm	74 kW	182 A7.000	09.96 - 05.02	ALT	- AC	6 PK 1038
				ALT	+ AC	6 PK 1830
				CAM		ZRK 1747

1.9 JTD 105

1910 ccm	77 kW	182 B4.000	04.99 - 01.01	ALT	- AC	6 PK 1038
				W-P; CAM		ZRK 1113
				W-P; CAM		KT 1404
				W-P; CAM		KT 1404 W1

1.9 JTD 110

1910 ccm	81 kW	186 A6.000	01.01 - 05.02	ALT	- AC	6 PK 1038
				CAM		ZRK 1113
				CAM		KT 1404
				W-P; CAM		KT 1404 W1

2.4 TD 125

2387 ccm	91 kW	185 A2.000	09.96 - 04.99	ALT	- AC	6 PK 1105
				ALT	FROM MTR-NO: 543352; + AC	6 PK 1760
				ALT	UNTIL MTR-NO: 543351; + AC	6 PK 1740
				CAM		ZRK 1422
				CAM		KT 1085

2.4 JTD 130

2387 ccm	96 kW	185 A6.000;839 A5.000	04.99 - 05.02	ALT	- AC	6 PK 1105
				ALT	+ AC	6 PK 1760
				CAM		ZRK 1113

MAREA Weekend (185)

1.2 16V

1242 ccm	60 kW	182 B2.000	10.98 - 05.02	AC-C	FROM: 03.99	4 PK 841
				ALT	FROM: 03.99; - AC	4 PK 675
				ALT	FROM: 03.99; + AC	4 PK 698
				PS	FROM: 03.99	3 PK 913
				CAM		ZRK 1322
				CAM		KT 1253
				W-P; CAM	FROM: 05.99	KT 1253 W1

1.4 80 12V

1370 ccm	59 kW	182 A3.000	09.96 - 05.02	ALT	- AC	6 PK 1045
				ALT	+ AC	6 PK 1840
				CAM		ZRK 1243
				CAM		KT 1080
				W-P; CAM	UNTIL MTR-NO: 705.144	KT 1080 W1

1.6 100 16V

1581 ccm	76 kW	182 A4.000	09.96 - 05.02	AC-C		4 PK 962
				ALT		5 PK 940
				PS		3 PK 668
				CAM		ZRK 1245
				CAM		KT 1081

1.6

1596 ccm	76 kW	182 B6.000	09.00 - 08.02	AC-C	UNTIL: 06.01	4 PK 962
				ALT	- AC	5 PK 940
				ALT	FROM: 06.01; UNTIL MTR-NO: 0571417; + AC; + C1	5 PK 940
				PS		3 PK 668
				CAM		ZRK 1245
				CAM		KT 1081

1.8 115 16V

1747 ccm	83 kW	182 A2.000	09.96 - 05.02	ALT	- AC	6 PK 1045
				ALT	+ AC	6 PK 1840



FIAT

MAREA Weekend (185)

1.8 115 16V

1747 ccm	83 kW	182 A2.000	09.96 - 05.02	ALT W-P; CAM W-P; CAM W-P; CAM	UNTIL: 08.00; + AC	6 PK 1855 ZRK 1249 KT 1294 KT 1294 W1
----------	-------	------------	---------------	---	--------------------	--

2.0 150 20V

1998 ccm	108 kW	182 A1.000	09.96 - 04.99	ALT ALT ALT PS CAM	- AC FROM MTR-NO: 0517624; + AC UNTIL MTR-NO: 0517623; + AC	6 PK 698 6 DPK 1225 6 DPK 1237 6 PK 1138 ZRK 1246
----------	--------	------------	---------------	--------------------------------	---	---

2.0 150 20V

1998 ccm	110 kW	185 A8.000	01.01 - 05.02	ALT ALT PS CAM CAM	- AC + AC	6 PK 698 6 DPK 1225 6 PK 1138 ZRK 1306 KT 1349
----------	--------	------------	---------------	--------------------------------	--------------	--

2.0 155 20V

1998 ccm	113 kW	182 B7.000	04.99 - 01.01	ALT ALT ALT PS CAM	- AC FROM MTR-NO: 0517624; + AC UNTIL MTR-NO: 0517623; + AC	6 PK 698 6 DPK 1225 6 DPK 1237 6 PK 1138 ZRK 1246
----------	--------	------------	---------------	--------------------------------	---	---

1.9 TD 75

1910 ccm	55 kW	182 A8.000	09.96 - 05.02	ALT ALT CAM	- AC + AC	6 PK 1038 6 PK 1830 ZRK 1747
----------	-------	------------	---------------	-------------------	--------------	------------------------------------

1.9 TD 100

1910 ccm	74 kW	182 A7.000;182 B9.000	09.96 - 05.02	ALT ALT CAM W-P; CAM	- AC MTR-CODE: 182A7000; + AC MTR-CODE: 182 B9.000	6 PK 1038 6 PK 1830 ZRK 1747 KT 1404 W1
----------	-------	-----------------------	---------------	-------------------------------	--	--

1.9 JTD 105

1910 ccm	77 kW	182 B4.000	04.99 - 05.02	ALT CAM CAM W-P; CAM	- AC	6 PK 1038 ZRK 1113 KT 1404 KT 1404 W1
----------	-------	------------	---------------	-------------------------------	------	--

1.9 JTD 110

1910 ccm	81 kW	186 A6.000	01.01 - 05.02	ALT CAM CAM W-P; CAM	- AC	6 PK 1038 ZRK 1113 KT 1404 KT 1404 W1
----------	-------	------------	---------------	-------------------------------	------	--

2.4 TD 125

2387 ccm	91 kW	185 A2.000	09.96 - 04.99	ALT ALT ALT CAM CAM	- AC FROM MTR-NO: 543352; + AC UNTIL MTR-NO: 543351; + AC	6 PK 1105 6 PK 1760 6 PK 1740 ZRK 1422 KT 1085
----------	-------	------------	---------------	---------------------------------	---	--

2.4 JTD 130

2387 ccm	96 kW	185 A6.000;839 A5.000	04.99 - 05.02	ALT ALT CAM	- AC + AC	6 PK 1105 6 PK 1760 ZRK 1113
----------	-------	-----------------------	---------------	-------------------	--------------	------------------------------------

MULTIPLA (186)

1.6 16V Blupower (186AMA1A)

1581 ccm	70 kW	186 A3.000	04.99 - 06.10	AC-C ALT PS CAM CAM	UNTIL: 06.01	4 PK 962 5 PK 940 3 PK 668 ZRK 1245 KT 1081
----------	-------	------------	---------------	---------------------------------	--------------	---

1.6 16V Bipower (186AMB1A)

1581 ccm	76 kW	186 A4.000	04.99 - 06.10	AC-C ALT PS CAM CAM	UNTIL: 06.01	4 PK 962 5 PK 940 3 PK 668 ZRK 1245 KT 1081
----------	-------	------------	---------------	---------------------------------	--------------	---



FIAT

MULTIPLA (186)

1.6 100 16V (186AXA1A)

1581 ccm	76 kW	182 A4.000	04.99 - 06.10	AC-C ALT PS CAM CAM	UNTIL: 06.01	4 PK 962 5 PK 940 3 PK 668 ZRK 1245 KT 1081
----------	-------	------------	---------------	---------------------------------	--------------	---

1.6

1596 ccm	68 kW	182 B6.000	05.04 - 08.05	ALT PS CAM CAM		5 PK 940 3 PK 668 ZRK 1245 KT 1081
----------	-------	------------	---------------	-------------------------	--	---

1.6 16V (186AGB1A)

1596 ccm	70 kW	182 B6.000	04.02 - 06.10	ALT PS CAM CAM		5 PK 940 3 PK 668 ZRK 1245 KT 1081
----------	-------	------------	---------------	-------------------------	--	---

1.6

1596 ccm	76 kW	182 B6.000	09.00 - 06.10	AC-C ALT PS CAM CAM		4 PK 962 5 PK 940 3 PK 668 ZRK 1245 KT 1081
----------	-------	------------	---------------	---------------------------------	--	---

1.6 16V Bipower (186AXC1A)

1596 ccm	76 kW	182 B6.000	10.01 - 06.10	ALT PS CAM CAM		5 PK 940 3 PK 668 ZRK 1245 KT 1081
----------	-------	------------	---------------	-------------------------	--	---

1.6

1596 ccm	74 kW	182 B6.000	03.01 - 08.05	CAM CAM		ZRK 1245 KT 1081
----------	-------	------------	---------------	------------	--	---------------------

1.9 JTD 105 (186AXB1A)

1910 ccm	77 kW	182 B4.000	04.99 - 06.10	ALT CAM CAM W-P; CAM	- AC	6 PK 1038 ZRK 1113 KT 1404 KT 1404 W1
----------	-------	------------	---------------	-------------------------------	------	--

1.9 JTD 110

1910 ccm	81 kW	186 A6.000	03.01 - 07.02	ALT CAM CAM W-P; CAM	- AC	6 PK 1038 ZRK 1113 KT 1404 KT 1404 W1
----------	-------	------------	---------------	-------------------------------	------	--

1.9 JTD 115

1910 ccm	85 kW	186 A8.000	07.02 - 06.10	ALT ALT CAM CAM W-P; CAM	FROM: 05.04; MTR-CODE: 186A8000; MOD: Van; - AC MTR-CODE: 182B4000;186A6000; - AC	6 PK 1038 6 PK 1038 ZRK 1113 KT 1404 KT 1404 W1
----------	-------	------------	---------------	--------------------------------------	--	---

1.9 JTD (186AXE1A)

1910 ccm	88 kW	186 A9.000	04.02 - 06.10	ALT ALT W-P; CAM W-P; CAM W-P; CAM	- AC MOD: Van; - AC	6 PK 1038 6 PK 1038 ZRK 1113 KT 1404 KT 1404 W1
----------	-------	------------	---------------	--	------------------------	---

PALIO (178BX)

1.0

994 ccm	45 kW		04.96 -	AC-C ALT ALT ALT	- AC; - PS + AC; - PS + AC; + PS	4 PK 755 6 PK 1105 6 PK 1125 6 PK 1390
---------	-------	--	---------	---------------------------	--	---

1.0

994 ccm	56 kW		04.96 -	AC-C ALT ALT ALT	- AC; - PS + AC; - PS + AC; + PS	4 PK 755 6 PK 1105 6 PK 1125 6 PK 1390
---------	-------	--	---------	---------------------------	--	---


FIAT
PALIO (178BX)

1.2						
1242 ccm	44 kW	178 B7.045;178 C4.066;188 A4.000	07.97 -	AC-C	MTR-CODE: 178B7045;178C4066	4 PK 841
				ALT	FROM MTR-NO: 0714686; MTR-CODE: 178B7045;178C4066; - AC; - PS	4 PK 665
				ALT	MTR-CODE: 178B7045;178C4066; + AC	4 PK 698
				ALT	MTR-CODE: 188A4000; - AC	4 PK 675
				ALT	MTR-CODE: 188A4000; + AC	5 PK 1190
				ALT	UNTIL MTR-NO: 0714685; MTR-CODE: 178B7045;178C4066; - AC; - PS	4 PK 675
				PS	MTR-CODE: 178B7045;178C4066	3 PK 913
1.2						
1242 ccm	50 kW	178 E2.000	06.99 -	AC-C		4 PK 841
				ALT	+ AC	4 PK 698
				ALT	FROM MTR-NO: 0714686; - AC; - PS	4 PK 665
				ALT	UNTIL MTR-NO: 0714685; - AC; - PS	4 PK 675
				PS		3 PK 913
1.2						
1242 ccm	54 kW	176 A8.000;178 B5.000;178 E2.000	06.98 -	AC-C		4 PK 841
				ALT	+ AC	4 PK 698
				ALT	FROM MTR-NO: 0714686; - AC; - PS	4 PK 665
				ALT	UNTIL MTR-NO: 0714685; - AC; - PS	4 PK 675
				PS		3 PK 913
				CAM	FROM MTR-NO: 9042884	ZRK 1205
				CAM	UNTIL MTR-NO: 9042883	ZRK 1027
				CAM	FROM MTR-NO: 9042884	KT 1316
				CAM	UNTIL MTR-NO: 9042883	KT 1120
				W-P; CAM	FROM MTR-NO: 9042884	KT 1316 W1
1.6 16V						
1581 ccm	74 kW	178 B3.000	04.96 -	AC-C		4 PK 855
				ALT	FROM: 10.99	5 PK 940
				ALT	UNTIL: 10.99	5 PK 954
				PS		3 PK 668
				CAM		ZRK 1245
				CAM		KT 1081

PALIO Weekend (178DX)
1.2 (178DYA1A)

1242 ccm	44 kW	178 C4.066;188 A4.000	02.01 -	AC-C	MTR-CODE: 178C4066	4 PK 841
				ALT	- AC	4 PK 675
				ALT	+ AC	5 PK 1190
				ALT	MTR-CODE: 178C4066	4 PK 698
				PS	MTR-CODE: 178C4066	3 PK 913
				CAM	FROM MTR-NO: 2533529	ZRK 1469
				CAM	UNTIL MTR-NO: 2533528	ZRK 1205
				CAM	MTR-CODE: 188A4.000; FROM MTR-NO: 2533529	KT 1447
				CAM	UNTIL MTR-NO: 2533528	KT 1316

1.2 (178DX.G1A)

1242 ccm	54 kW	178 B5.000	04.96 -	AC-C	FROM: 07.97	4 PK 841
				ALT	FROM: 07.97; + AC	4 PK 698
				ALT	FROM: 07.97; FROM MTR-NO: 0714686; - AC; - PS	4 PK 665
				ALT	FROM: 07.97; UNTIL MTR-NO: 0714685; - AC; - PS	4 PK 675
				PS	FROM: 07.97	3 PK 913
				CAM	FROM MTR-NO: 9042884	ZRK 1205
				CAM	UNTIL MTR-NO: 9042883	ZRK 1027
				CAM	FROM MTR-NO: 9042884	KT 1316
				CAM	UNTIL MTR-NO: 9042883	KT 1120
				CAM	UNTIL MTR-NO: 9042883	KT 1120 W1
				W-P; CAM	FROM MTR-NO: 9042884	KT 1316 W1

1.2						
1242 ccm	59 kW	188 A5.000	09.01 -	ALT	- AC	4 PK 675
				ALT	+ AC	5 PK 1190

1.4						
1372 ccm	51 kW	178 B2.000	07.97 -	AC-C	FROM: 05.99	4 PK 841
				AC-C	UNTIL: 05.99	4 PK 855
				ALT		5 PK 954
				CAM		ZRK 1244



FIAT

PALIO Weekend (178DX)

1.6 16V (178DX.D1A)

1581 ccm	74 kW	178 B3.000	04.96 -	AC-C	FROM: 07.97	4 PK 855
				ALT	FROM: 07.97; UNTIL: 10.99	5 PK 954
				ALT	FROM: 10.99	5 PK 940
				PS	FROM: 07.97	3 PK 668
				CAM		ZRK 1245
				CAM		KT 1081

1.6 16V (178DYC1A06)

1596 ccm	76 kW	182 B6.000	02.01 -	AC-C		4 PK 855
				ALT		5 PK 940
				PS		3 PK 668
				CAM		ZRK 1245
				CAM		KT 1081

1.7 TD (178DX.H1A)

1698 ccm	51 kW	176 A3.000	04.96 -	AC-C	FROM: 07.97; FROM MTR-NO: 02138440	4 PK 905
				AC-C	FROM: 07.97; UNTIL MTR-NO: 02138439	4 PK 940
				ALT	FROM: 07.97	6 PK 985
				PS	FROM: 07.97	3 PK 720
				CAM		ZRK 1248
				CAM		KT 1099

1.9 D (178DYD1A07)

1910 ccm	46 kW	223 A6.000	03.01 -	ALT		6 PK 1820
				CAM		ZRK 1747

1.9 JTD

1910 ccm	59 kW	188 A2.000	09.01 -	ALT	- AC	6 PK 1090
				ALT	UNTIL: 10.04; + AC	6 PK 1855
				CAM		ZRK 1113
				CAM		KT 1404

PANDA (141A_)

650

652 ccm	22 kW	141 A.000	01.82 - 07.04	ALT		AVX 10 x 800
---------	-------	-----------	---------------	-----	--	--------------

650

652 ccm	22 kW		01.82 - 07.04	ALT		AVX 10 x 800
---------	-------	--	---------------	-----	--	--------------

750 (141AA)

770 ccm	25 kW	156 A4.000	01.86 - 01.95	ALT		AVX 10 x 675
				ALT	MTR-TYP: OHV	AVX 10 x 800
				CAM	FROM MTR-NO: 9042884	ZRK 1438
				CAM	UNTIL MTR-NO: 9042883	ZRK 1111
				CAM	FROM MTR-NO: 9042884	KT 1324
				CAM	UNTIL MTR-NO: 9042883	KT 1012

750 (141AM) KAT

770 ccm	25 kW	156 A4.048	01.95 - 12.97	CAM		ZRK 1438
				CAM	UNTIL MTR-NO: 9042883	ZRK 1111
				CAM	FROM MTR-NO: 9042884	KT 1324
				CAM	UNTIL MTR-NO: 9042883	KT 1012

800

837 ccm	25 kW		02.81 - 12.85	ALT		AVX 10 x 800
---------	-------	--	---------------	-----	--	--------------

900

899 ccm	29 kW	1170 A1.046	04.92 - 12.96	ALT		AVX 10 x 800
---------	-------	-------------	---------------	-----	--	--------------

900

903 ccm	33 kW	100 GL3.000;146 A.000	10.80 - 06.94	ALT		AVX 10 x 800
---------	-------	-----------------------	---------------	-----	--	--------------

950 4x4

965 ccm	35 kW	A 112 B1.054	09.83 - 12.86	ALT		AVX 10 x 800
---------	-------	--------------	---------------	-----	--	--------------

1000 4x4

999 ccm	32 kW	156 A2.100;156 A3.100	01.86 - 07.89	ALT		AVX 10 x 675
				CAM	FROM MTR-NO: 9042884	ZRK 1438
				CAM	UNTIL MTR-NO: 9042883	ZRK 1111
				CAM	FROM MTR-NO: 9042884	KT 1324
				CAM	UNTIL MTR-NO: 9042883	KT 1012

1000

999 ccm	32 kW	156 A2.100	01.86 - 04.92	ALT		AVX 10 x 675
				CAM		ZRK 1111
				CAM		KT 1012

1000 i.e. KAT

999 ccm	33 kW	141 C2.000;156 A2.246	10.87 - 08.98	ALT		AVX 10 x 675
---------	-------	-----------------------	---------------	-----	--	--------------



FIAT

PANDA (141A_)

1000 i.e. KAT

999 ccm	33 kW	141 C2.000;156 A2.246	10.87 - 08.98	ALT	FROM MTR-NO: 4233956; MTR-CODE: 141C2000;156A2000; C-INJ	4 PK 675
				CAM	FROM MTR-NO: 9042884	ZRK 1438
				CAM	UNTIL MTR-NO: 9042883	ZRK 1111
				CAM	FROM MTR-NO: 9042884	KT 1324
				CAM	UNTIL MTR-NO: 9042883	KT 1012

1000 4x4

999 ccm	33 kW	141 C2.000;156 A2.246	05.86 - 12.94	ALT		AVX 10 x 675
				CAM		ZRK 1111
				CAM		KT 1012

1000

999 ccm	37 kW	156 A3.000	01.85 - 12.92	ALT	UNTIL MTR-NO: 4233955	AVX 10 x 675
				CAM		ZRK 1111
				CAM		KT 1012

1000 4x4

999 ccm	37 kW	156 A3.000	01.86 - 12.92	ALT		AVX 10 x 675
				CAM	FROM MTR-NO: 9042884	ZRK 1438
				CAM	UNTIL MTR-NO: 9042883	ZRK 1111
				CAM	FROM MTR-NO: 9042884	KT 1324
				CAM	UNTIL MTR-NO: 9042883	KT 1012

1100

1108 ccm	37 kW	156 C.046	05.91 - 12.99	ALT		AVX 10 x 675
				ALT	FROM: 01.93	4 PK 675
				CAM	FROM MTR-NO: 9042884	ZRK 1438
				CAM	UNTIL MTR-NO: 9042883	ZRK 1111
				CAM	FROM MTR-NO: 9042884	KT 1324
				CAM	UNTIL MTR-NO: 9042883	KT 1012
				W-P; CAM	FROM: 04.99; FROM MTR-NO: 9042884	KT 1324 W1

1100 Trekking 4x4

1108 ccm	37 kW	156 C.046	10.91 - 07.04	ALT	UNTIL: 01.93	AVX 10 x 675
				ALT	FROM: 01.93	4 PK 675
				CAM	FROM MTR-NO: 9042884	ZRK 1438
				CAM	UNTIL MTR-NO: 9042883	ZRK 1111
				CAM	FROM MTR-NO: 9042884	KT 1324
				CAM	UNTIL MTR-NO: 9042883	KT 1012
				W-P; CAM	FROM: 04.99; FROM MTR-NO: 9042884	KT 1324 W1

1100

1108 ccm	40 kW	176 B2.000;187 A1.000	02.95 - 09.03	ALT		AVX 10 x 675
				ALT	FROM MTR-NO: 0714685; MTR-CODE: 187A1000	4 PK 665
				ALT	MTR-CODE: 176B2000	4 PK 675
				ALT	UNTIL MTR-NO: 0714685; MTR-CODE: 187A1000	4 PK 675
				CAM	FROM MTR-NO: 9042884; MTR-CODE: 176B2.000	ZRK 1438
				CAM	MTR-CODE: 187 A1.000; FROM MTR-NO: 2934170	ZRK 1701
				CAM	UNTIL MTR-NO: 2934169; MTR-CODE: 187A1.000	ZRK 1438
				CAM	UNTIL MTR-NO: 9042883; MTR-CODE: 176B2.000	ZRK 1310
				CAM	FROM MTR-NO: 9042884; MTR-CODE: 176B2.000	KT 1324
				CAM	UNTIL MTR-NO: 2934169; MTR-CODE: 187A1.000	KT 1324
				CAM	UNTIL MTR-NO: 9042883; MTR-CODE: 176B2.000	KT 1173
				CAM	MTR-CODE: 176 B2.000; UNTIL MTR-NO: 9042882; UNTIL: 03.99	KT 1173 W1
				W-P; CAM	FROM: 04.99; FROM MTR-NO: 9042884; MTR-CODE: 176 B2.000	KT 1324 W1
				W-P; CAM	UNTIL MTR-NO: 2533528; MTR-CODE: 187 A1.000	KT 1324 W1

1100 4x4

1108 ccm	40 kW	176 B2.000	02.95 - 07.04	ALT	MTR-CODE: 176B2000	4 PK 675
				ALT	UNTIL MTR-NO: 0714685; MTR-CODE: 187A1000	4 PK 675
				CAM	FROM MTR-NO: 9042884	ZRK 1438
				CAM	UNTIL MTR-NO: 9042883	ZRK 1310
				CAM	FROM MTR-NO: 9042884	KT 1324
				CAM	UNTIL MTR-NO: 9042883	KT 1173
				CAM	MTR-CODE: 176 B2.000; UNTIL MTR-NO: 9042883; UNTIL: 03.99	KT 1173 W1
				W-P; CAM	FROM: 04.99; FROM MTR-NO: 9042884	KT 1324 W1

1300 D

1302 ccm	27 kW	156 A5.000	04.86 - 12.92	CAM		ZRK 1082
				CAM		KT 1199



FIAT

PANDA Van (141_)

750

764 ccm	25 kW	141 B.000	01.86 - 07.92	ALT ALT CAM CAM	MTR-TYP: OHC MTR-TYP: OHV	AVX 10 x 675 AVX 10 x 800 ZRK 1111 KT 1012
---------	-------	-----------	---------------	--------------------------	------------------------------	---

1000

999 ccm	32 kW	156 A2.100;156 A3.100	01.86 - 02.92	ALT CAM CAM CAM CAM	FROM MTR-NO: 9042884 UNTIL MTR-NO: 9042883 FROM MTR-NO: 9042884 UNTIL MTR-NO: 9042883	AVX 10 x 675 ZRK 1438 ZRK 1111 KT 1324 KT 1012
---------	-------	-----------------------	---------------	---------------------------------	--	--

1000 i.e

999 ccm	33 kW	156 A2.246	08.92 - 02.04	ALT CAM CAM CAM CAM	FROM MTR-NO: 4233956; MOD: Van; C-INJ FROM MTR-NO: 9042884 UNTIL MTR-NO: 9042883 FROM MTR-NO: 9042884 UNTIL MTR-NO: 9042883	4 PK 675 ZRK 1438 ZRK 1111 KT 1324 KT 1012
---------	-------	------------	---------------	---------------------------------	---	--

1.1

1108 ccm	37 kW	156 C.046	05.91 - 03.95	ALT CAM CAM CAM CAM	FROM: 01.93; MOD: Van FROM MTR-NO: 9042884 UNTIL MTR-NO: 9042883 FROM MTR-NO: 9042884 UNTIL MTR-NO: 9042883	4 PK 675 ZRK 1438 ZRK 1111 KT 1324 KT 1012
----------	-------	-----------	---------------	---------------------------------	---	--

1.1

1108 ccm	40 kW	187 A1.000	09.00 - 02.04	ALT ALT CAM CAM	FROM MTR-NO: 0714686; MOD: Van; - AC UNTIL MTR-NO: 0714685; MOD: Van; - AC	4 PK 665 4 PK 675 ZRK 1438 KT 1324
----------	-------	------------	---------------	--------------------------	---	---

PANDA (169)

1.1

1108 ccm	40 kW	187 A1.000	09.03 -	ALT ALT CAM CAM CAM CAM W-P; CAM	- AC + AC MTR-CODE: 187 A1.00; FROM MTR-NO: 2533528 UNTIL: 08.04; UNTIL MTR-NO: 2533527 MTR-CODE: 187 A1.000; FROM MTR-NO: 2533528 UNTIL: 08.04; UNTIL MTR-NO: 2533527 UNTIL MTR-NO: 2533528	4 PK 665 5 PK 1145 ZRK 1701 ZRK 1438 KT 1537 KT 1324 KT 1324 W1
----------	-------	------------	---------	--	--	---

1.2

1242 ccm	44 kW	188 A4.000	09.03 -	ALT ALT ALT ALT CAM CAM CAM CAM CAM	- AC + AC FROM: 09.09; - AC FROM: 09.09; + AC FROM MTR-NO: 2533529 UNTIL MTR-NO: 2533528 MTR-CODE: 188A4.000; FROM MTR-NO: 2533529 UNTIL MTR-NO: 2533528 UNTIL MTR-NO: 2533528	4 PK 665 5 PK 1145 4 PK 665 5 PK 1145 ZRK 1469 ZRK 1205 KT 1447 KT 1316 KT 1316 W1
----------	-------	------------	---------	---	--	--

1.2 Bi-Power / Natural Power

1242 ccm	44 kW	188 A4.000	01.07 -	ALT ALT CAM CAM CAM CAM CAM	FROM: 06.09; - AC FROM: 06.09; + AC FROM MTR-NO: 2533529 UNTIL MTR-NO: 2533528 MTR-CODE: 188A4.000; FROM MTR-NO: 2533529 UNTIL MTR-NO: 2533528 UNTIL MTR-NO: 2533528	4 PK 665 5 PK 1145 ZRK 1469 ZRK 1205 KT 1447 KT 1316 KT 1316 W1
----------	-------	------------	---------	---	--	---

1.2 LPG

1242 ccm	44 kW	188 A4.000	04.09 -	ALT ALT CAM CAM CAM CAM CAM	- AC + AC FROM MTR-NO: 2533529 UNTIL MTR-NO: 2533528 MTR-CODE: 188A4.000; FROM MTR-NO: 2533529 UNTIL MTR-NO: 2533528 UNTIL MTR-NO: 2533528	4 PK 665 5 PK 1145 ZRK 1469 ZRK 1205 KT 1447 KT 1316 KT 1316 W1
----------	-------	------------	---------	---	--	---

1.2 4x4

1242 ccm	44 kW	188 A4.000	10.04 -	ALT	- AC	4 PK 665
----------	-------	------------	---------	-----	------	----------



FIAT

PANDA (169)

1.2 4x4							
1242 ccm	44 kW	188 A4.000	10.04 -	ALT	+ AC		5 PK 1145
				ALT	FROM: 09.09; - AC		4 PK 665
				ALT	FROM: 09.09; + AC		5 PK 1145
				CAM	FROM MTR-NO: 2533529		ZRK 1469
				CAM	UNTIL MTR-NO: 2533528		ZRK 1205
				CAM	MTR-CODE: 188A4.000; FROM MTR-NO: 2533529		KT 1447
				CAM	UNTIL MTR-NO: 2533528		KT 1316
				CAM	UNTIL MTR-NO: 2533528		KT 1316 W1
1.4							
1368 ccm	74 kW	169 A3.000	10.06 -	ALT			5 PK 1145
				CAM			ZRK 1322
				CAM			KT 1253
1.3 D Multijet							
1248 ccm	51 kW	188 A8.000;188 A9.000	09.03 -	ALT	- AC		6 PK 1185
				ALT	+ AC		6 PK 1310
1.3 D Multijet 4x4							
1248 ccm	51 kW	188 A8.000;188 A9.000	10.04 -	ALT	- AC		6 PK 1185
				ALT	+ AC		6 PK 1310
1.3 D Multijet							
1248 ccm	55 kW	169 A1.000	06.06 -	ALT	- AC		6 PK 1185
				ALT	+ AC		6 PK 1310

PANDA Van (169)

1.2							
1242 ccm	44 kW	188 A4.000	09.04 -	ALT	MOD: Van; - AC		4 PK 665
				ALT	MOD: Van; + AC		5 PK 1145
				CAM	FROM MTR-NO: 2533529		ZRK 1469
				CAM	UNTIL MTR-NO: 2533528		ZRK 1205
				CAM	UNTIL MTR-NO: 2533528		KT 1316
				CAM	UNTIL MTR-NO: 2533528		KT 1316 W1
1.2 4x4							
1242 ccm	44 kW	188 A4.000	09.04 -	ALT	MOD: Van; - AC		4 PK 665
				ALT	MOD: Van; + AC		5 PK 1145
				CAM	FROM MTR-NO: 2533529		ZRK 1469
				CAM	UNTIL MTR-NO: 2533528		ZRK 1205
				CAM	UNTIL MTR-NO: 2533528		KT 1316
				CAM	UNTIL MTR-NO: 2533528		KT 1316 W1
1.3 JTD							
1248 ccm	51 kW	188 A8.000;188 A9.000	03.04 -	ALT	MOD: Van; - AC		6 PK 1185
				ALT	MOD: Van; + AC		6 PK 1310
1.3 JTD							
1248 ccm	55 kW	169 A1.000	01.06 -	ALT	FROM: 06.06; MOD: Van; - AC		6 PK 1185
				ALT	FROM: 06.06; MOD: Van; + AC		6 PK 1310

PUNTO (176)

55 1.1							
1108 ccm	40 kW	176 A6.000;176 B2.000	09.93 - 09.99	AC-C	FROM: 01.97		4 PK 841
				AC-C	UNTIL: 12.96		4 PK 855
				ALT	- AC; - PS		4 PK 675
				ALT	FROM: 01.97; + AC; + PS		4 PK 698
				ALT	UNTIL: 12.96; + AC; + PS		4 PK 705
				PS			3 PK 913
				CAM	FROM MTR-NO: 9042884		ZRK 1438
				CAM	UNTIL MTR-NO: 9042883		ZRK 1310
				CAM	FROM MTR-NO: 9042884		KT 1324
				CAM	UNTIL MTR-NO: 9042883		KT 1173
				CAM	UNTIL MTR-NO: 9042883; UNTIL: 03.99		KT 1173 W1
				W-P; CAM	FROM: 04.99; FROM MTR-NO: 9042884		KT 1324 W1
60 1.2							
1242 ccm	43 kW	176 A7.000	01.94 - 09.99	AC-C	FROM MTR-NO: 7882273		4 PK 841
				AC-C	UNTIL MTR-NO: 7882272		4 PK 855
				ALT	- AC		4 PK 675
				ALT	FROM MTR-NO: 7882273; + AC		4 PK 698
				ALT	UNTIL MTR-NO: 7882272; + AC		4 PK 705
				PS			3 PK 913
				CAM	FROM MTR-NO: 9042883		ZRK 1205



FIAT

PUNTO (176)

60 1.2

1242 ccm	43 kW	176 A7.000	01.94 - 09.99	CAM	UNTIL MTR-NO: 9042882	ZRK 1027
				CAM	FROM MTR-NO: 9042883	KT 1316
				CAM	UNTIL MTR-NO: 9042882	KT 1120
				CAM	UNTIL MTR-NO: 9042882	KT 1120 W1
				W-P; CAM	FROM MTR-NO: 9042883	KT 1316 W1

60 1.2

1242 ccm	44 kW	176 B1.000;176 B4.000	03.94 - 09.99	AC-C	FROM MTR-NO: 7882273	4 PK 841
				AC-C	UNTIL MTR-NO: 7882272	4 PK 855
				ALT	- AC	4 PK 675
				ALT	FROM MTR-NO: 7882273; + AC	4 PK 698
				ALT	UNTIL MTR-NO: 7882272; + AC	4 PK 705
				PS		3 PK 913
				CAM	FROM MTR-NO: 9042883	ZRK 1205
				CAM	UNTIL MTR-NO: 9042882	ZRK 1027
				CAM	FROM MTR-NO: 9042883	KT 1316
				CAM	UNTIL MTR-NO: 9042882	KT 1120
				CAM	UNTIL MTR-NO: 9042882	KT 1120 W1
				W-P; CAM	FROM MTR-NO: 9042883	KT 1316 W1

75 1.2

1242 ccm	54 kW	176 A8.000	10.93 - 09.99	AC-C	FROM MTR-NO: 7882273	4 PK 841
				AC-C	UNTIL MTR-NO: 7882272	4 PK 855
				ALT	- AC	4 PK 675
				ALT	FROM MTR-NO: 7882273; + AC	4 PK 698
				ALT	UNTIL MTR-NO: 7882272; + AC	4 PK 705
				PS	FROM MTR-NO: 5795655	3 PK 913
				PS	UNTIL MTR-NO: 5795654	3 PK 935
				CAM	FROM MTR-NO: 9042883	ZRK 1205
				CAM	UNTIL MTR-NO: 9042882	ZRK 1027
				CAM	FROM MTR-NO: 9042883	KT 1316
				CAM	UNTIL MTR-NO: 9042882	KT 1120
				CAM	UNTIL MTR-NO: 9042882	KT 1120 W1
				W-P; CAM	FROM MTR-NO: 9042883	KT 1316 W1

1.2 16V

1242 ccm	63 kW	176 B9.000	04.97 - 09.99	AC-C	FROM MTR-NO: 7882273	4 PK 841
				AC-C	UNTIL MTR-NO: 7882272	4 PK 855
				ALT	- AC	4 PK 675
				ALT	FROM MTR-NO: 7882273; + AC	4 PK 698
				ALT	UNTIL MTR-NO: 7882272; + AC	4 PK 705
				PS		3 PK 913
				CAM		ZRK 1322
				CAM		KT 1253
				W-P; CAM	FROM: 05.99	KT 1253 W1

1.4 GT Turbo

1372 ccm	96 kW	176 B6.000	09.96 - 09.99	PS		AVX 10 x 690
				AC-C		4 PK 980
				ALT	- AC	5 PK 940
				ALT	+ AC	5 PK 975
				CAM		ZRK 1244
				CAM		KT 1037

1.4 GT Turbo

1372 ccm	98 kW	176 A4.000	01.94 - 09.96	PS		AVX 10 x 690
				AC-C	FROM: 04.95	4 PK 980
				AC-C	UNTIL: 04.95	3 PK 1000
				ALT	- AC	5 PK 940
				ALT	+ AC	5 PK 975
				CAM		ZRK 1244
				CAM		KT 1037

1.6

1581 ccm	65 kW	176 A9.000	01.94 - 04.97	PS		AVX 10 x 690
				AC-C	FROM MTR-NO: 09396122	4 PK 980
				AC-C	UNTIL MTR-NO: 09396121	4 PK 1005
				ALT		5 PK 940
				CAM		ZRK 1244
				CAM		KT 1037

1.7 D

1698 ccm	42 kW	176 B3.000	04.94 - 09.97	ALT		6 PK 935
----------	-------	------------	---------------	-----	--	----------



FIAT

PUNTO (176)

1.7 D						
1698 ccm	42 kW	176 B3.000	04.94 - 09.97	PS		3 PK 720
				CAM		ZRK 1248
				CAM		KT 1099
1.7 TD						
1698 ccm	46 kW	176 B7.000	09.96 - 09.99	ALT		6 PK 935
				PS		3 PK 720
				CAM		ZRK 1248
				CAM		KT 1099
1.7 TD						
1698 ccm	51 kW	176 A3.000	01.94 - 09.99	AC-C		4 PK 950
				ALT	+ AC	6 PK 985
				ALT	FROM MTR-NO: 1815665; - AC	6 PK 935
				ALT	UNTIL MTR-NO: 1815664; - AC	5 PK 935
				PS		3 PK 720
				CAM		ZRK 1248
				CAM		KT 1099
1.7 TD						
1698 ccm	52 kW	176 A5.000	01.94 - 09.99	AC-C		4 PK 950
				ALT	+ AC	6 PK 985
				ALT	FROM MTR-NO: 1815652; - AC	6 PK 935
				ALT	UNTIL MTR-NO: 1815651; - AC	5 PK 935
				PS		3 PK 720
				CAM		ZRK 1248
				CAM		KT 1099

PUNTO Cabriolet (176C)

60 1.2						
1242 ccm	43 kW	176 A7.000	04.94 - 06.00	AC-C	FROM MTR-NO: 7882273	4 PK 841
				AC-C	UNTIL MTR-NO: 7882272	4 PK 855
				ALT	- AC	4 PK 675
				ALT	FROM MTR-NO: 7882273; + AC	4 PK 698
				ALT	UNTIL MTR-NO: 7882272; + AC	4 PK 705
				PS		3 PK 913
				CAM	FROM MTR-NO: 9042883	ZRK 1205
				CAM	UNTIL MTR-NO: 9042882	ZRK 1027
				CAM	FROM MTR-NO: 9042883	KT 1316
				CAM	UNTIL MTR-NO: 9042882	KT 1120
				CAM	UNTIL MTR-NO: 9042882	KT 1120 W1
				W-P; CAM	FROM MTR-NO: 9042883	KT 1316 W1
60 1.2						
1242 ccm	44 kW	176 B1.000;176 B4.000	05.95 - 06.00	AC-C	FROM: 04.97; FROM MTR-NO: 7882273	4 PK 841
				AC-C	FROM: 04.97; UNTIL MTR-NO: 7882272	4 PK 855
				ALT	FROM: 04.97; - AC	4 PK 675
				ALT	FROM: 04.97; FROM MTR-NO: 7882273; + AC	4 PK 698
				ALT	FROM: 04.97; UNTIL MTR-NO: 7882272; + AC	4 PK 705
				PS	FROM: 04.97	3 PK 913
				CAM	FROM MTR-NO: 9042883	ZRK 1205
				CAM	UNTIL MTR-NO: 9042882	ZRK 1027
				CAM	FROM MTR-NO: 9042883	KT 1316
				CAM	UNTIL MTR-NO: 9042882	KT 1120
				CAM	UNTIL MTR-NO: 9042882	KT 1120 W1
				W-P; CAM	FROM MTR-NO: 9042883	KT 1316 W1
85 16V 1.2						
1242 ccm	63 kW	176 B9.000	04.97 - 06.00	AC-C	FROM MTR-NO: 7882273	4 PK 841
				AC-C	UNTIL MTR-NO: 7882272	4 PK 855
				ALT	- AC	4 PK 675
				ALT	FROM MTR-NO: 7882273; + AC	4 PK 698
				ALT	UNTIL MTR-NO: 7882272; + AC	4 PK 705
				PS		3 PK 913
				CAM		ZRK 1322
				CAM		KT 1253
90 1.6						
1581 ccm	65 kW	176 A9.000	04.94 - 04.97	PS		AVX 10 x 690
				AC-C	FROM MTR-NO: 09396122	4 PK 980
				AC-C	UNTIL MTR-NO: 09396121	4 PK 1005
				ALT		5 PK 940



FIAT

PUNTO Cabriolet (176C)

90 1.6

1581 ccm	65 kW	176 A9.000	04.94 - 04.97	CAM		ZRK 1244
				CAM		KT 1037

PUNTO Van (176L)

1.1

1108 ccm	40 kW	176 B2.000	04.96 - 02.00	AC-C	FROM: 01.97; MOD: Van	4 PK 841
				AC-C	UNTIL: 12.96; MOD: Van	4 PK 855
				ALT	FROM: 01.97; MOD: Van; + AC; + PS	4 PK 698
				ALT	MOD: Van; - AC; - PS	4 PK 675
				ALT	UNTIL: 12.96; MOD: Van; + AC; + PS	4 PK 705
				PS	MOD: Van	3 PK 913
				CAM	FROM MTR-NO: 9042884	ZRK 1438
				CAM	UNTIL MTR-NO: 9042883	ZRK 1310
				CAM	FROM MTR-NO: 9042884	KT 1324
				CAM	UNTIL MTR-NO: 9042883	KT 1173
				CAM	UNTIL MTR-NO: 9042883; UNTIL: 03.99	KT 1173 W1
				W-P; CAM	FROM: 04.99; FROM MTR-NO: 9042884	KT 1324 W1

1.7 D

1698 ccm	42 kW	176 B3.000	04.96 - 02.00	ALT	MOD: Van	6 PK 935
				PS	MOD: Van	3 PK 720
				CAM		ZRK 1248
				CAM		KT 1099

1.7 TD

1698 ccm	52 kW	176 A5.000	04.96 - 02.00	AC-C	FROM: 12.96; UNTIL MTR-NO: 1815664; MTR-CODE: 176A3000; MOD: Van; - AC	5 PK 935
				AC-C	MTR-CODE: 176A5000; MOD: Van	4 PK 950
				ALT	FROM MTR-NO: 01815652; MTR-CODE: 176A5000; MOD: Van; - AC	6 PK 935
				ALT	FROM: 12.96; FROM MTR-NO: 1815665; MTR-CODE: 176A3000; MOD: Van; - AC	6 PK 935
				ALT	FROM: 12.96; MTR-CODE: 176A3000; MOD: Van; + AC	6 PK 985
				ALT	MTR-CODE: 176A5000; MOD: Van; + AC	6 PK 985
				ALT	UNTIL MTR-NO: 01815651; MTR-CODE: 176A5000; MOD: Van; - AC	5 PK 935
				PS	FROM: 12.96; MTR-CODE: 176A3000; MOD: Van	3 PK 720
				PS	MTR-CODE: 176A5000; MOD: Van	3 PK 720
				W-P	FROM: 12.96; MTR-CODE: 176A3000; MOD: Van	4 PK 950
				CAM		ZRK 1248
				CAM		KT 1099

PUNTO (188)

1.2 60 (188.030, .050, .130, .150, .230, .250)

1242 ccm	44 kW	188 A4.000	09.99 -	AC-C	RHD	4 PK 841
				ALT	EXH-EN-2; RHD; - AC	4 PK 698
				ALT	EXH-EN-3; RHD; - AC	4 PK 675
				ALT	EXH-EN-3; RHD; + AC	4 PK 698
				ALT	FROM MTR-NO: 0714686; LHD; - AC	4 PK 665
				ALT	FROM: 01.02; LHD; + AC	5 PK 1155
				ALT	FROM: 08.01; + AC	5 PK 1155
				ALT	FROM: 08.01; FROM MTR-NO: 0714686; - AC	4 PK 665
				ALT	FROM: 08.01; UNTIL MTR-NO: 0714685; - AC	4 PK 675
				ALT	UNTIL MTR-NO: 0714685; LHD; - AC	4 PK 675
				ALT	UNTIL: 01.02; LHD; + AC	5 PK 1175
				CAM	FROM MTR-NO: 2533529	ZRK 1469
				CAM	UNTIL MTR-NO: 2533528	ZRK 1205
				CAM	MTR-CODE: 188A4.000; FROM MTR-NO: 2533529; FROM: 2004	KT 1447
				CAM	UNTIL MTR-NO: 2533528	KT 1316
				CAM	UNTIL MTR-NO: 2533528	KT 1316 W1

1.2 Natural Power

1242 ccm	44 kW	188 A4.000	09.03 -	CAM	FROM MTR-NO: 2533529	ZRK 1469
				CAM	UNTIL MTR-NO: 2533528	ZRK 1205
				CAM	MTR-CODE: 188A4.000; FROM MTR-NO: 2533529; FROM: 2004	KT 1447
				CAM	UNTIL MTR-NO: 2533528	KT 1316
				CAM	UNTIL MTR-NO: 2533528	KT 1316 W1



FIAT

PUNTO (188)

1.2 16V 80 (188.233, .235, .253, .255, .333, .353, .639...)

1242 ccm	59 kW	188 A5.000	09.99 -	AC-C	RHD	4 PK 841
				ALT	FROM MTR-NO: 0714686; - AC	4 PK 665
				ALT	FROM: 01.02; FROM MTR-NO: 0616580; LHD; + AC	5 PK 1155
				ALT	RHD; + AC	4 PK 698
				ALT	UNTIL MTR-NO: 0616579; LHD; + AC	5 PK 1175
				ALT	UNTIL MTR-NO: 0714685; - AC	4 PK 675
				CAM		ZRK 1322
				CAM		KT 1253
				W-P; CAM		KT 1253 W1

1.4

1368 ccm	70 kW	843 A1.000	09.03 -	ALT	- AC	4 PK 675
				ALT	+ AC	5 PK 1145
				CAM		ZRK 1322
				CAM		KT 1253
				W-P; CAM		KT 1253 W1

1.8 130 HGT (188.738, .718)

1747 ccm	96 kW	183 A1.000;188 A6.000	09.99 -	ALT	FROM: 02.02; UNTIL: 05.02; MTR-CODE: 188A6000	6 PK 1795
				ALT	FROM: 05.02; MTR-CODE: 188A6000	6 PK 1760
				ALT	MTR-CODE: 183A1000	6 PK 1840
				ALT	UNTIL: 02.02; MTR-CODE: 188A6000	6 PK 1820
				CAM	FROM: 09.00; MTR-CODE: 183.A6.000	ZRK 1306
				CAM	UNTIL: 08.00; MTR-CODE: 183.A1.000	ZRK 1249
				CAM	MTR-CODE: 183.A1.000	KT 1294
				CAM	MTR-CODE: 183.A6.000	KT 1348
				W-P; CAM	MTR-CODE: 183A1.000	KT 1294 W1

1.3 JTD 16V

1248 ccm	51 kW	188 A9.000	06.03 -	ALT	- AC	6 PK 1185
				ALT	+ AC	6 PK 1310

1.9 DS 60 (188.031, .051, .231, .251)

1910 ccm	44 kW	188 A3.000	09.99 -	ALT	- AC	6 PK 820
				ALT	FROM: 04.02; + AC	6 PK 1195
				ALT	UNTIL: 04.02; + AC	6 PK 1230
				CAM		ZRK 1747

1.9 JTD 80 (188.237, .257, .337, .357)

1910 ccm	59 kW	188 A2.000	09.99 -	ALT	- AC	6 PK 820
				ALT	FROM: 04.02; + AC	6 PK 1195
				ALT	UNTIL: 04.02; + AC	6 PK 1230
				CAM		ZRK 1113
				CAM		KT 1404
				W-P; CAM		KT 1404 W1

1.9 JTD

1910 ccm	63 kW	188 A7.000	10.01 -	ALT	- AC	6 PK 820
				ALT	FROM: 04.02; OE-NO.: 73501649;55191006; + AC	6 PK 1195
				ALT	UNTIL: 04.02; OE-NO.: 46747484; + AC	6 PK 1230
				CAM		ZRK 1113
				CAM		KT 1404
				W-P; CAM		KT 1404 W1

1.9 JTD

1910 ccm	74 kW	188 B2.000	06.03 -	ALT		6 PK 1195
				CAM		ZRK 1113
				CAM		KT 1404
				W-P; CAM		KT 1404 W1

PUNTO Van (188AX)

1.2 60

1242 ccm	44 kW	188 A4.000	02.00 - 10.09	AC-C	FROM: 09.00; MOD: Van; RHD	4 PK 841
				ALT	FROM: 01.02; MTR-CODE: 188A4000; MOD: Van; LHD; + AC	5 PK 1155
				ALT	FROM: 01.03; FROM MTR-NO: 0714686; MTR-CODE: 188A4000 CNG; MOD: Van; - AC	4 PK 665
				ALT	FROM: 01.03; MTR-CODE: 188A4000 CNG; MOD: Van; + AC	5 PK 1155
				ALT	FROM: 01.03; UNTIL MTR-NO: 0714685; MTR-CODE: 188A4000 CNG; MOD: Van; - AC	4 PK 675
				ALT	FROM: 09.00; FROM MTR-NO: 0714686; MTR-CODE: 188A4000; MOD: Van; - AC	4 PK 665



FIAT

PUNTO Van (188AX)

1.2 60

1242 ccm	44 kW	188 A4.000	02.00 - 10.09	ALT	FROM: 09.00; MOD: Van; RHD; + AC	4 PK 698
				ALT	FROM: 09.00; UNTIL MTR-NO: 0714685; MTR-CODE: 188A4000; MOD: Van; - AC	4 PK 675
				ALT	FROM: 09.00; UNTIL: 01.02; MOD: Van; LHD; + AC	5 PK 1175
				CAM	FROM MTR-NO: 2533529	ZRK 1469
				CAM	UNTIL MTR-NO: 2533528	ZRK 1205
				CAM	MTR-CODE: 188A4.000; FROM MTR-NO: 2533529; FROM: 2004	KT 1447
				CAM	UNTIL MTR-NO: 2533528	KT 1316
				CAM	UNTIL MTR-NO: 2533528	KT 1316 W1

1.3 JTD

1248 ccm	51 kW	188 A9.000	06.03 - 10.05	ALT	MOD: Van; - AC	6 PK 1185
				ALT	MOD: Van; + AC	6 PK 1310

1.9 D 60

1910 ccm	44 kW	188 A3.000	02.00 - 10.09	ALT	FROM: 04.02; MOD: Van; + AC	6 PK 1195
				ALT	FROM: 09.00; MOD: Van; - AC	6 PK 820
				ALT	FROM: 09.00; UNTIL: 04.02; MOD: Van; + AC	6 PK 1230
				CAM		ZRK 1747

1.9 JTD

1910 ccm	63 kW	188 A7.000	02.00 - 10.09	ALT	FROM: 04.02; MOD: Van; + AC	6 PK 1195
				ALT	FROM: 09.01; MOD: Van; - AC	6 PK 820
				ALT	FROM: 09.01; UNTIL: 04.02; MOD: Van; + AC	6 PK 1230
				CAM		ZRK 1113
				CAM		KT 1404
				W-P; CAM		KT 1404 W1

PUNTO / GRANDE PUNTO (199)

1.2

1242 ccm	48 kW	199 A4.000	10.05 -	ALT	- AC	4 PK 665
				ALT	+ AC	5 PK 1145
				CAM		ZRK 1469
				CAM	MTR-CODE: 199A4.000	KT 1447

1.4

1368 ccm	57 kW	350 A1.000	10.05 -	ALT	FROM: 06.06; MTR-CODE: 350A1000; MOD: Van; - AC	4 PK 665
				ALT	FROM: 06.06; MTR-CODE: 350A1000; MOD: Van; + AC	5 PK 1145
				ALT	MTR-CODE: 350A1000; - AC	4 PK 665
				ALT	MTR-CODE: 350A1000; + AC	5 PK 1145
				ALT	MTR-CODE: 350A1000CNG; - AC	4 PK 665
				ALT	MTR-CODE: 350A1000CNG; + AC	5 PK 1145
				CAM		ZRK 1469
				CAM	MTR-CODE: 350A1.000	KT 1447

1.4 16V

1368 ccm	70 kW	199 A6.000	10.05 -	ALT	- AC	4 PK 665
				ALT	+ AC	5 PK 1145
				CAM		ZRK 1322
				CAM		KT 1253

1.4 T-Jet

1368 ccm	88 kW	198 A4.000	09.07 -	ALT	- AC	4 PK 665
				ALT	+ AC	5 PK 1145
				CAM		ZRK 1322
				CAM		KT 1253

1.4 Abarth

1368 ccm	114 kW	199 A8.000	12.07 -	ALT	- AC	4 PK 665
				ALT	+ AC	5 PK 1145
				CAM		ZRK 1322
				CAM		KT 1253

1.3 D Multijet

1248 ccm	55 kW	199 A2.000	10.05 -	ALT	- AC	6 PK 1185
				ALT	+ AC	6 PK 1318

1.3 D Multijet

1248 ccm	66 kW	199 A3.000	10.05 -	ALT	- AC	6 PK 1185
				ALT	+ AC	6 PK 1318

1.9 D Multijet

1910 ccm	88 kW	939 A1.000	10.05 -	ALT		6 PK 1390
				CAM		ZRK 1540



FIAT

PUNTO / GRANDE PUNTO (199)

1.9 D Multijet

1910 ccm	88 kW	939 A1.000	10.05 -	CAM W-P; CAM	KT 1426 KT 1426 W1
----------	-------	------------	---------	-----------------	-----------------------

1.9 D Multijet

1910 ccm	96 kW	199 A5.000	10.05 -	ALT CAM CAM CAM	6 PK 1390 ZRK 1540 KT 1426 KT 1426 W1
----------	-------	------------	---------	--------------------------	--

PUNTO EVO

1.2

1242 ccm	48 kW	199 A4.000	10.09 - 02.12	ALT ALT CAM	- AC 5 PK 1145 4 PK 665 KT 1447
----------	-------	------------	---------------	-------------------	--

1.4

1368 ccm	57 kW	350 A1.000	10.09 - 02.12	ALT ALT ALT ALT CAM	MTR-CODE: 350A1000 MTR-CODE: 350A1000; - AC MTR-CODE: 350A1000CNG MTR-CODE: 350A1000CNG; - AC 5 PK 1145 4 PK 665 5 PK 1145 4 PK 665 KT 1447
----------	-------	------------	---------------	---------------------------------	---

1.4 16V

1368 ccm	77 kW	955 A6.000	10.09 - 02.12	ALT ALT	- AC 5 PK 1145 4 PK 665
----------	-------	------------	---------------	------------	-------------------------------

1.4 16V

1368 ccm	99 kW	955 A2.000	10.09 - 02.12	ALT ALT	- AC 5 PK 1145 4 PK 665
----------	-------	------------	---------------	------------	-------------------------------

1.3 D Multijet

1248 ccm	55 kW	199 A2.000;199 A9.000	10.09 - 02.12	ALT ALT PS	- AC + AC 6 PK 1185 6 PK 1318 4 EPK 1022
----------	-------	-----------------------	---------------	------------------	--

1.3 D Multijet

1248 ccm	66 kW	199 A3.000	10.09 - 02.12	ALT	- AC 6 PK 1185
----------	-------	------------	---------------	-----	-------------------

1.3 D Multijet

1248 ccm	70 kW	199 B1.000	10.09 - 02.12	ALT	6 PK 1318
----------	-------	------------	---------------	-----	-----------

QUBO (225)

1.4

1360 ccm	54 kW	KFT;KfV	09.08 -	ALT CAM CAM W-P; CAM	+ AC MTR-CODE: KfV 6 PK 1565 ZRK 1457 KT 1370 KT 1370 W1
----------	-------	---------	---------	-------------------------------	---

1.4 Natural Power

1368 ccm	57 kW	350 A1.000	10.09 -	ALT CAM	5 PK 1145 KT 1447
----------	-------	------------	---------	------------	----------------------

1.3 D Multijet

1248 ccm	55 kW	199 A2.000	09.08 -	ALT ALT PS	- AC + AC 6 PK 1185 6 PK 1318 4 EPK 1022
----------	-------	------------	---------	------------------	--

SEDICI

1.6 16V

1586 ccm	79 kW	M16A	06.06 -	AC-C ALT	4 PK 805 5 PK 835
----------	-------	------	---------	-------------	----------------------

1.6 16V 4x4

1586 ccm	79 kW	M16A	06.06 -	AC-C ALT	4 PK 805 5 PK 835
----------	-------	------	---------	-------------	----------------------

1.9 D Multijet

1910 ccm	88 kW	D19AA	06.06 -	CAM	KT 1426 W1
----------	-------	-------	---------	-----	------------

1.9 D Multijet 4x4

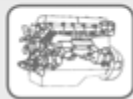
1910 ccm	88 kW	D19AA	06.06 -	ALT CAM CAM CAM	6 PK 1390 ZRK 1113 KT 1404 KT 1426 W1
----------	-------	-------	---------	--------------------------	--

2.0 D Multijet

1956 ccm	99 kW	D20AA	06.06 -	W-P; CAM	KT 1525 W1
----------	-------	-------	---------	----------	------------

2.0 D Multijet 4x4

1956 ccm	99 kW	D20AA	06.06 -	W-P; CAM	KT 1525 W1
----------	-------	-------	---------	----------	------------



FIAT

SEICENTO (187)

0.9 (187AXA, 187AXA1A)

899 ccm 29 kW 1170 A1.046 01.98 - 01.10 ALT; W-P AVX 10 x 800

1.1 (187AXB, 187AXB1A)

1108 ccm	40 kW	176 B2.000;187 A1.000	01.98 - 01.10	AC-C		4 PK 780
				ALT	MTR-CODE: 176B2000; - AC	4 PK 675
				ALT	MTR-CODE: 187A1000; - AC	4 PK 665
				CAM	FROM MTR-NO: 9042884; MTR-CODE: 176B2.000	ZRK 1438
				CAM	MTR-CODE: 187 A1.000; FROM MTR-NO: 2934170	ZRK 1702
				CAM	UNTIL MTR-NO: 2934169; MTR-CODE: 187A1.000	ZRK 1438
				CAM	UNTIL MTR-NO: 9042883; MTR-CODE: 176B2.000	ZRK 1310
				CAM	FROM MTR-NO: 9042884; MTR-CODE: 176B2.000	KT 1324
				CAM	UNTIL MTR-NO: 2934169; MTR-CODE: 187A1.000	KT 1324
				CAM	UNTIL MTR-NO: 9042883; MTR-CODE: 176B2.000	KT 1173
				CAM	MTR-CODE: 176 B2.000; UNTIL MTR-NO: 9042882; UNTIL: 03.99	KT 1173 W1
				W-P; CAM	FROM: 04.99; FROM MTR-NO: 9042884; MTR-CODE: 176 B2.000;187 A1.000	KT 1324 W1

SEICENTO Van (187)

1.1 (187CXB/C)

1108 ccm	40 kW	176 B2.000	01.98 - 01.10	AC-C	FROM: 03.00	4 PK 780
				ALT	FROM: 03.00; - AC	4 PK 675
				ALT	FROM: 03.00; MTR-CODE: 187A1000; - AC	4 PK 665
				CAM	FROM MTR-NO: 9042884	ZRK 1438
				CAM	UNTIL MTR-NO: 9042883	ZRK 1310
				CAM	FROM MTR-NO: 9042884	KT 1324
				CAM	UNTIL MTR-NO: 9042883	KT 1173

SIENA (178_)

1.2

1242 ccm	44 kW	178 C4.066;188 A4.000	09.01 -	AC-C	FROM: 01.02; UNTIL: 02.05; MTR-CODE: 178C4066;178C4066;188A4000	4 PK 841
				ALT	FROM: 01.02; MTR-CODE: 178C4066;178C4066;188A4000	4 PK 698
				ALT	FROM: 01.02; MTR-CODE: 178C4066;188A4000; + AC	5 PK 1190
				ALT	FROM: 01.02; MTR-CODE: 178C4066;188A4000;188A4000; - AC	4 PK 675
				ALT	FROM: 01.02; MTR-CODE: 188A4000; - AC	4 PK 675
				ALT	FROM: 01.02; MTR-CODE: 188A4000; + AC	5 PK 1190
				ALT	FROM: 02.05; MTR-CODE: 178C4066;178C4066;188A4000	4 PK 685
				PS	FROM: 01.02; MTR-CODE: 178C4066;178C4066;188A4000	3 PK 913

1.2

1242 ccm	54 kW	178 B5.000	09.98 -	AC-C		4 PK 841
				ALT	+ AC	4 PK 698
				ALT	FROM MTR-NO: 0714686; - AC	4 PK 665
				ALT	UNTIL MTR-NO: 0714685; - AC	4 PK 675
				PS		3 PK 913
				CAM	FROM MTR-NO: 9042884	ZRK 1205
				CAM	UNTIL MTR-NO: 9042883	ZRK 1027
				CAM	FROM MTR-NO: 9042884	KT 1316
				CAM	UNTIL MTR-NO: 9042883	KT 1120
				W-P; CAM	FROM MTR-NO: 9042884	KT 1316 W1

1.2

1242 ccm	59 kW	188 A5.000	09.01 -	ALT	FROM: 01.02; - AC	4 PK 675
				ALT	FROM: 01.02; + AC	5 PK 1190
				ALT	FROM: 01.02; UNTIL: 09.02; - AC	4 PK 675
				ALT	FROM: 01.02; UNTIL: 09.02; + AUTO-TM; - AC; TR	4 PK 675
				ALT	FROM: 09.02; - AC	4 PK 665
				ALT	FROM: 09.02; + AUTO-TM; - AC; TR	4 PK 665

1.4

1372 ccm	51 kW	178 B2.000	04.96 -	AC-C	FROM: 06.99	4 PK 841
				AC-C	FROM: 07.97; UNTIL: 05.99	4 PK 855
				ALT	FROM: 07.97	5 PK 954

1.4 KAT

1372 ccm	51 kW	178 B2.016	04.96 -	AC-C	FROM: 06.99	4 PK 841
				AC-C	FROM: 07.97; UNTIL: 05.99	4 PK 855



FIAT

SIENA (178_)

1.4 KAT

1372 ccm	51 kW	178 B2.016	04.96 -	ALT	FROM: 07.97	5 PK 954
----------	-------	------------	---------	-----	-------------	----------

1.6 16V

1581 ccm	78 kW	178 B3.000	09.98 -	AC-C		4 PK 855
				ALT	FROM: 10.99	5 PK 940
				ALT	UNTIL: 10.99	5 PK 954
				PS		3 PK 668
				CAM		ZRK 1245
				CAM	MTR-CODE: 178B3.000;178D2.011	KT 1081

1.6

1596 ccm	76 kW	182 B6.000	11.00 -	AC-C		4 PK 855
				AC-C	FROM: 09.01	4 PK 855
				ALT		5 PK 940
				ALT	FROM: 09.01	5 PK 940
				PS		3 PK 668
				PS	FROM: 09.01	3 PK 668

1.3 JTD

1248 ccm	51 kW	188 A9.000	09.03 -	ALT	- AC	6 PK 1185
				ALT	+ AC	6 PK 1310

STILO (192)

1.2 16V (192_XA1B)

1242 ccm	59 kW	188 A5.000	02.02 - 11.06	ALT	- AC	4 PK 675
				ALT	+ AC	5 PK 1155
				CAM		ZRK 1322
				CAM		KT 1253
				W-P; CAM		KT 1253 W1

1.4 16V

1368 ccm	66 kW	192 B2.000	03.05 - 11.06	ALT	- AC; - C1	4 PK 675
				ALT	- AC; + C1	4 PK 665
				ALT	+ AC	5 PK 1145
				CAM		ZRK 1322
				CAM		KT 1253
				W-P; CAM		KT 1253 W1

1.4 16V

1368 ccm	70 kW	843 A1.000	01.04 - 11.06	ALT	- AC	4 PK 675
				ALT	+ AC	5 PK 1145
				CAM		ZRK 1322
				CAM		KT 1253
				W-P; CAM		KT 1253 W1

1.6 16V (192_XB1A)

1596 ccm	76 kW	182 B6.000	10.01 - 11.06	AC-C		4 EPK 917
				ALT	- AK; - TR; - GUS	5 PK 940
				CAM		ZRK 1245
				CAM		KT 1081

1.6 16V

1598 ccm	77 kW	192 B30	05.05 - 11.06	ALT	- AC	5 PK 1450
				ALT	+ AC	5 PK 1545
				CAM		ZRK 1455
				CAM		KT 1405
				W-P; CAM		KT 1405 W1

1.8 16V (192_XC1A)

1747 ccm	98 kW	192 A4.000	10.01 - 11.06	ALT	FROM: 03.03	6 PK 1270
				ALT	UNTIL: 02.03	6 PK 1290
				CAM		ZRK 1306
				CAM		KT 1348

2.4 20V (192_XD1A)

2446 ccm	125 kW	192 A2.000	10.01 - 11.06	AC-C		6 PK 1145
				CAM		ZRK 1249
				CAM		KT 1295

1.9 JTD (192_XF1A)

1910 ccm	59 kW	192 A3.000	02.02 - 11.06	ALT	- AC	6 PK 820
				ALT	+ AC	6 PK 1275
				CAM		ZRK 1113
				CAM		KT 1404
				W-P; CAM		KT 1404 W1



FIAT

STILO (192)

1.9 JTD (192AXS1B, 192BXS1B)

1910 ccm	66 kW	192 B5.000	09.04 - 11.06	ALT	FROM CHA-NO.: 066903; - AC	6 PK 800
				ALT	FROM CHA-NO.: 066903; + AC	6 PK 1255
				ALT	UNTIL CHA-NO.: 066902; - AC	6 PK 815
				ALT	UNTIL CHA-NO.: 066902; + AC	6 PK 1275
				CAM		ZRK 1113
				CAM		KT 1404
				W-P; CAM		KT 1404 W1

1.9 D Multijet

1910 ccm	74 kW	192 A9.000	09.05 - 11.06	ALT	- AC	6 PK 815
				ALT	+ AC	6 PK 1275
				CAM		ZRK 1540
				W-P; CAM		KT 1404 W1

1.9 JTD (192_XE1A)

1910 ccm	85 kW	192 A1.000;937 A7.000	10.01 - 11.06	ALT	FROM: 10.05; MTR-CODE: 937A7000; + AC	6 PK 1255
				ALT	MTR-CODE: 192A1000; - AC	6 PK 820
				ALT	MTR-CODE: 192A1000; + AC	6 PK 1275
				ALT	UNTIL: 10.05; MTR-CODE: 937A7000; + AC	6 PK 1275
				CAM		ZRK 1113
				CAM		KT 1404
				W-P; CAM		KT 1404 W1

1.9 D Multijet

1910 ccm	88 kW	192 A8.000	09.05 - 11.06	ALT		6 PK 1255
				CAM		ZRK 1113
				CAM		KT 1404
				W-P; CAM		KT 1404 W1

1.9 JTD

1910 ccm	93 kW	937 A4.000	09.03 - 11.06	ALT		6 PK 1360
----------	-------	------------	---------------	-----	--	-----------

1.9 JTD

1910 ccm	100 kW	192 B1.000	04.04 - 11.06	ALT		6 PK 1360
----------	--------	------------	---------------	-----	--	-----------

1.9 JTD

1910 ccm	103 kW	192 A5.000	01.04 - 11.06	ALT		6 PK 1360
				CAM		ZRK 1451
				CAM		KT 1483

1.9 D Multijet

1910 ccm	110 kW	937 A5.000	09.05 - 11.06	ALT		6 PK 1360
				CAM		ZRK 1466
				CAM		KT 1400
				CAM		KT 1535 W1

STILO Multi Wagon (192)

1.4 16V

1368 ccm	66 kW	192 B2.000	03.05 - 08.08	ALT	- AC; - C1	4 PK 675
				ALT	- AC; + C1	4 PK 665
				ALT	+ AC	5 PK 1145
				CAM		ZRK 1322
				CAM		KT 1253
				W-P; CAM		KT 1253 W1

1.4 16V

1368 ccm	70 kW	843 A1.000	01.04 - 08.08	ALT	- AC	4 PK 675
				ALT	+ AC	5 PK 1145
				CAM		ZRK 1322
				CAM		KT 1253
				W-P; CAM		KT 1253 W1

1.6 16V

1596 ccm	76 kW	182 B6.000	01.03 - 08.08	AC-C		4 EPK 917
				ALT	- AK; - TR; - GUS	5 PK 940
				CAM		ZRK 1245
				CAM		KT 1081

1.8 16V

1747 ccm	98 kW	192 A4.000	01.03 - 08.08	ALT		6 PK 1270
				ALT	UNTIL: 02.03	6 PK 1290
				CAM		ZRK 1306
				CAM		KT 1348

1.9 JTD

1910 ccm	59 kW	192 A3.000	01.03 - 08.08	ALT	- AC	6 PK 820
				ALT	+ AC	6 PK 1275



FIAT

STILO Multi Wagon (192)

1.9 JTD						
1910 ccm	59 kW	192 A3.000	01.03 - 08.08	CAM CAM W-P; CAM		ZRK 1113 KT 1404 KT 1404 W1
1.9 D						
1910 ccm	66 kW	192 B5.000	09.04 - 08.08	ALT ALT ALT ALT CAM CAM W-P; CAM	FROM CHA-NO.: 066903; - AC FROM CHA-NO.: 066903; + AC UNTIL CHA-NO.: 066902; - AC UNTIL CHA-NO.: 066902; + AC	6 PK 800 6 PK 1255 6 PK 815 6 PK 1275 ZRK 1113 KT 1404 KT 1404 W1
1.9 D Multijet						
1910 ccm	74 kW	192 A9.000	09.05 - 08.08	ALT ALT CAM W-P; CAM	- AC + AC	6 PK 815 6 PK 1275 ZRK 1540 KT 1404 W1
1.9 JTD						
1910 ccm	85 kW	192 A1.000;937 A7.000	01.03 - 08.08	ALT ALT ALT ALT CAM CAM W-P; CAM	FROM: 10.05; MTR-CODE: 937A7000; + AC MTR-CODE: 192A1000; - AC MTR-CODE: 192A1000; + AC UNTIL: 10.05; MTR-CODE: 937A7000; + AC	6 PK 1255 6 PK 820 6 PK 1275 6 PK 1275 ZRK 1113 KT 1404 KT 1404 W1
1.9 D Multijet						
1910 ccm	88 kW	192 A8.000	09.05 - 08.08	ALT CAM CAM W-P; CAM		6 PK 1255 ZRK 1113 KT 1404 KT 1404 W1
1.9 JTD						
1910 ccm	93 kW	937 A4.000	09.03 - 08.08	ALT		6 PK 1360
1.9 JTD						
1910 ccm	100 kW	192 B1.000	04.04 - 08.08	ALT		6 PK 1360
1.9 JTD						
1910 ccm	103 kW	192 A5.000	01.04 - 08.08	ALT CAM CAM		6 PK 1360 ZRK 1451 KT 1483
1.9 D Multijet						
1910 ccm	110 kW	937 A5.000	09.05 - 08.08	ALT CAM CAM CAM	MTR-CODE: 937 A5.000	6 PK 1360 ZRK 1466 KT 1400 KT 1535 W1
STRADA (178E)						
1.2						
1242 ccm	44 kW	188 A4.000	04.03 -	ALT ALT CAM CAM W-P; CAM	MOD: PickUp; - AC; - PS MOD: PickUp; + AC; + PS	4 PK 675 5 PK 1190 ZRK 1205 KT 1316 KT 1316 W1
1.2						
1242 ccm	54 kW	178 B5.000	06.99 -	AC-C ALT ALT PS CAM CAM CAM CAM	FROM: 02.00; MOD: PickUp FROM: 02.00; MOD: PickUp; - AC FROM: 02.00; MOD: PickUp; + AC FROM: 02.00; MOD: PickUp FROM MTR-NO: 9042883 UNTIL MTR-NO: 9042882 FROM MTR-NO: 9042883 UNTIL MTR-NO: 9042882	4 PK 841 4 PK 675 4 PK 698 3 PK 913 ZRK 1205 ZRK 1027 KT 1316 KT 1120
1.3 D Multijet						
1248 ccm	62 kW	223 A9.000	05.06 -	ALT ALT PS	MOD: PickUp; - AC MOD: PickUp; + AC	6 PK 1185 6 PK 1310 4 EPK 1022
1.7 TD						
1698 ccm	51 kW	176 A3.000	06.99 -	AC-C ALT	FROM: 02.00; MOD: PickUp FROM: 02.00; MOD: PickUp	4 PK 905 6 PK 985



FIAT

STRADA (178E)

1.7 TD

1698 ccm	51 kW	176 A3.000	06.99 -	PS CAM CAM	FROM: 02.00; MOD: PickUp	3 PK 720 ZRK 1248 KT 1099
----------	-------	------------	---------	------------------	--------------------------	---------------------------------

1.9 D

1910 ccm	46 kW	223 A6.000	12.00 -	ALT ALT CAM	FROM: 06.01; MOD: PickUp; - AC FROM: 06.01; MOD: PickUp; + AC	6 PK 1045 6 PK 1820 ZRK 1747
----------	-------	------------	---------	-------------------	--	------------------------------------

1.9 JTD

1910 ccm	59 kW	188 A2.000	04.03 -	ALT ALT CAM CAM W-P; CAM	MOD: PickUp; - AC UNTIL: 08.05; MOD: Pick Up; + AC	6 PK 1090 6 PK 1855 ZRK 1113 KT 1404 KT 1404 W1
----------	-------	------------	---------	--------------------------------------	---	---

TEMPRA (159)

1.4 i.e. (159.AC, 159.AX)

1372 ccm	51 kW	160 A1.046;836 A4.000	03.92 - 08.96	ALT PS PS ALT ALT ALT ALT ALT ALT ALT ALT ALT ALT ALT CAM CAM	- AC; - PS + FA + MAN-TM FROM MTR-NO: 9336693; MTR-CODE: 836A4000; - AC; - PS FROM MTR-NO: 9336693; MTR-CODE: 836A4000; + PS; - AC MTR-CODE: 159A2000;160A1046; - AC MTR-CODE: 159A2000;160A1046; + AC; - PS MTR-CODE: 159A2000;160A1046; + AUTO-TM; + PS; - AC MTR-CODE: 159A2000;160A1046; + MAN-TM; + AC; + PS MTR-CODE: 159A2000;160A1046; + MAN-TM; + PS; - AC MTR-CODE: 836A4000; + AC UNTIL MTR-NO: 9336692; MTR-CODE: 836A4000; - AC; - PS UNTIL MTR-NO: 9336692; MTR-CODE: 836A4000; + PS; - AC	AVX 10 x 864 AVX 10 x 735 AVX 10 x 685 4 PK 940 5 PK 940 4 PK 913 4 PK 962 4 PK 925 5 PK 962 5 PK 925 5 PK 962 4 PK 913 5 PK 925 ZRK 1244 KT 1037
----------	-------	-----------------------	---------------	--	---	---

1.4 i.e. (159.AC)

1372 ccm	57 kW	159 A2.000	03.91 - 08.96	ALT PS PS PS ALT ALT CAM CAM	- AC; - PS + FA + MAN-TM FROM: 07.93; FROM MTR-NO: 9336693 FROM: 07.93; UNTIL MTR-NO: 9336692	AVX 10 x 864 AVX 10 x 685 AVX 10 x 735 AVX 10 x 690 4 PK 940 4 PK 913 ZRK 1244 KT 1037
----------	-------	------------	---------------	---	---	---

1.6

1581 ccm	51 kW	159 A3.048	04.90 - 06.93	ALT ALT ALT ALT ALT CAM CAM	+ AC; - PS + AUTO-TM; + AC; + PS + AUTO-TM; + PS; - AC + MAN-TM; + AC; + PS + MAN-TM; + PS; - AC	4 PK 962 4 PK 925 4 PK 925 5 PK 962 5 PK 925 ZRK 1244 KT 1037
----------	-------	------------	---------------	---	--	---

1.6 i.e. (159.AS, 159.AT)

1581 ccm	55 kW	159 A3.048;835 C1.000	06.92 - 08.96	ALT PS PS ALT ALT ALT ALT ALT CAM CAM	- AC; - PS + FA + MAN-TM + AC; - PS + AUTO-TM; + AC; + PS + AUTO-TM; + PS; - AC + MAN-TM; + AC; + PS + MAN-TM; + PS; - AC	AVX 10 x 864 AVX 10 x 735 AVX 10 x 685 4 PK 962 4 PK 925 4 PK 925 5 PK 962 5 PK 925 ZRK 1244 KT 1037
----------	-------	-----------------------	---------------	--	--	---

1.6 i.e. (159.AE)

1581 ccm	57 kW	159 A3.046	06.90 - 07.92	ALT	- AC; - PS	AVX 10 x 864
----------	-------	------------	---------------	-----	------------	--------------



FIAT

TEMPRA (159)

1.6 i.e. (159.AE)

1581 ccm	57 kW	159 A3.046	06.90 - 07.92	PS	+ FA	AVX 10 x 735
				PS	FROM: 05.91; + MAN-TM	AVX 10 x 685
				PS	UNTIL: 04.91; + MAN-TM	AVX 10 x 735
				ALT	+ AC; - PS	4 PK 962
				ALT	+ AUTO-TM; + AC; + PS	4 PK 925
				ALT	+ AUTO-TM; + PS; - AC	4 PK 925
				ALT	+ MAN-TM; + AC; + PS	5 PK 962
				ALT	+ MAN-TM; + PS; - AC	5 PK 925
				CAM		ZRK 1244
				CAM		KT 1037

1.6

1581 ccm	63 kW	159 A3.000	03.90 - 04.93	ALT	FROM: 02.90; UNTIL: 03.93	AVX 10 x 685
				PS	FROM: 02.90; UNTIL: 03.93; FROM MTR-NO: 8129259	AVX 10 x 685
				PS	FROM: 02.90; UNTIL: 03.93; UNTIL MTR-NO: 8129259	AVX 10 x 735
				ALT	+ AC; - PS	4 PK 962
				ALT	+ AUTO-TM; + AC; + PS	4 PK 925
				ALT	+ AUTO-TM; + PS; - AC	4 PK 925
				ALT	+ MAN-TM; + AC; + PS	5 PK 962
				ALT	+ MAN-TM; + PS; - AC	5 PK 925
				CAM		KT 1037

1.6 i.e. (159.AJ)

1581 ccm	63 kW	159 B9.000	06.94 - 08.96	ALT	- AC; - PS	AVX 10 x 864
				PS	+ FA	AVX 10 x 735
				PS	+ MAN-TM	AVX 10 x 690
				ALT	+ AC; - PS	4 PK 962
				ALT	+ AUTO-TM; + AC; + PS	4 PK 925
				ALT	+ AUTO-TM; + PS; - AC	4 PK 925
				ALT	+ MAN-TM; + AC; + PS	5 PK 962
				ALT	+ MAN-TM; + PS; - AC	5 PK 925
				CAM		KT 1037

1.6 i.e. (159.AJ)

1581 ccm	66 kW	159 B9.000	06.94 - 08.96	ALT	- AC; - PS	AVX 10 x 864
				PS		AVX 10 x 685
				PS	+ FA	AVX 10 x 735
				PS	+ MAN-TM	AVX 10 x 690
				ALT	+ AC; - PS	4 PK 962
				ALT	+ AUTO-TM; + AC; + PS	4 PK 925
				ALT	+ AUTO-TM; + PS; - AC	4 PK 925
				ALT	+ MAN-TM; + AC; + PS	5 PK 962
				ALT	+ MAN-TM; + PS; - AC	5 PK 925
				CAM		ZRK 1244
				CAM		KT 1037

1.8 i.e. (159.AZ)

1756 ccm	66 kW	835 C4.000	09.93 - 08.96	AC-C		AVX 13 x 850
				PS	UNTIL: 12.94	AVX 13 x 825
				ALT	OE-NO.: 7646849	5 PK 1055
				ALT	OE-NO.: 7695968	5 PK 1040
				BAL		ZRK 1286
				CAM		ZRK 1309
				CAM		KT 1256

1.8 i.e. (159.BY)

1756 ccm	74 kW	836 A5.000	10.94 - 08.96	AC-C		AVX 13 x 850
				PS	UNTIL: 12.94	AVX 13 x 825
				ALT	OE-NO.: 7646849	5 PK 1055
				ALT	OE-NO.: 7695968	5 PK 1040
				BAL		ZRK 1286
				CAM		ZRK 1309
				CAM		KT 1256

1.8 i.e. (159.AV)

1756 ccm	76 kW	835 C2.000	09.93 - 08.96	AC-C		AVX 13 x 850
				PS	UNTIL: 12.94	AVX 13 x 825
				ALT	OE-NO.: 7646849	5 PK 1055
				ALT	OE-NO.: 7695968	5 PK 1040
				BAL		ZRK 1286
				CAM		ZRK 1309



FIAT

TEMPRA (159)

1.8 i.e. (159.AV)

1756 ccm 76 kW 835 C2.000 09.93 - 08.96 CAM **KT 1256**

1.8 i.e. (159.AN)

1756 ccm 77 kW 159 A4.046 03.92 - 08.96 AC-C **AVX 13 x 850**
PS **AVX 13 x 715**
PS UNTIL: 12.92; + AC **AVX 13 x 825**
BAL **ZRK 1286**
CAM FROM: 01.93 **ZRK 1309**
CAM **KT 1256**

1.8 i.e. (159.AN)

1756 ccm 81 kW 159 A4.000 03.90 - 08.96 AC-C **AVX 13 x 850**
PS **AVX 13 x 715**
PS UNTIL: 12.92; + AC **AVX 13 x 825**
CAM FROM: 01.93 **ZRK 1309**

2.0 i.e. (159.AP)

1995 ccm 83 kW 159 A6.046 10.90 - 08.96 AC-C **AVX 13 x 850**
PS **AVX 13 x 825**
ALT FROM: 08.91; - AC **5 PK 1040**
ALT FROM: 08.91; + AC **5 PK 1055**
ALT UNTIL: 07.91; - AC **4 PK 1050**
ALT UNTIL: 07.91; + AC **4 PK 1060**
BAL **ZRK 1286**
CAM **ZRK 1309**
CAM **KT 1256**

1.9 D (159.AG)

1929 ccm 48 kW 149 A1.000;160 A7.000 07.91 - 08.96 ALT **AVX 10 x 950**
PS **AVX 10 x 650**
PS FROM MTR-NO: 1249962 **AVX 10 x 735**
AC-C UNTIL MTR-NO: 1249961 **5 PK 940**
AC-C FROM MTR-NO: 1904366 **5 PK 985**
ALT UNTIL MTR-NO: 1904365 **5 PK 985**
ALT + AC **5 PK 920**
ALT + PS; - AC **ZRK 1253**
CAM **ZRK 1253**
CAM **KT 1101**

1.9 TD (159.AQ)

1929 ccm 59 kW 160 B6.046 07.92 - 08.96 ALT **AVX 10 x 950**
PS **AVX 10 x 735**
PS FROM MTR-NO: 1249962 **AVX 10 x 650**
AC-C FROM MTR-NO: 1167625 **5 PK 940**
AC-C UNTIL MTR-NO: 1167624 **5 PK 985**
ALT FROM MTR-NO: 0953305; + AC **5 PK 970**
ALT FROM MTR-NO: 1730140; - AC **5 PK 920**
ALT UNTIL MTR-NO: 0953304; + AC **5 PK 962**
ALT UNTIL MTR-NO: 1730139; - AC **5 PK 905**
CAM **ZRK 1253**
CAM **KT 1101**

1.9 TD (159.CU, 159.AU, 159.AI, 159.BI)

1929 ccm 66 kW 160 A6.000;160 D1.000 05.90 - 08.96 ALT **AVX 10 x 950**
PS **AVX 10 x 735**
PS FROM MTR-NO: 1249962 **AVX 10 x 650**
AC-C FROM MTR-NO: 1167625 **5 PK 940**
AC-C UNTIL MTR-NO: 1167624 **5 PK 985**
ALT FROM MTR-NO: 0953305; + AC **5 PK 970**
ALT FROM MTR-NO: 1730140; - AC **5 PK 920**
ALT UNTIL MTR-NO: 0953304; + AC **5 PK 962**
ALT UNTIL MTR-NO: 1730139; - AC **5 PK 905**
CAM **ZRK 1253**
CAM **KT 1101**

TEMPRA S.W. (159)

1.4 i.e. (159.AC, 159.AX)

1372 ccm 51 kW 160 A1.046;836 A4.000 10.92 - 08.96 ALT **AVX 10 x 864**
PS **AVX 10 x 735**
PS + FA **AVX 10 x 685**
PS + MAN-TM **5 PK 940**
AC-C FROM: 07.93; FROM MTR-NO: 9336693; MTR-
CODE: 836A4000; + PS; - AC **5 PK 925**
ALT FROM: 07.93; FROM MTR-NO: 9336693; MTR-
CODE: 160A1046; - AC


FIAT
TEMPRA S.W. (159)
1.4 i.e. (159.AC, 159.AX)

1372 ccm	51 kW	160 A1.046;836 A4.000	10.92 - 08.96	ALT	FROM: 07.93; FROM MTR-NO: 9336693; MTR-CODE: 836A4000; - AC	4 PK 940
				ALT	FROM: 07.93; MTR-CODE: 836A4000; + AC	5 PK 962
				ALT	FROM: 07.93; UNTIL MTR-NO: 9336692; MTR-CODE: 160A1046;836A4000; - AC	4 PK 913
				ALT	FROM: 07.93; UNTIL MTR-NO: 9336692; MTR-CODE: 836A4000; + PS; - AC	5 PK 925
				CAM		ZRK 1244
				CAM		KT 1037

1.4 i.e. (159.AC)

1372 ccm	57 kW	159 A2.000	03.91 - 08.96	ALT	- AC; - PS	AVX 10 x 864
				PS	+ FA	AVX 10 x 735
				PS	+ MAN-TM	AVX 10 x 685
				ALT	+ AC; - PS	4 PK 962
				ALT	+ AUTO-TM; + AC; + PS	4 PK 925
				ALT	+ AUTO-TM; + PS; - AC	4 PK 925
				ALT	+ MAN-TM; + AC; + PS	5 PK 962
				ALT	+ MAN-TM; + PS; - AC	5 PK 925
				CAM		ZRK 1244
				CAM		KT 1037

1.6 i.e. (159.AS, 159.AT)

1581 ccm	55 kW	159 A3.048;835 C1.000	10.92 - 08.96	ALT	- AC; - PS	AVX 10 x 864
				PS	+ FA	AVX 10 x 735
				PS	+ MAN-TM	AVX 10 x 685
				CAM		ZRK 1244
				CAM		KT 1037

1.6 i.e. (159.AE)

1581 ccm	57 kW	159 A3.046;835 C1.000	10.90 - 08.96	ALT	- AC; - PS	AVX 10 x 864
				PS	+ FA	AVX 10 x 735
				PS	FROM: 05.91; + MAN-TM	AVX 10 x 685
				PS	UNTIL: 04.91; + MAN-TM	AVX 10 x 735
				ALT	FROM: 04.91; + AC; - PS	4 PK 962
				ALT	FROM: 04.91; + AUTO-TM; + AC; + PS	4 PK 925
				ALT	FROM: 04.91; + AUTO-TM; + PS; - AC	4 PK 925
				ALT	FROM: 04.91; + MAN-TM; + AC; + PS	5 PK 962
				ALT	FROM: 04.91; + MAN-TM; + PS; - AC	5 PK 925
				CAM		ZRK 1244
				CAM		KT 1037

1.6

1581 ccm	63 kW	159 A3.000	12.90 - 04.93	ALT		AVX 10 x 864
				PS		AVX 10 x 685
				PS	+ FA	AVX 10 x 735
				ALT	+ AC; - PS	4 PK 962
				ALT	+ AUTO-TM; + AC; + PS	4 PK 925
				ALT	+ AUTO-TM; + PS; - AC	4 PK 925
				ALT	+ MAN-TM; + AC; + PS	5 PK 962
				ALT	+ MAN-TM; + PS; - AC	5 PK 925
				CAM		ZRK 1244
				CAM		KT 1037

1.6 i.e. (159.AJ)

1581 ccm	66 kW	159 B9.000	06.94 - 08.96	ALT		AVX 10 x 864
				PS		AVX 10 x 690
				PS	+ FA	AVX 10 x 735
				ALT	+ AC; - PS	4 PK 962
				ALT	+ AUTO-TM; + AC; + PS	4 PK 925
				ALT	+ AUTO-TM; + PS; - AC	4 PK 925
				ALT	+ MAN-TM; + AC; + PS	5 PK 962
				ALT	+ MAN-TM; + PS; - AC	5 PK 925
				CAM		ZRK 1244
				CAM		KT 1037

1.8 i.e. (159.AZ)

1756 ccm	66 kW	835 C4.000	09.93 - 08.96	AC-C		AVX 13 x 850
				PS	UNTIL: 12.94	AVX 13 x 825
				ALT	OE-NO.: 7646849	5 PK 1055
				ALT	OE-NO.: 7695968	5 PK 1040
				BAL		ZRK 1286
				CAM		ZRK 1309



FIAT

TEMPRA S.W. (159)

1.8 i.e. (159.AZ)

1756 ccm	66 kW	835 C4.000	09.93 - 08.96	CAM		KT 1256
----------	-------	------------	---------------	-----	--	---------

1.8 i.e. (159.BY)

1756 ccm	74 kW	836 A5.000	10.94 - 08.96	AC-C		AVX 13 x 850
				PS	UNTIL: 12.94	AVX 13 x 825
				ALT	OE-NO.: 7646849	5 PK 1055
				ALT	OE-NO.: 7695968	5 PK 1040
				BAL		ZRK 1286
				CAM		ZRK 1309
				CAM		KT 1256

1.8 i.e. (159.AV)

1756 ccm	76 kW	835 C2.000	09.93 - 08.96	AC-C		AVX 13 x 850
				PS	UNTIL: 12.94	AVX 13 x 825
				BAL		ZRK 1286
				CAM		ZRK 1309
				CAM		KT 1256

1.8 i.e. (159.AN)

1756 ccm	77 kW	159 A4.046	03.92 - 12.93	AC-C		AVX 13 x 850
				PS	FROM: 01.93; - AC	AVX 13 x 825
				PS	UNTIL: 12.92; - AC	AVX 13 x 850
				PS	UNTIL: 12.92; + AC	AVX 13 x 715
				BAL	FROM: 01.93	ZRK 1286
				CAM	FROM: 01.93	ZRK 1309
				CAM		KT 1256

1.8 i.e. (159.AN)

1756 ccm	81 kW	159 A4.000	03.90 - 08.96	AC-C		AVX 13 x 850
				PS	UNTIL: 12.92; + AC	AVX 13 x 715
				PS	UNTIL: 12.94	AVX 13 x 825
				CAM	FROM: 01.93	ZRK 1309

2.0 i.e. (159.AP)

1995 ccm	83 kW	159 A6.046	01.91 - 03.95	AC-C		AVX 13 x 850
				PS		AVX 13 x 825
				ALT	FROM: 08.91; - AC	5 PK 1040
				ALT	FROM: 08.91; + AC	5 PK 1055
				ALT	UNTIL: 07.91; - AC	4 PK 1050
				ALT	UNTIL: 07.91; + AC	4 PK 1060
				BAL		ZRK 1286
				CAM		ZRK 1309
				CAM		KT 1256

2.0 i.e. 4x4 (159.AP)

1995 ccm	83 kW	159 A6.046	03.92 - 03.95	AC-C		AVX 13 x 850
				PS	- AC	AVX 13 x 825
				ALT	FROM: 07.92; - AC	5 PK 1040
				ALT	FROM: 07.92; + AC	5 PK 1055
				BAL		ZRK 1286
				CAM		ZRK 1309
				CAM		KT 1256

1.9 D (159.AG)

1929 ccm	48 kW	149 A1.000;160 A7.000	07.91 - 08.96	ALT	MTR-TYP: D	AVX 10 x 950
				PS		AVX 10 x 735
				PS	FROM MTR-NO: 1249962	AVX 10 x 650
				AC-C		5 PK 985
				ALT	+ AC; - PS	5 PK 985
				ALT	+ PS; - AC	5 PK 920
				CAM		ZRK 1253
				CAM		KT 1101

1.9 TD (159.AQ)

1929 ccm	59 kW	160 B6.046	03.92 - 06.93	ALT	MTR-TYP: D	AVX 10 x 950
				PS		AVX 10 x 735
				PS	FROM MTR-NO: 1249962	AVX 10 x 650
				AC-C	- MTR-CODE: 1167625	5 PK 940
				AC-C	UNTIL MTR-NO: 1167624	5 PK 985
				ALT	FROM MTR-NO: 0953305; + AC	5 PK 970
				ALT	FROM MTR-NO: 1730140; - AC	5 PK 920
				ALT	UNTIL MTR-NO: 0953304; + AC	5 PK 962
				ALT	UNTIL MTR-NO: 1730139; - AC	5 PK 905
				CAM		ZRK 1253



FIAT

TEMPRA S.W. (159)

1.9 TD (159.AQ)

1929 ccm	59 kW	160 B6.046	03.92 - 06.93	CAM		KT 1101
----------	-------	------------	---------------	-----	--	---------

1.9 TD (159.AI, 159.BI, 159.CU, 159.AU)

1929 ccm	66 kW	160 A6.000;160 D1.000	07.91 - 02.95	ALT	MTR-TYP: D	AVX 10 x 950
				PS		AVX 10 x 735
				PS	FROM MTR-NO: 1249962	AVX 10 x 650
				AC-C	- MTR-CODE: 1167625	5 PK 940
				AC-C	UNTIL MTR-NO: 1167624	5 PK 985
				ALT	FROM MTR-NO: 0953305; + AC	5 PK 970
				ALT	FROM MTR-NO: 1730140; - AC	5 PK 920
				ALT	UNTIL MTR-NO: 0953304; + AC	5 PK 962
				ALT	UNTIL MTR-NO: 1730139; - AC	5 PK 905
				CAM		ZRK 1253
				CAM		KT 1101

TIPO (160)

1.1 (160.AA)

1108 ccm	41 kW	160 A3.000	01.88 - 10.91	ALT		AVX 10 x 675
				ALT	+ AUTO-TM; + AC; + PS	4 PK 925
				ALT	+ AUTO-TM; + PS; - AC	4 PK 925
				ALT	+ MAN-TM; + AC; + PS	5 PK 962
				ALT	+ MAN-TM; + PS; - AC	5 PK 925
				ALT	FROM MTR-NO: 6876504; + AC; - PS	4 PK 962
				ALT	UNTIL MTR-NO: 6876503; + AC; - PS	4 PK 890
				CAM		ZRK 1111
				CAM		KT 1012

1.4 i.e. (160.AP, 160.AD, 160.EA)

1372 ccm	51 kW	160 A1.046;836 A4.000	05.89 - 04.95	ALT	FROM MTR-NO: 7131548	AVX 10 x 864
				ALT	UNTIL MTR-NO: 7131547	AVX 10 x 850
				PS	+ FA	AVX 10 x 735
				PS	FROM: 05.91	AVX 10 x 690
				PS	UNTIL: 04.91; + MAN-TM	AVX 10 x 735
				ALT	+ AUTO-TM; + AC; + PS	4 PK 925
				ALT	+ AUTO-TM; + PS; - AC	4 PK 925
				ALT	+ MAN-TM; + AC; + PS	5 PK 962
				ALT	+ MAN-TM; + PS; - AC	5 PK 925
				ALT	FROM MTR-NO: 8876504; + AC; - PS	4 PK 962
				ALT	P-INJ; - AC; - PS	3 PK 913
				ALT	P-INJ; - AC; - PS	4 PK 913
				ALT	UNTIL MTR-NO: 8876503; + AC; - PS	4 PK 890
				CAM		ZRK 1244
				CAM		KT 1037

1.4 (160.AC)

1372 ccm	52 kW	160 A1.000;160 A1.048	07.87 - 12.89	ALT	FROM MTR-NO: 7131548	AVX 10 x 864
				ALT	UNTIL MTR-NO: 7131547	AVX 10 x 850
				PS		AVX 10 x 735
				ALT	FROM: 03.88; + AUTO-TM; + AC; + PS	4 PK 925
				ALT	FROM: 03.88; + AUTO-TM; + PS; - AC	4 PK 925
				ALT	FROM: 03.88; + MAN-TM; + AC; + PS	5 PK 962
				ALT	FROM: 03.88; + MAN-TM; + PS; - AC	5 PK 925
				ALT	FROM: 03.88; FROM MTR-NO: 8876504; + AC; - PS	4 PK 962
				ALT	FROM: 03.88; P-INJ; - AC; - PS	3 PK 913
				ALT	FROM: 03.88; P-INJ; - AC; - PS	4 PK 913
				ALT	FROM: 03.88; UNTIL MTR-NO: 8876503; + AC; - PS	4 PK 890
				CAM		ZRK 1244
				CAM		KT 1037

1.4 i.e.

1372 ccm	57 kW	159 A2.000	05.89 - 04.95	ALT	+ AUTO-TM; + AC; + PS	4 PK 925
				ALT	+ AUTO-TM; + PS; - AC	4 PK 925
				ALT	+ MAN-TM; + AC; + PS	5 PK 962
				ALT	+ MAN-TM; + PS; - AC	5 PK 925
				ALT	FROM MTR-NO: 8876504; + AC; - PS	4 PK 962
				ALT	P-INJ; - AC; - PS	3 PK 913
				ALT	P-INJ; - AC; - PS	4 PK 913
				ALT	UNTIL MTR-NO: 8876503; + AC; - PS	4 PK 890
				CAM		ZRK 1244
				CAM		KT 1037



FIAT

TIPO (160)

1.6 i.e. (160.A1, 160.EC, 160.EB)

1581 ccm	55 kW	159 A3.048;835 C1.000	10.92 - 04.95	ALT	FROM MTR-NO: 7131548	AVX 10 x 864
				ALT	UNTIL MTR-NO: 7131547	AVX 10 x 850
				PS		AVX 10 x 690
				PS	+ FA	AVX 10 x 735
				PS	+ MAN-TM	AVX 10 x 685
				PS	FROM: 09.93; + FA	AVX 10 x 690
				ALT	FROM MTR-NO: 8876504; MTR-CODE: 159A3048;160A2000; + AC; - PS	4 PK 962
				ALT	FROM MTR-NO: 9336693; MTR-CODE: 835C1000; - AC	5 PK 940
				ALT	MTR-CODE: 159A3048;160A2000; + AUTO-TM; + AC; + PS	4 PK 925
				ALT	MTR-CODE: 159A3048;160A2000; + AUTO-TM; + PS; - AC	4 PK 925
				ALT	MTR-CODE: 159A3048;160A2000; + MAN-TM; + AC; + PS	5 PK 962
				ALT	MTR-CODE: 159A3048;160A2000; + MAN-TM; + PS; - AC	5 PK 925
				ALT	MTR-CODE: 159A3048;160A2000; P-INJ; - AC; - PS	3 PK 913
				ALT	MTR-CODE: 159A3048;160A2000; P-INJ; - AC; - PS	4 PK 913
				ALT	MTR-CODE: 835C1000; + AC	5 PK 962
				ALT	UNTIL MTR-NO: 8876503; MTR-CODE: 159A3048;160A2000; + AC; - PS	4 PK 890
				ALT	UNTIL MTR-NO: 9336692; MTR-CODE: 835C1000; - AC	5 PK 925
				CAM		ZRK 1244
				CAM		KT 1037

1.6 i.e. (160.AF)

1581 ccm	57 kW	159 A3.046	07.90 - 01.93		+ FA	AVX 10 x 735
				ALT	FROM MTR-NO: 7131548	AVX 10 x 864
				ALT	UNTIL MTR-NO: 7131547	AVX 10 x 850
				PS	FROM: 05.91; + MAN-TM	AVX 10 x 685
				PS	UNTIL: 04.91	AVX 10 x 735
				CAM		ZRK 1244
				CAM		KT 1037

1.6 (160.AE)

1581 ccm	61 kW	160 A2.000	01.88 - 10.91	ALT	FROM MTR-NO: 7131548; - AC; - PS	AVX 10 x 864
				ALT	UNTIL MTR-NO: 7131547; + AC; + PS	AVX 10 x 850
				PS	+ FA	AVX 10 x 735
				PS	FROM: 05.91	AVX 10 x 690
				PS	UNTIL: 04.91	AVX 10 x 735
				ALT	FROM MTR-NO: 8876504; MTR-CODE: 159A3046; + AC; - PS	4 PK 962
				ALT	FROM MTR-NO: 8876504; MTR-CODE: 159A3048;160A2000; + AC; - PS	4 PK 962
				ALT	FROM MTR-NO: 9336693; MTR-CODE: 159A3048;160A2000;835C1000; - AC	5 PK 940
				ALT	MTR-CODE: 159A3046; + AUTO-TM; + AC; + PS	4 PK 925
				ALT	MTR-CODE: 159A3046; + AUTO-TM; + PS; - AC	4 PK 925
				ALT	MTR-CODE: 159A3046; + MAN-TM; + AC; + PS	5 PK 962
				ALT	MTR-CODE: 159A3046; + MAN-TM; + PS; - AC	5 PK 925
				ALT	MTR-CODE: 159A3046; P-INJ; - AC; - PS	3 PK 913
				ALT	MTR-CODE: 159A3046; P-INJ; - AC; - PS	4 PK 913
				ALT	MTR-CODE: 159A3048;160A2000; + AUTO-TM; + AC; + PS	4 PK 925
				ALT	MTR-CODE: 159A3048;160A2000; + AUTO-TM; + PS; - AC	4 PK 925
				ALT	MTR-CODE: 159A3048;160A2000; + MAN-TM; + AC; + PS	5 PK 962
				ALT	MTR-CODE: 159A3048;160A2000; + MAN-TM; + PS; - AC	5 PK 925
				ALT	MTR-CODE: 159A3048;160A2000; P-INJ; - AC; - PS	3 PK 913
				ALT	MTR-CODE: 159A3048;160A2000; P-INJ; - AC; - PS	4 PK 913
				ALT	MTR-CODE: 159A3048;160A2000;835C1000; + AC	5 PK 962
				ALT	UNTIL MTR-NO: 8876503; MTR-CODE: 159A3046; + AC; - PS	4 PK 890



FIAT

TIPO (160)

1.6 (160.AE)

1581 ccm	61 kW	160 A2.000	01.88 - 10.91	ALT	UNTIL MTR-NO: 8876503; MTR-CODE: 159A3048;160A2000; + AC; - PS	4 PK 890
				W-P	UNTIL MTR-NO: 9336692; MTR-CODE: 159A3048;160A2000;835C1000; - AC	5 PK 925
				CAM		ZRK 1244
				CAM		KT 1037

1.6 i.e.

1595 ccm	66 kW	149 C2.046	02.88 - 05.91	PS		AVX 10 x 735
				PS	FROM: 05.91	AVX 10 x 690
				ALT		5 PK 905
				CAM		ZRK 1084
				CAM		KT 1154

1.8 i.e.

1756 ccm	66 kW	835 C4.000	09.93 - 04.95	AC-C		AVX 13 x 850
				PS	- AC	AVX 13 x 825
				ALT	- AC	5 PK 1040
				ALT	+ AC	5 PK 1055
				BAL		ZRK 1286
				CAM		ZRK 1309
				CAM		KT 1256

1.8 i.e

1756 ccm	71 kW	836 A5.000	03.93 - 04.95	ALT	- AC	5 PK 1040
				ALT	+ AC	5 PK 1055
				BAL		ZRK 1286
				CAM		ZRK 1309
				CAM		KT 1256

1.8 i.e. (160.AM)

1756 ccm	74 kW	159 A4.000	10.94 - 04.95	AC-C		AVX 13 x 850
				PS	- AC	AVX 13 x 825
				ALT	- AC	5 PK 1040
				ALT	+ AC	5 PK 1055

1.8 i.e. (160.ED)

1756 ccm	76 kW	835 C2.000	04.93 - 04.95	AC-C		AVX 13 x 850
				PS		AVX 13 x 825
				ALT	- AC	5 PK 1040
				ALT	+ AC	5 PK 1055
				BAL		ZRK 1286
				CAM		ZRK 1309
				CAM		KT 1256

1.8 i.e. (160.AY)

1756 ccm	77 kW	159 A4.046	10.90 - 06.93	AC-C		AVX 13 x 850
				PS	- AC	AVX 13 x 825
				PS	UNTIL: 12.92; + AC	AVX 13 x 715
				ALT	FROM: 01.93; - AC	5 PK 1040
				ALT	FROM: 01.93; + AC	5 PK 1055
				ALT	FROM: 11.92; UNTIL: 12.92	5 PK 1015
				BAL		ZRK 1286
				CAM	FROM MTR-NO: 1066636; MTR-TYP: 16V	ZRK 1247
				CAM	FROM: 01.93; MTR-TYP: 8V	ZRK 1309
				CAM	UNTIL MTR-NO: 1066635; MTR-TYP: 16V	ZRK 1309
				CAM		KT 1256

1.8 i.e.

1756 ccm	81 kW	159 A4.000	10.90 - 06.93	ALT	FROM: 01.93; - AC	5 PK 1040
				ALT	FROM: 01.93; + AC	5 PK 1055
				ALT	UNTIL: 10.92	5 PK 1015

1.8 i.e.16V Sport

1756 ccm	100 kW	160 A5.000	11.89 - 06.92	ALT	FROM: 04.90	5 PK 1005
----------	--------	------------	---------------	-----	-------------	-----------

2.0 i.e. (160.AJ)

1995 ccm	80 kW	159 A5.046	06.90 - 03.92	AC-C		AVX 13 x 850
				PS	- AC	AVX 13 x 825
				ALT	FROM: 08.91; + AC	5 PK 1055
				ALT	FROM: 08.91; + AUTO-TM; - AC	5 PK 1055
				ALT	FROM: 08.91; + MAN-TM; - AC	5 PK 1040
				ALT	UNTIL: 07.91; - AC	4 PK 1050
				ALT	UNTIL: 07.91; + AC	4 PK 1060
				BAL		ZRK 1286



FIAT

TIPO (160)

2.0 i.e. (160.AJ)

1995 ccm	80 kW	159 A5.046	06.90 - 03.92	CAM CAM	ZRK 1309 KT 1256
----------	-------	------------	---------------	------------	---------------------

2.0 i.e. (160.AT, 160.AJ)

1995 ccm	83 kW	159 A6.046	03.90 - 04.95	AC-C PS ALT ALT ALT ALT ALT BAL CAM CAM	- AC FROM: 08.91; + AC FROM: 08.91; + AUTO-TM; - AC FROM: 08.91; + MAN-TM; - AC UNTIL: 07.91; - AC UNTIL: 07.91; + AC	AVX 13 x 850 AVX 13 x 825 5 PK 1055 5 PK 1055 5 PK 1040 4 PK 1050 4 PK 1060 ZRK 1286 ZRK 1309 KT 1256
----------	-------	------------	---------------	--	--	--

2.0 i.e. 16V Sport (160.EF)

1995 ccm	102 kW	836 A3.000	03.93 - 04.95	AC-C PS ALT ALT BAL CAM CAM	- AC - AC + AC	AVX 13 x 850 AVX 13 x 825 5 PK 1040 5 PK 1055 ZRK 1286 ZRK 1252 KT 1346
----------	--------	------------	---------------	---	----------------------	---

2.0 16V (160.AV)

1995 ccm	107 kW	160 A8.046	07.91 - 04.95	AC-C PS ALT ALT BAL CAM CAM	- AC - AC + AC	AVX 13 x 850 AVX 13 x 825 5 PK 1040 5 PK 1055 ZRK 1286 ZRK 1252 KT 1346
----------	--------	------------	---------------	---	----------------------	---

1.7 D (160.AG)

1697 ccm	43 kW	149 B4.000	01.88 - 10.94	ALT ALT ALT PS AC-C ALT ALT CAM CAM	FROM MTR-NO: 0622599 UNTIL MTR-NO: 0622598 FROM: 11.92 FROM: 11.92; + AC FROM: 11.92; + PS; - AC	AVX 13 x 915 AVX 10 x 950 AVX 10 x 913 AVX 10 x 650 5 PK 985 5 PK 985 5 PK 920 ZRK 1250 KT 1100
----------	-------	------------	---------------	---	--	---

1.7 D (160.AG)

1697 ccm	45 kW	149 B4.000	01.88 - 10.95	ALT ALT PS AC-C ALT ALT CAM	FROM MTR-NO: 0622599 UNTIL MTR-NO: 0622598 + AC + PS; - AC	AVX 10 x 950 AVX 10 x 913 AVX 10 x 650 5 PK 985 5 PK 985 5 PK 920 ZRK 1250
----------	-------	------------	---------------	---	---	--

1.9 D

1929 ccm	48 kW	149 A1.000;160 A7.000	07.91 - 08.96	PS PS AC-C ALT ALT CAM CAM	FROM MTR-NO: 1249962 UNTIL MTR-NO: 1249961 - AC + AC	AVX 10 x 650 AVX 10 x 735 5 PK 985 5 PK 920 5 PK 985 ZRK 1253 KT 1101
----------	-------	-----------------------	---------------	--	---	---

1.9 TD (160.AW)

1929 ccm	59 kW	160 B6.046	03.92 - 06.93	PS PS AC-C AC-C ALT ALT ALT CAM CAM	FROM MTR-NO: 1249962 FROM MTR-NO: 1167659 UNTIL MTR-NO: 1167658 - AC FROM MTR-NO: 0953305; + AC UNTIL MTR-NO: 0953304; + AC	AVX 10 x 735 AVX 10 x 650 5 PK 940 5 PK 985 5 PK 905 5 PK 970 5 PK 962 ZRK 1253 KT 1101
----------	-------	------------	---------------	---	--	---



FIAT

TIPO (160)

1.9 TD (160.EL, 160.GL, 160.AQ, 160.EI, 160.AR)

1929 ccm	66 kW	160 A6.000;160 A6.046;160 D1.000	09.90 - 04.95	PS		AVX 10 x 735
				PS	FROM MTR-NO: 1249962	AVX 10 x 650
				AC-C	FROM MTR-NO: 1167659	5 PK 940
				AC-C	UNTIL MTR-NO: 1167658	5 PK 985
				ALT	- AC	5 PK 905
				ALT	FROM MTR-NO: 0953305; + AC	5 PK 970
				ALT	UNTIL MTR-NO: 0953304; + AC	5 PK 962
				CAM		ZRK 1253
				CAM		KT 1101

ULYSSE (220)

1.8 (220.BB5)

1761 ccm	73 kW	LFW	05.97 - 08.02	ALT	+ AC	6 PK 1660
				ALT	AMP: 70; - AC	6 PK 1070
				ALT	AMP: 80,9; - AC	6 PK 1078
				CAM		ZRK 1128
				CAM		KT 1068
				W-P; CAM		KT 1068 W1

2.0 (220.AC5)

1998 ccm	89 kW	RFU (XU10J2C)	06.94 - 08.02	ALT	+ AC	6 PK 1660
				ALT	AMP: 70; - AC	6 PK 1070
				ALT	AMP: 80,9; - AC	6 PK 1078
				CAM		ZRK 1128
				CAM		KT 1068
				W-P; CAM		KT 1068 W2

2.0 16V

1998 ccm	97 kW	RFV	05.98 - 09.00	ALT	FROM: 09.98; - AC	6 PK 1165
				ALT	FROM: 09.98; + AC	6 PK 1605
				CAM		ZRK 1029
				CAM		KT 1216
				W-P; CAM		KT 1216 W1

2.0 16V

1997 ccm	100 kW	RFN	09.00 - 08.02	ALT	- AC	6 PK 1190
				ALT	+ AC	6 PK 1710
				CAM		ZRK 1149
				CAM		KT 1244
				W-P; CAM	OPT	KT 1244 W3

2.0 Turbo (220.AD5)

1998 ccm	108 kW	RGX (XU10J2CTE)	06.94 - 08.02	ALT	FROM: 02.97; FROM ORGA-NO.: 7393; - AC	6 PK 1165
				ALT	FROM: 02.97; FROM ORGA-NO.: 7393; + AC	6 PK 1605
				ALT	UNTIL: 01.97; UNTIL ORGA-NO.: 7392; + AC	6 PK 1660
				ALT	UNTIL: 01.97; UNTIL ORGA-NO.: 7392; AMP: 70; - AC	6 PK 1070
				ALT	UNTIL: 01.97; UNTIL ORGA-NO.: 7392; AMP: 80,9; - AC	6 PK 1078
				CAM		ZRK 1128
				CAM		KT 1068
				W-P; CAM		KT 1068 W2

1.9 TD (220AH5)

1905 ccm	66 kW	DHX (XUD9TF/L)	02.95 - 08.02	ALT	+ AC	6 PK 1740
				ALT	FROM: 06.95; - AC	6 PK 1105
				ALT	UNTIL: 06.95; - AC	6 PK 1115
				CAM		ZRK 1262
				CAM		KT 1040
				W-P; CAM	FROM: 04.97; FROM VET-NO.: 7391	KT 1040 W3
				W-P; CAM	UNTIL: 03.97; UNTIL VET-NO.: 7390	KT 1040 W1

2.0 JTD

1997 ccm	80 kW	RHZ	10.99 - 08.02	ALT	- AC	6 PK 1470
				ALT	FOR: DELPHI; + AC	6 PK 1751
				ALT	FOR: SANDEN; + AC	6 PK 1740
				CAM		ZRK 1352
				CAM	MTR-CODE: RHW	ZRK 1441
				CAM	MTR-CODE: RHW	KT 1351
				CAM	UNTIL: 04.00	KT 1327
				W-P; CAM	FROM: 04.00	KT 1518 W1
				W-P; CAM	UNTIL: 04.00	KT 1327 W1



FIAT

ULYSSE (220)

2.0 JTD 16V

1997 ccm	80 kW	RHW (DW10ATED4)	05.99 - 08.02	W-P; CAM		KT 1351 W1
----------	-------	-----------------	---------------	----------	--	------------

2.1 TD

2088 ccm	80 kW	P8C	03.96 - 10.99	ALT	- AC	6 PK 1105
				ALT	+ AC	6 PK 1740
				CAM		ZRK 1144
				CAM		KT 1070
				W-P; CAM		KT 1070 W1

ULYSSE (179AX)

2.0

1997 ccm	100 kW	RFN (EW10J4)	08.02 - 06.11	ALT	- AC	6 PK 1190
				ALT	+ AC	6 PK 1710
				CAM		ZRK 1149
				CAM		KT 1244
				W-P; CAM	OPT	KT 1244 W3

3.0

2946 ccm	150 kW	XFW	08.02 - 06.11	ALT		6 PK 1580
				CAM		ZRK 1703

2.0 JTD

1997 ccm	79 kW	RHM (DW10ATED4)	05.03 - 08.06	ALT		6 PK 1740
				CAM		ZRK 1441
				CAM		KT 1351
				W-P; CAM		KT 1351 W1

2.0 JTD

1997 ccm	80 kW	RHW (DW10ATED4)	08.02 - 08.06	ALT	FROM: 06.03	6 PK 1740
				CAM		ZRK 1441
				CAM		KT 1351
				W-P; CAM		KT 1351 W1

2.0 D Multijet

1997 ccm	88 kW	RHK	05.06 - 06.11	ALT		6 PK 1215
				CAM		ZRK 1452
				CAM		KT 1428
				W-P; CAM		KT 1428 W1

2.0 D Multijet

1997 ccm	100 kW	RHR	05.06 - 06.11	ALT		6 PK 1215
				CAM		ZRK 1452
				CAM		KT 1428
				W-P; CAM		KT 1428 W1

2.2 JTD

2179 ccm	94 kW	4HW (DW12ATED4)	08.02 - 08.06	ALT		6 PK 1740
				CAM		ZRK 1445
				CAM	FROM: 05.04	KT 1415
				CAM	UNTIL: 04.04	KT 1350
				CAM	FROM: 04.04; MTR-CODE: DW12ATED4/L4	KT 1415 W1
				W-P; CAM	UNTIL: 12.03	KT 1350 W1

2.2 D Multijet

2179 ccm	125 kW	4HS;4HT (DW12BTED4)	03.08 - 06.11	ALT		6 PK 1205
				CAM		ZRK 1575

UNO (146A/E)

45 0.9

903 ccm	33 kW	146 A.000;146 A.1000	03.83 - 09.92	ALT		AVX 10 x 800
---------	-------	----------------------	---------------	-----	--	--------------

45 1.0 (146A.ED)

999 ccm	32 kW	156 A2.048;156 A2.100	06.86 - 12.93	ALT		AVX 10 x 675
				CAM	FROM MTR-NO: 9042884	ZRK 1438
				CAM	UNTIL MTR-NO: 9042883	ZRK 1111
				CAM	FROM MTR-NO: 9042884	KT 1324
				CAM	UNTIL MTR-NO: 9042883	KT 1012

45 i.e. 1.0

999 ccm	33 kW	156 A2.246	04.84 - 10.95	ALT		AVX 10 x 675
				ALT	FROM: 09.89; + V-PUL	3 PK 675
				CAM	FROM MTR-NO: 9042884	ZRK 1438
				CAM	UNTIL MTR-NO: 9042883	ZRK 1111
				CAM	FROM MTR-NO: 9042884	KT 1324
				CAM	UNTIL MTR-NO: 9042883	KT 1012



FIAT

UNO (146A/E)

45 1.0 (146A.ED)

999 ccm	37 kW		06.86 - 12.93	ALT		AVX 10 x 800
---------	-------	--	---------------	-----	--	--------------

50 1.1

1108 ccm	37 kW	156 C.046	01.90 - 12.93	ALT		AVX 10 x 675
				CAM	FROM MTR-NO: 9042884	ZRK 1438
				CAM	UNTIL MTR-NO: 9042883	ZRK 1111
				CAM	FROM MTR-NO: 9042884	KT 1324
				CAM	UNTIL MTR-NO: 9042883	KT 1012

60 1.1

1108 ccm	42 kW	160 A3.000	04.89 - 12.92	ALT	P-INJ	3 PK 675
----------	-------	------------	---------------	-----	-------	----------

50 i.e. 1.1

1116 ccm	36 kW	146 C3.000	06.92 - 12.93	ALT		AVX 10 x 1000
				CAM		ZRK 1053
				CAM		ZRK 1111
				CAM		KT 1012

50 1.1

1116 ccm	37 kW	146 A4.044	01.86 - 12.89	ALT		AVX 10 x 675
				CAM		ZRK 1111
				CAM		KT 1012

55 1.1

1116 ccm	40 kW	138 B.000	01.83 - 08.89	ALT	UNTIL: 12.88	AVX 10 x 825
				CAM		ZRK 1051
				CAM	+ 3W-CAT	ZRK 1267
				CAM	FROM CHA-NO.: 967610;1821990	KT 1189
				CAM	UNTIL MTR-NO: 5782517	KT 1187

60 1.1 (146A.EG)

1116 ccm	43 kW	146 A4.048	05.85 - 08.89	ALT	FROM: 01.89	AVX 10 x 675
				ALT	UNTIL: 12.88	AVX 10 x 825
				CAM		ZRK 1051
				CAM	+ 3W-CAT	ZRK 1267
				CAM	FROM CHA-NO.: 967610;1821990	KT 1189
				CAM	UNTIL MTR-NO: 5782517	KT 1187

1.3 Turbo i.e.

1301 ccm	73 kW	146 A2.146	01.87 - 12.87	ALT		AVX 10 x 838
				CAM		ZRK 1267
				CAM		KT 1150

1.3 Turbo i.e.

1301 ccm	74 kW	146 A2.246	09.89 - 03.91	ALT		AVX 10 x 838
				CAM		ZRK 1267
				CAM		KT 1150

1.3 Turbo i.e.

1301 ccm	77 kW	146 A2.000	04.85 - 08.89	ALT		AVX 10 x 838
				CAM		ZRK 1267
				CAM		KT 1150

70 1.3

1302 ccm	48 kW	149 A7.000	05.85 - 08.89	ALT	UNTIL: 12.88	AVX 10 x 825
				CAM		ZRK 1051
				CAM	+ 3W-CAT	ZRK 1267
				CAM	FROM MTR-NO: 5771823	KT 1189
				CAM	UNTIL MTR-NO: 5783767	KT 1187

70 1.3

1302 ccm	50 kW	138 B2.000	01.83 - 04.85	ALT		AVX 10 x 825
				CAM		ZRK 1051
				CAM	+ 3W-CAT	ZRK 1267
				CAM	FROM MTR-NO: 5771823	KT 1189
				CAM	UNTIL MTR-NO: 5783767	KT 1187

1.4

1372 ccm	51 kW	160 A1.046	07.91 - 07.96	ALT	+ AC	4 PK 962
----------	-------	------------	---------------	-----	------	----------

70 i.e. 1.4

1372 ccm	51 kW	160 A1.046	09.89 - 12.93	ALT		AVX 10 x 864
				ALT	+ AC	4 PK 962
				CAM		ZRK 1244
				CAM		KT 1037

70 S 1.4

1372 ccm	52 kW	160 A1.048	09.89 - 10.92	ALT	+ AC	4 PK 962
----------	-------	------------	---------------	-----	------	----------



FIAT

UNO (146A/E)

70 i.e. 1.4

1372 ccm	53 kW	146 C1.000	09.89 - 12.93	AC-C		5 PK 886
				ALT	- AC	4 PK 913
				ALT	+ AC	4 PK 962

1.4 Turbo i.e.

1372 ccm	82 kW	146 A8.046	09.89 - 09.93	ALT		AVX 10 x 838
				ALT		4 PK 905
				CAM		ZRK 1244
				CAM		KT 1037

1.4 Turbo i.e.

1372 ccm	87 kW	146 A8.000	12.89 - 12.96	ALT		4 PK 905
				CAM		KT 1037

75 i.e. 1.5

1499 ccm	55 kW	138 C2.048;149 C1.000	10.85 - 12.93	ALT	UNTIL: 12.88	AVX 10 x 825
				AC-C	FROM: 01.89; MTR-CODE: 146C2028;149C1000	5 PK 886
				AC-C	FROM: 01.89; MTR-CODE: 146C2028;149C1000;149C1000; + AC	4 PK 962
				AC-C	MTR-CODE: 138C2000;138C2048	5 PK 886
				ALT	FROM: 01.89; MTR-CODE: 146C2028;146C2028;149C1000	5 PK 886
				ALT	MTR-CODE: 138C2000;138C2048; + AC	4 PK 962
				CAM		ZRK 1051
				CAM	+ 3W-CAT	ZRK 1267
				CAM		KT 1150

1.3 Super Diesel

1302 ccm	33 kW	127 A5.000;146 B1.000	06.83 - 03.92	ALT		AVX 10 x 825
				ALT	FROM: 01.85	AVX 10 x 1075
				ALT	UNTIL: 12.84	AVX 10 x 1000
				CAM		ZRK 1082
				CAM		KT 1199

70 TD 1.4

1367 ccm	52 kW	146 B.000;146 B3.000	10.86 - 10.90	ALT		AVX 10 x 888
----------	-------	----------------------	---------------	-----	--	--------------

60 Diesel 1.7

1698 ccm	42 kW	146 B2.000	09.89 - 12.93	ALT		AVX 10 x 913
				CAM		ZRK 1248
				CAM		KT 1099

60 Diesel 1.7

1698 ccm	44 kW	149 B3.000	07.86 - 08.89	ALT	FROM: 01.89	AVX 10 x 913
				ALT	UNTIL: 12.88	AVX 10 x 888
				CAM		ZRK 1248
				CAM		KT 1099

126

600

594 ccm	17 kW	126 A.000	09.72 - 06.77	DYN		AVX 10 x 800
---------	-------	-----------	---------------	-----	--	--------------

650

652 ccm	17 kW	126 A1.000;126 A1.048	07.77 - 09.87	ALT		AVX 10 x 800
---------	-------	-----------------------	---------------	-----	--	--------------

650

652 ccm	22 kW	141 A.000	01.83 - 06.96	ALT		AVX 10 x 800
---------	-------	-----------	---------------	-----	--	--------------

700

704 ccm	19 kW	126 A2.000;126 A2.048	09.87 - 06.96	ALT		AVX 10 x 725
---------	-------	-----------------------	---------------	-----	--	--------------

500

1.2

1242 ccm	51 kW	169 A4.000	10.07 -	ALT	- AC	4 PK 665
				ALT	+ AC	5 PK 1145
				CAM		ZRK 1469
				CAM		KT 1447

1.4

1368 ccm	74 kW	169 A3.000	10.07 -	ALT	- AC	4 PK 665
				ALT	+ AC	5 PK 1145
				CAM		ZRK 1322
				CAM		KT 1253

1.4 Abarth

1368 ccm	99 kW	312 A1.000	08.08 -	CAM		ZRK 1322
				CAM		KT 1253



FIAT

500

1.3 D Multijet

1248 ccm	55 kW	169 A1.000	10.07 -	ALT	- AC	6 PK 1185
				ALT	+ AC	6 PK 1310

1.3 D Multijet

1248 ccm	70 kW	199 B1.000	12.09 -	ALT	- AC	6 PK 1185
				ALT	+ AC	6 PK 1310

500 C

1.2

1242 ccm	51 kW	169 A4.000	09.09 -	ALT	- AC	4 PK 665
				ALT	+ AC	5 PK 1145
				CAM		KT 1447

1.4

1368 ccm	74 kW	169 A3.000	09.09 -	ALT	- AC	4 PK 665
				ALT	+ AC	5 PK 1145

1.3 D Multijet

1248 ccm	55 kW	169 A1.000	09.09 -	ALT	- AC	6 PK 1185
				ALT	+ AC	6 PK 1310

1.3 D Multijet

1248 ccm	70 kW	199 B1.000	09.09 -	ALT	- AC	6 PK 1185
				ALT	+ AC	6 PK 1310

FORD

COUGAR (EC_)

2.0 16V

1988 ccm	96 kW	EDBA;EDBB;EDBC;EDBD	08.98 - 12.01	ALT	- AC	6 PK 1975
				ALT	+ AUTO-TM; + AC	6 PK 2100
				ALT	+ MAN-TM; + AC	6 PK 2120
				CAM		ZRK 1184
				CAM	FROM: 01.99	KT 1440
				CAM	UNTIL: 02.99	KT 1529

2.5 V6 24V

2495 ccm	125 kW	LCBB;LCBC;LCBE	06.00 - 12.01	ALT		6 PK 2075
				ALT	UNTIL: 09.00	6 PK 1820
				W-P		3 PK 685

2.5 V6 24V

2544 ccm	125 kW	LCBA	08.98 - 12.01	ALT	FROM: 09.00	6 PK 2075
				ALT	UNTIL: 09.00	6 PK 1820
				W-P		3 PK 685

2.5 ST 200

2495 ccm	151 kW	SGA	01.00 - 12.01	ALT	FROM: 09.00	6 PK 2075
				ALT	UNTIL: 09.00	6 PK 1820
				W-P		3 PK 685

ESCORT VI (GAL)

1.3

1299 ccm	44 kW	J4B;J6A	09.92 - 01.95	ALT		AVX 10 x 800
----------	-------	---------	---------------	-----	--	--------------

1.4

1391 ccm	52 kW	F6F;F6G	09.92 - 01.95	ALT		AVX 11,9 x 758
				ALT	+ AC; - PS	6 PK 995
				ALT	+ AC; + PS	6 PK 1635
				ALT	+ PS; - AC	6 PK 1420
				CAM		ZRK 1108
				CAM	MTR-CODE: HL14CVH	KT 1062

1.4

1391 ccm	55 kW	F4B;FUH	01.94 - 01.95	ALT		AVX 11,9 x 758
				ALT	+ AC; - PS	6 PK 995
				ALT	+ AC; + PS	6 PK 1635
				ALT	+ PS; - AC	6 PK 1420
				CAM		ZRK 1108
				CAM	MTR-CODE: HL14CVH	KT 1062

1.6 i 16V

1597 ccm	65 kW	L1H	01.94 - 01.95	ALT	MTR-CODE: CVH	AVX 11,9 x 758
				ALT	MTR-CODE: OHV	AVX 11,9 x 806
				ALT	- AC; - PS	6 PK 913
				ALT	+ AC; - PS	6 PK 1555



FORD

ESCORT VI (GAL)

1.6 i 16V

1597 ccm	65 kW	L1H	01.94 - 01.95	ALT	+ AC; + PS	6 PK 1920
				ALT	+ AUTO-TM; + PS; - AC	6 PK 1650
				ALT	FROM: 07.94; + MAN-TM; + PS; - AC	6 PK 1675
				ALT	UNTIL: 07.94; + PS; - AC	6 PK 1650
				CAM		ZRK 1434
				CAM		KT 1011

1.6 i 16V

1597 ccm	66 kW	L1E	09.92 - 01.95	ALT	FROM: 06.93; UNTIL: 07.94; MTR-CODE: ZH16L2E; + PS; - AC	6 PK 1650
				ALT	FROM: 07.94; MTR-CODE: ZH16L2E; + MAN-TM; + PS; - AC	6 PK 1675
				ALT	FROM: 08.93; MTR-CODE: ZH16L2E; + AC; - PS	6 PK 1555
				ALT	FROM: 08.93; MTR-CODE: ZH16L2E; + AC; + PS	6 PK 1920
				ALT	MTR-CODE: HL16HLUK; + AC; - PS	6 PK 995
				ALT	MTR-CODE: HL16HLUK; + AC; + PS	6 PK 1635
				ALT	MTR-CODE: HL16HLUK; + PS; - AC	6 PK 1420
				ALT	MTR-CODE: ZH16L2E; - AC; - PS	6 PK 913
				ALT	MTR-CODE: ZH16L2E; + AUTO-TM; + PS; - AC	6 PK 1650
				ALT	UNTIL: 06.93; MTR-CODE: ZH16L2E; + PS; - AC	6 PK 1820
				ALT	UNTIL: 08.93; MTR-CODE: ZH16L2E; + AC; - PS	6 PK 1540
				ALT	UNTIL: 08.93; MTR-CODE: ZH16L2E; + AC; + PS	6 PK 1900
				CAM		ZRK 1434
				CAM		KT 1011

1.8 i 16V

1796 ccm	77 kW	RDA	09.92 - 01.95	ALT	- AC; - PS	6 PK 913
				ALT	+ AUTO-TM; + PS; - AC	6 PK 1650
				ALT	FROM: 06.93; UNTIL: 07.94; + PS; - AC	6 PK 1650
				ALT	FROM: 07.94; + MAN-TM; + PS; - AC	6 PK 1675
				ALT	FROM: 08.93; + AC; - PS	6 PK 1555
				ALT	FROM: 08.93; + AC; + PS	6 PK 1920
				ALT	UNTIL: 06.93; + PS; - AC	6 PK 1820
				ALT	UNTIL: 08.93; + AC; - PS	6 PK 1540
				ALT	UNTIL: 08.93; + AC; + PS	6 PK 1900
				CAM		ZRK 1434
				CAM		KT 1011

1.8 XR3i 16V 4x4

1796 ccm	77 kW	RDA	08.93 - 01.95	ALT	- AC; - PS	6 PK 913
				ALT	+ AC; - PS	6 PK 1555
				ALT	+ AC; + PS	6 PK 1920
				ALT	+ AUTO-TM; + PS; - AC	6 PK 1650
				ALT	FROM: 07.94; + MAN-TM; + PS; - AC	6 PK 1675
				ALT	UNTIL: 07.94; + PS; - AC	6 PK 1650
				CAM		ZRK 1434
				CAM		KT 1011

1.8 16V XR3i

1796 ccm	96 kW	RQB	09.92 - 01.95	ALT	- AC; - PS	6 PK 913
				ALT	+ AUTO-TM; + PS; - AC	6 PK 1650
				ALT	FROM: 06.93; UNTIL: 07.94; + PS; - AC	6 PK 1650
				ALT	FROM: 07.94; + MAN-TM; + PS; - AC	6 PK 1675
				ALT	FROM: 08.93; + AC; - PS	6 PK 1555
				ALT	FROM: 08.93; + AC; + PS	6 PK 1920
				ALT	UNTIL: 06.93; + PS; - AC	6 PK 1820
				ALT	UNTIL: 08.93; + AC; - PS	6 PK 1540
				ALT	UNTIL: 08.93; + AC; + PS	6 PK 1900
				CAM		ZRK 1434
				CAM		KT 1011

1.8 XR3i 16V 4x4

1796 ccm	96 kW	RQB	08.93 - 01.95	ALT	- AC; - PS	6 PK 913
				ALT	+ AC; - PS	6 PK 1555
				ALT	+ AC; + PS	6 PK 1920
				ALT	+ AUTO-TM; + PS; - AC	6 PK 1650
				ALT	FROM: 07.94; + MAN-TM; + PS; - AC	6 PK 1675
				ALT	UNTIL: 07.94; + PS; - AC	6 PK 1650
				CAM		ZRK 1434
				CAM		KT 1011

RS 2000

1998 ccm	110 kW	N7A	09.92 - 01.95	ALT	- AC	6 PK 1352
----------	--------	-----	---------------	-----	------	-----------



FORD

ESCORT VI (GAL)

RS 2000						
1998 ccm	110 kW	N7A	09.92 - 01.95	ALT	+ AC	6 PK 1655
RS 2000 4x4						
1998 ccm	110 kW	N7A	08.93 - 01.95	ALT	- AC	6 PK 1352
				ALT	+ AC	6 PK 1655
RS Cosworth 4x4						
1994 ccm	162 kW	N5F	09.92 - 01.95	AC-C		4 PK 985
				ALT		6 PK 1413
				CAM		ZRK 1143
1.8 D						
1753 ccm	44 kW	RTE;RTF;RTH	09.92 - 01.95	ALT	+ AC; - PS	5 PK 1015
				ALT	+ PS; - AC	5 PK 1015
				ALT	FROM: 07.93; - AC; - PS	5 PK 710
				ALT	UNTIL: 07.93; - AC; - PS	3 PK 675
				PS	FROM: 08.94	4 PK 654
				CAM		KT 1006
				CAM		ZRK 1000
1.8 TD						
1753 ccm	66 kW	RFD;RFK;RFS	02.93 - 01.95	ALT	FROM: 06.93	5 PK 1015
				PS	FROM: 06.93	4 PK 654
				CAM		KT 1006
				CAM		ZRK 1000

ESCORT VI Stufenheck (GAL)

1.4						
1392 ccm	52 kW	F6F;F6G	08.93 - 04.94	ALT		AVX 11,9 x 758
				ALT	+ AC; - PS	6 PK 995
				ALT	+ AC; + PS	6 PK 1635
				ALT	+ PS; - AC	6 PK 1420
				CAM		ZRK 1108
				CAM	MTR-CODE: HL14CVH	KT 1062
1.4						
1391 ccm	55 kW	F4B;FUH	08.93 - 01.95	ALT		AVX 11,9 x 758
				ALT	+ AC; - PS	6 PK 995
				ALT	+ AC; + PS	6 PK 1635
				ALT	+ PS; - AC	6 PK 1420
				CAM		ZRK 1108
				CAM	MTR-CODE: HL14CVH	KT 1062
1.6 i 16V						
1597 ccm	65 kW	L1H	01.94 - 01.95	ALT	- AC; - PS	6 PK 913
				ALT	+ AC; - PS	6 PK 1555
				ALT	+ AC; + PS	6 PK 1920
				ALT	+ AUTO-TM; + PS; - AC	6 PK 1650
				ALT	FROM: 07.94; + MAN-TM; + PS; - AC	6 PK 1675
				ALT	UNTIL: 07.94; + PS; - AC	6 PK 1650
				CAM		ZRK 1434
				CAM		KT 1011
1.6 i 16V						
1597 ccm	66 kW	L1E;L1K	08.93 - 01.95	ALT	- AC; - PS	6 PK 913
				ALT	+ AC; - PS	6 PK 1555
				ALT	+ AC; + PS	6 PK 1920
				ALT	+ AUTO-TM; + PS; - AC	6 PK 1650
				ALT	FROM: 07.94; + MAN-TM; + PS; - AC	6 PK 1675
				ALT	UNTIL: 07.94; + PS; - AC	6 PK 1650
				CAM		ZRK 1434
				CAM		KT 1011
1.8 i 16V						
1796 ccm	77 kW	RDA	08.93 - 01.95	ALT	- AC; - PS	6 PK 913
				ALT	+ AC; - PS	6 PK 1555
				ALT	+ AC; + PS	6 PK 1920
				ALT	+ AUTO-TM; + PS; - AC	6 PK 1650
				ALT	FROM: 07.94; + MAN-TM; + PS; - AC	6 PK 1675
				ALT	UNTIL: 07.94; + PS; - AC	6 PK 1650
				CAM		ZRK 1434
				CAM		KT 1011
1.8 D						
1753 ccm	44 kW	RTE;RTF;RTH	08.93 - 01.95	ALT	- AC; - PS	5 PK 710



FORD

ESCORT VI Stufenheck (GAL)

1.8 D

1753 ccm	44 kW	RTE;RTF;RTH	08.93 - 01.95	ALT	+ AC; - PS	5 PK 1015
				ALT	+ PS; - AC	5 PK 1015
				PS	FROM: 08.94	4 PK 654
				CAM		KT 1006
				CAM		ZRK 1000

1.8 TD

1753 ccm	66 kW	RFD;RFK	08.93 - 01.95	ALT		5 PK 1015
				PS		4 PK 654
				CAM		KT 1006
				CAM		ZRK 1000

ESCORT VI Kombi (GAL)

1.4

1391 ccm	52 kW	F6F;F6G	09.92 - 01.94	ALT		AVX 11,9 x 758
				ALT	+ AC; - PS	6 PK 995
				ALT	+ AC; + PS	6 PK 1635
				ALT	+ PS; - AC	6 PK 1420
				CAM		ZRK 1108
				CAM	MTR-CODE: HL14CVH	KT 1062

1.4

1391 ccm	55 kW	F4B;FUH	01.94 - 01.95	ALT		AVX 11,9 x 758
				ALT	+ AC; - PS	6 PK 995
				ALT	+ AC; + PS	6 PK 1635
				ALT	+ PS; - AC	6 PK 1420
				CAM		ZRK 1108
				CAM	MTR-CODE: HL14CVH	KT 1062

1.6 i 16V

1597 ccm	65 kW	L1H	01.94 - 01.95	ALT	MTR-CODE: CVH	AVX 11,9 x 758
				ALT	MTR-CODE: OHV	AVX 11,9 x 806
				ALT	FROM: 07.94; MTR-CODE: ZH16L2E; + MAN-TM; + PS; - AC	6 PK 1675
				ALT	MTR-CODE: HL16HLUK; + AC; - PS	6 PK 995
				ALT	MTR-CODE: HL16HLUK; + AC; + PS	6 PK 1635
				ALT	MTR-CODE: HL16HLUK; + PS; - AC	6 PK 1420
				ALT	MTR-CODE: ZH16L2E; - AC; - PS	6 PK 913
				ALT	MTR-CODE: ZH16L2E; + AC; - PS	6 PK 1555
				ALT	MTR-CODE: ZH16L2E; + AC; + PS	6 PK 1920
				ALT	MTR-CODE: ZH16L2E; + AUTO-TM; + PS; - AC	6 PK 1650
				ALT	UNTIL: 07.94; MTR-CODE: ZH16L2E; + PS; - AC	6 PK 1650
				CAM		ZRK 1434
				CAM		KT 1011

1.6 i 16V

1597 ccm	66 kW	L1E	09.92 - 01.95	ALT	FROM: 01.93; MTR-CODE: ZH16L1E;ZH16L1K; - AC; - PS	6 PK 913
				ALT	FROM: 01.93; MTR-CODE: ZH16L1E;ZH16L1K; + AUTO-TM; + PS; - AC	6 PK 1650
				ALT	FROM: 01.93; UNTIL: 06.93; MTR-CODE: ZH16L1E;ZH16L1K; + PS; - AC	6 PK 1820
				ALT	FROM: 01.93; UNTIL: 08.93; MTR-CODE: ZH16L1E;ZH16L1K; + AC; - PS	6 PK 1540
				ALT	FROM: 01.93; UNTIL: 08.93; MTR-CODE: ZH16L1E;ZH16L1K; + AC; + PS	6 PK 1900
				ALT	FROM: 06.93; UNTIL: 07.94; MTR-CODE: HL16HLUK;ZH16L2E;ZH16L2E; + PS; - AC	6 PK 1650
				ALT	FROM: 06.93; UNTIL: 07.94; MTR-CODE: ZH16L1E;ZH16L1K; + PS; - AC	6 PK 1650
				ALT	FROM: 07.94; MTR-CODE: HL16HLUK;ZH16L2E;ZH16L2E; + MAN-TM; + PS; - AC	6 PK 1675
				ALT	FROM: 07.94; MTR-CODE: ZH16L1E;ZH16L1K; + MAN-TM; + PS; - AC	6 PK 1675
				ALT	FROM: 08.93; MTR-CODE: HL16HLUK;ZH16L2E;ZH16L2E; + AC; - PS	6 PK 1555
				ALT	FROM: 08.93; MTR-CODE: HL16HLUK;ZH16L2E;ZH16L2E; + AC; + PS	6 PK 1920
				ALT	FROM: 08.93; MTR-CODE: ZH16L1E;ZH16L1K; + AC; - PS	6 PK 1555
				ALT	FROM: 08.93; MTR-CODE: ZH16L1E;ZH16L1K; + AC; + PS	6 PK 1920


FORD
ESCORT VI Kombi (GAL)
1.6 i 16V

1597 ccm	66 kW	L1E	09.92 - 01.95	ALT	MTR-CODE: HL16HLUK;HL16HLUK;ZH16L2E; + AC; - PS	6 PK 995
				ALT	MTR-CODE: HL16HLUK;HL16HLUK;ZH16L2E; + AC; + PS	6 PK 1635
				ALT	MTR-CODE: HL16HLUK;HL16HLUK;ZH16L2E; + PS; - AC	6 PK 1420
				ALT	MTR-CODE: HL16HLUK;ZH16L2E;ZH16L2E; - AC; - PS	6 PK 913
				ALT	MTR-CODE: HL16HLUK;ZH16L2E;ZH16L2E; + AUTO-TM; + PS; - AC	6 PK 1650
				ALT	UNTIL: 06.93; MTR-CODE: HL16HLUK;ZH16L2E;ZH16L2E; + PS; - AC	6 PK 1820
				ALT	UNTIL: 08.93; MTR-CODE: HL16HLUK;ZH16L2E;ZH16L2E; + AC; - PS	6 PK 1540
				ALT	UNTIL: 08.93; MTR-CODE: HL16HLUK;ZH16L2E;ZH16L2E; + AC; + PS	6 PK 1900
				CAM		ZRK 1434
				CAM		KT 1011

1.8 i 16V

1796 ccm	77 kW	RDA	01.93 - 01.95	ALT	- AC; - PS	6 PK 913
				ALT	+ AUTO-TM; + PS; - AC	6 PK 1650
				ALT	FROM: 06.93; UNTIL: 07.94; + PS; - AC	6 PK 1650
				ALT	FROM: 07.94; + MAN-TM; + PS; - AC	6 PK 1675
				ALT	FROM: 08.93; + AC; - PS	6 PK 1555
				ALT	FROM: 08.93; + AC; + PS	6 PK 1920
				ALT	UNTIL: 06.93; + PS; - AC	6 PK 1820
				ALT	UNTIL: 08.93; + AC; - PS	6 PK 1540
				ALT	UNTIL: 08.93; + AC; + PS	6 PK 1900
				CAM		ZRK 1434
				CAM		KT 1011

1.8 i 16V

1796 ccm	96 kW	RQB	02.93 - 01.95	ALT	- AC; - PS	6 PK 913
				ALT	+ AC; - PS	6 PK 1555
				ALT	+ AC; + PS	6 PK 1920
				ALT	+ AUTO-TM; + PS; - AC	6 PK 1650
				ALT	FROM: 07.94; + MAN-TM; + PS; - AC	6 PK 1675
				ALT	UNTIL: 07.94; + PS; - AC	6 PK 1650
				CAM		ZRK 1434
				CAM		KT 1011

1.8 D

1753 ccm	44 kW	RTH	09.92 - 01.95	ALT	FROM: 07.93; MTR-CODE: D18NARTH;D18RTF; - AC; - PS	5 PK 710
				ALT	MTR-CODE: D18NARTH;D18RTF; + AC; - PS	5 PK 1015
				ALT	MTR-CODE: D18NARTH;D18RTF; + PS; - AC	5 PK 1015
				ALT	UNTIL: 07.93; MTR-CODE: D18NARTH;D18RTF; - AC; - PS	3 PK 675
				PS	MTR-CODE: D18NARTH;D18RTF	4 PK 654
				CAM		KT 1006
				CAM		ZRK 1000

1.8 TD

1753 ccm	66 kW	RFD;RFK	02.93 - 01.95	ALT	FROM: 06.93; MTR-CODE: D18RFD;D18TRFK	5 PK 1015
				ALT	MTR-CODE: D18TRFK	5 PK 1015
				PS	FROM: 06.93; MTR-CODE: D18RFD;D18TRFK	4 PK 654
				PS	MTR-CODE: D18TRFK	5 PK 580
				CAM		KT 1006
				CAM		ZRK 1000

ESCORT VI Cabriolet (ALL)
1.4

1392 ccm	52 kW	F6F;F6G	12.92 - 04.94	ALT		AVX 11,9 x 758
				ALT	+ AC; - PS	6 PK 995
				ALT	+ AC; + PS	6 PK 1635
				ALT	+ PS; - AC	6 PK 1420
				CAM		ZRK 1108
				CAM	MTR-CODE: HL14CVH	KT 1062

1.4 i

1391 ccm	55 kW	F4B	07.93 - 01.95	ALT		AVX 11,9 x 758
				ALT	+ AC; - PS	6 PK 995
				ALT	+ AC; + PS	6 PK 1635



FORD

ESCORT VI Cabriolet (ALL)

1.4 i

1391 ccm	55 kW	F4B	07.93 - 01.95	ALT	+ PS; - AC	6 PK 1420
				CAM		ZRK 1108
				CAM	MTR-CODE: HL14CVH	KT 1062

1.6 i 16V

1597 ccm	65 kW	L1H	02.94 - 01.95	ALT	- AC; - PS	6 PK 913
				ALT	+ AC; - PS	6 PK 1555
				ALT	+ AC; + PS	6 PK 1920
				ALT	+ AUTO-TM; + PS; - AC	6 PK 1650
				ALT	FROM: 07.94; + MAN-TM; + PS; - AC	6 PK 1675
				ALT	UNTIL: 07.94; + PS; - AC	6 PK 1650
				CAM		ZRK 1434
				CAM		KT 1011

1.6 16V XR3i

1597 ccm	66 kW	L1E	12.92 - 01.95	ALT	- AC; - PS	6 PK 913
				ALT	+ AUTO-TM; + PS; - AC	6 PK 1650
				ALT	FROM: 06.93; UNTIL: 07.94; + PS; - AC	6 PK 1650
				ALT	FROM: 07.94; + MAN-TM; + PS; - AC	6 PK 1675
				ALT	FROM: 08.93; + AC; - PS	6 PK 1555
				ALT	FROM: 08.93; + AC; + PS	6 PK 1920
				ALT	UNTIL: 06.93; + PS; - AC	6 PK 1820
				ALT	UNTIL: 08.93; + AC; - PS	6 PK 1540
				ALT	UNTIL: 08.93; + AC; + PS	6 PK 1900
				CAM		ZRK 1434
				CAM	MTR-CODE: ZH16ZETECE	KT 1011

1.8 16V XR3i

1796 ccm	77 kW	RDA	12.92 - 01.95	ALT	- AC; - PS	6 PK 913
				ALT	+ AUTO-TM; + PS; - AC	6 PK 1650
				ALT	FROM: 06.93; UNTIL: 07.94; + PS; - AC	6 PK 1650
				ALT	FROM: 07.94; + MAN-TM; + PS; - AC	6 PK 1675
				ALT	FROM: 08.93; + AC; - PS	6 PK 1555
				ALT	FROM: 08.93; + AC; + PS	6 PK 1920
				ALT	UNTIL: 06.93; + PS; - AC	6 PK 1820
				ALT	UNTIL: 08.93; + AC; - PS	6 PK 1540
				ALT	UNTIL: 08.93; + AC; + PS	6 PK 1900
				CAM		ZRK 1434
				CAM		KT 1011

1.8 16V XR3i

1796 ccm	96 kW	RQB	12.92 - 01.95	ALT	- AC; - PS	6 PK 913
				ALT	+ AUTO-TM; + PS; - AC	6 PK 1650
				ALT	FROM: 06.93; UNTIL: 07.94; + PS; - AC	6 PK 1650
				ALT	FROM: 07.94; + MAN-TM; + PS; - AC	6 PK 1675
				ALT	FROM: 08.93; + AC; - PS	6 PK 1555
				ALT	FROM: 08.93; + AC; + PS	6 PK 1920
				ALT	UNTIL: 06.93; + PS; - AC	6 PK 1820
				ALT	UNTIL: 08.93; + AC; - PS	6 PK 1540
				ALT	UNTIL: 08.93; + AC; + PS	6 PK 1900
				CAM		ZRK 1434
				CAM		KT 1011

ESCORT VII (GAL, AAL, ABL)

1.3

1299 ccm	44 kW	J4B;J6A	01.95 - 10.98	ALT	UNTIL: 12.95	AVX 11,9 x 793
				ALT	UNTIL: 12.95; - AC; - PS	AVX 10 x 800

1.4

1391 ccm	55 kW	F4B	01.95 - 10.98	ALT	- AC; - PS	AVX 10 x 763
				ALT	+ AC; - PS	6 PK 1015
				ALT	+ AC; + PS	6 PK 1655
				ALT	+ PS; - AC	6 PK 1413
				CAM		ZRK 1108
				CAM	MTR-CODE: HL14CVH	KT 1062

1.6 i 16V

1597 ccm	65 kW	L1H	01.95 - 08.95	ALT	- AC; - PS	6 PK 913
				ALT	+ AC; - PS	6 PK 1555
				ALT	+ AC; + PS	6 PK 1920
				ALT	+ AUTO-TM; + PS; - AC	6 PK 1650
				ALT	+ MAN-TM; + PS; - AC	6 PK 1675



FORD

ESCORT VII (GAL, AAL, ABL)

1.6 i 16V

1597 ccm	65 kW	L1H	01.95 - 08.95	CAM CAM		ZRK 1434 KT 1011
----------	-------	-----	---------------	------------	--	---------------------

1.6 16V

1597 ccm	66 kW	L1E	01.95 - 10.98	ALT	- AC; - PS	6 PK 913
				ALT	+ AC; - PS	6 PK 1555
				ALT	+ AC; + PS	6 PK 1920
				ALT	+ AUTO-TM; + PS; - AC	6 PK 1650
				ALT	+ MAN-TM; + PS; - AC	6 PK 1675
				CAM		ZRK 1434
				CAM	MTR-CODE: ZH16ZETECE	KT 1011

1.6 16V 4x4

1597 ccm	66 kW	L1E	01.95 - 10.98	ALT	- AC; - PS	6 PK 913
				ALT	+ AC; - PS	6 PK 1555
				ALT	+ AC; + PS	6 PK 1920
				ALT	+ AUTO-TM; + PS; - AC	6 PK 1650
				ALT	+ MAN-TM; + PS; - AC	6 PK 1675
				CAM		ZRK 1434
				CAM	MTR-CODE: ZH16ZETECE	KT 1011

1.8 16V

1796 ccm	77 kW	RDA	01.95 - 08.95	ALT	- AC; - PS	6 PK 913
				ALT	+ AC; - PS	6 PK 1555
				ALT	+ AC; + PS	6 PK 1920
				ALT	+ AUTO-TM; + PS; - AC	6 PK 1650
				ALT	+ MAN-TM; + PS; - AC	6 PK 1675
				CAM		ZRK 1434
				CAM	MTR-CODE: ZH18ZETECE	KT 1011

1.8 16V

1796 ccm	85 kW	RKC	01.95 - 10.98	ALT	- AC; - PS	6 PK 913
				ALT	+ AC; - PS	6 PK 1555
				ALT	+ AC; + PS	6 PK 1920
				ALT	+ AUTO-TM; + PS; - AC	6 PK 1650
				ALT	+ MAN-TM; + PS; - AC	6 PK 1675
				CAM		ZRK 1434
				CAM	MTR-CODE: ZH18ZETECE	KT 1011

RS 2000

1998 ccm	110 kW	N7A	02.95 - 02.98	ALT	- AC	6 PK 1352
				ALT	+ AC	6 PK 1655

RS 2000 4x4

1998 ccm	110 kW	N7A	02.95 - 10.98	ALT	- AC	6 PK 1352
				ALT	+ AC	6 PK 1655

RS Cosworth 4x4

1994 ccm	162 kW	N5F	02.95 - 10.98	AC-C	FROM: 02.95; UNTIL: 12.96	AVX 10 x 990
				AC-C		4 PK 985
				ALT		6 PK 1413
				CAM		ZRK 1143

1.8 D

1753 ccm	44 kW	RTE;RTF;RTH	01.95 - 12.96	ALT	- AC; - PS	5 PK 710
				ALT	+ PS; - AC	5 PK 1015
				ALT	FROM: 03.96; + AC; + PS	5 PK 1025
				ALT	FROM: 08.96; + AC; - PS	5 PK 1025
				ALT	UNTIL: 08.96; + AC; - PS	5 PK 1015
				PS		4 PK 654
				CAM	FROM: 10.95	ZRK 1293
				CAM		ZRK 1000
				CAM	FROM: 10.95	KT 1036
				CAM	UNTIL: 10.95	KT 1006

1.8 Turbo D

1753 ccm	51 kW	RVA	12.95 - 10.98	ALT	FROM: 04.96; - AC; - PS	5 PK 710
				ALT	FROM: 04.96; + AC; + PS	5 PK 1025
				ALT	FROM: 04.96; UNTIL: 08.96; + PS; - AC	5 PK 1015
				ALT	FROM: 08.96; UNTIL: 01.97; + AC; - PS	5 PK 1015
				PS	FROM: 04.96	4 PK 654
				CAM	FROM: 04.96	ZRK 1293
				CAM		ZRK 1000
				CAM	FROM: 10.96	KT 1035
				CAM	UNTIL: 09.96	KT 1036



FORD

ESCORT VII (GAL, AAL, ABL)

1.8 Turbo D

1753 ccm	51 kW	RVA	12.95 - 10.98	CAM W-P; CAM	UNTIL: 09.96; OPT FROM: 09.96; MTR-CODE: D 18 TI	KT 1213 KT 1035 W2
----------	-------	-----	---------------	-----------------	---	-----------------------

1.8 TD

1753 ccm	66 kW	RFD;RFK	01.95 - 10.98	ALT	- AC; - PS	5 PK 710
				ALT	FROM: 04.96; + AC; + PS	5 PK 1025
				ALT	FROM: 08.97; + PS; - AC	5 PK 1140
				ALT	UNTIL: 01.97; + PS; - AC	5 PK 1015
				PS		4 PK 654
				CAM	FROM: 10.95	ZRK 1293
				CAM		ZRK 1000
				CAM	FROM: 10.95; UNTIL: 09.96	KT 1036
				CAM	FROM: 10.96	KT 1035
				CAM	UNTIL: 09.95	KT 1006
				W-P; CAM	FROM: 10.96	KT 1035 W2

ESCORT VII Stufenheck (GAL, AFL)

1.3

1299 ccm	44 kW	J4B;J6A	01.95 - 02.99	ALT		AVX 11,9 x 806
----------	-------	---------	---------------	-----	--	----------------

1.4

1391 ccm	55 kW	F4B;FUH	01.95 - 02.99	ALT		AVX 10 x 763
				ALT	MTR-CODE: HL14CFIF4B; + AC; - PS	6 PK 1015
				ALT	MTR-CODE: HL14CFIF4B; + AC; + PS	6 PK 1655
				ALT	MTR-CODE: HL14CFIF4B; + PS; - AC	6 PK 1413
				ALT	MTR-CODE: HL14EFIF4B; + AC; - PS	6 PK 1015
				ALT	MTR-CODE: HL14EFIF4B; + AC; + PS	6 PK 1655
				ALT	MTR-CODE: HL14EFIF4B; + PS; - AC	6 PK 1413
				CAM		ZRK 1108
				CAM	MTR-CODE: HL14CVH	KT 1062

1.6 i 16V

1597 ccm	65 kW	L1H	01.95 - 08.95	ALT	- AC; - PS	6 PK 913
				ALT	+ AC; - PS	6 PK 1555
				ALT	+ AC; + PS	6 PK 1920
				ALT	+ AUTO-TM; + PS; - AC	6 PK 1650
				ALT	+ MAN-TM; + PS; - AC	6 PK 1675
				CAM		ZRK 1434
				CAM	MTR-CODE: ZH16ZETECE	KT 1011

1.6 i 16V

1597 ccm	66 kW	L1E;L1K	01.95 - 02.99	ALT	- AC; - PS	6 PK 913
				ALT	+ AC; - PS	6 PK 1555
				ALT	+ AC; + PS	6 PK 1920
				ALT	+ AUTO-TM; + PS; - AC	6 PK 1650
				ALT	+ MAN-TM; + PS; - AC	6 PK 1675
				CAM		ZRK 1434
				CAM	MTR-CODE: ZH16ZETECE	KT 1011

1.8 16V


1796 ccm	77 kW	RDA	01.95 - 08.95	ALT	- AC; - PS	6 PK 913
				ALT	+ AC; - PS	6 PK 1555
				ALT	+ AC; + PS	6 PK 1920
				ALT	+ AUTO-TM; + PS; - AC	6 PK 1650
				ALT	+ MAN-TM; + PS; - AC	6 PK 1675
				CAM		ZRK 1434
				CAM	MTR-CODE: ZH18ZETECE	KT 1011

1.8 16V

1796 ccm	85 kW	RKC	01.95 - 02.99	ALT	FROM: 04.96; - AC; - PS	6 PK 913
				ALT	FROM: 04.96; + AC; - PS	6 PK 1555
				ALT	FROM: 04.96; + AC; + PS	6 PK 1920
				ALT	FROM: 04.96; + AUTO-TM; + PS; - AC	6 PK 1650
				ALT	FROM: 04.96; + MAN-TM; + PS; - AC	6 PK 1675
				CAM		ZRK 1434
				CAM	MTR-CODE: ZH18ZETECE	KT 1011

1.8 D

1753 ccm	44 kW	RTE;RTF;RTH	01.95 - 12.96	ALT	- AC; - PS	5 PK 710
				ALT	+ PS; - AC	5 PK 1015
				ALT	FROM: 03.96; + AC; + PS	5 PK 1025
				ALT	FROM: 08.96; + AC; - PS	5 PK 1025
				ALT	UNTIL: 08.96; + AC; - PS	5 PK 1015


FORD
ESCORT VII Stufenheck (GAL, AFL)

1.8 D						
1753 ccm	44 kW	RTE;RTF;RTH	01.95 - 12.96	PS		4 PK 654
				CAM	FROM: 10.95	ZRK 1293
				CAM		ZRK 1000
				CAM	FROM: 10.95	KT 1036
				CAM	UNTIL: 10.95	KT 1006
1.8 Turbo D						
1753 ccm	51 kW	RVA	12.95 - 02.99	ALT	FROM: 04.96; - AC; - PS	5 PK 710
				ALT	FROM: 04.96; + AC; + PS	5 PK 1025
				ALT	FROM: 04.96; UNTIL: 08.96; + PS; - AC	5 PK 1015
				ALT	FROM: 08.96; UNTIL: 01.97; + AC; - PS	5 PK 1015
				PS	FROM: 04.96	4 PK 654
				CAM	FROM: 04.96	ZRK 1293
				CAM		ZRK 1000
				CAM	FROM: 10.96	KT 1035
				CAM	UNTIL: 09.96	KT 1036
				CAM	UNTIL: 09.96; OPT	KT 1213
				W-P; CAM	FROM: 09.96; MTR-CODE: D 18 TI	KT 1035 W2
1.8 TD						
1753 ccm	66 kW	RFD;RFK	01.95 - 10.98	ALT	- AC; - PS	5 PK 710
				ALT	FROM: 04.96; + AC; + PS	5 PK 1025
				ALT	FROM: 08.97; + PS; - AC	5 PK 1140
				ALT	UNTIL: 01.97; + PS; - AC	5 PK 1015
				PS		4 PK 654
				CAM	FROM: 10.95	ZRK 1293
				CAM		ZRK 1000
				CAM	FROM: 10.95; UNTIL: 09.96	KT 1036
				CAM	FROM: 10.96	KT 1035
				CAM	UNTIL: 09.95	KT 1006
				W-P; CAM	FROM: 10.96	KT 1035 W2

ESCORT VII Kombi (GAL, ANL)

1.3						
1299 ccm	44 kW	J4B;J6A	01.95 - 10.98	ALT		AVX 11,9 x 806
1.4						
1391 ccm	55 kW	F4B;FUH	01.95 - 02.99	ALT		AVX 10 x 763
				ALT	+ AC; - PS	6 PK 1015
				ALT	+ AC; + PS	6 PK 1655
				ALT	+ PS; - AC	6 PK 1413
				CAM		ZRK 1108
				CAM	MTR-CODE: HL14CVH	KT 1062
1.6 i 16V						
1597 ccm	65 kW	L1H	01.95 - 08.95	CAM		ZRK 1434
				CAM	MTR-CODE: ZH16ZETECE	KT 1011
1.6 16V						
1597 ccm	66 kW	L1E	01.95 - 02.99	ALT	- AC; - PS	6 PK 913
				ALT	+ AC; - PS	6 PK 1555
				ALT	+ AC; + PS	6 PK 1920
				ALT	+ AUTO-TM; + PS; - AC	6 PK 1650
				ALT	+ MAN-TM; + PS; - AC	6 PK 1675
				CAM		ZRK 1434
				CAM	MTR-CODE: ZH16ZETECE	KT 1011
1.8 16V						
1796 ccm	77 kW	RDA	01.95 - 08.95	ALT	- AC; - PS	6 PK 913
				ALT	+ AC; - PS	6 PK 1555
				ALT	+ AC; + PS	6 PK 1920
				ALT	+ AUTO-TM; + PS; - AC	6 PK 1650
				ALT	+ MAN-TM; + PS; - AC	6 PK 1675
				CAM		ZRK 1434
				CAM	MTR-CODE: ZH18ZETECE	KT 1011
1.8 16V						
1796 ccm	85 kW	RKC	01.95 - 02.99	ALT	- AC; - PS	6 PK 913
				ALT	+ AC; - PS	6 PK 1555
				ALT	+ AC; + PS	6 PK 1920
				ALT	+ AUTO-TM; + PS; - AC	6 PK 1650
				ALT	+ MAN-TM; + PS; - AC	6 PK 1675
				CAM		ZRK 1434



FORD

ESCORT VII Kombi (GAL, ANL)

1.8 16V

1796 ccm 85 kW RKC 01.95 - 02.99 CAM MTR-CODE: ZH18ZETECE **KT 1011**

1.8 D

1753 ccm 44 kW RTE;RTF;RTH 01.95 - 02.99 ALT FROM: 03.96; MTR-CODE: D18NARTH; + AC; + PS **5 PK 1025**
 ALT FROM: 03.96; MTR-CODE: D18NARTH;D18RTF; + AC; + PS **5 PK 1025**
 ALT FROM: 05.96; MTR-CODE: D18NARTH;D18RTF; + AC; - PS **5 PK 1025**
 ALT FROM: 08.96; MTR-CODE: D18NARTH; + AC; - PS **5 PK 1025**
 ALT MTR-CODE: D18NARTH; - AC; - PS **5 PK 710**
 ALT MTR-CODE: D18NARTH; + PS; - AC **5 PK 1015**
 ALT MTR-CODE: D18NARTH;D18RTF; - AC; - PS **5 PK 710**
 ALT UNTIL: 08.96; MTR-CODE: D18NARTH; + AC; - PS **5 PK 1015**
 ALT UNTIL: 08.96; MTR-CODE: D18NARTH;D18RTF; + PS; - AC **5 PK 1015**
 PS MTR-CODE: D18NARTH **4 PK 654**
 PS MTR-CODE: D18NARTH;D18RTF **4 PK 654**
 CAM FROM: 10.95 **ZRK 1293**
 CAM **ZRK 1000**
 CAM FROM: 01.97 **KT 1035**
 CAM FROM: 10.95; UNTIL: 01.97 **KT 1036**
 CAM UNTIL: 10.95 **KT 1006**
 W-P; CAM FROM: 09.96 **KT 1035 W1**

1.8 Turbo D

1753 ccm 51 kW RVA 12.95 - 02.99 ALT FROM: 04.96; - AC; - PS **5 PK 710**
 ALT FROM: 04.96; + AC; + PS **5 PK 1025**
 ALT FROM: 04.96; UNTIL: 08.96; + PS; - AC **5 PK 1015**
 ALT FROM: 08.96; UNTIL: 01.97; + AC; - PS **5 PK 1015**
 PS FROM: 04.96 **4 PK 654**
 CAM FROM: 04.96 **ZRK 1293**
 CAM **ZRK 1000**
 CAM FROM: 10.96 **KT 1035**
 CAM UNTIL: 09.96 **KT 1036**
 CAM UNTIL: 09.96; OPT **KT 1213**
 W-P; CAM FROM: 09.96; MTR-CODE: D 18 TI **KT 1035 W2**

1.8 TD

1753 ccm 66 kW RFD;RFK 01.95 - 02.99 ALT FROM: 04.96; MTR-CODE: D18TIRFK; + AC; + PS **5 PK 1025**
 ALT FROM: 08.97; MTR-CODE: D18TIRFK; + PS; - AC **5 PK 1140**
 ALT MTR-CODE: D18TIRFK; - AC; - PS **5 PK 710**
 ALT UNTIL: 01.97; MTR-CODE: D18TIRFK; + PS; - AC **5 PK 1015**
 PS MTR-CODE: D18TIRFK **4 PK 654**
 CAM FROM: 10.95 **ZRK 1293**
 CAM **ZRK 1000**
 CAM FROM: 10.95; UNTIL: 09.96 **KT 1036**
 CAM FROM: 10.96 **KT 1035**
 CAM UNTIL: 09.95 **KT 1006**
 W-P; CAM FROM: 10.96 **KT 1035 W2**

ESCORT VII Cabriolet (ALL)

1.4

1391 ccm 55 kW F4B 02.95 - 08.98 ALT **AVX 10 x 763**
 ALT MTR-CODE: HL14CFIF4B; + AC; - PS **6 PK 1015**
 ALT MTR-CODE: HL14CFIF4B; + AC; + PS **6 PK 1655**
 ALT MTR-CODE: HL14CFIF4B; + PS; - AC **6 PK 1413**
 ALT MTR-CODE: HL14EFIF4B; + AC; - PS **6 PK 1015**
 ALT MTR-CODE: HL14EFIF4B; + AC; + PS **6 PK 1655**
 ALT MTR-CODE: HL14EFIF4B; + PS; - AC **6 PK 1413**
 CAM **ZRK 1108**
 CAM MTR-CODE: HL14CVH **KT 1062**

1.6 16V XR3i

1597 ccm 65 kW L1H 02.95 - 12.96 ALT MTR-CODE: ZH16L1E;ZH16L1H; - AC; - PS **6 PK 913**
 ALT MTR-CODE: ZH16L1E;ZH16L1H; + AC; - PS **6 PK 1555**
 ALT MTR-CODE: ZH16L1E;ZH16L1H; + AC; + PS **6 PK 1920**
 ALT MTR-CODE: ZH16L1E;ZH16L1H; + AUTO-TM; + PS; - AC **6 PK 1650**
 ALT MTR-CODE: ZH16L1E;ZH16L1H; + MAN-TM; + PS; - AC **6 PK 1675**
 CAM **ZRK 1434**
 CAM MTR-CODE: ZH16ZETECE **KT 1011**



FORD

ESCORT VII Cabriolet (ALL)

1.6 16V XR3i

1597 ccm	66 kW	L1E	02.95 - 09.99	ALT	MTR-CODE: ZH16L1E;ZH16L1H; - AC; - PS	6 PK 913
				ALT	MTR-CODE: ZH16L1E;ZH16L1H; + AC; - PS	6 PK 1555
				ALT	MTR-CODE: ZH16L1E;ZH16L1H; + AC; + PS	6 PK 1920
				ALT	MTR-CODE: ZH16L1E;ZH16L1H; + AUTO-TM; + PS; - AC	6 PK 1650
				ALT	MTR-CODE: ZH16L1E;ZH16L1H; + MAN-TM; + PS; - AC	6 PK 1675
				ALT	MTR-CODE: ZH16L1E;ZH16L1K; - AC; - PS	6 PK 913
				ALT	MTR-CODE: ZH16L1E;ZH16L1K; + AC; - PS	6 PK 1555
				ALT	MTR-CODE: ZH16L1E;ZH16L1K; + AC; + PS	6 PK 1920
				ALT	MTR-CODE: ZH16L1E;ZH16L1K; + AUTO-TM; + PS; - AC	6 PK 1650
				ALT	MTR-CODE: ZH16L1E;ZH16L1K; + MAN-TM; + PS; - AC	6 PK 1675
				CAM		ZRK 1434
				CAM	MTR-CODE: ZH16ZETECE	KT 1011

1.8 16V XR3i

1796 ccm	77 kW	RDA	02.95 - 08.98	ALT	- AC; - PS	6 PK 913
				ALT	+ AC; - PS	6 PK 1555
				ALT	+ AC; + PS	6 PK 1920
				ALT	+ AUTO-TM; + PS; - AC	6 PK 1650
				ALT	+ MAN-TM; + PS; - AC	6 PK 1675
				CAM		ZRK 1434
				CAM	MTR-CODE: ZH18ZETECE	KT 1011

1.8 16V XR3i

1796 ccm	85 kW	RKC	10.95 - 08.98	ALT	- AC; - PS	6 PK 913
				ALT	+ AC; - PS	6 PK 1555
				ALT	+ AC; + PS	6 PK 1920
				ALT	+ AUTO-TM; + PS; - AC	6 PK 1650
				ALT	+ MAN-TM; + PS; - AC	6 PK 1675
				CAM		ZRK 1434
				CAM	MTR-CODE: ZH18ZETECE	KT 1011

1.8 16V XR3i

1796 ccm	96 kW	RQB	02.95 - 08.00	ALT	- AC; - PS	6 PK 913
				ALT	+ AC; - PS	6 PK 1555
				ALT	+ AC; + PS	6 PK 1920
				ALT	+ AUTO-TM; + PS; - AC	6 PK 1650
				ALT	+ MAN-TM; + PS; - AC	6 PK 1675
				CAM		ZRK 1434
				CAM	MTR-CODE: ZH18ZETECE	KT 1011

1.8 Turbo D

1753 ccm	51 kW	RVA	10.96 - 08.99	ALT	- AC; - PS	5 PK 710
				ALT	+ AC; + PS	5 PK 1025
				ALT	UNTIL: 01.97; + AC; - PS	5 PK 1015
				PS		4 PK 654
				CAM		ZRK 1293
				CAM		KT 1035
				CAM		ZRK 1000
				W-P; CAM	MTR-CODE: D 18 TI	KT 1035 W2

1.8 TD

1753 ccm	66 kW	RFD;RFK	09.95 - 08.98	ALT	- AC; - PS	5 PK 710
				ALT	FROM: 04.96; + AC; + PS	5 PK 1025
				ALT	FROM: 08.97; + PS; - AC	5 PK 1140
				ALT	UNTIL: 01.97; + PS; - AC	5 PK 1015
				PS		4 PK 654
				CAM		ZRK 1293
				CAM		ZRK 1000
				CAM	FROM: 10.95; UNTIL: 09.96	KT 1036
				CAM	FROM: 10.96	KT 1035
				CAM	UNTIL: 09.95	KT 1006
				W-P; CAM	FROM: 10.96	KT 1035 W2

ESCORT CLASSIC (AAL, ABL)

1.6 16V

1597 ccm	66 kW	L1E	10.98 - 07.00	ALT	- AC; - PS	6 PK 913
				ALT	+ AC; - PS	6 PK 1555
				ALT	+ AC; + PS	6 PK 1920



FORD

ESCORT CLASSIC (AAL, ABL)

1.6 16V

1597 ccm	66 kW	L1E	10.98 - 07.00	ALT	+ AUTO-TM; + PS; - AC	6 PK 1650
				ALT	+ MAN-TM; + PS; - AC	6 PK 1675
				CAM		ZRK 1434
				CAM		KT 1011

1.8 TD

1753 ccm	66 kW	RFD;RFK	10.98 - 07.00	ALT	- AC; - PS	5 PK 710
				ALT	+ AC; + PS	5 PK 1025
				ALT	+ PS; - AC	5 PK 1140
				PS		4 PK 654
				CAM		ZRK 1293
				CAM		KT 1035
				CAM		ZRK 1000
				W-P; CAM		KT 1035 W2

ESCORT CLASSIC Turnier (ANL)

1.6 16V

1597 ccm	66 kW	L1E	02.99 - 07.00	ALT	- AC; - PS	6 PK 913
				ALT	+ AC; - PS	6 PK 1555
				ALT	+ AC; + PS	6 PK 1920
				ALT	+ AUTO-TM; + PS; - AC	6 PK 1650
				ALT	+ MAN-TM; + PS; - AC	6 PK 1675
				CAM		ZRK 1434
				CAM		KT 1011

1.8 TD

1753 ccm	66 kW	RFD;RFK	02.99 - 07.00	ALT	- AC; - PS	5 PK 710
				ALT	+ AC; + PS	5 PK 1025
				ALT	+ PS; - AC	5 PK 1140
				PS		4 PK 654
				CAM		ZRK 1293
				CAM		KT 1035
				CAM		ZRK 1000
				W-P; CAM		KT 1035 W2

ESCORT '95 Express (AVL)

1.4

1391 ccm	54 kW	F4B	01.95 -	ALT	- AC; - PS	AVX 10 x 763
				ALT	FROM: 01.96; MTR-CODE: HL14EFIF4B; MOD: 55; + PS; - AC	6 PK 1413
				ALT	FROM: 01.96; MTR-CODE: HL14EFIF4B; MOD: 75; + PS; - AC	6 PK 1413
				ALT	MTR-CODE: HL14EFIF4B; MOD: 55; + AC; - PS	6 PK 995
				ALT	MTR-CODE: HL14EFIF4B; MOD: 55; + AC; + PS	6 PK 1635
				ALT	MTR-CODE: HL14EFIF4B; MOD: 75; + AC; - PS	6 PK 1015
				ALT	MTR-CODE: HL14EFIF4B; MOD: 75; + AC; + PS	6 PK 1655
				ALT	UNTIL: 01.96; MTR-CODE: HL14EFIF4B; MOD: 55; + PS; - AC	6 PK 1420
				CAM		ZRK 1108
				CAM	MTR-CODE: HL14CVH	KT 1062

1.8 D

1753 ccm	44 kW	RTF;RTH	01.95 -	ALT	FROM: 03.96; MTR-CODE: D18NARTH;D18NRTF; MOD: 55; + AC; + PS	5 PK 1025
				ALT	FROM: 03.96; MTR-CODE: D18NARTH;D18NRTF; MOD: 75; + AC; + PS	5 PK 1025
				ALT	FROM: 08.96; MTR-CODE: D18NARTH;D18NRTF; MOD: 55; + AC; - PS	5 PK 1025
				ALT	FROM: 08.96; MTR-CODE: D18NARTH;D18NRTF; MOD: 75; + AC; - PS	5 PK 1025
				ALT	MTR-CODE: D18NARTH;D18NRTF; MOD: 55; - AC; - PS	5 PK 710
				ALT	MTR-CODE: D18NARTH;D18NRTF; MOD: 55; + PS; - AC	5 PK 1015
				ALT	MTR-CODE: D18NARTH;D18NRTF; MOD: 75; - AC; - PS	5 PK 710
				ALT	MTR-CODE: D18NARTH;D18NRTF; MOD: 75; + PS; - AC	5 PK 1015
				ALT	UNTIL: 08.96; MTR-CODE: D18NARTH;D18NRTF; MOD: 55; + AC; - PS	5 PK 1015
				ALT	UNTIL: 08.96; MTR-CODE: D18NARTH;D18NRTF; MOD: 75; + AC; - PS	5 PK 1015
				PS	MTR-CODE: D18NARTH;D18NRTF; MOD: 55	4 PK 654



FORD

ESCORT '95 Express (AVL)

1.8 D

1753 ccm	44 kW	RTF;RTH	01.95 -	PS	MTR-CODE: D18NARTH;D18NRTF; MOD: 75	4 PK 654
				CAM	MTR-CODE: RTH / RTF; FROM: 10.95; MOD: 75	ZRK 1293
				CAM	MTR-CODE: RTH / RTF; FROM: 11.95; MOD: 55	ZRK 1293
				CAM		ZRK 1000
				CAM	FROM: 10.95; UNTIL: 09.96	KT 1036
				CAM	FROM: 10.95; UNTIL: 09.96; OPT	KT 1213
				CAM	FROM: 10.96	KT 1035
				CAM	UNTIL: 09.95	KT 1006
				W-P; CAM	FROM: 10.96	KT 1035 W1

1.8 Turbo D

1753 ccm	51 kW	RVA	12.95 -	ALT	FROM: 08.96; UNTIL: 01.97; MTR-CODE: D18TRVA; MOD: 55; + AC; - PS	5 PK 1015
				ALT	MTR-CODE: D18TRVA; MOD: 55; - AC; - PS	5 PK 710
				ALT	MTR-CODE: D18TRVA; MOD: 55; + PS; - AC	5 PK 1025
				ALT	MTR-CODE: D18TRVA; MOD: 75; - AC; - PS	5 PK 710
				ALT	MTR-CODE: D18TRVA; MOD: 75; + AC; + PS	5 PK 1025
				ALT	UNTIL: 01.97; MTR-CODE: D18TRVA; MOD: 75; + AC; - PS	5 PK 1015
				ALT	UNTIL: 08.96; MTR-CODE: D18TRVA; MOD: 55; + PS; - AC	5 PK 1015
				ALT	UNTIL: 08.96; MTR-CODE: D18TRVA; MOD: 75; + PS; - AC	5 PK 1015
				PS	MTR-CODE: D18TRVA; MOD: 55	4 PK 654
				PS	MTR-CODE: D18TRVA; MOD: 75	4 PK 654
				CAM	MTR-CODE: RVA; MOD: 55	ZRK 1293
				CAM	MTR-CODE: RVA; MOD: 75	ZRK 1293
				CAM		ZRK 1000
				CAM	FROM: 10.96	KT 1035
				CAM	UNTIL: 09.96	KT 1036
				CAM	UNTIL: 09.96; OPT	KT 1213
				W-P; CAM	FROM: 10.96	KT 1035 W2

FIESTA III (GFJ)

1.0

1001 ccm	33 kW	TLB	03.89 - 12.95	ALT		AVX 10 x 800
----------	-------	-----	---------------	-----	--	--------------

1.1

1119 ccm	37 kW	G6A	03.89 - 12.95	ALT	FROM: 10.90; MTR-CODE: OHV	AVX 10 x 813
				ALT	MTR-CODE: CVH	AVX 11,9 x 675
				ALT	UNTIL: 10.90; MTR-CODE: OHV	AVX 10 x 800

1.1

1119 ccm	40 kW	GUD;GUE	03.89 - 12.95	ALT	FROM: 10.90; MTR-CODE: OHV	AVX 10 x 813
				ALT	MTR-CODE: CVH	AVX 11,9 x 675
				ALT	UNTIL: 10.90; MTR-CODE: OHV	AVX 10 x 800

1.3

1297 ccm	44 kW		03.89 - 12.95	AC-C		4 PK 825
				PS		4 PK 860

1.3

1299 ccm	44 kW	JBC	03.89 - 12.92	ALT		AVX 10 x 800
				ALT	FROM: 05.91; UNTIL: 06.92	AVX 11,9 x 793
				ALT	UNTIL: 05.91	AVX 10 x 813
				AC-C		4 PK 825
				PS		4 PK 860

1.3 KAT

1299 ccm	44 kW	J6B	05.91 - 01.97	ALT	MTR-CODE: CVH	AVX 11,9 x 675
				ALT	MTR-CODE: OHV	AVX 10 x 813
				AC-C		4 PK 825
				PS		4 PK 860

1.4

1391 ccm	52 kW	F6E	03.89 - 12.95	ALT		AVX 10 x 690
				CAM	FROM: 04.92	ZRK 1108
				CAM	UNTIL: 04.92	ZRK 1107
				CAM	FROM: 05.92; MTR-CODE: HL14CVH	KT 1062
				CAM	UNTIL: 04.92; MTR-CODE: HL14CVH	KT 1009
				W-P; CAM	UNTIL: 04.92; MTR-CODE: HL14; MTR-TYP: CVH	KT 1009 W1

1.4

1391 ccm	54 kW	FUG;FUJ	03.89 - 12.95	ALT		AVX 11,9 x 690
				CAM	FROM: 04.92	ZRK 1108



FORD

FIESTA III (GFJ)

1.4						
1391 ccm	54 kW	FUG;FUJ	03.89 - 12.95	CAM	UNTIL: 04.92	ZRK 1107
				CAM	FROM: 05.92; MTR-CODE: HL14CVH	KT 1062
				CAM	UNTIL: 04.92; MTR-CODE: HL14CVH	KT 1009
				W-P; CAM	UNTIL: 04.92; MTR-CODE: HL14; MTR-TYP: CVH	KT 1009 W1
1.4 KAT						
1391 ccm	54 kW	F4A	03.89 - 12.95	ALT		AVX 11,9 x 690
				CAM	FROM: 05.92	ZRK 1108
				CAM	UNTIL: 04.92	ZRK 1107
				CAM	FROM: 05.92; MTR-CODE: HL14CVH	KT 1062
				CAM	UNTIL: 04.92; MTR-CODE: HL14CVH	KT 1009
				W-P; CAM	UNTIL: 04.92; MTR-CODE: HL14; MTR-TYP: CVH	KT 1009 W1
1.6						
1597 ccm	65 kW	LUH	01.89 - 01.94	CAM	FROM: 05.92	ZRK 1108
				CAM	UNTIL: 04.92	ZRK 1107
				CAM	FROM: 05.92; MTR-CODE: HL16CVH	KT 1062
				CAM	UNTIL: 04.92; MTR-CODE: HL16CVH	KT 1009
				W-P; CAM	UNTIL: 04.92; MTR-CODE: HL16; MTR-TYP: CVH	KT 1009 W1
1.6 i 16V						
1597 ccm	65 kW	L1G	01.94 - 12.95	ALT	- AC; - PS	6 PK 913
				ALT	+ AC; - PS	6 PK 1540
				ALT	+ AC; - PS	6 PK 1555
				ALT	+ AC; + PS	6 PK 1920
				ALT	+ PS; - AC	6 PK 1265
				ALT	FROM: 01.95; + AUTO-TM; + PS; - AC	6 PK 1650
				ALT	FROM: 08.94; + MAN-TM; + PS; - AC	6 PK 1675
				ALT	UNTIL: 07.94; + PS; - AC	6 PK 1650
				CAM		ZRK 1434
				CAM		KT 1011
1.6 XR2i						
1598 ccm	76 kW	LJD	03.89 - 03.93	ALT		AVX 11,9 x 690
				CAM	FROM: 04.92	ZRK 1108
				CAM	UNTIL: 04.92	ZRK 1107
				CAM	FROM: 04.92	KT 1062
				CAM	UNTIL: 04.92	KT 1009
				W-P; CAM	MTR-CODE: HL16; MTR-TYP: CVH	KT 1009 W1
1.6 XR2i						
1597 ccm	81 kW	LJC	03.89 - 01.94	ALT		AVX 11,9 x 690
				CAM	FROM: 04.92	ZRK 1108
				CAM	UNTIL: 04.92	ZRK 1107
				CAM	FROM: 04.92	KT 1062
				CAM	UNTIL: 04.92	KT 1009
1.6 Turbo (FBJT)						
1598 ccm	96 kW	LHA	03.90 - 10.92	ALT	FROM: 07.90	AVX 10 x 685
				CAM	FROM: 07.90; UNTIL: 04.92	ZRK 1107
				CAM	MTR-CODE: HL16CVH	KT 1009
				W-P; CAM	MTR-CODE: HL16; MTR-TYP: CVH	KT 1009 W1
1.8 16V						
1796 ccm	77 kW	RDB	02.92 - 12.95	ALT	- AC; - PS	6 PK 913
				ALT	+ AC; - PS	6 PK 1540
				ALT	FROM: 01.94; + PS; - AC	6 PK 1265
				ALT	FROM: 06.93; UNTIL: 01.94; + PS; - AC	6 PK 1650
				ALT	FROM: 08.93; + AC; + PS	6 PK 1920
				ALT	FROM: 08.93; UNTIL: 03.94; + AC; - PS	6 PK 1555
				ALT	UNTIL: 06.93; + PS; - AC	6 PK 1820
				ALT	UNTIL: 08.93; + AC; + PS	6 PK 1900
				CAM		ZRK 1434
				CAM		KT 1011
1.8 XR2i 16V						
1796 ccm	96 kW	RQC	02.92 - 12.95	ALT	- AC; - PS	6 PK 913
				ALT	+ AC; - PS	6 PK 1540
				ALT	FROM: 01.94; + PS; - AC	6 PK 1265
				ALT	FROM: 06.93; UNTIL: 01.94; + PS; - AC	6 PK 1650
				ALT	FROM: 08.93; + AC; + PS	6 PK 1920
				ALT	FROM: 08.93; UNTIL: 03.94; + AC; - PS	6 PK 1555
				ALT	UNTIL: 06.93; + PS; - AC	6 PK 1820
				ALT	UNTIL: 08.93; + AC; + PS	6 PK 1900



FORD

FIESTA III (GFJ)

1.8 XR2i 16V

1796 ccm	96 kW	RQC	02.92 - 12.95	CAM		ZRK 1434
				CAM		KT 1011

1.8 D

1753 ccm	44 kW	RTC;RTD;RTG	03.89 - 12.95	ALT	+ AC	5 PK 1015
				ALT	+ PS	5 PK 1015
				ALT	FROM: 05.91; - AC; - PS	3 PK 675
				ALT	UNTIL: 05.91; - AC; - PS	3 PK 648
				PS	+ AC	4 PK 654
				CAM	FROM: 10.95	ZRK 1293
				CAM		ZRK 1000
				CAM	FROM: 10.95	KT 1036
				CAM	UNTIL: 10.95	KT 1006

FIESTA IV (JA_, JB_)

1.25 i 16V

1242 ccm	55 kW	DHA;DHB;DHC;DHD;DHE;DHF;DHG	08.95 - 01.02	ALT	- AC; - PS	6 PK 1185
				ALT	+ AC; - PS	6 PK 1775
				ALT	+ AC; + PS	6 PK 1930
				ALT	FROM: 01.99; + PS; - AC	6 PK 1765
				ALT	UNTIL: 01.99; + PS; - AC	6 PK 1751
				CAM		ZRK 1172
				CAM	FROM: 05.98	KT 1297
				CAM	UNTIL: 02.97	KT 1170
				W-P; CAM	FROM: 03.97	KT 1297 W1

1.3 i

1299 ccm	37 kW	JJA;JJC;JJE;JJJ;JJK;JJM	08.95 - 01.02	ALT		AVX 10 x 825
				ALT	FROM: 01.96; + AC; - PS	6 PK 1440
				ALT	FROM: 01.96; UNTIL: 01.98; - AC; - PS	6 PK 858
				ALT	FROM: 01.96; UNTIL: 01.98; + AC; + PS	6 PK 1900
				ALT	FROM: 01.96; UNTIL: 01.98; + PS; - AC	6 PK 1735
				ALT	FROM: 01.98; + AC; + PS	6 PK 1930
				ALT	FROM: 01.98; UNTIL: 08.98; + PS; - AC	6 PK 1760
				ALT	FROM: 09.98; + PS; - AC	6 PK 1445

1.3 i

1299 ccm	44 kW	J4C;J4J;J4L;J4Q;J4R;J4T	08.95 - 01.02	ALT		AVX 10 x 825
				ALT	+ AC; - PS	6 PK 1440
				ALT	FROM: 01.98; + AC; + PS	6 PK 1940
				ALT	FROM: 01.98; UNTIL: 08.98; + PS; - AC	6 PK 1760
				ALT	FROM: 09.98; + PS; - AC	6 PK 1445
				ALT	UNTIL: 01.98; - AC; - PS	6 PK 858
				ALT	UNTIL: 01.98; + AC; + PS	6 PK 1900
				ALT	UNTIL: 01.98; + PS; - AC	6 PK 1735

1.4 i 16V

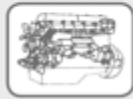
1388 ccm	66 kW	FHA;FHE	04.96 - 01.02	ALT	- AC; - PS	6 PK 1185
				ALT	+ AC; - PS	6 PK 1775
				ALT	+ AC; + PS	6 PK 1930
				ALT	FROM: 01.99; + PS; - AC	6 PK 1765
				ALT	UNTIL: 01.99; + PS; - AC	6 PK 1751
				CAM		ZRK 1172
				CAM	FROM: 05.98	KT 1297
				CAM	UNTIL: 02.97	KT 1170
				W-P; CAM	FROM: 03.97	KT 1297 W1

1.6 16V Sport

1596 ccm	76 kW	L1T;L1V	02.00 - 01.02	ALT	+ AC	6 PK 1930
				ALT	UNTIL: 12.00; - AC	6 PK 1765
				CAM		ZRK 1172
				CAM		KT 1297
				W-P; CAM		KT 1297 W1

1.8 D

1753 ccm	44 kW	RTJ;RTK	08.95 - 04.00	ALT	- AC; - PS	5 PK 886
				ALT	+ AC	5 PK 1140
				ALT	+ PS	5 PK 1140
				PS	+ AC	5 PK 675
				CAM		ZRK 1293
				CAM		ZRK 1000
				CAM	FROM: 10.96	KT 1035



FORD

FIESTA IV (JA_, JB_)

1.8 D

1753 ccm	44 kW	RTJ;RTK	08.95 - 04.00	CAM CAM W-P; CAM	UNTIL: 09.96 UNTIL: 09.96; OPT FROM: 09.96	KT 1036 KT 1213 KT 1035 W1
----------	-------	---------	---------------	------------------------	--	----------------------------------

1.8 DI

1753 ccm	55 kW	RTN;RTP;RTQ	04.00 - 01.02	ALT ALT INJ-P INJ-P	- AC + AC AU	6 PK 1685 6 PK 1610 ZRK 1353 KT 1319
----------	-------	-------------	---------------	------------------------------	------------------------	---

FIESTA V (JH_, JD_)

1.25 16V

1242 ccm	51 kW	M7JA;M7JB	03.03 -	ALT ALT PS CAM CAM CAM W-P; CAM W-P; CAM	- AC + AC + AC FROM: 05.05 UNTIL: 04.05 FROM: 04.05 UNTIL: 04.05	6 EPK 1042 6 EPK 1019 5 EPK 690 ZRK 1172 KT 1446 KT 1297 KT 1446 W1 KT 1297 W1
----------	-------	-----------	---------	---	--	---

1.25 16V

1242 ccm	55 kW	FUJA;FUJB	05.02 -	ALT ALT PS CAM CAM CAM W-P; CAM W-P; CAM	- AC + AC + AC FROM: 05.05 UNTIL: 04.05 FROM: 04.05 UNTIL: 04.05	6 EPK 1042 6 EPK 1019 5 EPK 690 ZRK 1172 KT 1446 KT 1297 KT 1446 W1 KT 1297 W1
----------	-------	-----------	---------	---	--	---

1.3

1299 ccm	44 kW	BAJA	11.01 -	ALT ALT ALT	FROM: 05.02; - AC; - PS FROM: 05.02; + AC; + PS FROM: 05.02; + PS; - AC	6 PK 1700 6 PK 2176 6 PK 1685
----------	-------	------	---------	-------------------	---	-------------------------------------

1.3

1299 ccm	51 kW	A9JA;A9JB	11.01 -	ALT ALT ALT	FROM: 05.02; - AC; - PS FROM: 05.02; + AC; + PS FROM: 05.02; + PS; - AC	6 PK 1700 6 PK 2176 6 PK 1685
----------	-------	-----------	---------	-------------------	---	-------------------------------------

1.4 16V

1388 ccm	59 kW	FXJA;FXJB	11.01 -	ALT ALT PS CAM CAM CAM W-P; CAM W-P; CAM	- AC + AC + AC FROM: 05.05 UNTIL: 04.05 FROM: 04.05 UNTIL: 04.05	6 EPK 1042 6 EPK 1019 5 EPK 690 ZRK 1172 KT 1446 KT 1297 KT 1446 W1 KT 1297 W1
----------	-------	-----------	---------	---	--	---

1.6 16V

1596 ccm	74 kW	FYJA;FYJB	11.01 -	ALT ALT PS CAM CAM CAM W-P; CAM W-P; CAM	- AC + AC + AC FROM: 05.05 UNTIL: 04.05 FROM: 04.05 UNTIL: 04.05	6 EPK 1042 6 EPK 1019 5 EPK 690 ZRK 1172 KT 1446 KT 1297 KT 1446 W1 KT 1297 W1
----------	-------	-----------	---------	---	--	---

ST150

1999 ccm	110 kW	N4JB	03.05 -	ALT ALT	FROM: 11.05 UNTIL: 11.05	6 PK 2215 6 PK 2225
----------	--------	------	---------	------------	-----------------------------	------------------------

1.4 TDCi

1399 ccm	50 kW	F6JA;F6JB	11.01 -	ALT ALT CAM CAM W-P; CAM	FROM: 05.02; - AC FROM: 05.02; + AC MTR-CODE: F6JA UNTIL: 05.04	6 PK 1345 6 PK 1710 ZRK 1441 KT 1328 KT 1328 W4
----------	-------	-----------	---------	--------------------------------------	--	---

1.6 TDCi

1560 ccm	66 kW	HHJA;HHJB	11.04 -	ALT ALT	- AC + AC	6 PK 800 6 PK 975
----------	-------	-----------	---------	------------	--------------	----------------------



FORD

FIESTA V (JH_, JD_)

1.6 TDCi

1560 ccm	66 kW	HHJA;HHJB	11.04 -	CAM CAM W-P; CAM	MTR-CODE: HHJA;HHJB	ZRK 1460 KT 1390 KT 1390 W1
----------	-------	-----------	---------	------------------------	---------------------	-----------------------------------

FIESTA VI

1.25

1242 ccm	44 kW	STJA;STJB	10.08 -	ALT CAM W-P; CAM		6 EPK 1019 ZRK 1172 KT 1446 W1
----------	-------	-----------	---------	------------------------	--	--------------------------------------

1.25

1242 ccm	60 kW	SNJA;SNJB	10.08 -	ALT CAM W-P; CAM		6 EPK 1019 ZRK 1172 KT 1446 W1
----------	-------	-----------	---------	------------------------	--	--------------------------------------

1.4

1388 ccm	71 kW	SPJA;SPJC	10.08 -	ALT CAM CAM W-P; CAM		6 EPK 1019 ZRK 1172 KT 1446 KT 1446 W1
----------	-------	-----------	---------	-------------------------------	--	---

1.4 LPG

1388 ccm	71 kW	RTJA;RTJB	01.09 -	W-P; CAM	MTR-CODE: RTJA;RTJB	KT 1446 W1
----------	-------	-----------	---------	----------	---------------------	------------

1.6 Ti

1596 ccm	88 kW	HXJA;HXJB	10.08 -	ALT CAM W-P; CAM		6 EPK 1019 ZRK 1172 KT 1446 W1
----------	-------	-----------	---------	------------------------	--	--------------------------------------

1.4 TDCi

1399 ccm	50 kW	F6JB	01.09 -	ALT ALT CAM CAM W-P; CAM	- AC + AC	6 PK 800 6 PK 975 ZRK 1441 KT 1328 KT 1328 W4
----------	-------	------	---------	--------------------------------------	--------------	---

1.6 TDCi

1560 ccm	55 kW	HHJF;UBJA	10.08 -	ALT ALT W-P; CAM	FROM: 02.09; - AC FROM: 02.09; + AC	6 PK 800 6 PK 975 KT 1390 W1
----------	-------	-----------	---------	------------------------	--	------------------------------------

1.6 TDCi

1560 ccm	66 kW	HHJC;HHJD;HHJE	10.08 -	ALT ALT CAM CAM W-P; CAM	- AC + AC MTR-CODE: HHJA;HHJB	6 PK 800 6 PK 975 ZRK 1460 KT 1390 KT 1390 W1
----------	-------	----------------	---------	--------------------------------------	-------------------------------------	---

1.6 TDCi

1560 ccm	70 kW	T3JA;TZJA;TZJB	02.10 -	ALT ALT	- AC + AC	6 PK 800 6 PK 975
----------	-------	----------------	---------	------------	--------------	----------------------

FIESTA Kasten (FVD)

1.0

957 ccm	33 kW	TKB	08.83 - 11.89	ALT ALT	MTR-TYP: CVH MTR-TYP: OHV	AVX 11,9 x 675 AVX 10 x 825
---------	-------	-----	---------------	------------	------------------------------	--------------------------------

1.8 D (FVJ)

1753 ccm	43 kW	RTC;RTD;RTG	03.89 - 12.95	ALT ALT ALT ALT PS CAM CAM CAM	FROM: 07.93; - AC; - PS FROM: 11.91; + AC FROM: 11.91; + PS FROM: 11.91; UNTIL: 07.93; - AC; - PS FROM: 11.91; + AC FROM: 10.95 UNTIL: 10.95	5 PK 710 5 PK 1015 5 PK 1015 3 PK 675 4 PK 654 ZRK 1000 KT 1036 KT 1006
----------	-------	-------------	---------------	---	--	--

COURIER Kasten (F3L, F5L)

1.3

1299 ccm	44 kW	J6B	09.91 - 02.96	ALT AC-C AC-C PS PS	UNTIL: 12.95 MTR-CODE: BL13CFIJ6B MTR-CODE: BL13CFIJ6B;BL13JBC; MOD: Van MTR-CODE: BL13CFIJ6B MTR-CODE: BL13CFIJ6B;BL13JBC; MOD: Van	AVX 10 x 800 4 PK 825 4 PK 825 4 PK 860 4 PK 860
----------	-------	-----	---------------	---------------------------------	--	--



FORD

COURIER Kasten (F3L, F5L)

1.8 D

1753 ccm	44 kW	RTC;RTD;RTG	09.91 - 02.96	ALT	FROM: 07.93; MOD: Van; - AC; - PS	5 PK 710
				ALT	MOD: Van; + AC	5 PK 1015
				ALT	MOD: Van; + PS	5 PK 1015
				ALT	UNTIL: 07.93; MOD: Van; - AC; - PS	3 PK 675
				PS	MOD: Van; + AC	4 PK 654
				CAM	FROM: 10.95; MOD: VAN	ZRK 1293
				INJ-P		ZRK 1294
				CAM		ZRK 1000
				CAM	FROM: 10.95	KT 1036
				CAM	FROM: 10.95; OPT	KT 1213
				CAM	UNTIL: 09.95	KT 1006

COURIER Kasten (J5_, J3_)

1.3

1299 ccm	44 kW	J4C	02.96 -	ALT	FROM: 01.98; MTR-CODE: BL13EIFNJ4C; + AC; + PS	6 PK 1940
				ALT	FROM: 01.98; MTR-CODE: BL13EIFNJ4C; MOD: Van; + AC; + PS	6 PK 1940
				ALT	FROM: 01.98; UNTIL: 08.98; MTR-CODE: BL13EIFNJ4C; + PS; - AC	6 PK 1765
				ALT	FROM: 01.98; UNTIL: 08.98; MTR-CODE: BL13EIFNJ4C; MOD: Van; + PS; - AC	6 PK 1760
				ALT	FROM: 09.98; MTR-CODE: BL13EIFNJ4C; + PS; - AC	6 PK 1445
				ALT	FROM: 09.98; MTR-CODE: BL13EIFNJ4C; MOD: Van; + PS; - AC	6 PK 1445
				ALT	MTR-CODE: BL13EIFNJ4C; + AC; - PS	6 PK 1440
				ALT	MTR-CODE: BL13EIFNJ4C; MOD: Van; + AC; - PS	6 PK 1440
				ALT	UNTIL: 01.98; MTR-CODE: BL13EIFNJ4C; - AC; - PS	6 PK 858
				ALT	UNTIL: 01.98; MTR-CODE: BL13EIFNJ4C; + AC; + PS	6 PK 1900
				ALT	UNTIL: 01.98; MTR-CODE: BL13EIFNJ4C; + PS; - AC	6 PK 1735
				ALT	UNTIL: 01.98; MTR-CODE: BL13EIFNJ4C; MOD: Van; - AC; - PS	6 PK 858
				ALT	UNTIL: 01.98; MTR-CODE: BL13EIFNJ4C; MOD: Van; + AC; + PS	6 PK 1900
				ALT	UNTIL: 01.98; MTR-CODE: BL13EIFNJ4C; MOD: Van; + PS; - AC	6 PK 1735

1.4 i

1388 ccm	66 kW	FHA	04.96 -	ALT	FROM: 01.99; MTR-CODE: ZH14FHA;ZH14FHB; + PS; - AC	6 PK 1765
				ALT	FROM: 02.98; MTR-CODE: ZH14FHA; MOD: Van; - AC; - PS	6 PK 1185
				ALT	FROM: 02.98; MTR-CODE: ZH14FHA; MOD: Van; + AC; - PS	6 PK 1775
				ALT	FROM: 02.98; MTR-CODE: ZH14FHA; MOD: Van; + AC; + PS	6 PK 1930
				ALT	FROM: 02.98; MTR-CODE: ZH14FHA; MOD: Van; + PS; - AC	6 PK 1765
				ALT	MTR-CODE: ZH14FHA;ZH14FHB; - AC; - PS	6 PK 1185
				ALT	MTR-CODE: ZH14FHA;ZH14FHB; + AC; - PS	6 PK 1775
				ALT	MTR-CODE: ZH14FHA;ZH14FHB; + AC; + PS	6 PK 1930
				ALT	UNTIL: 01.99; MTR-CODE: ZH14FHA;ZH14FHB; + PS; - AC	6 PK 1751
				CAM		ZRK 1172
				CAM	FROM: 05.98	KT 1297
				CAM	UNTIL: 02.97	KT 1170
				W-P; CAM	FROM: 03.97	KT 1297 W1

1.8 D

1753 ccm	44 kW	RTK	02.96 -	ALT	MTR-CODE: D18NARTG;D18NARTJ; - AC; - PS	5 PK 886
				ALT	MTR-CODE: D18NARTG;D18NARTJ; + AC; + PS	5 PK 1140
				ALT	MTR-CODE: D18NARTG;D18NARTJ; + PS; - AC	5 PK 1140
				ALT	MTR-CODE: D18NARTJ; MOD: Van; - AC; - PS	5 PK 886
				ALT	MTR-CODE: D18NARTJ; MOD: Van; + AC; + PS	5 PK 1140
				ALT	MTR-CODE: D18NARTJ; MOD: Van; + PS; - AC	5 PK 1140
				PS	MTR-CODE: D18NARTG;D18NARTJ; + AC	5 PK 675
				PS	MTR-CODE: D18NARTJ; MOD: Van; + AC	5 PK 675
				CAM	MTR-CODE: RTG	ZRK 1293
				CAM	MTR-CODE: RTJ; MOD: VAN	ZRK 1293



FORD

COURIER Kasten (J5_, J3_)

1.8 D

1753 ccm	44 kW	RTK	02.96 -	CAM		ZRK 1000
				CAM	FROM: 10.96	KT 1035
				CAM	UNTIL: 09.96	KT 1036
				W-P; CAM	FROM: 09.96	KT 1035 W1

1.8 DI

1753 ccm	55 kW	RTN;RTP	09.00 -	ALT	- AC	6 PK 1685
				ALT	+ AC	6 PK 1610
				INJ-P		ZRK 1353
				INJ-P	AU	KT 1319

COURIER Pick-up

1.8 D

1753 ccm	44 kW	RTK	06.99 -	ALT	- AC; - PS	5 PK 886
				ALT	+ AC; - PS	5 PK 1025
				ALT	+ AC; + PS	5 PK 1025
				ALT	+ PS; - AC	5 PK 1015
				PS		4 PK 654

FIESTA Kasten (JV_)

D 1.8

1753 ccm	44 kW	RTJ;RTK	05.98 -	ALT	- AC; - PS	5 PK 886
				ALT	+ AC; + PS	5 PK 1140
				ALT	+ PS; - AC	5 PK 1140
				PS	+ AC	5 PK 675
				CAM		KT 1035
				CAM		ZRK 1000
				W-P; CAM		KT 1035 W1

TD 1.8

1753 ccm	55 kW	RTN;RTP;RTQ	03.00 -	ALT	- AC	6 PK 1685
				ALT	+ AC	6 PK 1610
				ALT	UNTIL: 04.00; - AC	6 PK 1675
				CAM		ZRK 1353
				CAM		KT 1319

FIESTA Van

1.3

1299 ccm	51 kW	A9JA;A9JB	10.03 -	ALT	MOD: Van; - AC; - PS	6 PK 1700
				ALT	MOD: Van; + AC; + PS	6 PK 2176
				ALT	MOD: Van; + PS; - AC	6 PK 1685

1.4 TDCi

1399 ccm	50 kW	F6JA;F6JB	10.03 -	ALT	MOD: Van; - AC	6 PK 1345
				ALT	MOD: Van; + AC	6 PK 1710
				CAM		ZRK 1441
				CAM		KT 1328
				W-P; CAM	UNTIL: 05.04	KT 1328 W4

FIESTA Van

1.4 TDCi

1399 ccm	50 kW	F6JB	01.09 -	ALT	MOD: Van; - AC	6 PK 800
				ALT	MOD: Van; + AC	6 PK 975
				W-P; CAM	UNTIL: 01.10	KT 1328 W4

1.6 TDCi

1560 ccm	66 kW	HHJC;HHJD;HHJE	01.09 -	ALT	MOD: Van; - AC	6 PK 800
				ALT	MOD: Van; + AC	6 PK 975
				W-P; CAM		KT 1390 W1

FOCUS (DAW, DBW)

1.4 16V

1388 ccm	55 kW	FXDA;FXDB;FXDC;FXDD	10.98 - 11.04	ALT	FROM: 03.02; + AC	6 PK 1915
				ALT	FROM: 08.01; - AC	6 EPK 1042
				ALT	UNTIL: 02.02; + AC	6 PK 1890
				ALT	UNTIL: 08.01; - AC	6 PK 1740
				CAM		ZRK 1172
				CAM		KT 1297
				W-P; CAM		KT 1297 W1

1.6 16V

1596 ccm	74 kW	FYDA;FYDB;FYDC;FYDD;FYDH	10.98 - 11.04	ALT	FROM: 03.02; + AC	6 PK 1915
				ALT	FROM: 08.01; - AC	6 EPK 1042



FORD

FOCUS (DAW, DBW)

1.6 16V

1596 ccm	74 kW	FYDA;FYDB;FYDC;FYDD;FYDH	10.98 - 11.04	ALT ALT CAM CAM W-P; CAM	UNTIL: 02.02; + AC UNTIL: 08.01; - AC	6 PK 1890 6 PK 1740 ZRK 1172 KT 1297 KT 1297 W1
----------	-------	--------------------------	---------------	--------------------------------------	--	---

1.6 16V Flexifuel

1596 ccm	75 kW	FYDH	01.02 - 11.04	ALT	+ AC	6 PK 1915
----------	-------	------	---------------	-----	------	-----------

1.8 16V

1796 ccm	85 kW	EYDB;EYDC;EYDD;EYDE;EYDF ;EYDG;EYDI;EYDJ;EYDL	10.98 - 11.04	ALT	+ AC; - PS	6 PK 1555
				ALT	+ AC; + PS	6 PK 2100
				ALT	+ PS; - AC	6 PK 1975
				CAM		ZRK 1184
				CAM	FROM: 01.99	KT 1440
				CAM	UNTIL: 11.98	KT 1529

2.0 16V

1988 ccm	96 kW	EDDB;EDDC;EDDD;EDDF	10.98 - 11.04	ALT	+ AC; - PS	6 PK 1555
				ALT	+ AC; + PS	6 PK 2100
				ALT	+ PS; - AC	6 PK 1975
				CAM		ZRK 1184
				CAM	FROM: 01.99	KT 1440
				CAM	UNTIL: 11.98	KT 1529

ST170

1988 ccm	127 kW	ALDA	03.02 - 11.04	ALT		6 PK 2115
				ALT	UNTIL: 05.02	6 PK 2100
				CAM		ZRK 1184
				CAM		KT 1440

RS

1988 ccm	158 kW	HMDA	10.02 - 11.04	ALT		6 PK 2120
				CAM	UNTIL: 07.04	ZRK 1184
				CAM	UNTIL: 07.04	KT 1440

1.8 DI / TDDi

1753 ccm	55 kW	BHDA;BHDB	08.99 - 11.04	ALT	+ AC	6 PK 1718
				ALT	FROM: 05.01; - AC	6 PK 1420
				ALT	UNTIL: 05.01; - AC	6 PK 1413
				INJ-P		ZRK 1353
				INJ-P	FROM: 09.00; AU	KT 1319

1.8 Turbo DI / TDDi

1753 ccm	66 kW	C9DA;C9DB;C9DC	10.98 - 11.04	ALT	+ AC	6 PK 1718
				ALT	FROM: 05.01; - AC	6 PK 1420
				ALT	UNTIL: 05.01; - AC	6 PK 1413
				INJ-P		ZRK 1353
				INJ-P	AU	KT 1319

1.8 TDCi

1753 ccm	74 kW	FFDA	08.02 - 11.04	ALT	- AC	6 PK 1420
				ALT	+ AC	6 PK 1718
				INJ-P		ZRK 1353
				INJ-P	AU	KT 1319

1.8 TDCi

1753 ccm	85 kW	F9DA;F9DB	03.01 - 11.04	ALT	- AC	6 PK 1420
				ALT	+ AC	6 PK 1718
				ALT	UNTIL: 05.01; - AC	6 PK 1413
				INJ-P		ZRK 1353
				INJ-P	AU	KT 1319

FOCUS Stufenheck (DFW)

1.4 16V

1388 ccm	55 kW	FXDA;FXDB;FXDC;FXDD	02.99 - 11.04	ALT	- AC; FROM: 08.01	6 EPK 1042
				ALT	FROM: 03.02; + AC	6 PK 1915
				ALT	UNTIL: 02.02; + AC	6 PK 1890
				ALT	UNTIL: 08.01; - AC	6 PK 1740
				CAM		ZRK 1172
				CAM		KT 1297
				W-P; CAM		KT 1297 W1

1.6 16V

1596 ccm	74 kW	FYDA;FYDB;FYDC;FYDD;FYDH	02.99 - 11.04	ALT	- AC; FROM: 08.01	6 EPK 1042
----------	-------	--------------------------	---------------	-----	-------------------	------------



FORD

FOCUS Stufenheck (DFW)

1.6 16V						
1596 ccm	74 kW	FYDA;FYDB;FYDC;FYDD;FYDH	02.99 - 11.04	ALT	FROM: 03.02; + AC	6 PK 1915
				ALT	UNTIL: 02.02; + AC	6 PK 1890
				ALT	UNTIL: 08.01; - AC	6 PK 1740
				CAM		ZRK 1172
				CAM		KT 1297
				W-P; CAM		KT 1297 W1
1.8 16V						
1796 ccm	85 kW	EYDB;EYDC;EYDD;EYDE;EYDF ;EYDG;EYDI;EYDJ;EYDL	02.99 - 11.04	ALT	+ AC; - PS	6 PK 1555
				ALT	+ AC; + PS	6 PK 2100
				ALT	+ PS; - AC	6 PK 1975
				CAM		ZRK 1184
				CAM		KT 1440
2.0 16V						
1988 ccm	96 kW	EDDB;EDDC;EDDD;EDDF	02.99 - 11.04	ALT	+ AC; - PS	6 PK 1555
				ALT	+ AC; + PS	6 PK 2100
				ALT	+ PS; - AC	6 PK 1975
				CAM		ZRK 1184
				CAM		KT 1440
1.8 Turbo DI / TDDi						
1753 ccm	55 kW	BHDA;BHDB	08.01 - 03.05	ALT	- AC	6 PK 1420
				ALT	+ AC	6 PK 1718
1.8 Turbo DI / TDDi						
1753 ccm	66 kW	C9DA;C9DB;C9DC	02.99 - 11.04	ALT	+ AC	6 PK 1718
				ALT	FROM: 05.01; - AC	6 PK 1420
				ALT	UNTIL: 05.01; - AC	6 PK 1413
				INJ-P		ZRK 1353
				INJ-P	FROM: 09.00; AU	KT 1319
1.8 TDCi						
1753 ccm	74 kW	FFDA	08.02 - 11.04	ALT	- AC	6 PK 1420
				ALT	+ AC	6 PK 1718
				INJ-P		ZRK 1353
				INJ-P	AU	KT 1319
1.8 TDCi						
1753 ccm	85 kW	F9DA;F9DB	03.01 - 11.04	ALT	- AC	6 PK 1420
				ALT	+ AC	6 PK 1718
				ALT	UNTIL: 05.01; - AC	6 PK 1413
				INJ-P		ZRK 1353
				INJ-P	AU	KT 1319

FOCUS Kombi (DNW)

1.4 16V						
1388 ccm	55 kW	FXDA;FXDB;FXDC;FXDD	02.99 - 11.04	ALT	- AC; FROM: 08.01	6 EPK 1042
				ALT	FROM: 03.02; + AC	6 PK 1915
				ALT	UNTIL: 02.02; + AC	6 PK 1890
				ALT	UNTIL: 08.01; - AC	6 PK 1740
				CAM		ZRK 1172
				CAM		KT 1297
				W-P; CAM		KT 1297 W1
1.6 16V						
1596 ccm	74 kW	FYDA;FYDB;FYDC;FYDD;FYDH	02.99 - 11.04	ALT	- AC; FROM: 08.01	6 EPK 1042
				ALT	FROM: 03.02; + AC	6 PK 1915
				ALT	UNTIL: 02.02; + AC	6 PK 1890
				ALT	UNTIL: 08.01; - AC	6 PK 1740
				CAM		ZRK 1172
				CAM		KT 1297
				W-P; CAM		KT 1297 W1
1.6 16V Flexifuel						
1596 ccm	75 kW	FYDH	01.02 - 11.04	ALT	+ AC	6 PK 1915
1.8 16V						
1796 ccm	85 kW	EYDB;EYDC;EYDD;EYDE;EYDF ;EYDG;EYDI;EYDJ;EYDL	02.99 - 11.04	ALT	+ AC; - PS	6 PK 1555
				ALT	+ AC; + PS	6 PK 2100
				ALT	+ PS; - AC	6 PK 1975
				CAM		ZRK 1184
				CAM		KT 1440



FORD

FOCUS Kombi (DNW)

2.0 16V

1988 ccm	96 kW	EDDB;EDDC;EDDD;EDDF	02.99 - 11.04	ALT	+ AC; - PS	6 PK 1555
				ALT	+ AC; + PS	6 PK 2100
				ALT	+ PS; - AC	6 PK 1975
				CAM		ZRK 1184
				CAM		KT 1440

ST170

1988 ccm	127 kW	ALDA	08.02 - 11.04	ALT		6 PK 2115
				CAM		ZRK 1184

1.8 DI / TDDi

1753 ccm	55 kW	BHDA;BHDB	08.99 - 11.04	ALT	+ AC	6 PK 1718
				ALT	FROM: 05.01; - AC	6 PK 1420
				ALT	UNTIL: 05.01; - AC	6 PK 1413
				INJ-P		ZRK 1353
				INJ-P	FROM: 09.00; AU	KT 1319

1.8 Turbo DI / TDDi

1753 ccm	66 kW	C9DA;C9DB;C9DC	02.99 - 11.04	ALT	+ AC	6 PK 1718
				ALT	FROM: 05.01; - AC	6 PK 1420
				ALT	UNTIL: 05.01; - AC	6 PK 1413
				INJ-P		ZRK 1353
				INJ-P	FROM: 09.00; AU	KT 1319

1.8 TDCi

1753 ccm	74 kW	FFDA	08.02 - 11.04	ALT	- AC	6 PK 1420
				ALT	+ AC	6 PK 1718
				INJ-P		ZRK 1353
				INJ-P	AU	KT 1319

1.8 TDCi

1753 ccm	85 kW	F9DA;F9DB	03.01 - 11.04	ALT	- AC	6 PK 1420
				ALT	+ AC	6 PK 1718
				ALT	UNTIL: 05.01; - AC	6 PK 1413
				INJ-P		ZRK 1353
				INJ-P	AU	KT 1319

FOCUS C-MAX

1.6

1596 ccm	74 kW	HWDA;HWDB	10.03 - 03.07	AC-C		5 EPK 868
				ALT		6 EPK 1059
				CAM		ZRK 1172
				CAM	FROM: 05.05	KT 1446
				CAM	UNTIL: 04.05	KT 1297
				W-P; CAM	FROM: 04.05	KT 1446 W1
				W-P; CAM	UNTIL: 04.05	KT 1297 W1

1.6 Ti

1596 ccm	85 kW	HXDA;SIDA	08.04 - 03.07	AC-C		5 EPK 868
				ALT		6 EPK 1059
				CAM		ZRK 1172
				CAM	FROM: 05.05	KT 1446
				CAM	UNTIL: 04.05	KT 1297
				W-P; CAM	FROM: 04.05	KT 1446 W1
				W-P; CAM	UNTIL: 04.05	KT 1297 W1

1.8

1798 ccm	88 kW	CSDA;CSDB	10.03 - 03.07	AC-C	FROM: 12.03	5 EPK 705
				ALT		6 PK 1305

1.8

1798 ccm	92 kW	Q7DA;QQDA;QQDB	04.04 - 03.07	AC-C		5 EPK 705
				ALT		6 PK 1305

1.8 Flexifuel

1798 ccm	92 kW	Q7DA	01.06 - 03.07	AC-C		5 EPK 705
				ALT		6 PK 1305

2.0

1999 ccm	107 kW	AODA;AODB;SYDA	03.04 - 03.07	AC-C		5 EPK 705
				ALT		6 PK 1305

1.6 TDCi

1560 ccm	66 kW	HHDA;HHDB	02.05 - 03.07	ALT	- AC	6 PK 800
				ALT	+ AC	6 PK 975
				CAM		ZRK 1460
				CAM		KT 1390



FORD

FOCUS C-MAX

1.6 TDCi

1560 ccm	66 kW	HHDA;HHDB	02.05 - 03.07	W-P; CAM		KT 1390 W1
----------	-------	-----------	---------------	----------	--	------------

1.6 TDCi

1560 ccm	80 kW	G8DA;G8DB	10.03 - 03.07	ALT	- AC	6 PK 800
				ALT	+ AC	6 PK 975
				CAM	MTR-CODE: HHJA;HHJB	ZRK 1460
				CAM		KT 1390
				W-P; CAM		KT 1390 W1

1.8 TDCi

1753 ccm	85 kW	KKDA	01.05 - 03.07	ALT	- AC	6 PK 1352
				ALT	+ AC	6 PK 1520
				CAM		ZRK 1353
				CAM		KT 1319

2.0 TDCi

1997 ccm	100 kW	G6DA;G6DB;G6DD;G6DG	10.03 - 03.07	ALT		6 PK 1215
				CAM		ZRK 1452
				CAM		KT 1428
				W-P; CAM		KT 1428 W1

C-MAX

1.6

1596 ccm	74 kW	HWDA;HWDB;SHDA;SHDB;SHDC	02.07 -	AC-C		5 EPK 868
				ALT		6 EPK 1059
				CAM		ZRK 1172
				W-P; CAM		KT 1446 W1

1.8

1798 ccm	92 kW	QQDA;QQDB	02.07 -	AC-C		5 EPK 705
				ALT	UNTIL: 01.08	6 PK 1305

1.8 Flexifuel

1798 ccm	92 kW	Q7DA	02.07 -	AC-C		5 EPK 705
				ALT	UNTIL: 01.08	6 PK 1305

2.0

1999 ccm	107 kW	AODA;AODB;AODE;SYDA	02.07 -	AC-C		5 EPK 705
				ALT	UNTIL: 01.08	6 PK 1305

1.6 TDCi

1560 ccm	66 kW	GPDA;HHDA;HHDB	02.07 -	ALT	- AC	6 PK 800
				ALT	+ AC	6 PK 975
				CAM		ZRK 1460
				CAM		KT 1390
				W-P; CAM		KT 1390 W1

1.6 TDCi

1560 ccm	74 kW	G8DC;MTDA	02.07 -	W-P; CAM		KT 1390 W1
----------	-------	-----------	---------	----------	--	------------

1.6 TDCi

1560 ccm	80 kW	G8DA;G8DB;G8DD	02.07 -	ALT	- AC	6 PK 800
				ALT	+ AC	6 PK 975
				CAM		ZRK 1460
				CAM		KT 1390
				W-P; CAM		KT 1390 W1

1.8 TDCi

1753 ccm	85 kW	KKDA	02.07 -	ALT	- AC	6 PK 1352
				ALT	+ AC	6 PK 1520
				CAM		ZRK 1353
				CAM		KT 1319

2.0 TDCi

1997 ccm	81 kW	IXDA	02.08 -	ALT		6 PK 1215
				W-P; CAM		KT 1428 W1

2.0 TDCi

1997 ccm	100 kW	G6DA;G6DB;G6DD;G6DG	02.07 -	ALT		6 PK 1215
				CAM		ZRK 1452
				CAM		KT 1428
				W-P; CAM		KT 1428 W1

C-MAX II

2.0 TDCi

1997 ccm	85 kW	TYDA	02.11 -	CAM		ZRK 1592
				CAM		KT 1500



FORD

C-MAX II

2.0 TDCi

1997 ccm	103 kW	UFDB	02.11 -	CAM CAM	ZRK 1592 KT 1500
----------	--------	------	---------	------------	---------------------

2.0 TDCi

1997 ccm	120 kW	TXDB	12.10 -	CAM CAM	ZRK 1592 KT 1500
----------	--------	------	---------	------------	---------------------

GRAND C-MAX

2.0 TDCi

1997 ccm	85 kW	TYDA	02.11 -	CAM CAM	ZRK 1592 KT 1500
----------	-------	------	---------	------------	---------------------

2.0 TDCi

1997 ccm	100 kW	UKDB	02.11 -	CAM CAM	ZRK 1592 KT 1500
----------	--------	------	---------	------------	---------------------

2.0 TDCi

1997 ccm	103 kW	UFDB	02.11 -	CAM CAM	ZRK 1592 KT 1500
----------	--------	------	---------	------------	---------------------

2.0 TDCi

1997 ccm	120 kW	TXDB	12.10 -	CAM CAM	ZRK 1592 KT 1500
----------	--------	------	---------	------------	---------------------

FOCUS II (DA_)

1.4

1388 ccm	59 kW	ASDA;ASDB	11.04 -	AC-C ALT CAM CAM CAM W-P; CAM W-P; CAM	FROM: 05.05 UNTIL: 04.05 FROM: 04.05 UNTIL: 04.05	5 EPK 868 6 EPK 1059 ZRK 1172 KT 1446 KT 1297 KT 1446 W1 KT 1297 W1
----------	-------	-----------	---------	--	--	---

1.6

1596 ccm	74 kW	HWDA;HWDB;SHDA	11.04 -	AC-C ALT CAM CAM CAM W-P; CAM W-P; CAM	FROM: 05.05 UNTIL: 04.05 FROM: 04.05 UNTIL: 04.05	5 EPK 868 6 EPK 1059 ZRK 1172 KT 1446 KT 1297 KT 1446 W1 KT 1297 W1
----------	-------	----------------	---------	--	--	---

1.6 Ti

1596 ccm	85 kW	HXDA;HXDB	11.04 -	AC-C ALT CAM CAM CAM W-P; CAM W-P; CAM	FROM: 05.05 UNTIL: 04.05 FROM: 04.05 UNTIL: 04.05	5 EPK 868 6 EPK 1059 ZRK 1172 KT 1446 KT 1297 KT 1446 W1 KT 1297 W1
----------	-------	-----------	---------	--	--	---

1.6 LPG

1596 ccm	85 kW	SIDA	10.09 -	W-P; CAM	MTR-CODE: SIDA	KT 1446 W1
----------	-------	------	---------	----------	----------------	------------

1.8

1798 ccm	92 kW	QQDB	03.06 -	AC-C ALT	UNTIL: 01.08	5 EPK 705 6 PK 1305
----------	-------	------	---------	-------------	--------------	------------------------

1.8 Flexifuel

1798 ccm	92 kW	Q7DA	01.06 -	AC-C		5 EPK 705
----------	-------	------	---------	------	--	-----------

1.8 Flexifuel

1798 ccm	96 kW	QQDD	12.05 -	AC-C ALT		5 EPK 705 6 PK 1305
----------	-------	------	---------	-------------	--	------------------------

2.0

1999 ccm	107 kW	AODA;AODB	11.04 -	AC-C ALT	UNTIL: 01.08	5 EPK 705 6 PK 1305
----------	--------	-----------	---------	-------------	--------------	------------------------

2.5 ST

2522 ccm	166 kW	HYDA	10.05 -	AC-C ALT CAM CAM W-P; CAM	UNTIL: 01.08	5 PK 850 5 PK 890 ZRK 1187 KT 1496 KT 1496 W1
----------	--------	------	---------	---------------------------------------	--------------	---

2.5 RS

2521 ccm	224 kW	JZDA	01.09 -	AC-C		5 PK 850
----------	--------	------	---------	------	--	----------



FORD

FOCUS II (DA_)

2.5 RS						
2521 ccm	224 kW	JZDA	01.09 -	ALT CAM CAM W-P; CAM		5 PK 890 ZRK 1187 KT 1496 KT 1496 W1
2.5 RS 500						
2521 ccm	257 kW	JZDA	05.10 -	W-P; CAM		KT 1496 W1
1.6 TDCi						
1560 ccm	66 kW	GPDA;GPDC;HHDA;HHDB	01.05 -	ALT ALT CAM CAM W-P; CAM	- AC UNTIL: 03.10; + AC	6 PK 800 6 PK 975 ZRK 1460 KT 1390 KT 1390 W1
1.6 TDCi						
1560 ccm	74 kW	G8DC;MTDA	11.04 -	W-P; CAM		KT 1390 W1
1.6 TDCi						
1560 ccm	80 kW	G8DA;G8DB;G8DD;G8DE;G8DF	11.04 -	ALT ALT CAM CAM W-P; CAM	- AC UNTIL: 12.09; + AC MTR-CODE: HHJA;HHJB	6 PK 800 6 PK 975 ZRK 1460 KT 1390 KT 1390 W1
1.8 TDCi						
1753 ccm	85 kW	KKDA;KKDB	01.05 -	ALT ALT CAM CAM	- AC + AC	6 PK 1352 6 PK 1520 ZRK 1353 KT 1319
2.0 TDCi						
1997 ccm	81 kW	IXDA	02.08 -	ALT W-P; CAM		6 PK 1215 KT 1428 W1
2.0 TDCi						
1997 ccm	98 kW	G6DE;G6DF	11.04 -	W-P; CAM		KT 1428 W1
2.0 TDCi						
1997 ccm	100 kW	G6DA;G6DB;G6DD	11.04 -	ALT CAM CAM W-P; CAM		6 PK 1215 ZRK 1452 KT 1428 KT 1428 W1

FOCUS II Stufenheck (DA_)

1.4						
1388 ccm	59 kW	ASDA;ASDB	04.05 -	AC-C ALT CAM CAM CAM W-P; CAM	FROM: 05.05 UNTIL: 04.05	5 EPK 868 6 EPK 1059 ZRK 1172 KT 1446 KT 1297 KT 1446 W1
1.6						
1596 ccm	74 kW	HWDA;HWDB;SHDA	04.05 -	AC-C ALT CAM CAM CAM W-P; CAM	FROM: 05.05 UNTIL: 04.05	5 EPK 868 6 EPK 1059 ZRK 1172 KT 1446 KT 1297 KT 1446 W1
1.6 Ti						
1596 ccm	85 kW	HXDA;HXDB	04.05 -	AC-C ALT CAM CAM CAM W-P; CAM	FROM: 05.05 UNTIL: 04.05	5 EPK 868 6 EPK 1059 ZRK 1172 KT 1446 KT 1297 KT 1446 W1
1.8						
1798 ccm	92 kW	QQDB	03.06 -	AC-C ALT	UNTIL: 01.08	5 EPK 705 6 PK 1305
1.8 Flexifuel						
1798 ccm	92 kW	Q7DA	06.06 -	AC-C		5 EPK 705
1.8 Flexifuel						
1798 ccm	96 kW		12.05 -	ALT		6 PK 1305



FORD

FOCUS II Stufenheck (DA_)

2.0						
1999 ccm	107 kW	AODA;AODB	04.05 -	AC-C ALT	UNTIL: 01.08	5 EPK 705 6 PK 1305
1.6 TDCi						
1560 ccm	66 kW	HHDA;HHDB	04.05 -	ALT ALT CAM CAM W-P; CAM	- AC UNTIL: 03.10; + AC	6 PK 800 6 PK 975 ZRK 1460 KT 1390 KT 1390 W1
1.6 TDCi						
1560 ccm	80 kW	G8DA;G8DB;G8DD;G8DE;G8DF	04.05 -	ALT ALT CAM CAM W-P; CAM	- AC UNTIL: 12.09; + AC	6 PK 800 6 PK 975 ZRK 1460 KT 1390 KT 1390 W1
1.8 TDCi						
1753 ccm	85 kW	KKDA;KKDB	04.05 -	ALT ALT CAM CAM	MTR-CODE: C18DC4X; - AC MTR-CODE: C18DC4X; + AC	6 PK 1352 6 PK 1520 ZRK 1353 KT 1319
2.0 TDCi						
1997 ccm	81 kW	IXDA	02.08 -	ALT W-P; CAM		6 PK 1215 KT 1428 W1
2.0 TDCi						
1997 ccm	100 kW	G6DA;G6DB;G6DD	04.05 -	ALT CAM CAM W-P; CAM		6 PK 1215 ZRK 1452 KT 1428 KT 1428 W1

FOCUS II Kombi (DA_)

1.4						
1388 ccm	59 kW	ASDA;ASDB	11.04 -	AC-C ALT CAM CAM CAM W-P; CAM W-P; CAM	FROM: 05.05 UNTIL: 04.05 FROM: 04.05 UNTIL: 04.05	5 EPK 868 6 EPK 1059 ZRK 1172 KT 1446 KT 1297 KT 1446 W1 KT 1297 W1
1.6						
1596 ccm	74 kW	HWDA;HWDB;SHDA	11.04 -	AC-C ALT CAM CAM CAM W-P; CAM W-P; CAM	FROM: 05.05 UNTIL: 04.05 FROM: 04.05 UNTIL: 04.05	5 EPK 868 6 EPK 1059 ZRK 1172 KT 1446 KT 1297 KT 1446 W1 KT 1297 W1
1.6 Ti						
1596 ccm	85 kW	HXDA;HXDB	11.04 -	AC-C ALT CAM CAM CAM W-P; CAM W-P; CAM	FROM: 05.05 UNTIL: 04.05 FROM: 04.05 UNTIL: 04.05	5 EPK 868 6 EPK 1059 ZRK 1172 KT 1446 KT 1297 KT 1446 W1 KT 1297 W1
1.6 LPG						
1596 ccm	85 kW	SIDA	10.09 -	W-P; CAM		KT 1446 W1
1.8						
1798 ccm	92 kW	Q7DA;QQDB	03.06 -	AC-C ALT	UNTIL: 01.08	5 EPK 705 6 PK 1305
1.8 Flexifuel						
1798 ccm	92 kW	Q7DA	01.06 -	AC-C		5 EPK 705
1.8 Flexifuel						
1798 ccm	97 kW		12.05 -	ALT		6 PK 1305
2.0						
1999 ccm	107 kW	AODA;AODB	11.04 -	AC-C ALT	UNTIL: 01.08	5 EPK 705 6 PK 1305



FORD

FOCUS II Kombi (DA_)

1.6 TDCi

1560 ccm	66 kW	GPDA;GPDC;HHDA;HHDB	11.04 -	ALT ALT CAM CAM W-P; CAM	- AC UNTIL: 12.09; + AC	6 PK 800 6 PK 975 ZRK 1460 KT 1390 KT 1390 W1
----------	-------	---------------------	---------	--------------------------------------	----------------------------	---

1.6 TDCi

1560 ccm	80 kW	G8DA;G8DB;G8DD;G8DE;G8DF	11.04 -	ALT ALT CAM CAM W-P; CAM	- AC UNTIL: 12.09; + AC MTR-CODE: HHJA;HHJB	6 PK 800 6 PK 975 ZRK 1460 KT 1390 KT 1390 W1
----------	-------	--------------------------	---------	--------------------------------------	---	---

1.8 TDCi

1753 ccm	85 kW	KKDA;KKDB	11.04 -	ALT ALT CAM CAM	- AC + AC	6 PK 1352 6 PK 1520 ZRK 1353 KT 1319
----------	-------	-----------	---------	--------------------------	--------------	---

2.0 TDCi

1997 ccm	81 kW	IXDA	02.08 -	ALT W-P; CAM		6 PK 1215 KT 1428 W1
----------	-------	------	---------	-----------------	--	-------------------------

2.0 TDCi

1997 ccm	98 kW	G6DE;G6DF	11.04 -	W-P; CAM		KT 1428 W1
----------	-------	-----------	---------	----------	--	------------

2.0 TDCi

1997 ccm	100 kW	G6DA;G6DB;G6DD	11.04 -	ALT CAM CAM W-P; CAM		6 PK 1215 ZRK 1452 KT 1428 KT 1428 W1
----------	--------	----------------	---------	-------------------------------	--	--

FOCUS II Cabriolet

1.6

1596 ccm	74 kW	HWDA;HWDB	10.06 -	AC-C ALT CAM CAM W-P; CAM		5 EPK 868 6 EPK 1059 ZRK 1172 KT 1446 KT 1446 W1
----------	-------	-----------	---------	---------------------------------------	--	--

2.0

1999 ccm	107 kW	AODA;AODB	10.06 -	AC-C ALT		5 EPK 705 6 PK 1305
----------	--------	-----------	---------	-------------	--	------------------------

2.0 TDCi

1997 ccm	100 kW	G6DA;G6DB;G6DD	10.06 -	ALT CAM CAM W-P; CAM		6 PK 1215 ZRK 1452 KT 1428 KT 1428 W1
----------	--------	----------------	---------	-------------------------------	--	--

FOCUS III

2.0 TDCi

1997 ccm	85 kW	TYDA	04.11 -	CAM CAM		ZRK 1592 KT 1500
----------	-------	------	---------	------------	--	---------------------

2.0 TDCi

1997 ccm	100 kW	UKDB	04.11 -	CAM CAM		ZRK 1592 KT 1500
----------	--------	------	---------	------------	--	---------------------

2.0 TDCi

1997 ccm	103 kW	UFDB	04.11 -	CAM CAM		ZRK 1592 KT 1500
----------	--------	------	---------	------------	--	---------------------

2.0 TDCi

1997 ccm	120 kW	TXDB	04.11 -	CAM CAM		ZRK 1592 KT 1500
----------	--------	------	---------	------------	--	---------------------

FOCUS III Stufenheck

2.0 TDCi

1997 ccm	85 kW	TYDA	04.11 -	CAM CAM		ZRK 1592 KT 1500
----------	-------	------	---------	------------	--	---------------------

2.0 TDCi

1997 ccm	100 kW	UKDB	04.11 -	CAM CAM		ZRK 1592 KT 1500
----------	--------	------	---------	------------	--	---------------------

2.0 TDCi

1997 ccm	103 kW	UFDB	04.11 -	CAM		ZRK 1592
----------	--------	------	---------	-----	--	----------



FORD

FOCUS III Stufenheck

2.0 TDCi

1997 ccm 103 kW UFDB 04.11 - CAM KT 1500

2.0 TDCi

1997 ccm 120 kW TXDB 04.11 - CAM ZRK 1592
CAM KT 1500

FOCUS III Turnier

2.0 TDCi

1997 ccm 85 kW TYDA 05.11 - CAM ZRK 1592
CAM KT 1500

2.0 TDCi

1997 ccm 100 kW UKDB 05.11 - CAM ZRK 1592
CAM KT 1500

2.0 TDCi

1997 ccm 103 kW UFDB 05.11 - CAM ZRK 1592
CAM KT 1500

2.0 TDCi

1997 ccm 120 kW TXDB 05.11 - CAM ZRK 1592
CAM KT 1500

FUSION (JU_)

1.25

1242 ccm 55 kW FUJA;FUJB 08.04 - ALT - AC 6 EPK 1042
ALT + AC 6 EPK 1019
PS + AC 5 EPK 690
CAM ZRK 1172
CAM FROM: 05.05 KT 1446
CAM UNTIL: 04.05 KT 1297
W-P; CAM FROM: 04.05 KT 1446 W1
W-P; CAM UNTIL: 04.05 KT 1297 W1

1.4

1388 ccm 59 kW FXJA;FXJB;FXJC 08.02 - ALT - AC 6 EPK 1042
ALT + AC 6 EPK 1019
PS + AC 5 EPK 690
CAM ZRK 1172
CAM FROM: 05.05 KT 1446
CAM UNTIL: 04.05 KT 1297
W-P; CAM FROM: 04.05 KT 1446 W1
W-P; CAM UNTIL: 04.05 KT 1297 W1

1.6

1596 ccm 74 kW FYJA;FYJB 08.02 - ALT - AC 6 EPK 1042
ALT + AC 6 EPK 1019
PS + AC 5 EPK 690
CAM ZRK 1172
CAM FROM: 05.05 KT 1446
CAM UNTIL: 04.05 KT 1297
W-P; CAM FROM: 04.05 KT 1446 W1
W-P; CAM UNTIL: 04.05 KT 1297 W1

1.4 TDCi

1399 ccm 50 kW F6JA;F6JB 08.02 - ALT - AC 6 PK 1345
ALT + AC 6 PK 1710
CAM ZRK 1441
CAM MTR-CODE: F6JA KT 1328
W-P; CAM UNTIL: 05.04 KT 1328 W4

1.6 TDCi

1560 ccm 66 kW HHJA;HHJB 11.04 - ALT - AC 6 PK 800
ALT + AC 6 PK 975
CAM MTR-CODE: HHJA;HHJB ZRK 1460
CAM KT 1390
W-P; CAM KT 1390 W1

GALAXY (WGR)

2.0 i

1998 ccm 85 kW NSE;ZVSA 11.95 - 05.06 ALT FROM: 03.96; MTR-CODE: DH20NSE;DH20ZVSA; 6 PK 1570
MOD: Van; + AC
ALT FROM: 05.00; MTR-CODE: DH20ZVSA 6 PK 1570
ALT MTR-CODE: DH20NSE; - AC 6 PK 1432
ALT MTR-CODE: DH20NSE; + AC 6 PK 1570



FORD

GALAXY (WGR)

2.0 i

1998 ccm 85 kW NSE;ZVSA 11.95 - 05.06 PS FROM: 03.96; MTR-CODE: DH20NSE;DH20ZVSA; MOD: Van; - AC **6 PK 1432**

2.3 16V

2295 ccm 107 kW E5SA;Y5B 01.97 - 05.06 ALT FROM: 05.00; MTR-CODE: DH23E5SB; MOD: Van **6 PK 1570**
 ALT MTR-CODE: DH23E5SB;DH23Y5B; - AC **6 PK 1432**
 ALT MTR-CODE: DH23E5SB;DH23Y5B; + AC **6 PK 1570**

2.8 i V6

2792 ccm 128 kW AAA;AMY 11.95 - 04.00 ALT FROM: 10.96; MTR-CODE: VV28AAA; MOD: Van; - AC **7 PK 1290**
 ALT FROM: 10.96; MTR-CODE: VV28AAA; MOD: Van; + AC **7 DPK 1360**
 ALT MTR-CODE: VV28AAA; - AC **7 PK 1290**
 ALT MTR-CODE: VV28AAA; + AC **7 DPK 1360**

2.8 i V6 4x4

2792 ccm 128 kW AAA;AMY 04.96 - 04.00 ALT - AC **7 PK 1290**
 ALT + AC **7 DPK 1360**

2.8 V6

2792 ccm 150 kW AYL 04.00 - 05.06 ALT MTR-CODE: VV28AYL **6 DPK 1320**
 ALT MTR-CODE: VV28AYL; MOD: Van; + AC **6 DPK 1320**

1.9 TDI

1896 ccm 66 kW 1Z;AHU;ANU 03.95 - 05.06 PS **AVX 11,5 x 730**
 W-P **AVX 11,5 x 790**
 ALT FROM: 09.96; UNTIL: 09.99; MTR-CODE: VW19NAHU;VW19NANU; AMP: 120; MOD: Van; - AC **6 PK 1045**
 ALT FROM: 09.96; UNTIL: 09.99; MTR-CODE: VW19NAHU;VW19NANU; AMP: 90; MOD: Van; - AC **6 PK 925**
 ALT FROM: 09.96; UNTIL: 09.99; MTR-CODE: VW19NAHU;VW19NANU; MOD: Van; + AC **6 PK 1145**
 ALT FROM: 09.99; MTR-CODE: VW19N1Z;VW19NAHU **6 DPK 1195**
 ALT FROM: 09.99; MTR-CODE: VW19NAHU;VW19NANU; MOD: Van **6 DPK 1195**
 ALT UNTIL: 09.99; MTR-CODE: VW19N1Z;VW19NAHU; + AC **6 PK 1145**
 ALT UNTIL: 09.99; MTR-CODE: VW19N1Z;VW19NAHU; AMP: 120; - AC **6 PK 1045**
 ALT UNTIL: 09.99; MTR-CODE: VW19N1Z;VW19NAHU; AMP: 90; - AC **6 PK 925**
 CAM MTR-CODE: 1Z;AHU **ZRK 1304**
 W-P; CAM MTR-CODE: ANU **ZRK 1338**
 CAM MTR-CODE: 1Z;AHU **KT 1087**
 W-P FROM MTR-NO: 005001; MTR-CODE: ANU **KT 1236**
 W-P FROM MTR-NO: 005001; MTR-CODE: ANU **KT 1238**
 W-P FROM: 01.03; MTR-CODE: ANU **KT 1237**
 W-P UNTIL MTR-NO: 005000; MTR-CODE: ANU **KT 1235**
 W-P UNTIL MTR-NO: 005000; MTR-CODE: ANU **KT 1248**
 W-P FROM: 01.03; MTR-CODE: ANU **KT 1237 W3**

1.9 TDI

1896 ccm 81 kW AFN;AVG 08.97 - 04.00 PS **AVX 11,5 x 730**
 W-P **AVX 11,5 x 790**
 ALT AMP: 90; - AC **6 PK 925**
 ALT FROM: 09.99; + AC **6 DPK 1195**
 ALT FROM: 09.99; AMP: 120; - AC **6 PK 1055**
 ALT UNTIL: 09.99; + AC **6 PK 1145**
 ALT UNTIL: 09.99; AMP: 120; - AC **6 PK 1045**
 CAM **ZRK 1304**
 CAM **KT 1087**

1.9 TDI

1896 ccm 85 kW AUY 04.00 - 05.06 ALT MTR-CODE: VW19PAUY; + AC **6 DPK 1195**
 ALT MTR-CODE: VW19PAUY; MOD: Van **6 DPK 1195**
 W-P; CAM **ZRK 1338**
 W-P; CAM FROM: 04.02 **KT 1237**
 W-P; CAM UNTIL: 03.02 **KT 1236**
 W-P; CAM UNTIL: 03.02 **KT 1238**
 W-P FROM: 04.02; UNTIL: 05.02 **KT 1237 W1**
 W-P; CAM FROM: 05.02 **KT 1237 W3**
 W-P; CAM UNTIL: 03.02 **KT 1236 W1**



FORD

GALAXY (WGR)

1.9 TDI

1896 ccm	96 kW	ASZ	02.03 - 05.06	ALT W-P; CAM W-P; CAM W-P; CAM		6 DPK 1195 ZRK 1338 KT 1237 KT 1237 W2
----------	-------	-----	---------------	---	--	---

1.9 TDI

1896 ccm	110 kW	BTB	05.05 - 05.06	ALT W-P; CAM W-P; CAM	UNTIL: 11.05	6 DPK 1195 ZRK 1338 KT 1237
----------	--------	-----	---------------	-----------------------------	--------------	-----------------------------------

GALAXY

2.0

1999 ccm	107 kW	AOWA;AOWB	05.06 -	ALT	MTR-CODE: C20HDEA	6 PK 2200
----------	--------	-----------	---------	-----	-------------------	-----------

2.0 Flexifuel

1999 ccm	107 kW	TBWA;TBWB	05.06 -	ALT	FROM: 07.07	6 PK 2200
----------	--------	-----------	---------	-----	-------------	-----------

2.3

2261 ccm	118 kW	SEWA	07.07 -	ALT		6 PK 2245
----------	--------	------	---------	-----	--	-----------

1.8 TDCi

1753 ccm	74 kW	FFWA	05.06 -	ALT CAM CAM		6 PK 1685 ZRK 1353 KT 1319
----------	-------	------	---------	-------------------	--	----------------------------------

1.8 TDCi

1753 ccm	92 kW	QYWA	05.06 -	ALT CAM		6 PK 1685 ZRK 1353
----------	-------	------	---------	------------	--	-----------------------

2.0 TDCi

1997 ccm	85 kW	KLWA;TYWA	11.07 -	ALT CAM CAM W-P; CAM	MTR-CODE: C 20 DDOX	6 PK 1205 ZRK 1452 KT 1428 KT 1428 W1
----------	-------	-----------	---------	-------------------------------	---------------------	--

2.0 TDCi

1997 ccm	96 kW	AZWA	05.06 -	ALT ALT CAM CAM W-P; CAM	FROM: 11.06; MTR-CODE: C20DD0X; MOD: Van MTR-CODE: C20DD0X	6 PK 1205 6 PK 1205 ZRK 1452 KT 1428 KT 1428 W1
----------	-------	------	---------	--------------------------------------	---	---

2.0 TDCi

1997 ccm	100 kW	AZWC;UKWA	05.06 -	CAM CAM	FROM: 03.10 FROM: 03.10	ZRK 1592 KT 1500
----------	--------	-----------	---------	------------	----------------------------	---------------------

2.0 TDCi

1997 ccm	103 kW	QXWA;QXWB;QXWC;UFWA	05.06 -	ALT ALT CAM CAM CAM CAM	FROM: 11.06; MTR-CODE: C20DD0X; MOD: Van MTR-CODE: C20DD0X FROM: 03.10 FROM: 03.10	6 PK 1205 6 PK 1205 ZRK 1452 ZRK 1592 KT 1428 KT 1500
----------	--------	---------------------	---------	--	---	--

2.0 TDCi

1997 ccm	120 kW	TXWA	03.10 -	CAM CAM		ZRK 1592 KT 1500
----------	--------	------	---------	------------	--	---------------------

2.2 TDCi

2179 ccm	129 kW	Q4BA;Q4WA	03.08 -	ALT CAM		6 PK 1748 ZRK 1575
----------	--------	-----------	---------	------------	--	-----------------------

2.2 TDCi

2179 ccm	147 kW	KNWA	07.10 -	CAM		ZRK 1575
----------	--------	------	---------	-----	--	----------

KA (RB_)

1.3 i

1299 ccm	36 kW	JJD;JJF;JJG;JJH;JJL	06.98 - 11.08	ALT ALT ALT	+ AC; + PS OE-NO.: 1036917; + PS; - AC OE-NO.: 1085038; + PS; - AC	6 PK 1940 6 PK 1760 6 PK 1445
----------	-------	---------------------	---------------	-------------------	--	-------------------------------------

1.3 i

1299 ccm	37 kW	JJB	09.96 - 10.02	ALT ALT ALT ALT	+ AC; + PS OE-NO.: 1036917; + PS; - AC OE-NO.: 1085038; + PS; - AC UNTIL: 01.98; - AC; - PS	6 PK 1940 6 PK 1760 6 PK 1445 6 PK 858
----------	-------	-----	---------------	--------------------------	--	---

1.3 i

1299 ccm	44 kW	BAA;J4D;J4K;J4M;J4N;J4P;J4S	09.96 - 11.08	ALT ALT	FROM: 10.02; - AC FROM: 10.02; + AC	6 PK 1700 6 PK 2191
----------	-------	-----------------------------	---------------	------------	--	------------------------



FORD

KA (RB_)

1.3 i

1299 ccm	44 kW	BAA;J4D;J4K;J4M;J4N;J4P;J4S	09.96 - 11.08	ALT	UNTIL: 01.98; - AC; - PS	6 PK 858
				ALT	UNTIL: 10.02; + AC; + PS	6 PK 1940
				ALT	UNTIL: 10.02; OE-NO.: 1036917; + PS; - AC	6 PK 1760
				ALT	UNTIL: 10.02; OE-NO.: 1085038; + PS; - AC	6 PK 1445

1.3 i

1299 ccm	51 kW	A9A;A9B	08.02 - 11.08	ALT	- AC	6 PK 1700
				ALT	+ AC	6 PK 2191
				ALT	UNTIL: 10.02; + AC; + PS	6 PK 1940
				ALT	UNTIL: 10.02; OE-NO.: 1036917; + PS; - AC	6 PK 1760
				ALT	UNTIL: 10.02; OE-NO.: 1085038; + PS; - AC	6 PK 1445

1.6 i

1599 ccm	70 kW	CDB;CDC	07.03 - 11.08	ALT	- AC	6 PK 1700
				ALT	+ AC	6 PK 2191

KA

1.2

1242 ccm	51 kW	FP4	10.08 -	ALT	- AC	4 PK 665
				ALT	+ AC	5 PK 1145
				CAM		ZRK 1469
				CAM		KT 1447

1.3 TDCi

1248 ccm	55 kW	FD4	10.08 -	ALT	- AC	6 PK 1185
				ALT	+ AC	6 PK 1310

KUGA I

2.5

2522 ccm	147 kW	HYDB	03.09 -	W-P; CAM		KT 1496 W1
----------	--------	------	---------	----------	--	------------

2.5 4x4

2522 ccm	147 kW	HYDB	03.09 -	AC-C		5 PK 850
				ALT		5 PK 890
				CAM		ZRK 1187
				CAM		KT 1496
				W-P; CAM		KT 1496 W1

2.0 TDCi

1997 ccm	100 kW	G6DG;UKDA	03.08 -	ALT		6 PK 1215
				CAM		ZRK 1452
				CAM	FROM: 05.10	ZRK 1592
				CAM		KT 1428
				CAM	FROM: 05.10	KT 1500
				W-P; CAM		KT 1428 W1

2.0 TDCi 4x4

1997 ccm	100 kW	G6DG;UKDA	03.08 -	ALT		6 PK 1215
				CAM		ZRK 1452
				CAM		ZRK 1592
				CAM		KT 1428
				CAM		KT 1500
				W-P; CAM		KT 1428 W1

2.0 TDCi

1997 ccm	103 kW	UFDA	03.10 -	ALT		6 PK 1215
				CAM		ZRK 1592
				CAM		KT 1500

2.0 TDCi 4x4

1997 ccm	103 kW	UFDA	03.10 -	ALT		6 PK 1215
				CAM		ZRK 1592
				CAM		KT 1500

2.0 TDCi 4x4

1997 ccm	120 kW	TXDA	03.10 -	ALT		6 PK 1215
				CAM		ZRK 1592
				CAM		KT 1500

MAVERICK (UDS, UNS)

2.4 i (UDS)

2389 ccm	85 kW	KA-24	09.96 - 04.98	ALT		AVX 10 x 900
----------	-------	-------	---------------	-----	--	--------------

2.4 i

2389 ccm	87 kW	KA-24	09.96 - 04.98	ALT		AVX 10 x 900
----------	-------	-------	---------------	-----	--	--------------



FORD

MAVERICK (UDS, UNS)

2.4 i

2389 ccm 91 kW KA24-E 02.93 - 08.96 ALT AVX 10 x 900

MAVERICK

2.0 16V

1989 ccm 91 kW YF 02.01 - ALT - AC 6 PK 1975
ALT + AC 6 PK 2100
CAM ZRK 1184

2.3 16V

2261 ccm 110 kW GZ 03.04 - ALT + AC 6 PK 2270

3.0 V6 24V

2967 ccm 145 kW AJ 02.01 - ALT 6 PK 2080
W-P UNTIL: 09.03 3 PK 685

MONDEO I (GBP)

1.6 i 16V

1597 ccm 65 kW L1J 07.94 - 08.96 ALT - AC 6 PK 1718
ALT FROM: 08.95; + AUTO-TM; + AC 6 PK 2080
ALT FROM: 08.95; + MAN-TM; + AC 6 PK 2100
ALT UNTIL: 08.95; + AC 6 PK 2080
CAM ZRK 1434
CAM KT 1011

1.6 i 16V

1597 ccm 66 kW L1F 02.93 - 08.96 ALT - AC 6 PK 1718
ALT FROM: 08.95; + AUTO-TM; + AC 6 PK 2080
ALT FROM: 08.95; + MAN-TM; + AC 6 PK 2100
ALT UNTIL: 08.95; + AC 6 PK 2080
CAM ZRK 1434
CAM KT 1011

1.8 i 16V

1796 ccm 82 kW RKB 07.94 - 08.96 ALT - AC 6 PK 1718
ALT FROM: 08.95; + AUTO-TM; + AC 6 PK 2080
ALT FROM: 08.95; + MAN-TM; + AC 6 PK 2100
ALT UNTIL: 08.95; + AC 6 PK 2080
CAM ZRK 1434
CAM KT 1011

1.8 i 16V

1796 ccm 85 kW RKA 02.93 - 08.96 ALT - AC 6 PK 1718
ALT FROM: 08.95; + AUTO-TM; + AC 6 PK 2080
ALT FROM: 08.95; + MAN-TM; + AC 6 PK 2100
ALT UNTIL: 08.95; + AC 6 PK 2080
CAM ZRK 1434
CAM KT 1011

1.8 i 16V 4x4

1796 ccm 85 kW RKA 02.93 - 08.96 ALT - AC 6 PK 1718
ALT FROM: 08.95; + AUTO-TM; + AC 6 PK 2080
ALT FROM: 08.95; + MAN-TM; + AC 6 PK 2100
ALT UNTIL: 08.95; + AC 6 PK 2080
CAM ZRK 1434
CAM KT 1011

2.0 i 16V

1988 ccm 97 kW NGA 12.94 - 08.96 ALT - AC 6 PK 1718
ALT FROM: 08.95; + AUTO-TM; + AC 6 PK 2080
ALT FROM: 08.95; + MAN-TM; + AC 6 PK 2100
ALT UNTIL: 08.95; + AC 6 PK 2080
CAM ZRK 1434
CAM KT 1011

2.0 i 16V 4x4

1988 ccm 97 kW NGA 12.94 - 08.96 ALT - AC 6 PK 1718
ALT FROM: 08.95; + AUTO-TM; + AC 6 PK 2080
ALT FROM: 08.95; + MAN-TM; + AC 6 PK 2100
ALT UNTIL: 08.95; + AC 6 PK 2080
CAM ZRK 1434
CAM KT 1011

2.0 i 16V

1988 ccm 100 kW NGA 02.93 - 08.96 ALT - AC 6 PK 1718
ALT FROM: 08.95; + AUTO-TM; + AC 6 PK 2080



FORD

MONDEO I (GBP)

2.0 i 16V

1988 ccm	100 kW	NGA	02.93 - 08.96	ALT	FROM: 08.95; + MAN-TM; + AC	6 PK 2100
				ALT	UNTIL: 08.95; + AC	6 PK 2080
				CAM		ZRK 1434
				CAM		KT 1011

2.5 i 24V

2544 ccm	125 kW	SEA	07.94 - 08.96	ALT	- AC	6 PK 1590
				ALT	+ AC	6 PK 1820
				W-P		3 PK 685

1.8 TD

1753 ccm	65 kW	RFM;RFN	06.93 - 08.96	AC-C		5 PK 886
				ALT		5 PK 870
				PS		5 PK 580
				CAM	FROM: 10.95	ZRK 1293
				CAM		ZRK 1000
				CAM	FROM: 10.95	KT 1036
				CAM	FROM: 10.95; OPT	KT 1213
				CAM	UNTIL: 09.95	KT 1006

1.8 TD

1753 ccm	66 kW	RFM;RFN	10.95 - 08.96	AC-C		5 PK 886
				ALT		5 PK 870
				PS		5 PK 580
				CAM		ZRK 1293
				CAM		KT 1036
				CAM		ZRK 1000
				CAM	OPT	KT 1213

MONDEO I Stufenheck (GBP)

1.6 i 16V

1597 ccm	65 kW	L1J	07.94 - 08.96	ALT	- AC	6 PK 1718
				ALT	FROM: 08.95; + AUTO-TM; + AC	6 PK 2080
				ALT	FROM: 08.95; + MAN-TM; + AC	6 PK 2100
				ALT	UNTIL: 08.95; + AC	6 PK 2080
				CAM		ZRK 1434
				CAM		KT 1011

1.6 i 16V

1597 ccm	66 kW	L1F	02.93 - 08.96	ALT	- AC	6 PK 1718
				ALT	FROM: 08.95; + AUTO-TM; + AC	6 PK 2080
				ALT	FROM: 08.95; + MAN-TM; + AC	6 PK 2100
				ALT	UNTIL: 08.95; + AC	6 PK 2080
				CAM		ZRK 1434
				CAM		KT 1011

1.8 i 16V

1796 ccm	82 kW	RKB	01.94 - 08.96	ALT	- AC	6 PK 1718
				ALT	FROM: 08.95; + AUTO-TM; + AC	6 PK 2080
				ALT	FROM: 08.95; + MAN-TM; + AC	6 PK 2100
				ALT	UNTIL: 08.95; + AC	6 PK 2080
				CAM		ZRK 1434
				CAM		KT 1011

1.8 i 16V

1796 ccm	85 kW	RKA	02.93 - 08.96	ALT	- AC	6 PK 1718
				ALT	FROM: 08.95; + AUTO-TM; + AC	6 PK 2080
				ALT	FROM: 08.95; + MAN-TM; + AC	6 PK 2100
				ALT	UNTIL: 08.95; + AC	6 PK 2080
				CAM		ZRK 1434
				CAM		KT 1011

1.8 4x4

1796 ccm	85 kW	RKA	02.93 - 08.96	ALT	- AC	6 PK 1718
				ALT	FROM: 08.95; + AUTO-TM; + AC	6 PK 2080
				ALT	FROM: 08.95; + MAN-TM; + AC	6 PK 2100
				ALT	UNTIL: 08.95; + AC	6 PK 2080

2.0 i 16V 4x4

1988 ccm	97 kW	NGA	12.94 - 08.96	ALT	- AC	6 PK 1718
				ALT	FROM: 08.95; + AUTO-TM; + AC	6 PK 2080
				ALT	FROM: 08.95; + MAN-TM; + AC	6 PK 2100
				ALT	UNTIL: 08.95; + AC	6 PK 2080
				CAM		ZRK 1434



FORD

MONDEO I Stufenheck (GBP)

2.0 i 16V 4x4

1988 ccm	97 kW	NGA	12.94 - 08.96	CAM		KT 1011
----------	-------	-----	---------------	-----	--	---------

2.0 i 16V

1988 ccm	100 kW	NGA	02.93 - 08.96	ALT	- AC	6 PK 1718
				ALT	FROM: 08.95; + AUTO-TM; + AC	6 PK 2080
				ALT	FROM: 08.95; + MAN-TM; + AC	6 PK 2100
				ALT	UNTIL: 08.95; + AC	6 PK 2080
				CAM		ZRK 1434
				CAM		KT 1011

2.5 i 24V

2544 ccm	125 kW	SEA	07.94 - 08.96	ALT	- AC	6 PK 1590
				ALT	+ AC	6 PK 1820
				W-P		3 PK 685

1.8 TD

1753 ccm	65 kW	RFM;RFN	06.93 - 08.96	AC-C		5 PK 886
				ALT		5 PK 870
				PS		5 PK 580
				CAM	FROM: 10.95	ZRK 1293
				CAM		ZRK 1000
				CAM	FROM: 10.95	KT 1036
				CAM	FROM: 10.95; OPT	KT 1213
				CAM	UNTIL: 09.95	KT 1006

1.8 TD

1753 ccm	66 kW	RFM;RFN	10.95 - 08.96	AC-C		5 PK 886
				ALT		5 PK 870
				PS		5 PK 580
				CAM		ZRK 1293
				CAM		KT 1036
				CAM		ZRK 1000
				CAM	OPT	KT 1213

MONDEO I Kombi (BNP)

1.6 i 16V

1597 ccm	65 kW	L1J	07.94 - 08.96	ALT	- AC	6 PK 1718
				ALT	FROM: 08.95; + AUTO-TM; + AC	6 PK 2080
				ALT	FROM: 08.95; + MAN-TM; + AC	6 PK 2100
				ALT	UNTIL: 08.95; + AC	6 PK 2080
				CAM		ZRK 1434
				CAM		KT 1011

1.6 i 16V

1597 ccm	66 kW	L1F	04.93 - 08.96	ALT	- AC	6 PK 1718
				ALT	FROM: 08.95; + AUTO-TM; + AC	6 PK 2080
				ALT	FROM: 08.95; + MAN-TM; + AC	6 PK 2100
				ALT	UNTIL: 08.95; + AC	6 PK 2080
				CAM		ZRK 1434
				CAM		KT 1011

1.8 i 16V

1796 ccm	82 kW	RKB	07.94 - 08.96	ALT	- AC	6 PK 1718
				ALT	FROM: 08.95; + AUTO-TM; + AC	6 PK 2080
				ALT	FROM: 08.95; + MAN-TM; + AC	6 PK 2100
				ALT	UNTIL: 08.95; + AC	6 PK 2080
				CAM		ZRK 1434
				CAM		KT 1011

1.8 i 16V

1796 ccm	85 kW	RKA	04.93 - 08.96	ALT	- AC	6 PK 1718
				ALT	FROM: 08.95; + AUTO-TM; + AC	6 PK 2080
				ALT	FROM: 08.95; + MAN-TM; + AC	6 PK 2100
				ALT	UNTIL: 08.95; + AC	6 PK 2080
				CAM		ZRK 1434
				CAM		KT 1011

1.8 i 16V 4x4

1796 ccm	85 kW	RKA	04.93 - 08.96	ALT	- AC	6 PK 1718
				ALT	FROM: 08.95; + AUTO-TM; + AC	6 PK 2080
				ALT	FROM: 08.95; + MAN-TM; + AC	6 PK 2100
				ALT	UNTIL: 08.95; + AC	6 PK 2080
				CAM		ZRK 1434
				CAM		KT 1011



FORD

MONDEO I Kombi (BNP)

2.0 i 16V

1988 ccm	97 kW	NGA	01.93 - 08.96	ALT	- AC	6 PK 1718
				ALT	FROM: 09.95; + AUTO-TM; + AC	6 PK 2080
				ALT	FROM: 09.95; + MAN-TM; + AC	6 PK 2100
				ALT	UNTIL: 08.95; + AC	6 PK 2080
				CAM		ZRK 1434
				CAM		KT 1011

2.0 i 16V 4x4

1988 ccm	97 kW	NGA	12.94 - 08.96	ALT	- AC	6 PK 1718
				ALT	FROM: 09.95; + AUTO-TM; + AC	6 PK 2080
				ALT	FROM: 09.95; + MAN-TM; + AC	6 PK 2100
				ALT	UNTIL: 08.95; + AC	6 PK 2080
				CAM		ZRK 1434
				CAM		KT 1011

2.0 i 16V

1988 ccm	100 kW	NGA	04.93 - 08.96	ALT	- AC	6 PK 1718
				ALT	FROM: 09.95; + AUTO-TM; + AC	6 PK 2080
				ALT	FROM: 09.95; + MAN-TM; + AC	6 PK 2100
				ALT	UNTIL: 08.95; + AC	6 PK 2080
				CAM		ZRK 1434
				CAM		KT 1011

2.0 i 16V 4x4

1988 ccm	100 kW	NGA	04.93 - 08.96	ALT	- AC	6 PK 1718
				ALT	FROM: 09.95; + AUTO-TM; + AC	6 PK 2080
				ALT	FROM: 09.95; + MAN-TM; + AC	6 PK 2100
				ALT	UNTIL: 08.95; + AC	6 PK 2080
				CAM		ZRK 1434
				CAM		KT 1011

2.5 i 24V

2544 ccm	125 kW	SEA	07.94 - 08.96	ALT	- AC	6 PK 1590
				ALT	+ AC	6 PK 1820
				W-P		3 PK 685

1.8 TD

1753 ccm	65 kW	RFM;RFN	06.93 - 08.96	AC-C		5 PK 886
				ALT		5 PK 870
				PS		5 PK 580
				CAM	FROM: 10.95	ZRK 1293
				CAM		ZRK 1000
				CAM	FROM: 10.95	KT 1036
				CAM	FROM: 10.95; OPT	KT 1213
				CAM	UNTIL: 09.95	KT 1006

1.8 TD

1753 ccm	66 kW	RFM;RFN	11.95 - 08.96	AC-C		5 PK 886
				ALT		5 PK 870
				PS		5 PK 580
				CAM		ZRK 1293
				CAM		KT 1036
				CAM		ZRK 1000
				CAM	OPT	KT 1213

MONDEO II (BAP)

1.6 i

1597 ccm	66 kW	L1J	09.96 - 11.00	ALT	FROM: 05.98; - AC	6 PK 1975
				ALT	FROM: 05.98; + AUTO-TM; + AC	6 PK 2100
				ALT	FROM: 05.98; + MAN-TM; + AC	6 PK 2120
				ALT	UNTIL: 05.98; - AC	6 PK 1718
				ALT	UNTIL: 05.98; + AUTO-TM; + AC	6 PK 2080
				ALT	UNTIL: 05.98; + MAN-TM; + AC	6 PK 2100
				CAM	FROM: 05.98	ZRK 1184
				CAM	UNTIL: 05.98	ZRK 1434
				CAM	FROM: 01.99	KT 1440
				CAM	FROM: 05.98; UNTIL: 01.99	KT 1529
				CAM	UNTIL: 05.98	KT 1011

1.6 i 16V

1597 ccm	70 kW	L1L;L1N;L1Q	05.98 - 11.00	ALT	- AC	6 PK 1975
				ALT	+ AUTO-TM; + AC	6 PK 2100
				ALT	+ MAN-TM; + AC	6 PK 2120



FORD

MONDEO II (BAP)

1.6 i 16V

1597 ccm	70 kW	L1L;L1N;L1Q	05.98 - 11.00	CAM		ZRK 1184
				CAM	UNTIL: 05.98	ZRK 1434
				CAM	FROM: 01.99	KT 1440
				CAM	UNTIL: 01.99	KT 1529

1.8 i

1796 ccm	85 kW	RKB;RKF;RKH;RKJ;RKK	09.96 - 11.00	ALT	FROM: 05.98; - AC	6 PK 1975
				ALT	FROM: 05.98; + AUTO-TM; + AC	6 PK 2100
				ALT	FROM: 05.98; + MAN-TM; + AC	6 PK 2120
				ALT	UNTIL: 05.98; - AC	6 PK 1718
				ALT	UNTIL: 05.98; + AUTO-TM; + AC	6 PK 2080
				ALT	UNTIL: 05.98; + MAN-TM; + AC	6 PK 2100
				CAM	FROM: 05.98	ZRK 1184
				CAM	UNTIL: 05.98	ZRK 1434
				CAM	FROM: 01.99	KT 1440
				CAM	FROM: 05.98; UNTIL: 01.99	KT 1529
				CAM	UNTIL: 05.98	KT 1011

2.0 i

1988 ccm	96 kW	NGA;NGB;NGC;NGD	09.96 - 11.00	ALT	FROM: 05.98; - AC	6 PK 1975
				ALT	FROM: 05.98; + AUTO-TM; + AC	6 PK 2100
				ALT	FROM: 05.98; + MAN-TM; + AC	6 PK 2120
				ALT	UNTIL: 05.98; - AC	6 PK 1718
				ALT	UNTIL: 05.98; + AUTO-TM; + AC	6 PK 2080
				ALT	UNTIL: 05.98; + MAN-TM; + AC	6 PK 2100
				CAM	FROM: 05.98	ZRK 1184
				CAM	UNTIL: 05.98	ZRK 1434
				CAM	FROM: 01.99	KT 1440
				CAM	FROM: 05.98; UNTIL: 01.99	KT 1529
				CAM	UNTIL: 05.98	KT 1011

2.5 24V

2495 ccm	125 kW	SEB;SEC	06.00 - 11.00	ALT	- AC	6 PK 1590
				ALT	+ AC	6 PK 1820
				W-P		3 PK 685

2.5 24V

2544 ccm	125 kW	SEA	09.96 - 11.00	ALT	- AC	6 PK 1590
				ALT	+ AC	6 PK 1820
				W-P		3 PK 685

2.5 ST 200

2495 ccm	151 kW	SGA	05.99 - 11.00	ALT	- AC	6 PK 1590
				ALT	+ AC	6 PK 1820
				W-P		3 PK 685

1.8 TD

1753 ccm	66 kW	RFN	09.96 - 11.00	AC-C		5 PK 886
				ALT		5 PK 870
				PS		5 PK 580
				CAM		ZRK 1293
				CAM		KT 1035
				CAM		ZRK 1000
				W-P; CAM		KT 1035 W3

MONDEO II Stufenheck (BFP)

1.6 i

1597 ccm	66 kW	L1J	09.96 - 11.00	ALT	FROM: 05.98; - AC	6 PK 1975
				ALT	FROM: 05.98; + AUTO-TM; + AC	6 PK 2100
				ALT	FROM: 05.98; + MAN-TM; + AC	6 PK 2120
				ALT	UNTIL: 05.98; - AC	6 PK 1718
				ALT	UNTIL: 05.98; + AUTO-TM; + AC	6 PK 2080
				ALT	UNTIL: 05.98; + MAN-TM; + AC	6 PK 2100
				CAM	FROM: 05.98	ZRK 1184
				CAM	UNTIL: 05.98	ZRK 1434
				CAM	FROM: 01.99	KT 1440
				CAM	FROM: 05.98; UNTIL: 01.99	KT 1529
				CAM	UNTIL: 05.98	KT 1011

1.6 i 16V

1597 ccm	70 kW	L1L;L1N;L1Q	05.98 - 11.00	ALT	- AC	6 PK 1975
				ALT	+ AUTO-TM; + AC	6 PK 2100
				ALT	+ MAN-TM; + AC	6 PK 2120



FORD

MONDEO II Stufenheck (BFP)

1.6 i 16V

1597 ccm	70 kW	L1L;L1N;L1Q	05.98 - 11.00	CAM		ZRK 1184
				CAM	UNTIL: 05.98	ZRK 1434
				CAM	FROM: 01.99	KT 1440
				CAM	UNTIL: 01.99	KT 1529

1.8 i

1796 ccm	85 kW	RKB;RKF;RKH;RKJ;RKK	09.96 - 11.00	ALT	FROM: 05.98; - AC	6 PK 1975
				ALT	FROM: 05.98; + AUTO-TM; + AC	6 PK 2100
				ALT	FROM: 05.98; + MAN-TM; + AC	6 PK 2120
				ALT	UNTIL: 05.98; - AC	6 PK 1718
				ALT	UNTIL: 05.98; + AUTO-TM; + AC	6 PK 2080
				ALT	UNTIL: 05.98; + MAN-TM; + AC	6 PK 2100
				CAM	FROM: 05.98	ZRK 1184
				CAM	UNTIL: 05.98	ZRK 1434
				CAM	FROM: 01.99	KT 1440
				CAM	FROM: 05.98; UNTIL: 01.99	KT 1529
				CAM	UNTIL: 05.98	KT 1011

2.0 i

1988 ccm	96 kW	NGA;NGB;NGC;NGD	09.96 - 11.00	ALT	FROM: 05.98; - AC	6 PK 1975
				ALT	FROM: 05.98; + AUTO-TM; + AC	6 PK 2100
				ALT	FROM: 05.98; + MAN-TM; + AC	6 PK 2120
				ALT	UNTIL: 05.98; - AC	6 PK 1718
				ALT	UNTIL: 05.98; + AUTO-TM; + AC	6 PK 2080
				ALT	UNTIL: 05.98; + MAN-TM; + AC	6 PK 2100
				CAM	FROM: 05.98	ZRK 1184
				CAM	UNTIL: 05.98	ZRK 1434
				CAM	FROM: 01.99	KT 1440
				CAM	FROM: 05.98; UNTIL: 01.99	KT 1529
				CAM	UNTIL: 05.98	KT 1011

2.5 24V

2495 ccm	125 kW	SEB;SEC	06.00 - 11.00	ALT	- AC	6 PK 1590
				ALT	+ AC	6 PK 1820
				W-P		3 PK 685

2.5 24V

2544 ccm	125 kW	SEA	09.96 - 11.00	ALT	- AC	6 PK 1590
				ALT	+ AC	6 PK 1820
				W-P		3 PK 685

2.5 ST 200

2495 ccm	151 kW	SGA	05.99 - 11.00	ALT	- AC	6 PK 1590
				ALT	+ AC	6 PK 1820
				W-P		3 PK 685

1.8 TD

1753 ccm	66 kW	RFN	09.96 - 11.00	AC-C		5 PK 886
				ALT		5 PK 870
				PS		5 PK 580
				CAM		ZRK 1293
				CAM		KT 1035
				CAM		ZRK 1000
				W-P; CAM		KT 1035 W3

MONDEO II Kombi (BNP)

1.6 i

1597 ccm	66 kW	L1J	09.96 - 11.00	ALT	FROM: 05.98; - AC	6 PK 1975
				ALT	FROM: 05.98; + AUTO-TM; + AC	6 PK 2100
				ALT	FROM: 05.98; + MAN-TM; + AC	6 PK 2120
				ALT	UNTIL: 05.98; - AC	6 PK 1718
				ALT	UNTIL: 05.98; + AUTO-TM; + AC	6 PK 2080
				ALT	UNTIL: 05.98; + MAN-TM; + AC	6 PK 2100
				CAM	FROM: 05.98	ZRK 1184
				CAM	UNTIL: 05.98	ZRK 1434
				CAM	FROM: 01.99	KT 1440
				CAM	FROM: 05.98; UNTIL: 01.99	KT 1529
				CAM	UNTIL: 05.98	KT 1011

1.6 i 16V

1597 ccm	70 kW	L1L;L1N;L1Q	05.98 - 11.00	ALT	- AC	6 PK 1975
				ALT	+ AUTO-TM; + AC	6 PK 2100
				ALT	+ MAN-TM; + AC	6 PK 2120



FORD

MONDEO II Kombi (BNP)

1.6 i 16V

1597 ccm	70 kW	L1L;L1N;L1Q	05.98 - 11.00	CAM		ZRK 1184
				CAM	UNTIL: 05.98	ZRK 1434
				CAM	FROM: 01.99	KT 1440
				CAM	UNTIL: 01.99	KT 1529

1.8 i

1796 ccm	85 kW	RKB;RKF;RKH;RKJ;RKK	09.96 - 11.00	ALT	FROM: 05.98; - AC	6 PK 1975
				ALT	FROM: 05.98; + AUTO-TM; + AC	6 PK 2100
				ALT	FROM: 05.98; + MAN-TM; + AC	6 PK 2120
				ALT	UNTIL: 05.98; - AC	6 PK 1718
				ALT	UNTIL: 05.98; + AUTO-TM; + AC	6 PK 2080
				ALT	UNTIL: 05.98; + MAN-TM; + AC	6 PK 2100
				CAM	FROM: 05.98	ZRK 1184
				CAM	UNTIL: 05.98	ZRK 1434
				CAM	FROM: 01.99	KT 1440
				CAM	FROM: 05.98; UNTIL: 01.99	KT 1529
				CAM	UNTIL: 05.98	KT 1011

2.0 i

1988 ccm	96 kW	NGA;NGB;NGC;NGD	09.96 - 11.00	ALT	FROM: 05.98; - AC	6 PK 1975
				ALT	FROM: 05.98; + AUTO-TM; + AC	6 PK 2100
				ALT	FROM: 05.98; + MAN-TM; + AC	6 PK 2120
				ALT	UNTIL: 05.98; - AC	6 PK 1718
				ALT	UNTIL: 05.98; + AUTO-TM; + AC	6 PK 2080
				ALT	UNTIL: 05.98; + MAN-TM; + AC	6 PK 2100
				CAM	FROM: 05.98	ZRK 1184
				CAM	UNTIL: 05.98	ZRK 1434
				CAM	FROM: 01.99	KT 1440
				CAM	FROM: 05.98; UNTIL: 01.99	KT 1529
				CAM	UNTIL: 05.98	KT 1011

2.5 24V

2495 ccm	125 kW	SEB;SEC	10.99 - 11.00	ALT	- AC	6 PK 1590
				ALT	+ AC	6 PK 1820
				W-P		3 PK 685

2.5 24V

2544 ccm	125 kW	SEA	09.96 - 11.00	ALT	- AC	6 PK 1590
				ALT	+ AC	6 PK 1820
				W-P		3 PK 685

2.5 ST 200

2495 ccm	151 kW	SGA	05.99 - 11.00	ALT	- AC	6 PK 1590
				ALT	+ AC	6 PK 1820
				W-P		3 PK 685

1.8 TD

1753 ccm	66 kW	RFN	09.96 - 11.00	AC-C		5 PK 886
				ALT		5 PK 870
				PS		5 PK 580
				CAM		ZRK 1293
				CAM		KT 1035
				CAM		ZRK 1000
				W-P; CAM		KT 1035 W3

MONDEO III (B5Y)

1.8 16V

1798 ccm	81 kW	CGBA;CGBB	11.00 - 08.07	ALT	FROM: 11.05	6 PK 2225
				ALT	UNTIL: 11.05	6 PK 2228

1.8 16V

1798 ccm	92 kW	CHBA;CHBB	11.00 - 08.07	ALT	FROM: 11.05	6 PK 2225
				ALT	UNTIL: 11.05	6 PK 2228

1.8 SCi

1798 ccm	96 kW	CFBA	06.03 - 08.07	ALT		6 PK 2228
----------	-------	------	---------------	-----	--	-----------

2.0 16V

1999 ccm	107 kW	CJBA;CJBB	11.00 - 08.07	ALT	FROM: 11.05	6 PK 2225
				ALT	UNTIL: 11.05	6 PK 2228

2.5 V6 24V

2495 ccm	125 kW	LCBD	11.00 - 08.07	ALT		6 PK 2075
				W-P	UNTIL: 10.03	3 PK 685

3.0 V6 24V

2967 ccm	150 kW	REBA	09.04 - 08.07	ALT		6 PK 2075
----------	--------	------	---------------	-----	--	-----------



FORD

MONDEO III (B5Y)

ST220							
2967 ccm	166 kW	MEBA	04.02 - 08.07	ALT			6 PK 2075
				W-P		UNTIL: 10.03	3 PK 685
2.0 16V DI / TDDi / TDCi							
1998 ccm	66 kW	D5BA;SDBA	11.00 - 08.07	ALT			6 PK 1642
				PS	AU		4 PK 735
				PS	FROM: 09.04; MTR-TYP: DI 2.0		4 EPK 711
2.0 16V TDDi / TDCi							
1998 ccm	85 kW	D6BA;HJBA;HJBB;HJBC	11.00 - 08.07	ALT			6 PK 1642
				PS	AU		4 PK 735
				PS	FROM: 09.04		4 EPK 711
2.0 TDCi							
1998 ccm	96 kW	FMBA;N7BA	10.01 - 08.07	ALT			6 PK 1642
				PS	AU		4 PK 735
				PS	FROM: 09.04		4 EPK 711
2.2 TDCi							
2198 ccm	114 kW	QJBA;QJBB	09.04 - 08.07	ALT			6 PK 1642
				PS			4 EPK 711

MONDEO III Stufenheck (B4Y)

1.8 16V							
1798 ccm	81 kW	CGBA;CGBB	11.00 - 08.07	ALT	FROM: 11.05		6 PK 2225
				ALT	UNTIL: 11.05		6 PK 2228
1.8 16V							
1798 ccm	92 kW	CHBA;CHBB	11.00 - 08.07	ALT	FROM: 11.05		6 PK 2225
				ALT	UNTIL: 11.05		6 PK 2228
1.8 SCi							
1798 ccm	96 kW	CFBA	06.03 - 08.07	ALT			6 PK 2228
2.0 16V							
1999 ccm	107 kW	CJBA;CJBB	11.00 - 08.07	ALT	FROM: 11.05		6 PK 2225
				ALT	UNTIL: 11.05		6 PK 2228
2.5 V6 24V							
2495 ccm	125 kW	LCBD	11.00 - 08.07	ALT			6 PK 2075
				W-P	UNTIL: 10.03		3 PK 685
3.0 V6 24V							
2967 ccm	150 kW	REBA	09.04 - 08.07	ALT			6 PK 2075
ST220							
2967 ccm	166 kW	MEBA	04.02 - 08.07	ALT			6 PK 2075
				W-P	UNTIL: 10.03		3 PK 685
2.0 16V DI / TDDi / TDCi							
1998 ccm	66 kW	D5BA;SDBA	11.00 - 08.07	ALT			6 PK 1642
				PS	AU		4 PK 735
				PS	FROM: 09.04; MTR-TYP: DI 2.0		4 EPK 711
2.0 16V TDDi / TDCi							
1998 ccm	85 kW	D6BA;HJBA;HJBB;HJBC	11.00 - 08.07	ALT			6 PK 1642
				PS	AU		4 PK 735
				PS	FROM: 09.04		4 EPK 711
2.0 TDCi							
1998 ccm	96 kW	FMBA;N7BA	10.01 - 08.07	ALT			6 PK 1642
				PS	AU		4 PK 735
				PS	FROM: 09.04		4 EPK 711
2.2 TDCi							
2198 ccm	114 kW	QJBA;QJBB	09.04 - 08.07	ALT			6 PK 1642
				PS			4 EPK 711

MONDEO III Kombi (BWY)

1.8 16V							
1798 ccm	81 kW	CGBA;CGBB	11.00 - 08.07	ALT	FROM: 11.05		6 PK 2225
				ALT	UNTIL: 11.05; + AC		6 PK 2228
1.8 16V							
1798 ccm	92 kW	CHBA;CHBB	11.00 - 08.07	ALT	FROM: 11.05		6 PK 2225
				ALT	UNTIL: 11.05; + AC		6 PK 2228
1.8 SCi							
1798 ccm	96 kW	CFBA	06.03 - 08.07	ALT			6 PK 2228
2.0 16V							
1999 ccm	107 kW	CJBA;CJBB	11.00 - 08.07	ALT	FROM: 11.05		6 PK 2225



FORD

MONDEO III Kombi (BWY)

2.0 16V

1999 ccm 107 kW CJBA;CJBB 11.00 - 08.07 ALT UNTIL: 11.05 6 PK 2228

2.5 V6 24V

2495 ccm 125 kW LCBD 11.00 - 08.07 ALT 6 PK 2075
W-P 3 PK 685

3.0 V6 24V

2967 ccm 150 kW REBA 09.04 - 08.07 ALT 6 PK 2075

ST220

2967 ccm 166 kW MEBA 04.02 - 08.07 ALT 6 PK 2075
W-P UNTIL: 10.03 3 PK 685

2.0 16V DI / TDDi / TDCi

1998 ccm 66 kW D5BA;SDBA 11.00 - 08.07 ALT 6 PK 1642
PS AU 4 PK 735
PS FROM: 09.04; MTR-TYP: DI 2.0 4 EPK 711

2.0 16V TDDi / TDCi

1998 ccm 85 kW D6BA;HJBA;HJBB;HJBC 11.00 - 08.07 ALT 6 PK 1642
PS AU 4 PK 735
PS FROM: 09.04 4 EPK 711

2.0 TDCi

1998 ccm 96 kW FMBA;N7BA 10.01 - 08.07 ALT 6 PK 1642
PS AU 4 PK 735
PS FROM: 09.04 4 EPK 711

2.2 TDCi

2198 ccm 114 kW QJBA;QJBB 09.04 - 08.07 ALT 6 PK 1642
PS 4 EPK 711

MONDEO IV

1.6 Ti

1596 ccm 81 kW RHBA 03.07 - ALT 6 EPK 1029
PS 5 EPK 694
CAM ZRK 1172
W-P; CAM KT 1446 W1

1.6 Ti

1596 ccm 88 kW 07.10 - W-P; CAM KT 1446 W1

1.6 Ti

1596 ccm 92 kW PNBA 03.07 - ALT 6 EPK 1029
PS 5 EPK 694
CAM ZRK 1172
W-P; CAM KT 1446 W1

2.0

1999 ccm 107 kW AOBA;AOBC;TBBA 03.07 - ALT 6 PK 2200

2.0 Flexifuel

1999 ccm 107 kW TBBA;TBBB 03.09 - ALT FROM: 12.08 6 PK 2200

2.3

2261 ccm 118 kW SEBA 07.07 - ALT 6 PK 2245

2.5

2521 ccm 162 kW HUBA 03.07 - CAM ZRK 1187
CAM KT 1496
W-P; CAM KT 1496 W1

1.8 TDCi

1753 ccm 74 kW FFBA 03.07 - ALT 6 PK 1685
CAM ZRK 1353
CAM KT 1319

1.8 TDCi

1753 ccm 92 kW KHBA;QYBA 06.07 - ALT 6 PK 1685

2.0 TDCi

1997 ccm 85 kW KLBA;LPBA;TYBA 11.07 - ALT 6 PK 1840
CAM ZRK 1452
CAM KT 1428
W-P; CAM KT 1428 W1

2.0 TDCi

1997 ccm 96 kW AZBA 03.07 - ALT 6 PK 1840
CAM ZRK 1452
CAM KT 1428
W-P; CAM KT 1428 W1



FORD

MONDEO IV

2.0 TDCi

1997 ccm	100 kW	AZBC;UKBA	03.07 -	CAM W-P; CAM	FROM: 03.10	ZRK 1592 KT 1428 W1
----------	--------	-----------	---------	-----------------	-------------	------------------------

2.0 TDCi

1997 ccm	103 kW	QXBA;QXBB;UFBA	03.07 -	ALT CAM CAM W-P; CAM		6 PK 1840 ZRK 1452 KT 1428 KT 1428 W1
----------	--------	----------------	---------	-------------------------------	--	--

2.0 TDCi

1997 ccm	120 kW	TXBA	03.10 -	ALT CAM CAM		6 PK 1840 ZRK 1592 KT 1500
----------	--------	------	---------	-------------------	--	----------------------------------

2.2 TDCi

2179 ccm	129 kW	Q4BA	03.08 -	ALT CAM		6 PK 1748 ZRK 1575
----------	--------	------	---------	------------	--	-----------------------

2.2 TDCi

2179 ccm	147 kW	KNBA	07.10 -	CAM		ZRK 1575
----------	--------	------	---------	-----	--	----------

MONDEO IV Stufenheck

1.6 Ti

1596 ccm	92 kW	PNBA	03.07 -	W-P; CAM		KT 1446 W1
----------	-------	------	---------	----------	--	------------

2.0

1999 ccm	107 kW	AOBA;AOBC;TBBA	03.07 -	ALT		6 PK 2200
----------	--------	----------------	---------	-----	--	-----------

2.0 Flexifuel

1999 ccm	107 kW	TBBA;TBBA	03.09 -	ALT	FROM: 12.08	6 PK 2200
----------	--------	-----------	---------	-----	-------------	-----------

2.3

2261 ccm	118 kW	SEBA	07.07 -	ALT		6 PK 2245
----------	--------	------	---------	-----	--	-----------

2.5

2521 ccm	162 kW	HUBA	03.07 -	CAM CAM W-P; CAM		ZRK 1187 KT 1496 KT 1496 W1
----------	--------	------	---------	------------------------	--	-----------------------------------

1.8 TDCi

1753 ccm	74 kW	FFBA	03.07 -	ALT		6 PK 1685
----------	-------	------	---------	-----	--	-----------

1.8 TDCi

1753 ccm	92 kW	KHBA;QYBA	06.07 -	ALT		6 PK 1685
----------	-------	-----------	---------	-----	--	-----------

2.0 TDCi

1997 ccm	85 kW	KLBA;LPBA;TYBA	11.07 -	ALT CAM CAM W-P; CAM		6 PK 1840 ZRK 1452 KT 1428 KT 1428 W1
----------	-------	----------------	---------	-------------------------------	--	--

2.0 TDCi

1997 ccm	96 kW	AZBA	03.07 -	ALT CAM CAM W-P; CAM		6 PK 1840 ZRK 1452 KT 1428 KT 1428 W1
----------	-------	------	---------	-------------------------------	--	--

2.0 TDCi

1997 ccm	103 kW	QXBA;QXBB;UFBA	03.07 -	ALT CAM CAM W-P; CAM		6 PK 1840 ZRK 1452 KT 1428 KT 1428 W1
----------	--------	----------------	---------	-------------------------------	--	--

2.0 TDCi

1997 ccm	120 kW	TXBA	03.10 -	CAM CAM		ZRK 1592 KT 1500
----------	--------	------	---------	------------	--	---------------------

2.2 TDCi

2179 ccm	129 kW	Q4BA	03.08 -	ALT CAM		6 PK 1748 ZRK 1575
----------	--------	------	---------	------------	--	-----------------------

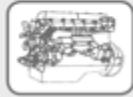
MONDEO IV Turnier

1.6 Ti

1596 ccm	81 kW	RHBA	03.07 -	ALT PS CAM W-P; CAM		6 EPK 1029 5 EPK 694 ZRK 1172 KT 1446 W1
----------	-------	------	---------	------------------------------	--	---

1.6 Ti

1596 ccm	88 kW		07.10 -	W-P; CAM	MTR-CODE: C 16 HDEZ	KT 1446 W1
----------	-------	--	---------	----------	---------------------	------------



FORD

MONDEO IV Turnier

1.6 Ti

1596 ccm	92 kW	PNBA	03.07 -	ALT PS CAM W-P; CAM		6 EPK 1029 5 EPK 694 ZRK 1172 KT 1446 W1
----------	-------	------	---------	------------------------------	--	---

2.0

1999 ccm	107 kW	AOBA;AOBC;TBBA	03.07 -	ALT		6 PK 2200
----------	--------	----------------	---------	-----	--	-----------

2.0 Flexifuel

1999 ccm	107 kW	TBBA;TBBA	03.09 -	ALT	FROM: 12.08	6 PK 2200
----------	--------	-----------	---------	-----	-------------	-----------

2.3

2261 ccm	118 kW	SEBA	07.07 -	ALT		6 PK 2245
----------	--------	------	---------	-----	--	-----------

2.5

2521 ccm	162 kW	HUBA	03.07 -	CAM CAM W-P; CAM		ZRK 1187 KT 1496 KT 1496 W1
----------	--------	------	---------	------------------------	--	-----------------------------------

1.8 TDCi

1753 ccm	74 kW	FFBA	03.07 -	ALT CAM CAM		6 PK 1685 ZRK 1353 KT 1319
----------	-------	------	---------	-------------------	--	----------------------------------

1.8 TDCi

1753 ccm	92 kW	KHBA;QYBA	06.07 -	ALT		6 PK 1685
----------	-------	-----------	---------	-----	--	-----------

2.0 TDCi

1997 ccm	85 kW	KLBA;LPBA;TYBA	11.07 -	ALT CAM CAM W-P; CAM		6 PK 1840 ZRK 1452 KT 1428 KT 1428 W1
----------	-------	----------------	---------	-------------------------------	--	--

2.0 TDCi

1997 ccm	96 kW	AZBA	03.07 -	ALT CAM CAM W-P; CAM		6 PK 1840 ZRK 1452 KT 1428 KT 1428 W1
----------	-------	------	---------	-------------------------------	--	--

2.0 TDCi

1997 ccm	100 kW	AZBC;UKBA	03.07 -	W-P; CAM		KT 1428 W1
----------	--------	-----------	---------	----------	--	------------

2.0 TDCi

1997 ccm	103 kW	QXBA;QXBB;UFBA	03.07 -	ALT CAM CAM W-P; CAM	MTR-CODE: C20DD0X	6 PK 1840 ZRK 1452 KT 1428 KT 1428 W1
----------	--------	----------------	---------	-------------------------------	-------------------	--

2.0 TDCi

1997 ccm	120 kW	TXBA	03.10 -	ALT CAM CAM		6 PK 1840 ZRK 1592 KT 1500
----------	--------	------	---------	-------------------	--	----------------------------------

2.2 TDCi

2179 ccm	129 kW	Q4BA	03.08 -	ALT CAM		6 PK 1748 ZRK 1575
----------	--------	------	---------	------------	--	-----------------------

2.2 TDCi

2179 ccm	147 kW	KNBA	07.10 -	CAM		ZRK 1575
----------	--------	------	---------	-----	--	----------

PUMA (EC_)

1.4 16V

1388 ccm	66 kW	FHD;FHF	11.97 - 10.00	ALT	- AC; - PS	6 PK 1185
				ALT	+ AC; - PS	6 PK 1775
				ALT	+ AC; + PS	6 PK 1930
				ALT	+ PS; - AC	6 PK 1765
				CAM		ZRK 1172
				CAM	FROM: 05.98	KT 1297
		W-P; CAM		KT 1297 W1		

1.6 16V

1596 ccm	76 kW	L1W	08.00 - 06.02	ALT	- AC	6 PK 1765
				ALT	+ AC	6 PK 1930
				CAM		ZRK 1172
				CAM		KT 1297
				W-P; CAM		KT 1297 W1

1.7 16V

1679 ccm	92 kW	MHA;MHB	03.97 - 06.02	ALT	- AC	6 PK 1751
				ALT	+ AC	6 PK 1930



FORD

PUMA (EC_)

1.7 16V

1679 ccm	92 kW	MHA;MHB	03.97 - 06.02	CAM		ZRK 1172
----------	-------	---------	---------------	-----	--	----------

ST 160

1679 ccm	118 kW		06.99 - 06.02	ALT	- AC	6 PK 1751
				ALT	+ AC	6 PK 1930

RANGER (TU_)

2.2

2184 ccm	78 kW		03.02 - 09.05	CAM		ZRK 1168
				CAM		KT 1165

SCORPIO II (GFR, GGR)

2.0 i

1998 ccm	85 kW	NSD	10.94 - 08.98	ALT	+ AC	6 PK 1900
----------	-------	-----	---------------	-----	------	-----------

2.0 i 16V

1998 ccm	100 kW	N3A	10.94 - 08.98	ALT	+ AC	6 PK 1900
----------	--------	-----	---------------	-----	------	-----------

2.3 i 16V

2295 ccm	108 kW	Y5A	06.96 - 08.98	ALT	+ AUTO-TM	6 PK 1900
				ALT	+ MAN-TM; + AC	6 PK 2040

2.9 i

2933 ccm	110 kW	BRG	02.95 - 08.98	AC-C		4 PK 1015
				ALT		6 PK 1413

2.9 i 24V

2933 ccm	152 kW	BOB	10.94 - 08.98	AC-C		4 PK 1015
				ALT		6 PK 1413

2.5 TD

2500 ccm	85 kW	SCC	10.94 - 08.98	VAC-P		AVX 10 x 690
----------	-------	-----	---------------	-------	--	--------------

SCORPIO II Kombi (GMR, GGR)

2.0 i

1998 ccm	85 kW	NSD	10.94 - 08.98	ALT	+ AC	6 PK 1900
----------	-------	-----	---------------	-----	------	-----------

2.0 i 16V

1998 ccm	100 kW	N3A	10.94 - 08.98	ALT	+ AC	6 PK 1900
----------	--------	-----	---------------	-----	------	-----------

2.3 i 16V

2295 ccm	108 kW	Y5A	06.96 - 08.98	ALT	+ AUTO-TM	6 PK 1900
				ALT	+ MAN-TM; + AC	6 PK 2040

2.9 i

2933 ccm	110 kW	BRG	02.95 - 08.98	AC-C		4 PK 1015
				ALT		6 PK 1413

2.9 i 24V

2933 ccm	152 kW	BOB	10.94 - 08.98	ALT	MTR-CODE: OHV	AVX 11,9 x 806
				AC-C		4 PK 1015
				ALT		6 PK 1413

2.5 TD

2500 ccm	85 kW	SCC	10.94 - 08.98	VAC-P		AVX 10 x 690
----------	-------	-----	---------------	-------	--	--------------

S-MAX

2.0

1999 ccm	107 kW	AOWA;AOWB	05.06 -	ALT		6 PK 2200
----------	--------	-----------	---------	-----	--	-----------

2.0 Flexifuel

1999 ccm	107 kW	TBWA;TBWB	05.06 -	ALT	FROM: 12.08	6 PK 2200
----------	--------	-----------	---------	-----	-------------	-----------

2.3

2261 ccm	118 kW	SEWA	07.07 -	ALT		6 PK 2245
----------	--------	------	---------	-----	--	-----------

2.5 ST

2521 ccm	162 kW	HUWA	05.06 -	CAM		ZRK 1187
				CAM		KT 1496
				W-P; CAM		KT 1496 W1

1.8 TDCi

1753 ccm	74 kW	FFWA	01.07 -	ALT		6 PK 1685
----------	-------	------	---------	-----	--	-----------

1.8 TDCi

1753 ccm	92 kW	QYWA	05.06 -	ALT		6 PK 1685
				CAM		ZRK 1353

2.0 TDCi

1997 ccm	85 kW	KLWA;TYWA	11.07 -	ALT		6 PK 1205
				CAM		ZRK 1452
				CAM		KT 1428
				W-P; CAM		KT 1428 W1



FORD

S-MAX

2.0 TDCi

1997 ccm	96 kW	AZWA	05.06 -	ALT W-P; CAM W-P; CAM W-P; CAM		6 PK 1205 ZRK 1452 KT 1428 KT 1428 W1
----------	-------	------	---------	---	--	--

2.0 TDCi

1997 ccm	100 kW	AZWC;UKWA	05.06 -	W-P; CAM		KT 1428 W1
----------	--------	-----------	---------	----------	--	------------

2.0 TDCi

1997 ccm	103 kW	QXWA;QXWB;QXWC;UFWA	05.06 -	ALT CAM W-P; CAM CAM W-P; CAM W-P; CAM	FROM: 03.10 FROM: 03.10	6 PK 1205 ZRK 1592 ZRK 1452 KT 1500 KT 1428 KT 1428 W1
----------	--------	---------------------	---------	---	----------------------------	---

2.0 TDCi

1997 ccm	120 kW	TXWA	03.10 -	CAM CAM		ZRK 1592 KT 1500
----------	--------	------	---------	------------	--	---------------------

2.2 TDCi

2179 ccm	129 kW	Q4WA	03.08 -	ALT CAM		6 PK 1748 ZRK 1575
----------	--------	------	---------	------------	--	-----------------------

2.2 TDCi

2179 ccm	147 kW	KNWA	07.10 -	CAM		ZRK 1575
----------	--------	------	---------	-----	--	----------

STREET KA

1.6

1599 ccm	70 kW	CDRA;CDRB	05.03 - 07.05	ALT ALT	- AC + AC	6 PK 1700 6 PK 2191
----------	-------	-----------	---------------	------------	--------------	------------------------

FORD AUSTRALIA

COUGAR Coupe (SW, SX)

2.5

2495 ccm	125 kW		10.99 -	ALT ALT ALT	+ AC; + PS + AC; + PS	3 PK 690 6 PK 1590 6 PK 1815
----------	--------	--	---------	-------------------	--------------------------	------------------------------------

ESCAPE (BA, ZA, ZB, ZC, ZD)

3.0 Allrad

2967 ccm	149 kW	AJ	03.01 -	ALT		6 PK 2100
----------	--------	----	---------	-----	--	-----------

EXPLORER (U_)

4.0

3998 ccm	150 kW	99X	10.99 - 10.01	ALT ALT	- AC + AC	6 PK 2065 6 PK 2176
----------	--------	-----	---------------	------------	--------------	------------------------

4.0

4011 ccm	152 kW		09.96 - 10.01	ALT		6 PK 2240 6 PK 2225
----------	--------	--	---------------	-----	--	------------------------

4.6

4601 ccm	178 kW		11.01 - 01.08	ALT		6 PK 2550
----------	--------	--	---------------	-----	--	-----------

F150 Pick-up

4.9

4917 ccm	106 kW		10.92 - 09.96	ALT ALT	- AC + AC	6 PK 2465 6 PK 2490
----------	--------	--	---------------	------------	--------------	------------------------

4.9

4917 ccm	110 kW		10.91 - 09.96	ALT ALT	- AC + AC	6 PK 2465 6 PK 2490
----------	--------	--	---------------	------------	--------------	------------------------

4.9 V8

4942 ccm	136 kW		10.91 - 09.96	ALT ALT	- AC + AC	6 PK 2465 6 PK 2490
----------	--------	--	---------------	------------	--------------	------------------------

4.9 V8 Allrad

4942 ccm	136 kW		10.91 - 09.96	ALT ALT	- AC + AC	6 PK 2465 6 PK 2490
----------	--------	--	---------------	------------	--------------	------------------------

5.8 V8

5766 ccm	149 kW		10.91 - 09.96	ALT ALT		6 PK 2373 6 PK 2390
----------	--------	--	---------------	------------	--	------------------------

5.8 V8 Allrad

5766 ccm	149 kW		10.91 - 09.96	ALT		6 PK 2373
----------	--------	--	---------------	-----	--	-----------



FORD AUSTRALIA

F150 Pick-up

5.8 V8 Allrad

5766 ccm 149 kW 10.91 - 09.96 ALT 6 PK 2390

F150 Pick-up

4.2

4192 ccm 148 kW 10.96 - 11.03 ALT OE-NO.: 6PUL; - AC 6 PK 2115
ALT OE-NO.: 7PUL; - AC 6 PK 2460
ALT OE-NO.: 7PUL; + AC 6 PK 2270

4.2

4192 ccm 150 kW 05.97 - 08.98 ALT OE-NO.: 6PUL; - AC 6 PK 2115
ALT OE-NO.: 7PUL; - AC 6 PK 2460
ALT OE-NO.: 7PUL; + AC 6 PK 2270

F150 Pick-up

4.2

4192 ccm 157 kW 10.03 - 09.07 ALT - AC 6 PK 2460

4.2 Allrad

4192 ccm 157 kW 10.03 - 09.07 ALT - AC 6 PK 2460

F150 Pick-up

4.2 Allrad

4192 ccm 157 kW 10.07 - ALT - AC 6 PK 2460

F250 Pick-up

4.9

4917 ccm 106 kW 10.92 - 09.96 ALT 6 PK 2100
ALT - AC 6 PK 2465
ALT + AC 6 PK 2490

4.9

4917 ccm 110 kW 10.91 - 09.96 ALT 6 PK 2100
ALT - AC 6 PK 2465
ALT + AC 6 PK 2490

4.9 V8

4942 ccm 136 kW 10.91 - 09.96 ALT 6 PK 2100

4.9 V8 Allrad

4942 ccm 136 kW 10.91 - 09.96 ALT 6 PK 2100

F250 Pick-up

5.4 V8 Allrad

5403 ccm 185 kW 10.96 - 11.03 ALT 6 PK 2510

5.4 V8

5403 ccm 191 kW 10.96 - 11.03 ALT 6 PK 2510

5.4 V8 Allrad

5403 ccm 191 kW 10.96 - 11.03 ALT 6 PK 2510

F250 Pick-up

5.4 V8

5403 ccm 194 kW 10.03 - 09.07 ALT 6 PK 2510

5.4 V8 Allrad

5403 ccm 194 kW 10.03 - 09.07 ALT 6 PK 2510

F250 Pick-up

5.4 V8

5403 ccm 221 kW 10.07 - ALT 6 PK 2510

5.4 V8 Allrad

5403 ccm 221 kW 10.07 - ALT 6 PK 2510

F350 Pick-up

4.9 V8

4942 ccm 136 kW 10.91 - 09.96 ALT 6 PK 2510
ALT - AC 6 PK 2465
ALT + AC 6 PK 2490

4.9 V8 Allrad

4942 ccm 136 kW 10.91 - 09.96 ALT 6 PK 2510
ALT - AC 6 PK 2465
ALT + AC 6 PK 2490

7.5 V8

7539 ccm 177 kW 10.91 - 09.96 ALT MTR-CODE: 96G; AMP: 130; MOD: 3F35G;5W35G 6 PK 1285
ALT MTR-CODE: 96G; AMP: 60; MOD: 3F35G;5W35G 6 PK 1265



FORD AUSTRALIA

F350 Pick-up

7.5 V8

7539 ccm	177 kW	10.91 - 09.96	FAN	+ AC; + PS	6 PK 1740
			FAN	+ PS; - AC	6 PK 1718

7.5 V8 Allrad

7539 ccm	177 kW	10.91 - 09.96	ALT	MTR-CODE: 96G; AMP: 130; MOD: 6W36G	6 PK 1285
			ALT	MTR-CODE: 96G; AMP: 60; MOD: 6W36G	6 PK 1265
			FAN	+ AC; + PS	6 PK 1740
			FAN	+ PS; - AC	6 PK 1718

F350 Pick-up

5.4 V8

5403 ccm	191 kW	10.96 - 11.03	ALT		6 PK 2510
----------	--------	---------------	-----	--	-----------

5.4 V8 Allrad

5403 ccm	191 kW	10.96 - 11.03	ALT		6 PK 2510
----------	--------	---------------	-----	--	-----------

F350 Pick-up

5.4 V8 Allrad

5403 ccm	194 kW	10.03 - 09.07	ALT		6 PK 2510
----------	--------	---------------	-----	--	-----------

F350 Pick-up

5.4 V8

5403 ccm	221 kW	10.07 -	ALT		6 PK 2510
----------	--------	---------	-----	--	-----------

5.4 V8 Allrad

5403 ccm	221 kW	10.07 -	ALT		6 PK 2510
----------	--------	---------	-----	--	-----------

FAIRLANE Stufenheck (AU)

4.0 MPFi

3984 ccm	157 kW	03.99 - 12.02	ALT	MTR-TYP: NOT VCT	6 PK 2373
			ALT	MTR-TYP: VCT	6 PK 2510

4.0 MPFi

3984 ccm	168 kW	03.99 - 12.02	ALT	MTR-TYP: NOT VCT	6 PK 2373
			ALT	MTR-TYP: VCT	6 PK 2510

5.0 MPFi V8

4942 ccm	175 kW	03.99 - 12.02	ALT		6 PK 2415
----------	--------	---------------	-----	--	-----------

FAIRLANE Stufenheck (BA)

4.0 MPFi

3984 ccm	182 kW	BARRA 182	07.03 - 09.05	ALT	6 PK 2218
----------	--------	-----------	---------------	-----	-----------

5.4 MPFi V8

5408 ccm	220 kW	BARRA 220	07.03 - 09.05	ALT	6 PK 2535
----------	--------	-----------	---------------	-----	-----------

FAIRLANE Stufenheck (BF)

4.0 MPFi

3984 ccm	190 kW	BARRA 190	10.05 -	ALT	6 PK 2230
----------	--------	-----------	---------	-----	-----------

5.4 MPFi V8

5408 ccm	230 kW		10.05 -	ALT	6 PK 2535
----------	--------	--	---------	-----	-----------

FAIRLANE Stufenheck (NC)

4.9 Efi V8

4942 ccm	165 kW		07.91 - 03.95	ALT	6 PK 2690
----------	--------	--	---------------	-----	-----------

FAIRLANE Stufenheck (NF)

4.0 MPFi

3984 ccm	164 kW		10.95 - 09.96	ALT	- AC
				ALT	+ AC

4.0 MPFi

3986 ccm	157 kW		03.95 - 09.96	ALT	- AC
				ALT	+ AC

4.9 Efi V8

4942 ccm	165 kW		03.95 - 09.96	ALT	6 PK 2690
----------	--------	--	---------------	-----	-----------

FAIRLANE Stufenheck (NL)

4.0 MPFi

3984 ccm	164 kW		09.96 - 02.99	ALT	- AC
				ALT	+ AC

4.9 Efi V8

4942 ccm	165 kW		09.96 - 02.99	ALT	6 PK 2690
----------	--------	--	---------------	-----	-----------

4.9 Efi V8 Tickford

4942 ccm	195 kW		05.98 - 12.98	ALT	6 PK 2690
----------	--------	--	---------------	-----	-----------



FORD AUSTRALIA

FAIRMONT Stufenheck (EF)

5.0 Efi V8

4942 ccm	165 kW	MNG	08.94 - 09.96	ALT		6 PK 2690
----------	--------	-----	---------------	-----	--	-----------

FAIRMONT Kombi (EF)

5.0

4942 ccm	165 kW	MNG	08.94 - 09.96	ALT		6 PK 2690
----------	--------	-----	---------------	-----	--	-----------

FAIRMONT Stufenheck (EL)

4.0

3984 ccm	157 kW		09.96 - 08.98	ALT		6 PK 2373
----------	--------	--	---------------	-----	--	-----------

5.0

4942 ccm	165 kW	MNG	09.96 - 08.98	ALT		6 PK 2690
----------	--------	-----	---------------	-----	--	-----------

FAIRMONT Kombi (EL)

4.0 MPFi

3984 ccm	157 kW		09.96 - 08.98	ALT		6 PK 2373
----------	--------	--	---------------	-----	--	-----------

FAIRMONT Stufenheck (AU)

4.0 i

3984 ccm	157 kW		09.98 - 09.02	ALT	MTR-TYP: NOT VCT	6 PK 2373
				ALT	MTR-TYP: VCT	6 PK 2510

4.0 i

3984 ccm	164 kW		09.98 - 03.00	ALT	MTR-TYP: NOT VCT	6 PK 2373
				ALT	MTR-TYP: VCT	6 PK 2510

4.0 i

3984 ccm	172 kW		04.00 - 09.02	ALT	MTR-TYP: NOT VCT	6 PK 2373
				ALT	MTR-TYP: VCT	6 PK 2510

5.0 i V8

4942 ccm	175 kW		09.98 - 09.02	ALT		6 PK 2415
----------	--------	--	---------------	-----	--	-----------

FAIRMONT Kombi (AU)

4.0 i

3984 ccm	157 kW		09.98 - 09.02	ALT	MTR-TYP: NOT VCT	6 PK 2373
				ALT	MTR-TYP: VCT	6 PK 2510

4.0 LPG

3984 ccm	164 kW		09.98 - 03.00	ALT	MTR-TYP: NOT VCT	6 PK 2373
				ALT	MTR-TYP: VCT	6 PK 2510

4.0 i

3984 ccm	172 kW		04.00 - 09.02	ALT	MTR-TYP: NOT VCT	6 PK 2373
				ALT	MTR-TYP: VCT	6 PK 2510

5.0

4942 ccm	175 kW		08.98 - 09.02	ALT		6 PK 2415
----------	--------	--	---------------	-----	--	-----------

FAIRMONT Stufenheck (BA)

4.0 i

3984 ccm	182 kW	BARRA 182	09.02 - 09.05	ALT		6 PK 2218
----------	--------	-----------	---------------	-----	--	-----------

5.4 i V8

5408 ccm	220 kW	BARRA 220	09.02 - 09.05	ALT		6 PK 2535
----------	--------	-----------	---------------	-----	--	-----------

FAIRMONT Stufenheck (BF)

4.0 i

3984 ccm	190 kW	BARRA 190	10.05 - 04.08	ALT		6 PK 2230
----------	--------	-----------	---------------	-----	--	-----------

4.0 i Turbo

3984 ccm	245 kW	BARRA 245T	10.05 - 04.08	ALT		6 PK 2230
----------	--------	------------	---------------	-----	--	-----------

5.4 i V8

5408 ccm	230 kW		10.05 - 04.08	ALT		6 PK 2535
----------	--------	--	---------------	-----	--	-----------

FALCON Stufenheck (EF)

4.0 MPFi XR6

3984 ccm	164 kW		08.94 - 09.96	ALT		6 PK 2373
----------	--------	--	---------------	-----	--	-----------

4.0 MPFi

3984 ccm	157 kW	YTR	08.94 - 09.96	ALT		6 PK 2373
----------	--------	-----	---------------	-----	--	-----------

4.0 MPFi

3984 ccm	162 kW		10.95 - 09.96	ALT		6 PK 2373
----------	--------	--	---------------	-----	--	-----------

5.0 Efi V8 (Inc XR8)

4942 ccm	165 kW	MNG	08.94 - 09.96	ALT		6 PK 2690
----------	--------	-----	---------------	-----	--	-----------

5.0 Efi V8 XR8

4942 ccm	170 kW		08.94 - 09.96	ALT		6 PK 2690
----------	--------	--	---------------	-----	--	-----------



FORD AUSTRALIA

FALCON Kombi (EF)

4.0 MPFi XR6

3984 ccm 164 kW 08.94 - 09.96 ALT 6 PK 2373

4.0 MPFi

3984 ccm 157 kW YTR 08.94 - 09.96 ALT 6 PK 2373

5.0 Efi V8

4942 ccm 165 kW MNG 08.94 - 09.96 ALT 6 PK 2690

FALCON Stufenheck (EL)

4.0 MPFi

3984 ccm 157 kW YTR 09.96 - 08.98 ALT 6 PK 2373

4.0 MPFi

3984 ccm 162 kW YTR 09.96 - 08.98 ALT 6 PK 2373

4.0 MPFi XR6

3984 ccm 164 kW YTR 09.96 - 08.98 ALT 6 PK 2373

5.0 Efi V8

4942 ccm 165 kW MNG 09.96 - 08.98 ALT 6 PK 2690

5.0 Efi V8 XR8

4942 ccm 170 kW 09.96 - 12.96 ALT 6 PK 2690

5.0 Efi V8 XR8

4942 ccm 185 kW 01.97 - 08.98 ALT 6 PK 2690

5.0 Efi V GT

4942 ccm 200 kW 09.96 - 08.98 ALT 6 PK 2690

FALCON Kombi (EL)

4.0 MPFi

3984 ccm 157 kW YTR 09.96 - 08.98 ALT 6 PK 2373

5.0 Efi V8

4942 ccm 165 kW MNG 09.96 - 08.98 ALT 6 PK 2690

FALCON Stufenheck (AU)

4.0 i

3984 ccm 157 kW YTR 09.98 - 09.02 ALT MTR-TYP: NOT VCT 6 PK 2373
ALT MTR-TYP: VCT 6 PK 2510

4.0 i XR6

3984 ccm 164 kW 09.98 - 03.00 ALT MTR-TYP: NOT VCT 6 PK 2373
ALT MTR-TYP: VCT 6 PK 2510

4.0 i XR6

3984 ccm 172 kW 04.00 - 09.02 ALT MTR-TYP: NOT VCT 6 PK 2373
ALT MTR-TYP: VCT 6 PK 2510

5.0 i V8

4942 ccm 175 kW MNJ 09.98 - 09.02 ALT 6 PK 2415

5.0 i V8 XR8

4942 ccm 185 kW 09.98 - 04.00 ALT 6 PK 2415

5.0 i V8 XR8

4942 ccm 200 kW 04.00 - 04.01 ALT 6 PK 2415

5.0 i V8 XR8

4942 ccm 220 kW 05.01 - 09.02 ALT 6 PK 2415

5.6 i V8 XR8 Pursuit

5605 ccm 250 kW 03.02 - 09.02 ALT 6 PK 2415

FALCON Pick-up (AU)

4.0 i

3984 ccm 157 kW YTR 06.99 - 09.02 ALT MTR-TYP: NOT VCT 6 PK 2373
ALT MTR-TYP: VCT 6 PK 2510

4.0 i XR6

3984 ccm 164 kW 07.99 - 09.02 ALT MTR-TYP: NOT VCT 6 PK 2373
ALT MTR-TYP: VCT 6 PK 2510

4.0 i XR6

3984 ccm 172 kW 04.02 - 09.02 ALT MTR-TYP: NOT VCT 6 PK 2373
ALT MTR-TYP: VCT 6 PK 2510

5.0 i V8

4942 ccm 175 kW MNJ 09.98 - 03.00 ALT 6 PK 2415

5.0 i V8 XR8

4942 ccm 185 kW 07.99 - 02.01 ALT 6 PK 2415

5.0 i V8 XR8

4942 ccm 200 kW 04.00 - 09.02 ALT 6 PK 2415



FORD AUSTRALIA

FALCON Pick-up (AU)

5.6 i V8 XR8 Pursuit

5605 ccm	250 kW		03.02 - 09.02	ALT	6 PK 2415
----------	--------	--	---------------	-----	-----------

FALCON Stufenheck (BA)

4.0 LPG

3984 ccm	156 kW	BARRA 156	09.02 - 09.05	ALT	6 PK 2218
----------	--------	-----------	---------------	-----	-----------

4.0 i (Inc XR6)

3984 ccm	182 kW	BARRA 182	09.02 - 09.05	ALT	6 PK 2218
----------	--------	-----------	---------------	-----	-----------

4.0 i XR6 Turbo

3984 ccm	240 kW	BARRA 240T	09.02 - 09.05	ALT	6 PK 2218
----------	--------	------------	---------------	-----	-----------

5.4 i V8

5408 ccm	220 kW	BARRA 220	09.02 - 09.05	ALT	6 PK 2535
----------	--------	-----------	---------------	-----	-----------

5.4 i V8 XR8

5408 ccm	260 kW	Boss 260	01.03 - 09.05	ALT	6 PK 2535
----------	--------	----------	---------------	-----	-----------

FALCON Kombi (BA)

4.0 LPG

3984 ccm	156 kW	BARRA 156	09.02 - 09.05	ALT	6 PK 2218
----------	--------	-----------	---------------	-----	-----------

4.0 i

3984 ccm	182 kW	BARRA 182	09.02 - 09.05	ALT	6 PK 2218
----------	--------	-----------	---------------	-----	-----------

FALCON Pick-up (BA)

4.0 LPG

3984 ccm	156 kW	BARRA 156	09.02 - 09.05	ALT	6 PK 2218
----------	--------	-----------	---------------	-----	-----------

4.0 i (Inc XR6)

3984 ccm	182 kW	BARRA 182	10.02 - 09.05	ALT	6 PK 2218
----------	--------	-----------	---------------	-----	-----------

4.0 i XR6 Turbo

3984 ccm	240 kW	BARRA 240T	10.04 - 09.05	ALT	6 PK 2218
----------	--------	------------	---------------	-----	-----------

5.4 i V8

5408 ccm	220 kW	BARRA 220	09.02 - 09.05	ALT	6 PK 2535
----------	--------	-----------	---------------	-----	-----------

5.4 i V8 XR8

5408 ccm	260 kW	Boss 260	02.03 - 09.05	ALT	6 PK 2535
----------	--------	----------	---------------	-----	-----------

FALCON Stufenheck (BF)

4.0

3984 ccm	156 kW	BARRA 156	10.05 - 04.08	ALT	6 PK 2230
----------	--------	-----------	---------------	-----	-----------

4.0 i (Inc XR6)

3984 ccm	190 kW	BARRA 190	10.05 - 04.08	ALT	6 PK 2230
----------	--------	-----------	---------------	-----	-----------

4.0 i XR6 Turbo

3984 ccm	245 kW	BARRA 245T	10.05 - 04.08	ALT	6 PK 2230
----------	--------	------------	---------------	-----	-----------

5.4 i V8

5408 ccm	230 kW		10.05 - 04.08	ALT	6 PK 2535
----------	--------	--	---------------	-----	-----------

5.4 i V8 XR8

5408 ccm	260 kW	Boss 260	10.05 - 04.08	ALT	6 PK 2535
----------	--------	----------	---------------	-----	-----------

FALCON Kombi (BF)

4.0 LPG

3984 ccm	156 kW	BARRA 156	10.05 -	ALT	6 PK 2230
----------	--------	-----------	---------	-----	-----------

4.0 i

3984 ccm	190 kW	BARRA 190	10.05 -	ALT	6 PK 2230
----------	--------	-----------	---------	-----	-----------

FALCON Pick-up (BF)

4.0

3984 ccm	156 kW	BARRA 156	10.05 -	ALT	6 PK 2230
----------	--------	-----------	---------	-----	-----------

4.0 i XR6

3984 ccm	190 kW	BARRA 190	10.05 -	ALT	6 PK 2230
----------	--------	-----------	---------	-----	-----------

4.0 i XR6 Turbo

3984 ccm	245 kW	BARRA 245T	10.05 -	ALT	6 PK 2230
----------	--------	------------	---------	-----	-----------

5.4 i V8 XR8

5408 ccm	260 kW	Boss 260	10.05 -	ALT	6 PK 2535
----------	--------	----------	---------	-----	-----------

FALCON Stufenheck (FG)

4.0 i G6/XR6

3984 ccm	195 kW	BARRA 195	02.08 -	ALT	6 PK 2230
----------	--------	-----------	---------	-----	-----------

4.0 i Turbo G6/XR6

3984 ccm	270 kW	BARRA 270T	02.08 -	ALT	6 PK 2230
----------	--------	------------	---------	-----	-----------



FORD AUSTRALIA

FALCON Stufenheck (FG)

5.4 i V8 XR8

5408 ccm 290 kW Boss 290 02.08 - ALT 6 PK 2535

FESTIVA (WB)

1.3 i

1324 ccm 47 kW B3 04.94 - 12.97 + PS 4 PK 850
ALT - AC 4 PK 875
ALT + AC 4 PK 970
CAM ZRK 1071

FESTIVA (WD)

1.3 i

1324 ccm 47 kW B3 01.97 - 12.97 + PS 4 PK 850
ALT - AC 4 PK 875
ALT + AC 4 PK 970
CAM ZRK 1071

1.5 i

1498 ccm 67 kW B5 (16 V) 01.97 - 12.97 + AC; + PS 4 PK 954
+ PS; - AC 4 PK 850
ALT 4 PK 875
CAM ZRK 1071

FESTIVA (WF)

1.3 i

1324 ccm 47 kW B3 01.98 - 04.01 + PS 4 PK 850
ALT - AC 4 PK 875
ALT + AC 4 PK 970
CAM ZRK 1071

1.5 i

1498 ccm 56 kW B5 (8 V) 01.98 - 12.01 + AC; + PS 4 PK 954
+ PS; - AC 4 PK 850
ALT 4 PK 875
CAM ZRK 1071

FIESTA Schrägheck (WP, WQ)

1.6 i

1596 ccm 74 kW FYJA;FYJB 04.04 - + AC; + PS 5 EPK 690
ALT 6 EPK 1019
CAM ZRK 1172

2.0 i XR4

1999 ccm 110 kW N4JB 06.07 - ALT 6 PK 2215

FIESTA (WS)

1.4 i

1388 ccm 71 kW SPJA 10.09 - ALT 6 EPK 1019

1.6 i

1596 ccm 88 kW HXJA 10.08 - ALT 6 EPK 1019

1.6 TDCi

1560 ccm 66 kW HHJD 01.09 - ALT 6 PK 975
CAM ZRK 1460

FOCUS Schrägheck (LR)

1.8 i

1796 ccm 85 kW EYDE 09.02 - 04.05 ALT 6 PK 2100
CAM ZRK 1184

2.0 i

1988 ccm 96 kW EDDB 09.02 - 04.05 ALT 6 PK 2100
CAM ZRK 1184

2.0 i ST170

1988 ccm 127 kW ALDA 04.03 - 04.05 ALT 6 PK 2120
CAM ZRK 1184

FOCUS Stufenheck (LR)

1.8 i

1796 ccm 85 kW EYDE 09.02 - 04.05 ALT 6 PK 2100
CAM ZRK 1184

2.0 i

1988 ccm 96 kW EDDB 09.02 - 04.05 ALT 6 PK 2100
CAM ZRK 1184



FORD AUSTRALIA

FOCUS Schrägheck (LT)

2.0 i						
1999 ccm	107 kW	AODB	05.05 -	ALT		6 PK 1305
2.5 i XR5 Turbo						
2522 ccm	166 kW	HYDA	04.06 -		+ AC	5 PK 850
				ALT		5 PK 890
				CAM		ZRK 1187
2.0 TDCi						
1997 ccm	100 kW	G6DA	04.07 -	ALT		6 PK 1305
				CAM		ZRK 1452

FOCUS Stufenheck (LS, LT)

2.0 i						
1999 ccm	107 kW	AODB	05.05 -	ALT		6 PK 1305

FOCUS Schrägheck (LV)

2.0 i						
1999 ccm	107 kW	AODB	03.09 - 08.11	ALT		6 PK 1305
2.5 i XR5 Turbo						
2522 ccm	166 kW	HYDA	03.09 - 08.11		+ AC	5 PK 850
				ALT		5 PK 890
				CAM		ZRK 1187

FOCUS Stufenheck (LV)

2.0 i						
1999 ccm	107 kW	AODB	03.09 - 08.11	ALT		6 PK 1305
2.0 TDCi						
1997 ccm	100 kW	G6DA	03.09 - 08.11	ALT		6 PK 1215
				CAM		ZRK 1452

KA Schrägheck (TA, TB)

1.3						
1299 ccm	44 kW	J4D;J4F	11.99 - 12.03	ALT	FROM: 10.02; - AC	6 PK 1700
				ALT	FROM: 10.02; + AC	6 PK 2191
				ALT	UNTIL: 10.02; + AC; + PS	6 PK 1940
				ALT	UNTIL: 10.02; OE-NO.: 1036917; + PS; - AC	6 PK 1760
				ALT	UNTIL: 10.02; OE-NO.: 1085038; + PS; - AC	6 PK 1445

LASER Schrägheck (KJ)

1.6 i						
1598 ccm	80 kW	B6 (DOHC 16 V)	10.94 - 03.99		+ AC; + PS	4 PK 1005
					+ PS; - AC	4 PK 875
				ALT	+ AC; + PS	4 PK 890
1.8 i						
1840 ccm	92 kW	BP (DOHC)	10.94 - 03.99		+ AC; + PS	4 PK 1005
				ALT	+ AC; + PS	4 PK 890

LASER Stufenheck (KJ)

1.6 i						
1598 ccm	80 kW	B6 (DOHC 16 V)	10.94 - 03.99		+ AC; + PS	4 PK 1005
					+ PS; - AC	4 PK 875
				ALT	+ AC; + PS	4 PK 890
1.8 i						
1840 ccm	92 kW	BP (DOHC)	10.94 - 03.99		+ AC; + PS	4 PK 1005
				ALT	+ AC; + PS	4 PK 890

LASER Schrägheck (KN)

1.6 i						
1598 ccm	78 kW	B6 (DOHC 16 V)	03.99 - 04.01		+ AC; + PS	4 PK 1005
					+ PS; - AC	4 PK 875
				ALT	+ AC; + PS	4 PK 890
1.8 i						
1840 ccm	92 kW	BP (DOHC)	03.99 - 04.01		+ AC; + PS	4 PK 1005
				ALT	+ AC; + PS	4 PK 890

LASER Stufenheck (KN)

1.6 i						
1598 ccm	78 kW	B6 (DOHC 16 V)	03.99 - 04.01		+ AC; + PS	4 PK 1005
					+ PS; - AC	4 PK 875
				ALT	+ AC; + PS	4 PK 890



FORD AUSTRALIA

LASER Stufenheck (KN)

1.8 i

1840 ccm 92 kW BP (DOHC) 03.99 - 04.01 + AC; + PS 4 PK 1005

LASER Schrägheck (KQ)

1.6 i

1598 ccm 78 kW ZM 04.01 - 09.02 + AC; + PS 4 PK 1005
ALT 4 PK 890

1.8 i

1840 ccm 92 kW FP 04.01 - 09.02 ALT 4 PK 925

2.0 i

1991 ccm 98 kW FS 04.01 - 09.02 + AC; + PS 5 PK 1165
ALT 4 PK 925
CAM ZRK 1210

LASER Stufenheck (KQ)

1.6 i

1598 ccm 78 kW ZM 04.01 - 09.02 + AC; + PS 4 PK 1005
ALT 4 PK 890

1.8 i

1840 ccm 92 kW FP 04.01 - 09.02 + AC; + PS 5 PK 1165

MONDEO Stufenheck (HA, HB)

2.0

1988 ccm 96 kW 07.95 - 02.00 ALT - AC 6 PK 1715
ALT + AC; + MAN-TM 6 PK 2080
CAM FROM: 05.98 ZRK 1184
CAM UNTIL: 04.98 ZRK 1434

MONDEO Schrägheck (HA, HB, HC)

2.0

1988 ccm 96 kW NGA 07.95 - 02.00 ALT - AC 6 PK 1715
ALT + AC; + MAN-TM 6 PK 2080
CAM FROM: 05.98 ZRK 1184
CAM UNTIL: 04.98 ZRK 1434

MONDEO Kombi (HB, HC, HD)

2.0 i

1988 ccm 97 kW 07.95 - 12.99 ALT - AC 6 PK 1715
ALT + AC; + MAN-TM 6 PK 2080
CAM FROM: 05.98 ZRK 1184
CAM UNTIL: 04.98 ZRK 1434

MONDEO Stufenheck (HE)

2.0

1988 ccm 94 kW 02.00 - 04.01 ALT - AC 6 PK 1715
ALT + AC; + AUTO-TM 6 PK 2080
ALT + AC; + MAN-TM 6 PK 2100
CAM ZRK 1184

2.5

2544 ccm 125 kW SEA 02.00 - 04.01 ALT 6 PK 1820
W-P 3 PK 675

MONDEO Schrägheck (HE)

2.0

1988 ccm 94 kW 02.00 - 04.01 ALT - AC 6 PK 1715
ALT + AC; + MAN-TM 6 PK 2080
CAM ZRK 1184

MONDEO Stufenheck (MA, MB)

2.3 i 16 V

2261 ccm 118 kW SEBA 03.07 - ALT 6 PK 2240

2.0 TDCi

1997 ccm 103 kW AZBA 03.07 - ALT 6 PK 1840
CAM ZRK 1452

MONDEO Schrägheck (MA, MB)

2.3 i 16 V

2261 ccm 118 kW SEBA 03.07 - ALT 6 PK 2240

XR5 Turbo

2521 ccm 162 kW HUBA 03.07 - ALT 5 PK 1100



FORD AUSTRALIA

MONDEO Schrägheck (MA, MB)

XR5 Turbo

2521 ccm	162 kW	HUBA	03.07 -	CAM		ZRK 1187
----------	--------	------	---------	-----	--	----------

2.0 TDCi

1997 ccm	103 kW	AZBA	03.07 -	ALT		6 PK 1840
				CAM		ZRK 1452

MONDEO Kombi (MB)

2.3 i 16 V

2261 ccm	118 kW	SEBA	06.09 -	ALT		6 PK 2240
----------	--------	------	---------	-----	--	-----------

MUSTANG Coupe

3.8

3797 ccm	108 kW		01.94 -	ALT		6 PK 2500
----------	--------	--	---------	-----	--	-----------

3.8

3797 ccm	112 kW		09.93 -	ALT	FROM: 01.94	6 PK 2500
----------	--------	--	---------	-----	-------------	-----------

4.6 V8

4601 ccm	160 kW		11.95 -	ALT		6 PK 2475
----------	--------	--	---------	-----	--	-----------

4.6 V8

4601 ccm	165 kW		11.95 -	ALT		6 PK 2475
----------	--------	--	---------	-----	--	-----------

4.6 V8

4601 ccm	225 kW		11.95 -	ALT		6 PK 2475
----------	--------	--	---------	-----	--	-----------

PROBE (ST, SU, SV)

2.5

2497 ccm	120 kW	KL-ZE	07.94 - 01.98		+ PS	4 PK 925
				ALT		5 PK 1015
				CAM		ZRK 1234

RAIDER Geländewagen geschlossen (UV)

2.6 EFi

2606 ccm	92 kW	G6	08.91 - 07.97		+ AC	13A 1185
					+ PS	13A 940
				ALT		13A 1065

TAURUS Stufenheck (DN, DP)

3.0 i

2967 ccm	149 kW		03.96 - 09.98	ALT	DOHC	6 PK 1920
----------	--------	--	---------------	-----	------	-----------

TELSTAR Stufenheck (AX)

2.0

1991 ccm	85 kW	FS	01.92 - 08.94		+ AC; + PS	5 PK 1165
					+ PS; - AC	5 PK 1015
				ALT		4 PK 925
				CAM		ZRK 1210

2.5

2497 ccm	120 kW	KL-ZE	01.92 - 08.94		+ AC	4 PK 913
				ALT	+ AC	5 PK 1015
				CAM		ZRK 1234

2.5

2497 ccm	123 kW	KL-ZE	08.94 - 10.95		+ AC; + PS	5 PK 1165
					+ PS; - AC	5 PK 1015
				ALT		5 PK 913
				CAM		ZRK 1210

TELSTAR Schrägheck (AY)

2.0 EFi

1991 ccm	85 kW	FS	10.94 - 11.96		+ AC; + PS	5 PK 1165
					+ PS; - AC	5 PK 1015
				ALT		5 PK 913
				CAM		ZRK 1210

2.5 TX5 EFi

2497 ccm	120 kW	KL-ZE	10.94 - 11.96		+ AC; + PS	5 PK 1165
					+ PS; - AC	5 PK 1015
				ALT		5 PK 913
				CAM		ZRK 1210

TELSTAR Stufenheck (AY)

2.0 EFi

1991 ccm	85 kW	FS	10.94 - 11.96		+ AC; + PS	5 PK 1165
----------	-------	----	---------------	--	------------	-----------



FORD AUSTRALIA

TELSTAR Stufenheck (AY)

2.0 EFi

1991 ccm	85 kW	FS	10.94 - 11.96	+ PS; - AC	5 PK 1015
			ALT		5 PK 913
			CAM		ZRK 1210

TERRITORY (SX, SY)

4.0					
3984 ccm	182 kW	BARRA 182	05.04 - 05.11	ALT	6 PK 2200
4.0 AWD					
3984 ccm	190 kW	BARRA 190	05.04 - 05.11	ALT	6 PK 2215
4.0 Turbo AWD					
3984 ccm	245 kW	BARRA 245T	07.06 - 05.11	ALT	6 PK 2230

TICKFORD TE 50 Stufenheck (AU)

4.9 i V8					
4942 ccm	200 kW		10.99 -	ALT	6 PK 2415
4.9 i V8					
4942 ccm	220 kW		10.00 -	ALT	6 PK 2415
5.6 i V8					
5605 ccm	250 kW		11.01 -	ALT	6 PK 2415

TICKFORD TL 50 Stufenheck (AU)

4.9 i V8					
4942 ccm	200 kW		10.99 -	ALT	6 PK 2415
4.9 i V8					
4942 ccm	220 kW		10.00 -	ALT	6 PK 2415
5.6 i V8					
5605 ccm	250 kW		11.01 -	ALT	6 PK 2415

TICKFORD TS 50 Stufenheck (AU)

4.9 i V8					
4942 ccm	200 kW		10.99 -	ALT	6 PK 2415
4.9 i V8					
4942 ccm	220 kW		10.00 -	ALT	6 PK 2415
5.6 i V8					
5605 ccm	250 kW		11.01 -	ALT	6 PK 2415

FORD USA

AEROSTAR

3.0 i V6

2986 ccm	108 kW		03.86 - 12.97	ALT	FROM: 01.93; UNTIL: 12.94; - AC	6 PK 1145
				ALT	FROM: 10.87; UNTIL: 12.92; - AC	6 PK 1130
				ALT	FROM: 10.87; UNTIL: 12.94; + AC	6 PK 1625
				PS	FROM: 10.87; UNTIL: 12.94	4 PK 1170

4.0 i V6 4WD

3956 ccm	115 kW		09.89 - 12.97	ALT	FROM: 01.94; - AC	6 PK 2065
				ALT	FROM: 01.95; + AC	6 PK 2205
				ALT	UNTIL: 12.94; + AC	6 PK 2215

4.0

3998 ccm	114 kW	99X	01.92 - 12.96	ALT	FROM: 01.94; - AC	6 PK 2065
				ALT	FROM: 01.95; + AC	6 PK 2205
				ALT	UNTIL: 12.94; + AC	6 PK 2215

CONTOUR

2.0

1988 ccm	96 kW		09.96 - 08.00	ALT	- AC	6 PK 1735
				ALT	+ AC	6 PK 1863

CROWN VICTORIA

4.6

4601 ccm	142 kW	99W	09.91 - 04.98	ALT	- POLICE	6 PK 2490
				ALT	+ POLICE; + AIR-C	6 PK 2475

ESCAPE

2.0

1988 ccm	91 kW		01.01 - 02.04	ALT	- AC	6 PK 1975
				ALT	+ AC	6 PK 2100



FORD USA

ESCAPE

2.3 Hybrid 4x4

2261 ccm 110 kW 04.04 - 07.07 ALT 6 PK 1400

3.0 4x4

2967 ccm 145 kW 01.01 - 04.04 ALT 6 PK 2080
W-P 3 PK 685

EXPEDITION

4.6 XLT

4598 ccm 158 kW 08.96 - 09.02 ALT 6 PK 2500

4.6 4x4

4601 ccm 158 kW 99W 08.96 - 09.02 ALT 6 PK 2500

5.4 XLT

5403 ccm 191 kW 08.96 - 09.02 ALT 6 PK 2500

4.6 4x4

4601 ccm 173 kW 99W 10.02 - ALT 6 PK 2500

5.4 4x4

5403 ccm 191 kW 08.96 - 09.02 ALT 6 PK 2500

EXPEDITION

4.6

4601 ccm 173 kW 99W 10.02 - 02.06 ALT 6 PK 2500

5.4 4x4

5403 ccm 194 kW 10.02 - 02.06 ALT 6 PK 2500

EXPLORER (U2)

4.0 V6 Allrad

3958 ccm 115 kW 03.95 - ALT - AC 6 PK 2065
ALT FROM: 08.96; + AC 6 PK 2176
ALT UNTIL: 08.96; + AC 6 PK 2215

4.0

3998 ccm 150 kW 99X 10.99 - ALT - AC 6 PK 2065
ALT + AC 6 PK 2176

4.0 Allrad

3998 ccm 150 kW 99X 10.99 - ALT - AC 6 PK 2065
ALT + AC 6 PK 2176

4.0 V6 Allrad

4011 ccm 150 kW 10.98 - ALT - AC 6 PK 2065
ALT + AC 6 PK 2176

4.0

4011 ccm 152 kW 09.96 - ALT - AC 6 PK 2065
ALT + AC 6 PK 2176

4.0 V6 Allrad

4011 ccm 152 kW 10.96 - ALT - AC 6 PK 2065
ALT + AC 6 PK 2176

4.9 V6 Allrad

4942 ccm 157 kW 01.96 - ALT FROM: 09.96 6 PK 2373

EXPLORER

4.0 4x4

4011 ccm 157 kW 05.03 - ALT UNTIL: 07.05; MTR-CODE: 99EA 6 PK 2205

F150

4.9

4917 ccm 110 kW 10.91 - 09.96 ALT - AC 6 PK 2465
ALT + AC 6 PK 2490

4.9 4x4

4942 ccm 136 kW 10.91 - 09.96 ALT - AC 6 PK 2465
ALT + AC 6 PK 2490

5.8

5766 ccm 149 kW 10.91 - 09.96 ALT 6 PK 2373

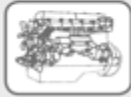
5.8 4x4

5766 ccm 149 kW 10.91 - 09.96 ALT 6 PK 2373

F150

4.2

4192 ccm 148 kW 10.96 - ALT OE-NO.: 6PUL; - AC 6 PK 2115
ALT OE-NO.: 7PUL; - AC 6 PK 2460
ALT OE-NO.: 7PUL; + AC 6 PK 2270



FORD USA

F150

4.2					
4192 ccm	157 kW	09.98 -	ALT	OE-NO.: 6PUL; - AC	6 PK 2115
			ALT	OE-NO.: 7PUL; - AC	6 PK 2460
			ALT	OE-NO.: 7PUL; + AC	6 PK 2270

F150

4.2					
4192 ccm	157 kW	10.03 - 09.07	ALT	- AC	6 PK 2460

4.2 4x4

4192 ccm	157 kW	10.03 - 09.07	ALT	- AC	6 PK 2460
----------	--------	---------------	-----	------	-----------

F150

4.2 4x4

4192 ccm	157 kW	10.07 -	ALT	- AC	6 PK 2460
----------	--------	---------	-----	------	-----------

F250

4.9					
4917 ccm	106 kW	10.92 - 09.96	ALT	- AC	6 PK 2465
			ALT	+ AC	6 PK 2490

4.9

4917 ccm	110 kW	10.91 - 09.96	ALT	- AC	6 PK 2465
			ALT	+ AC	6 PK 2490

4.9

4942 ccm	136 kW	10.91 - 09.96	ALT	- AC	6 PK 2465
			ALT	+ AC	6 PK 2490

4.9 4x4

4942 ccm	136 kW	10.91 - 09.96	ALT	- AC	6 PK 2465
			ALT	+ AC	6 PK 2490

5.8

5766 ccm	149 kW	10.91 - 09.96	ALT	FROM: 1990	6 PK 2373
			ALT	UNTIL: 1990	6 PK 2380

5.8 Allrad

5766 ccm	149 kW	10.91 - 09.96	ALT	FROM: 1990	6 PK 2373
			ALT	UNTIL: 1990	6 PK 2380

7.5

7539 ccm	177 kW	10.91 - 09.96	ALT	MTR-CODE: 96G; AMP: 130; MOD: 3F25G;5X25G;6X26G	6 PK 1285
			ALT	MTR-CODE: 96G; AMP: 60; MOD: 3F25G;5X25G;6X26G	6 PK 1265
			FAN	+ AC; + PS	6 PK 1740
			FAN	+ PS; - AC	6 PK 1718

7.5 4x4

7539 ccm	177 kW	10.91 - 09.96	ALT	MTR-CODE: 96G; AMP: 130; MOD: 3F25G;5X25G;6X26G	6 PK 1285
			ALT	MTR-CODE: 96G; AMP: 60; MOD: 3F25G;5X25G;6X26G	6 PK 1265
			FAN	+ AC; + PS	6 PK 1740
			FAN	+ PS; - AC	6 PK 1718

F350

4.9					
4942 ccm	136 kW	10.91 - 09.96	ALT	- AC	6 PK 2465
			ALT	+ AC	6 PK 2490

4.9 4x4

4942 ccm	136 kW	10.91 - 09.96	ALT	- AC	6 PK 2465
			ALT	+ AC	6 PK 2490

5.8

5766 ccm	149 kW	10.91 - 09.96	ALT		6 PK 2373
----------	--------	---------------	-----	--	-----------

5.8 Allrad

5766 ccm	149 kW	10.91 - 09.96	ALT		6 PK 2373
----------	--------	---------------	-----	--	-----------

5.8

5766 ccm	150 kW	10.88 - 09.91	ALT	FROM: 1990	6 PK 2373
			ALT	UNTIL: 1990	6 PK 2380

5.8 Allrad

5766 ccm	150 kW	10.88 - 09.91	ALT	FROM: 1990	6 PK 2373
			ALT	UNTIL: 1990	6 PK 2380

7.5

7539 ccm	177 kW	10.91 - 09.96	ALT	MTR-CODE: 96G; AMP: 130; MOD: 3F35G;5W35G	6 PK 1285
----------	--------	---------------	-----	---	-----------



FORD USA

F350

7.5						
7539 ccm	177 kW	10.91 - 09.96	ALT	MTR-CODE: 96G; AMP: 60; MOD: 3F35G;5W35G		6 PK 1265
			FAN	+ AC; + PS		6 PK 1740
			FAN	+ PS; - AC		6 PK 1718

7.5 D 4x4

7539 ccm	177 kW	10.91 - 09.96	ALT	MTR-CODE: 96G; AMP: 130; MOD: 6W36G		6 PK 1285
			ALT	MTR-CODE: 96G; AMP: 60; MOD: 6W36G		6 PK 1265
			FAN	+ AC; + PS		6 PK 1740
			FAN	+ PS; - AC		6 PK 1718

MUSTANG (C)

3.8						
3797 ccm	108 kW	01.94 -	ALT			6 PK 2500
3.8						
3797 ccm	112 kW	09.93 -	ALT	FROM: 01.94		6 PK 2500
4.6						
4601 ccm	160 kW	11.95 -	ALT			6 PK 2475
4.6						
4601 ccm	165 kW 99W	11.95 -	ALT			6 PK 2475
4.6						
4601 ccm	225 kW	11.95 -	ALT			6 PK 2475

MUSTANG Convertible (C)

3.8						
3797 ccm	108 kW	01.94 -	ALT			6 PK 2500
3.8						
3797 ccm	112 kW	09.93 -	ALT			6 PK 2500
4.6						
4601 ccm	160 kW	11.95 -	ALT			6 PK 2475
4.6						
4601 ccm	192 kW	06.99 -	ALT			6 PK 2373
4.6						
4601 ccm	225 kW	11.95 -	ALT			6 PK 2475
4.6						
4601 ccm	236 kW	06.99 -	ALT			6 PK 2373

MUSTANG

4.0 V6						
4009 ccm	157 kW	12.04 -	ALT			6 PK 2228
4.6 V8						
4601 ccm	224 kW	12.04 -	ALT			6 PK 2373
5.4 V8						
5408 ccm	355 kW	01.06 -	ALT	FROM: 06.06; UNTIL: 12.09		6 PK 2205

MUSTANG Cabriolet

4.0 V6						
4009 ccm	157 kW	12.05 -	ALT			6 PK 2228
4.6 V8						
4601 ccm	224 kW	12.05 -	ALT			6 PK 2373
5.4 V8						
5408 ccm	355 kW	01.06 -	ALT	FROM: 06.06; UNTIL: 12.09		6 PK 2205

PROBE II (ECP)

2.0 16V						
1991 ccm	85 kW FS	10.93 - 03.98	ALT			4 PK 920
			PS	- AC		5 PK 1030
			PS	+ AC		5 PK 1165
			CAM			ZRK 1210
			CAM			KT 1270
2.5 V6 24V						
2497 ccm	119 kW KL	10.93 - 03.98	ALT	- AC		5 PK 860
			ALT	+ AC		5 PK 1015
			PS			4 PK 920
			CAM			ZRK 1234
			CAM			KT 1280
2.5 V6 24V						
2497 ccm	120 kW KL	12.94 - 03.98	ALT	- AC		5 PK 860



FORD USA

PROBE II (ECP)

2.5 V6 24V

2307 ccm	120 kW	KL	12.94 - 03.98	ALT	+ AC	5 PK 1015
				PS		4 PK 920
				CAM		ZRK 1234
				CAM		KT 1280

RANGER

2.3

2307 ccm	72 kW		10.90 - 12.95	AC-C	FROM: 04.93; MTR-CODE: L99A	6 PK 1038
				AC-C	MTR-CODE: L99A; UNTIL: 1992	6 PK 1038
				ALT	FROM: 04.93; MTR-CODE: L99A; + PS; - AC	6 PK 1830
				ALT	MTR-CODE: L99A; - AC; - PS; FROM: 1992	6 PK 1105
				ALT	MTR-CODE: L99A; - AC; - PS; UNTIL: 1992	6 PK 1145
				ALT	MTR-CODE: L99A; + AC; + PS; FROM: 1992	6 PK 2130
				ALT	MTR-CODE: L99A; + PS; - AC; FROM: 1992	6 PK 1830
				ALT	MTR-CODE: L99A; + PS; UNTIL: 1992	6 PK 1530

3.0

2986 ccm	99 kW		10.90 - 12.96	ALT	MTR-CODE: V99U; + AC	6 PK 2240
----------	-------	--	---------------	-----	----------------------	-----------

3.0 4x4

2986 ccm	99 kW		10.90 - 12.96	ALT	MTR-CODE: V99U; + AC	6 PK 2240
----------	-------	--	---------------	-----	----------------------	-----------

TAURUS (P5_)

3.0

2967 ccm	130 kW		05.96 -	ALT	DOHC	6 PK 1920
----------	--------	--	---------	-----	------	-----------

3.0 24V

2967 ccm	149 kW		09.96 -	ALT	FROM: 10.99; DOHC	6 PK 1920
----------	--------	--	---------	-----	-------------------	-----------

3.0

2986 ccm	95 kW		11.98 -	ALT	DOHC	6 PK 1920
----------	-------	--	---------	-----	------	-----------

3.0

2986 ccm	108 kW		09.96 -	ALT	- AC; OHV	6 PK 2075
				ALT	DOHC	6 PK 1910

3.0 V6

2986 ccm	115 kW		03.99 -	ALT	FROM: 10.99; DOHC	6 PK 1920
----------	--------	--	---------	-----	-------------------	-----------

3.4 SHO

3392 ccm	175 kW		05.96 -	ALT		6 PK 2270
----------	--------	--	---------	-----	--	-----------

TAURUS Wagon (P5_)

3.0

2986 ccm	95 kW		11.98 -	ALT	DOHC	6 PK 1920
----------	-------	--	---------	-----	------	-----------

3.0

2986 ccm	108 kW		09.96 -	ALT	- AC; OHV	6 PK 2075
				ALT	DOHC	6 PK 1910

3.0 V6

2986 ccm	115 kW		03.99 -	ALT	FROM: 10.99; DOHC	6 PK 1920
----------	--------	--	---------	-----	-------------------	-----------

3.0 24V

2967 ccm	149 kW		09.96 -	ALT	FROM: 10.99; DOHC	6 PK 1920
----------	--------	--	---------	-----	-------------------	-----------

THUNDERBIRD Coupe

4.6

4601 ccm	151 kW	99W	01.93 - 12.97	ALT	FROM: 1996	6 PK 2475
				ALT	UNTIL: 1996	6 PK 2490

WINDSTAR (A3)

3.0 V6

2986 ccm	109 kW		03.95 -	ALT	- AC	6 PK 2080
				ALT	+ AC	6 PK 2155

3.0 V6

2986 ccm	108 kW		02.99 -	ALT	- AC	6 PK 2080
				ALT	+ AC	6 PK 2155

FPV

FALCON Pick-up (BA)

5.4 PURSUIT

5408 ccm	290 kW		10.04 - 01.06	ALT		6 PK 2535
----------	--------	--	---------------	-----	--	-----------



FPV

FALCON Pick-up (BF)

4.0 TORNADO

3984 ccm	290 kW	05.05 -	ALT		6 PK 2230
----------	--------	---------	-----	--	-----------

5.4 PURSUIT

5408 ccm	270 kW	04.05 -	ALT		6 PK 2535
----------	--------	---------	-----	--	-----------

FALCON Stufenheck (BA)

4.0 TYPHOON

3984 ccm	270 kW	10.04 - 01.06	ALT		6 PK 2230
----------	--------	---------------	-----	--	-----------

5.4 GT

5408 ccm	290 kW	10.04 - 01.06	ALT		6 PK 2535
----------	--------	---------------	-----	--	-----------

FSO

LANOS Stufenheck

1.4

1349 ccm	55 kW	05.04 - 10.08	ALT	FROM: 01.05; - PS	5 PK 870
			ALT	FROM: 01.05; + PS	5 PK 970

1.6 16V

1598 ccm	78 kW	A16DMS	05.04 - 10.08	ALT	- PS	5 PK 870
				ALT	+ PS	5 PK 1005

LANOS Schrägheck

1.4

1349 ccm	55 kW	05.04 - 10.08	ALT	FROM: 01.05; - PS	5 PK 870
			ALT	FROM: 01.05; + PS	5 PK 970

1.6 16V

1598 ccm	78 kW	A16DMS	05.04 - 10.08	ALT	- PS	5 PK 870
				ALT	+ PS	5 PK 1005

POLONEZ III

1.4 i 16V

1398 ccm	76 kW	Rover K16 DOHC	09.92 - 03.02	ALT	MTR-CODE: EL14K4F	4 PK 750
				PS	MTR-CODE: EL14K4F	3 PK 763

1.6 i

1598 ccm	57 kW		09.92 - 03.02	CAM	FROM: 10.93; UNTIL: 07.98; MTR-CODE: 147CK46	ZRK 1380
----------	-------	--	---------------	-----	--	----------

1.9 D

1905 ccm	51 kW	XUD 9A	09.92 - 03.02	ALT		4 PK 698
----------	-------	--------	---------------	-----	--	----------

GEO

METRO

1.0

993 ccm	41 kW	3L <6>	01.89 - 12.98	AC-C		4 PK 875
				ALT		3 PK 830

1.3 i

1299 ccm	52 kW	G13BA	01.89 - 12.98	AC-C	FROM: 09.94; - PS	4 PK 790
				ALT	FROM: 09.94	4 PK 813
				PS	FROM: 09.94; - AC	4 PK 850
				PS	FROM: 09.94; + AC	4 PK 950

1.3 GTI

1299 ccm	74 kW	G13B	01.89 - 12.98	AC-C	FROM: 09.94; - PS	4 PK 763
				ALT	FROM: 09.94	4 PK 813
				PS	FROM: 09.94; - AC	4 PK 825
				PS	FROM: 09.94; + AC	4 PK 920

METRO Stufenheck

1.3 i

1299 ccm	52 kW	G13BA	01.89 - 12.98	AC-C	FROM: 09.94; - PS	4 PK 790
				ALT	FROM: 09.94	4 PK 813
				PS	FROM: 09.94; - AC	4 PK 850
				PS	FROM: 09.94; + AC	4 PK 950

1.6 i

1590 ccm	70 kW	G16B	01.89 - 12.98	ALT	FROM: 09.94	4 PK 813
				PS	FROM: 09.94; - AC	4 PK 850
				PS	FROM: 09.94; + AC	4 PK 950

1.6 i 4WD

1590 ccm	70 kW	G16B	01.89 - 12.98	ALT	FROM: 09.94	4 PK 813
				PS	FROM: 09.94; - AC	4 PK 850



GEO

METRO Stufenheck

1.6 i 4WD

1590 ccm 70 kW G16B 01.89 - 12.98 PS FROM: 09.94; + AC 4 PK 950

METRO Cabriolet

1.0

993 ccm 41 kW 3L <6> 01.89 - 12.98 AC-C ALT 4 PK 875
3 PK 830

1.3 i

1299 ccm 52 kW G13BA 01.89 - 12.98 AC-C ALT FROM: 09.94; - PS 4 PK 790
PS FROM: 09.94 4 PK 813
PS FROM: 09.94; - AC 4 PK 850
PS FROM: 09.94; + AC 4 PK 950

TRACKER Station Wagon

1.6 i

1590 ccm 59 kW G16A 01.88 - 12.98 AC-C ALT FROM: 05.88; - PS; FROM: 198805 4 PK 841
PS FROM: 05.88 4 PK 805
PS FROM: 05.88; + AC; FROM: 198805 4 PK 950
PS FROM: 05.88; + AC; UNTIL: 1995 4 PK 925

1.6 i 16V

1590 ccm 71 kW G16B 01.88 - 12.98 AC-C ALT FROM: 05.88; - PS; FROM: 198805 4 PK 841
PS FROM: 05.88 4 PK 805
PS FROM: 05.88; + AC; FROM: 198805 4 PK 950
PS FROM: 05.88; + AC; UNTIL: 1995 4 PK 925

2.0 i 16V

1995 ccm 97 kW J20A 01.88 - 12.98 ALT FROM: 08.96; - AC 5 PK 1545
ALT FROM: 08.96; + AC 5 PK 1645

2.0 i V6

1998 ccm 100 kW H 20 A 12.94 - 12.98 ALT 4 PK 925
PS - AC 4 PK 1020
PS + AC 4 PK 1080

1.9 D

1905 ccm 50 kW XUD9 12.94 - 12.98 ALT + PS; - AC 6 PK 1145

TRACKER Cabrio

1.6 i

1590 ccm 59 kW G16A 01.88 - 12.98 AC-C ALT FROM: 05.88; - PS; FROM: 198805 4 PK 841
PS FROM: 05.88 4 PK 805
PS FROM: 05.88; + AC; FROM: 198805 4 PK 950
PS FROM: 05.88; + AC; UNTIL: 1995 4 PK 925

1.6 i 16V

1590 ccm 71 kW G16B 01.88 - 12.98 AC-C ALT FROM: 05.88; - PS; FROM: 198805 4 PK 841
PS FROM: 05.88 4 PK 805
PS FROM: 05.88; + AC; FROM: 198805 4 PK 950
PS FROM: 05.88; + AC; UNTIL: 1995 4 PK 925

2.0 i 16V

1995 ccm 97 kW J20A 01.88 - 12.98 ALT FROM: 08.96; - AC 5 PK 1545
ALT FROM: 08.96; + AC 5 PK 1645

GMC

JIMMY

4.3

4293 ccm 110 kW 01.89 - 12.98 ALT - AC 6 PK 2380

4.3 AWD

4293 ccm 110 kW 01.89 - 12.98 ALT - AC 6 PK 2380

HOLDEN

ADVENTRA Kombi (VY)

5.7 i V8 AWD

5665 ccm 235 kW LS1 08.03 - 10.04 + AC 4 PK 1100
ALT 6 PK 1460

ADVENTRA Kombi (VZ)

3.6 i V6 AWD

3565 ccm 195 kW H7 05.06 - 07.09 + AC 6 PK 2550
ALT 6 PK 2000



HOLDEN

ADVENTRA Kombi (VZ)

5.7 i V8 AWD

5665 ccm	235 kW	LS1	10.04 - 12.07		+ AC	4 PK 1100
				ALT		6 PK 1460

5.7 i V8 AWD

5665 ccm	250 kW	LS1	11.04 - 12.07		+ AC	4 PK 1100
				ALT		6 PK 1460

APOLLO Stufenheck (JM)

2.2 i

2164 ccm	93 kW	5S-FE	03.93 - 05.95		+ PS	3 PK 763
				ALT	- AC	5 PK 995
				ALT	+ AC	5 PK 1110
				CAM		ZRK 1227

3.0 i

2959 ccm	136 kW	3VZ-FE	03.93 - 05.95		+ PS	4 PK 800
				ALT		6 PK 1050
				ALT	- AC	6 PK 935

APOLLO Kombi (JM)

2.2 i

2164 ccm	93 kW	5S-FE	03.93 - 05.95		+ PS	3 PK 763
				ALT	- AC	5 PK 995
				ALT	+ AC	5 PK 1110
				CAM		ZRK 1227

3.0 i

2959 ccm	136 kW	3VZ-FE	03.93 - 05.95		+ PS	4 PK 800
				ALT		6 PK 1050
				ALT	- AC	6 PK 935

ASTRA Schrägheck (TR)

1.6 CD

1598 ccm	74 kW	Z 16 XE	08.95 - 09.98	ALT	- AC	5 PK 940
				ALT	+ AC	5 PK 1215

1.8 i

1799 ccm	85 kW	C 18 XEL	09.96 - 09.98	ALT	- AC	6 PK 1725
				ALT	+ AC	6 PK 1900
				CAM		ZRK 1291

2.0 GSi

1998 ccm	100 kW	X 20 XEV	08.95 - 09.98	ALT	- AC	6 PK 1725
				ALT	+ AC	6 PK 1900
				CAM		ZRK 1291

ASTRA Stufenheck (TR)

1.6 CD

1598 ccm	74 kW	X 16 XEL; Z 16 XE	08.95 - 09.98	ALT	- AC; - PS	6 PK 894
				ALT	+ AC	6 PK 1800
				ALT	+ PS; - AC	6 PK 1530

1.8 SRi

1799 ccm	85 kW	C 18 XEL	09.96 - 09.98	ALT	- AC	6 PK 1725
				ALT	+ AC	6 PK 1900
				CAM		ZRK 1291

ASTRA Schrägheck (TS)

1.8 i

1796 ccm	85 kW	X 18 XE1	02.98 - 08.00	ALT	- AC	6 PK 1725
				ALT	+ AC	6 PK 1900
				CAM		ZRK 1026

1.8 i

1796 ccm	92 kW	Z 18 XE	09.00 - 10.04	ALT	- AC	4 PK 940
				ALT	+ AC	5 PK 1215
				CAM		ZRK 1026
				CAM		KT 1207
				CAM		KT 1207 W2

2.0 i Turbo

1998 ccm	147 kW	Z 20 LET	05.03 - 07.04	ALT		5 PK 1680
				CAM		ZRK 1330

2.2 i

2198 ccm	108 kW	Z 22 SE	09.00 - 07.04	ALT	- AC	5 PK 890
----------	--------	---------	---------------	-----	------	----------



HOLDEN

ASTRA Schrägheck (TS)

2.2 i

2198 ccm 108 kW Z 22 SE 09.00 - 07.04 ALT + AC 5 PK 1030

ASTRA Stufenheck (TS)

1.8 i

1796 ccm 92 kW Z 18 XE 09.00 - 10.04 ALT - AC 4 PK 940
ALT + AC 5 PK 1215
CAM ZRK 1026

ASTRA Cabriolet (TS)

2.2 i

2198 ccm 108 kW Z 22 SE 06.02 - 12.06 ALT - AC 4 PK 940
ALT + AC 5 PK 1215
CAM ZRK 1026

2.0 i Turbo

1998 ccm 147 kW Z 20 LER;Z 20 LET 06.02 - 07.04 ALT 5 PK 1680

ASTRA (AH)

1.8 i

1796 ccm 92 kW Z 18 XE 07.05 - 03.07 ALT - AC 4 PK 940
ALT + AC 5 PK 1215
CAM ZRK 1026

1.8 i

1796 ccm 103 kW Z 18 XER 04.07 - 03.10 ALT + AC 5 PK 1350
CAM ZRK 1026

2.0 i Turbo

1998 ccm 147 kW Z 20 LER 07.05 - 03.10 ALT 5 PK 1680

2.2 i

2198 ccm 109 kW Z 22 YH 12.06 - 03.08 ALT 5 PK 1030

1.9 CDTI

1910 ccm 88 kW Z 19 D 06.06 - 03.10 ALT 6 PK 1880

1.9 CDTI

1910 ccm 110 kW Z 19 DTH 06.06 - 03.10 ALT 6 PK 1880

ASTRA Kombi (AH)

1.8 i

1796 ccm 103 kW Z 18 XER 04.07 - ALT + AC 5 PK 1350
CAM ZRK 1026

1.9 CDTI

1910 ccm 88 kW Z 19 D 08.08 - ALT 6 PK 1880

ASTRA SPORTSBACK (AH)

1.8 i

1796 ccm 92 kW Z 18 XE 07.05 - 03.08 ALT - AC 4 PK 940
ALT + AC 5 PK 1215
CAM ZRK 1026

1.8 i

1796 ccm 103 kW Z 18 XER 04.07 - 03.10 ALT + AC 5 PK 1350
CAM ZRK 1026

2.0 i Turbo

1998 ccm 147 kW Z 20 LER 06.06 - 03.10 ALT 5 PK 1680

2.2 i

2198 ccm 110 kW Z 22 YH 12.06 - 03.10 ALT 5 PK 1030

2.2

2198 ccm 110 kW Z 22 YH 12.06 - 03.08 ALT 5 PK 1030

ASTRA TWINTOP (AH)

2.2 i

2198 ccm 110 kW Z 22 YH 03.08 - 03.10 ALT 5 PK 1030

BARINA Schrägheck (MF)

1.3 GL

1298 ccm 50 kW G13BA 02.89 - 09.91 + AC 4 PK 800
ALT 3 PK 780
CAM ZRK 1035

BARINA Schrägheck (MH)

1.3 GL

1298 ccm 50 kW G13BA 10.91 - 05.94 + AC 4 PK 800



HOLDEN

BARINA Schrägheck (MH)

1.3 GL						
1298 ccm	50 kW	G13BA	10.91 - 05.94	ALT CAM		3 PK 780 ZRK 1035

BARINA Schrägheck (SB)

1.2 i						
1196 ccm	33 kW	C 12 NZ	04.94 - 07.97	ALT ALT CAM	VIN: R4999999 VIN: S4000001	11A 915 11A 925 ZRK 1292

1.4 i						
1389 ccm	44 kW	C 14 NZ	04.94 - 07.97	ALT ALT ALT CAM	- AC; - PS + AC; + PS + AC; + PS	11A 925 6 PK 1460 6 PK 1795 ZRK 1026

1.4 i						
1389 ccm	60 kW	C 14 SE	09.97 - 02.01	ALT CAM	- AC; - PS + PS; - AC	11A 925 6 PK 1460 6 PK 1795 ZRK 1292

1.6 i						
1598 ccm	78 kW	C 16 SEL	04.94 - 08.98	ALT ALT	- AC + AC	6 PK 1460 6 PK 1795

BARINA Cabriolet (SB)

1.4 i						
1389 ccm	60 kW	C 14 SE	11.97 - 11.00	ALT ALT ALT CAM	- AC; - PS + AC; + PS + AC; + PS	11A 925 6 PK 1460 6 PK 1795 ZRK 1292

BARINA Schrägheck (XC)

1.4 Sfi						
1389 ccm	66 kW	X 14 XE; Z 14 XE	09.00 - 12.03	ALT ALT CAM	- AC + AC	5 PK 940 5 PK 1215 ZRK 1026

1.4 Efi						
1364 ccm	66 kW	Z 14 XEP	01.04 - 02.05	ALT ALT CAM	- AC + AC	5 PK 940 5 PK 1215 ZRK 1026

1.8 SRi						
1796 ccm	92 kW	Z 18 XE	09.00 - 02.05	ALT ALT CAM	- AC + AC	5 PK 940 5 PK 1215 ZRK 1026

BARINA Schrägheck (TK)

1.6 i						
1598 ccm	77 kW	F16D3	03.05 - 06.12	ALT CAM		6 PK 1885 ZRK 1182

BARINA Stufenheck (TK)

1.6 i						
1598 ccm	77 kW	F16D3	11.05 - 06.12	ALT CAM		6 PK 1885 ZRK 1182

CALIBRA (YE)

2.0 i						
1998 ccm	85 kW	C 20 NE	10.91 - 07.95		+ AC + PS	13A 875 11A 785 11A 940 ZRK 1023 ZRK 1278
				ALT CAM CAM	FROM: 01.93 UNTIL: 12.92	

2.0 i 16V						
1998 ccm	100 kW	X 20 XEV	07.95 - 11.97	ALT CAM		6 PK 1900 ZRK 1291

2.0 i 16V						
1998 ccm	110 kW	C 20 XE	10.91 - 07.95		+ AC + PS	13A 875 11A 785 11A 940 ZRK 1025
				ALT CAM	FROM: 01.93	



HOLDEN

CALIBRA (YE)

2.0 i 16V

1998 ccm 110 kW C 20 XE 10.91 - 07.95 CAM UNTIL: 12.92 ZRK 1011

2.0 i Turbo AWD

1998 ccm 150 kW C 20 LET 03.92 - 11.97 + AC
+ PS
ALT
CAM ZRK 1025

2.5 i V6

2498 ccm 125 kW C 25 XE 07.95 - 11.97 ALT - AC
ALT + AC
CAM ZRK 1022

CAPRICE Stufenheck (VQ)

5.0 i V8

4987 ccm 165 kW GMH 308 (Red) 04.90 - 07.93 + AC
+ PS 13A 840
11A 1130

CAPRICE Stufenheck (VR)

3.8 i V6

3791 ccm 130 kW LN3 03.94 - 04.95 ALT - AC
ALT + AC 6 PK 1650
6 PK 2373

5.0 i V8

4987 ccm 165 kW 03.94 - 04.95 + AC
+ PS 13A 840
11A 1130

CAPRICE Stufenheck (VS)

3.8 i V6

3791 ccm 147 kW LN3 04.95 - 05.98 ALT - AC
ALT + AC 6 PK 2225
6 PK 2725

3.8 i V6 Supercharged

3791 ccm 165 kW L36 10.96 - 06.99 ALT
6 PK 1755
6 PK 2725

5.0 i V8

4987 ccm 168 kW 04.95 - 06.99 ALT + AC
13A 840
11A 1130

CAPRICE Stufenheck (WH)

3.8 i V6

3791 ccm 147 kW L36 06.99 - 08.01 ALT - AC
ALT + AC 6 PK 2225
6 PK 2825

3.8 i V6

3791 ccm 152 kW L36 08.01 - 04.03 ALT - AC
ALT + AC 6 PK 2225
6 PK 2825

3.8 i V6 Supercharged

3791 ccm 171 kW L67 06.99 - 08.01 ALT - AC
ALT + AC 6 PK 2225
6 PK 2825

5.7 i V8

5665 ccm 220 kW LS1 06.99 - 10.00 ALT + AC
4 PK 1100
6 PK 2000

5.7 i V8

5665 ccm 225 kW LS1 10.00 - 04.03 ALT + AC
4 PK 1100
6 PK 2000

CAPRICE Stufenheck (WK)

3.8 i V6

3791 ccm 152 kW L36 05.03 - 07.04 ALT - AC
ALT + AC 6 PK 2225
6 PK 2825

3.8 i V6 Supercharged

3791 ccm 171 kW L36 05.03 - 07.04 ALT - AC
ALT + AC 6 PK 1755
6 PK 2225
6 PK 2725

5.7 i V8

5665 ccm 245 kW LS1 05.03 - 07.04 ALT + AC
4 PK 1100
6 PK 2000

CAPRICE Stufenheck (WL)

3.6 i V6

3565 ccm 190 kW H7 08.04 - 07.06 ALT 6 PK 2550



HOLDEN

CAPRICE Stufenheck (WL)

5.7 i V8

5665 ccm	250 kW	LS1	08.04 - 01.06		+ AC		4 PK 1100
				ALT			6 PK 2000

6.0 i V8

5967 ccm	260 kW	LS2	02.06 - 07.06		+ AC		6 PK 1100
				ALT			6 PK 1940

CAPRICE Stufenheck (WM)

3.6 i V6

3565 ccm	195 kW		07.06 -	ALT			6 PK 2550
----------	--------	--	---------	-----	--	--	-----------

6.0 i V8

5967 ccm	270 kW	LS2	08.06 -		+ AC		6 PK 1100
				ALT			6 PK 1940

CAPTIVA (CG)

2.4 i

2405 ccm	103 kW	Z 24 XED	12.09 -	ALT			6 PK 1900
----------	--------	----------	---------	-----	--	--	-----------

2.4 i AWD

2405 ccm	103 kW	Z 24 XED	12.09 -	ALT			6 PK 1900
----------	--------	----------	---------	-----	--	--	-----------

3.2 i AWD

3195 ccm	167 kW		12.06 -	ALT			6 PK 2404
----------	--------	--	---------	-----	--	--	-----------

COMBO Kasten (SB)

1.4 i

1389 ccm	44 kW	C 14 NZ	03.96 - 07.97	ALT	- AC; - PS		11A 915
				ALT	+ PS; - AC		6 PK 1795
				CAM	+ AC; + PS		6 PK 1460
							ZRK 1292

COMBO Kasten (XC)

1.4 i

1364 ccm	66 kW	Z 14 XEP	04.05 -	ALT	- AC		5 PK 940
				ALT	+ AC		5 PK 1215
				CAM			ZRK 1026

1.6 i

1598 ccm	62 kW	Z 16 SE	09.02 -	ALT	- AC		5 PK 940
				ALT	+ AC		5 PK 1215
				CAM			ZRK 1292

COMMODORE Stufenheck (VR)

3.8 i V6

3791 ccm	130 kW	LN3	08.93 - 04.95	ALT	- AC		6 PK 2230
				ALT	+ AC		6 PK 2725

5.0 i V8

4987 ccm	165 kW		10.93 - 04.95	ALT	QTY: 2		11A 1130
----------	--------	--	---------------	-----	--------	--	----------

COMMODORE Kombi (VR)

3.8 i V6

3791 ccm	130 kW	LN3	08.93 - 04.95	ALT	- AC		6 PK 2230
				ALT	+ AC		6 PK 2725

5.0 i V8

4987 ccm	165 kW		08.93 - 04.95	ALT	QTY: 2		11A 1130
----------	--------	--	---------------	-----	--------	--	----------

COMMODORE Pick-up (VR)

3.8 i V6

3791 ccm	130 kW		08.93 - 04.95	ALT	- AC		6 PK 2230
				ALT	+ AC		6 PK 2725

5.0 i V8

4987 ccm	165 kW		08.93 - 04.95	ALT	QTY: 2		11A 1130
----------	--------	--	---------------	-----	--------	--	----------

COMMODORE Stufenheck (VS)

3.8 i V6

3791 ccm	147 kW	L36	04.95 - 08.97	ALT	- AC		6 PK 2230
				ALT	+ AC		6 PK 2725

3.8 i V6 Supercharged

3791 ccm	165 kW	L67	08.95 - 06.97	ALT	- AC		6 PK 2230
				ALT	+ AC		6 PK 2725

5.0 i V8

4987 ccm	165 kW		08.95 - 06.97		+ AC		13A 850
----------	--------	--	---------------	--	------	--	---------



HOLDEN

COMMODORE Stufenheck (VS)

5.0 i V8

4987 ccm	165 kW	08.95 - 06.97	ALT		11A 1245
			ALT	+ PS; QTY: 1	11A 1145
			ALT	QTY: 2	11A 1245

5.0 i V8

4987 ccm	168 kW	06.97 - 09.97		+ AC	13A 850
			ALT		11A 1245
			ALT	+ PS; QTY: 1	11A 1145
			ALT	QTY: 2	11A 1245

COMMODORE Kombi (VS)

3.8 i v6

3791 ccm	147 kW	LN3	08.95 - 09.97	ALT	- AC	6 PK 2230
				ALT	+ AC	6 PK 2725

5.0 i V8

4987 ccm	167 kW		08.95 - 09.97		+ AC	13A 850
				ALT		11A 1245
				ALT	+ PS; QTY: 1	11A 1145
				ALT	QTY: 2	11A 1245

COMMODORE Pick-up (VS)

3.8 i V6

3791 ccm	147 kW	LN3	04.95 - 12.00	ALT	- AC	6 PK 2230
				ALT	+ AC	6 PK 2725

5.0 i V8

4987 ccm	165 kW		04.95 - 05.96		+ AC	13A 850
				ALT		11A 1245
				ALT	+ PS; QTY: 1	11A 1145
				ALT	QTY: 2	11A 1245

5.0 i V8

4987 ccm	168 kW		06.96 - 12.00		+ AC	13A 850
				ALT		11A 1245
				ALT	+ PS; QTY: 1	11A 1145
				ALT	QTY: 2	11A 1245

5.0 i V8

4987 ccm	179 kW		09.97 - 12.00		+ AC	13A 850
				ALT		11A 1245
				ALT	+ PS; QTY: 1	11A 1145
				ALT	QTY: 2	11A 1245

COMMODORE Stufenheck (VT)

3.8 i V6

3791 ccm	147 kW	L36	09.97 - 08.00	ALT	- AC	6 PK 2230
				ALT	+ AC	6 PK 2725

5.0 i V8

4987 ccm	179 kW		09.97 - 06.99		+ AC	13A 850
				ALT		11A 1245
				ALT	+ PS; QTY: 1	11A 1145
				ALT	QTY: 2	11A 1245

5.0 i V8

4987 ccm	195 kW		04.98 - 08.00		+ AC	13A 850
				ALT	+ PS; QTY: 1	11A 1145
				ALT	QTY: 2	11A 1245

5.7 i V8

5665 ccm	220 kW	LS1	06.99 - 08.00		+ AC	13A 850
				ALT		11A 1245
				ALT	+ PS; QTY: 1	11A 1145
				ALT	QTY: 2	11A 1245

3.8 i V6 Supercharged

3791 ccm	171 kW	L36	09.97 - 08.00			6 PK 1755
				ALT	- AC	6 PK 2230
				ALT	+ AC	6 PK 2725

COMMODORE Kombi (VT)

3.8 i V6

3791 ccm	147 kW	L36	09.97 - 08.02	ALT	- AC	6 PK 2230
				ALT	+ AC	6 PK 2725



HOLDEN

COMMODORE Kombi (VT)

5.0 i V8

4987 ccm	179 kW		09.97 - 08.02		+ AC	13A 850
				ALT		11A 1245
				ALT	+ PS; QTY: 1	11A 1145
				ALT	QTY: 2	11A 1245

5.7 i V8

5665 ccm	220 kW	LS1	06.99 - 08.00		+ AC	13A 850
				ALT		11A 1245
				ALT	+ PS; QTY: 1	11A 1145
				ALT	QTY: 2	11A 1245

COMMODORE Stufenheck (VX)

3.8 i V6

3791 ccm	152 kW	L36	09.00 - 09.02	ALT	- AC	6 PK 2230
				ALT	+ AC; FROM CHA-NO.: L661776	6 PK 2825
				ALT	+ AC; UNTIL CHA-NO.: L661776	6 PK 2805

3.8 i V6 Supercharged

3791 ccm	171 kW	L36	09.00 - 08.02			6 PK 1755
				ALT	- AC	6 PK 2230
				ALT	+ AC; FROM CHA-NO.: L661776	6 PK 2825
				ALT	+ AC; UNTIL CHA-NO.: L661776	6 PK 2805

5.7 i V8

5665 ccm	225 kW	LS1	09.00 - 09.02		+ AC	4 PK 1100
				ALT		6 PK 2000

COMMODORE Kombi (VX)

3.8 i V6

3791 ccm	152 kW	L36	09.00 - 09.02	ALT	- AC	6 PK 2230
				ALT	+ AC; FROM CHA-NO.: L661776	6 PK 2825
				ALT	+ AC; UNTIL CHA-NO.: L661776	6 PK 2805

5.7 i V8

5665 ccm	225 kW	LS1	09.00 - 09.02		+ AC	4 PK 1100
				ALT		6 PK 2000

COMMODORE Pick-up (VU)

3.8 i V6

3791 ccm	152 kW		12.00 - 09.02	ALT	- AC	6 PK 2230
				ALT	+ AC	6 PK 2725

5.7 i V8

5665 ccm	225 kW	LS1	12.00 - 09.02		+ AC	13A 850
				ALT		11A 1245
				ALT	+ PS; QTY: 1	11A 1145
				ALT	QTY: 2	11A 1245

COMMODORE Stufenheck (VY)

3.8 i V6

3791 ccm	152 kW	L36	09.02 - 08.04	ALT	- AC	6 PK 2230
				ALT	+ AC; FROM CHA-NO.: L661776	6 PK 2825
				ALT	+ AC; UNTIL CHA-NO.: L661776	6 PK 2805

3.8 i V6 Supercharged

3791 ccm	171 kW	L36	09.02 - 08.04			6 PK 1755
				ALT	- AC	6 PK 2230
				ALT	+ AC; FROM CHA-NO.: L661776	6 PK 2825
				ALT	+ AC; UNTIL CHA-NO.: L661776	6 PK 2805

5.7 i V8

5665 ccm	235 kW	LS1	09.02 - 08.03		+ AC	4 PK 1100
				ALT		6 PK 2000

5.7 i V8

5665 ccm	245 kW	LS1	09.02 - 08.03		+ AC	4 PK 1100
				ALT		6 PK 2000

COMMODORE Kombi (VY)

3.8 i V6

3791 ccm	152 kW	L36	09.02 - 08.04	ALT	- AC	6 PK 2230
				ALT	+ AC; FROM CHA-NO.: L661776	6 PK 2825
				ALT	+ AC; UNTIL CHA-NO.: L661776	6 PK 2805

5.7 i V8

5665 ccm	235 kW	LS1	09.02 - 08.03		+ AC	4 PK 1100
----------	--------	-----	---------------	--	------	-----------



HOLDEN

COMMODORE Kombi (VY)

5.7 i V8

5665 ccm 235 kW LS1 09.02 - 08.03 ALT 6 PK 2000

COMMODORE Pick-up (VY)

3.8 i V6

3791 ccm 152 kW L36 09.02 - 08.04 ALT - AC 6 PK 2230
ALT + AC; FROM CHA-NO.: L661776 6 PK 2825
ALT + AC; UNTIL CHA-NO.: L661776 6 PK 2805

3.8 i V6 Supercharged

3791 ccm 171 kW L67 09.02 - 08.04 6 PK 1755
ALT - AC 6 PK 2230
ALT + AC; FROM CHA-NO.: L661776 6 PK 2825
ALT + AC; UNTIL CHA-NO.: L661776 6 PK 2805

5.7 i V8

5665 ccm 225 kW LS1 09.02 - 08.03 + AC 4 PK 1100
ALT 6 PK 2000

5.7 i V8

5665 ccm 235 kW LS1 09.02 - 08.04 + AC 4 PK 1100
ALT 6 PK 2000

5.7 i V8

5665 ccm 245 kW LS1 09.02 - 08.03 + AC 4 PK 1100
ALT 6 PK 2000

COMMODORE Stufenheck (VZ)

3.6 i V6

3565 ccm 175 kW HB 09.04 - 06.06 ALT 6 PK 2550

3.6 i V6 Dual Fuel LPG

3565 ccm 175 kW HB 08.05 - 06.06 ALT 6 PK 2550

3.6 i V6

3565 ccm 190 kW HV 09.04 - 06.06 ALT 6 PK 2550

5.7 i V8

5665 ccm 235 kW 09.04 - 12.05 + AC 4 PK 1100
ALT 6 PK 2000

5.7 i V8

5665 ccm 250 kW 09.04 - 12.05 + AC 4 PK 1100
ALT 6 PK 2000

6.0 i V8

5967 ccm 260 kW L76 01.06 - 06.06 + AC 4 PK 1100
ALT 6 PK 1940

COMMODORE Kombi (VZ)

3.6 i V6

3565 ccm 175 kW HB 09.04 - 07.06 ALT 6 PK 2550

3.6 i V6 Dual Fuel LPG

3565 ccm 175 kW HB 09.04 - 07.06 ALT 6 PK 2550

3.6 i V6

3565 ccm 180 kW HN 09.04 - 07.07 ALT 6 PK 2550

5.7 i V8

5665 ccm 235 kW LS1 09.04 - 12.05 + AC 4 PK 1100
ALT 6 PK 2000

6.0 i V8

5967 ccm 260 kW LS2 01.06 - 01.07 + AC 4 PK 1100
ALT 6 PK 1940

COMMODORE Pick-up (VZ)

3.6 i V6

3565 ccm 175 kW HB 09.04 - 07.06 ALT 6 PK 2550

3.6 i V6 Dual Fuel LPG

3565 ccm 175 kW HB 10.06 - 08.07 ALT 6 PK 2550

3.6 i V6 Allrad

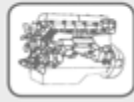
3565 ccm 190 kW H7 09.04 - 08.07 ALT 6 PK 2550

5.7 i V8

5665 ccm 250 kW LS1 09.04 - 02.06 + AC 4 PK 1100
ALT 6 PK 2000

6.0 i V8

5967 ccm 260 kW L76 01.06 - 08.07 + AC 4 PK 1100
ALT 6 PK 1940



HOLDEN

COMMODORE Stufenheck (VE)

3.6 i V6 Dual Fuel LPG

3565 ccm	175 kW	HB	08.06 -	ALT		6 PK 2550
----------	--------	----	---------	-----	--	-----------

3.6 i V6

3565 ccm	180 kW	HN	07.06 -	ALT		6 PK 2550
----------	--------	----	---------	-----	--	-----------

3.6 i V6

3565 ccm	210 kW	HV	09.09 -	ALT		6 PK 2550
----------	--------	----	---------	-----	--	-----------

3.6 i V6

3565 ccm	195 kW	HV	07.06 -	ALT		6 PK 2550
----------	--------	----	---------	-----	--	-----------

6.0 i V8

5967 ccm	270 kW		07.06 -	ALT		4 PK 1100
----------	--------	--	---------	-----	--	-----------

COMMODORE Kombi (VE)

3.6 i V6

3565 ccm	175 kW	HB	11.08 -	ALT		6 PK 2550
----------	--------	----	---------	-----	--	-----------

3.6 i V6

3565 ccm	180 kW	HN	04.08 -	ALT		6 PK 2550
----------	--------	----	---------	-----	--	-----------

3.6 i V6

3565 ccm	195 kW		04.08 -	ALT		6 PK 2550
----------	--------	--	---------	-----	--	-----------

3.6 i V6

3565 ccm	210 kW	HV	09.09 -	ALT		6 PK 2550
----------	--------	----	---------	-----	--	-----------

6.0 i V8

5967 ccm	270 kW	LS2	04.08 -	ALT		4 PK 1100
----------	--------	-----	---------	-----	--	-----------

COMMODORE Pick-up (VE)

3.6 i V6

3565 ccm	175 kW	HB	09.07 -	ALT		6 PK 2550
----------	--------	----	---------	-----	--	-----------

3.6 i V6 Dual Fuel LPG

3565 ccm	175 kW	HB	09.07 -	ALT		6 PK 2550
----------	--------	----	---------	-----	--	-----------

3.6 i V6

3565 ccm	180 kW	HN	09.07 -	ALT		6 PK 2550
----------	--------	----	---------	-----	--	-----------

3.6 i V6

3565 ccm	195 kW		09.09 -	ALT		6 PK 2550
----------	--------	--	---------	-----	--	-----------

3.6 i V6

3565 ccm	210 kW	HV	09.07 -	ALT		6 PK 2550
----------	--------	----	---------	-----	--	-----------

6.0 i V8

5967 ccm	260 kW	L76	09.07 -	ALT		4 PK 1100
----------	--------	-----	---------	-----	--	-----------

6.0 i V8

5967 ccm	270 kW		09.07 -	ALT		4 PK 1100
----------	--------	--	---------	-----	--	-----------

CREWMAN Pick-up (VY)

3.8 i V6

3791 ccm	152 kW	L36	09.03 - 07.04	ALT	- AC	6 PK 2230
----------	--------	-----	---------------	-----	------	-----------

				ALT	+ AC; FROM CHA-NO.: L661776	6 PK 2825
--	--	--	--	-----	-----------------------------	-----------

				ALT	+ AC; UNTIL CHA-NO.: L661776	6 PK 2805
--	--	--	--	-----	------------------------------	-----------

CREWMAN Pick-up (VZ)

3.6 i V6 4x4

3565 ccm	175 kW	HB	11.05 - 12.07	ALT		6 PK 2550
----------	--------	----	---------------	-----	--	-----------

3.6 i V6

3565 ccm	180 kW	HN	09.06 - 12.07	ALT		6 PK 2550
----------	--------	----	---------------	-----	--	-----------

5.7 i V8

5665 ccm	235 kW	LS1	08.04 - 02.06		+ AC	4 PK 1100
----------	--------	-----	---------------	--	------	-----------

				ALT		6 PK 2000
--	--	--	--	-----	--	-----------

5.7 i V8 4x4

5665 ccm	235 kW	LS1	08.04 - 02.06		+ AC	4 PK 1100
----------	--------	-----	---------------	--	------	-----------

				ALT		6 PK 2000
--	--	--	--	-----	--	-----------

6.0 i V8 4x4

5967 ccm	260 kW	L76	02.06 - 07.06		+ AC	6 PK 1100
----------	--------	-----	---------------	--	------	-----------

				ALT		6 PK 1940
--	--	--	--	-----	--	-----------

6.0 i V8

5967 ccm	270 kW		06.06 - 12.07		+ AC	6 PK 1100
----------	--------	--	---------------	--	------	-----------

				ALT		6 PK 1940
--	--	--	--	-----	--	-----------

CRUZE Schrägheck (YG)

1.5 i AWD

1490 ccm	73 kW	M15A	08.02 - 06.06		+ AC	4 PK 812
----------	-------	------	---------------	--	------	----------

				ALT		4 PK 835
--	--	--	--	-----	--	----------



HOLDEN

CRUZE Stufenheck (JG, JH)

1.8 i

1796 ccm 104 kW F18D 06.09 - ALT 6 PK 1555

2.0 DTFi

1991 ccm 110 kW Z 20 S1 06.09 - ALT 6 PK 2100

EPICA Stufenheck (EP)

2.0 i

1993 ccm 105 kW X 20 D1 03.07 - ALT 6 PK 1840

2.5 i

2492 ccm 115 kW X 25 D1 03.07 - ALT 6 PK 1840

TD

1991 ccm 110 kW X 20 S1 07.08 - ALT 6 PK 2100

FRONTERA (UES)

2.0 i 4x4

1998 ccm 85 kW X 20 SE 10.95 - 03.99 ALT - AC 6 PK 1715
ALT + AC 6 PK 2050

2.2 i 4x4

2198 ccm 96 kW X 22 SE 02.99 - 07.02 ALT 6 PK 1865

3.2 i 4x4

3165 ccm 151 kW 6VD1 08.98 - 04.04 ALT 6 PK 2300

JACKAROO (UBS)

2.0 4x4 (UBS13)

1949 ccm 65 kW G200Z 11.81 - 07.85 + AC 11A 890
+ PS 13A 1015
ALT 13A 865

2.3 4x4 (UBS16)

2254 ccm 81 kW 4ZD1 08.85 - 12.88 + AC AVX 10 x 763
+ PS 13A 1015
ALT 13A 875

2.6 4x4 (UBS17)

2559 ccm 85 kW 4ZE1 10.87 - 09.91 + AC 13A 1005
+ PS 13A 1030
ALT 13A 890
CAM ZRK 1097

2.2 D 4x4 (UBS52)

2238 ccm 45 kW C223 11.81 - 12.83 + PS AVX 13 x 1500
ALT AVX 15 x 1105

2.2 TD 4x4 (UBS52)

2238 ccm 54 kW C223-T 10.85 - 09.88 + PS AVX 13 x 1500
ALT AVX 15 x 1105

2.8 TD 4x4 (UBS55)

2771 ccm 74 kW 4JB1-T 10.87 - 09.91 + AC; QTY: 2 13A 1525
ALT 15A 1030

JACKAROO / MONTEREY (UBS)

3.2 i 4x4 (UBS25)

3165 ccm 130 kW 6VD1 04.92 - 02.98 + PS 11A 1030
+ AC 4 PK 785
ALT 4 PK 962
CAM ZRK 1235

3.5 RS 4x4 (UBS26)

3494 ccm 158 kW 6VE1 03.98 - 09.04 ALT 6 PK 2300

3.0 TD 4x4 (UBS73)

2999 ccm 117 kW 4JX1-T 03.98 - 09.04 + AC 13A 1250
QTY: 2; PAIR 11A 1005
ALT ZRK 1431
CAM

3.1 TD 4x4 (UBS69)

3059 ccm 84 kW 4JG2-TC 04.92 - 02.98 + AC; QTY: 2 13A 1525
+ PS AVX 13 x 1475
ALT 15A 1030

MONARO Coupe (V2)

3.8

3791 ccm 171 kW L67 12.01 - 08.03 ALT 6 PK 2845



HOLDEN

MONARO Coupe (V2)

5.7 i V8

5665 ccm	245 kW	LS1	08.03 - 09.04	+ AC	6 PK 2000
----------	--------	-----	---------------	------	-----------

5.7 i V8

5665 ccm	225 kW	LS1	12.01 - 01.03	+ AC	4 PK 1100
			ALT		6 PK 2000

5.7 i V8

5665 ccm	235 kW	LS1	01.03 - 08.03	+ AC	6 PK 2000
----------	--------	-----	---------------	------	-----------

MONARO Coupe (VZ)

5.7 i V8

5665 ccm	260 kW	LS1	09.04 - 07.06	+ AC	6 PK 2000
----------	--------	-----	---------------	------	-----------

NOVA Schrägheck (LF)

1.6

1587 ccm	75 kW	4A-FE	09.91 - 10.94	+ AC	4 PK 865
				+ PS	3 PK 630
			ALT		5 PK 985
			CAM		ZRK 1037

1.8

1762 ccm	85 kW	7A-FE	06.92 - 10.94	+ AC	4 PK 855
				+ PS	3 PK 630
			ALT		5 PK 985
			CAM		ZRK 1004

1.4

1397 ccm	60 kW	6A-FC	09.91 - 11.92	+ AC	4 PK 865
				+ PS	3 PK 630
			ALT		5 PK 965
			CAM		ZRK 1126

1.6

1587 ccm	67 kW	4A-FC	09.91 - 10.94	+ AC	4 PK 865
				+ PS	3 PK 630
			ALT		5 PK 965
			CAM		ZRK 1037

NOVA Stufenheck (LF)

1.6 i

1587 ccm	75 kW	4A-FE	09.91 - 10.94	+ AC	4 PK 865
				+ PS	3 PK 630
			ALT		5 PK 985
			CAM		ZRK 1037

1.8

1762 ccm	86 kW	7A-FE	06.92 - 10.94	+ AC	4 PK 855
				+ PS	3 PK 630
			ALT		5 PK 985
			CAM		ZRK 1004

NOVA Schrägheck (LG)

1.6

1587 ccm	78 kW	4A-FE	10.94 - 12.97	+ AC	4 PK 865
				+ PS	3 PK 630
			ALT		5 PK 985
			CAM		ZRK 1003

1.8 i

1762 ccm	85 kW	7A-FE	10.94 - 12.97	+ AC	4 PK 855
				+ PS	3 PK 630
			ALT		5 PK 985
			CAM		ZRK 1004

NOVA Stufenheck (LG)

1.6 i

1587 ccm	78 kW	4A-FE	10.94 - 12.97	+ AC	4 PK 865
				+ PS	3 PK 630
			ALT		5 PK 985
			CAM		ZRK 1003

1.8 i

1762 ccm	85 kW	7A-FE	10.94 - 12.97	+ AC	4 PK 855
				+ PS	3 PK 630
			ALT		5 PK 985



HOLDEN

NOVA Stufenheck (LG)

1.8 i

1762 ccm 85 kW 7A-FE 10.94 - 12.97 CAM ZRK 1004

SCURRY Bus (NB)

1.0

970 ccm 33 kW F10A 07.85 - 12.87 ALT CAM AVX 10 x 763
ZRK 1034

STATESMAN Stufenheck (VQ)

3.8 i V6

3791 ccm 127 kW LN3 04.90 - 09.93 ALT + AC 6 PK 2373

5.0 i V8

4987 ccm 165 kW GMH 308 (Red) 04.90 - 02.94 + AC 13A 840
ALT 11A 1130

STATESMAN Stufenheck (VR)

3.8 i V6

3791 ccm 130 kW LN3 03.94 - 04.95 ALT - AC 6 PK 1650
ALT + AC 6 PK 2373

5.0 i V8

4987 ccm 165 kW 03.94 - 04.95 + AC 13A 840
+ PS 11A 1130

STATESMAN Stufenheck (VS)

3.8 i V6

3791 ccm 147 kW LN3 04.95 - 05.98 ALT - AC 6 PK 2225
ALT + AC 6 PK 2725

3.8 i V6 Supercharged

3791 ccm 165 kW L67 10.96 - 06.99 ALT - AC 6 PK 1755
ALT + AC 6 PK 2225
6 PK 2725

5.0 i V8

4987 ccm 168 kW 04.95 - 06.99 + AC 13A 840
ALT 11A 1130

STATESMAN Stufenheck (WH)

3.8 i V6

3791 ccm 147 kW 06.99 - 04.03 ALT - AC 6 PK 2225
ALT + AC 6 PK 2825

3.8 i V6 Supercharged

3791 ccm 171 kW L67 08.01 - 04.03 ALT 6 PK 1755
6 PK 2845

5.7 i V8

5665 ccm 220 kW LS1 06.99 - 11.02 + AC 4 PK 1100
ALT 6 PK 2000

5.7 i V8

5665 ccm 225 kW LS1 11.02 - 04.03 + AC 4 PK 1100
ALT 6 PK 2000

3.8 i V6

3791 ccm 152 kW L36 08.01 - 04.03 ALT - AC 6 PK 2225
ALT + AC 6 PK 2825

STATESMAN Stufenheck (WK)

3.8 i V6

3791 ccm 152 kW L36 05.03 - 07.04 ALT - AC 6 PK 2825
ALT 6 PK 2225

3.8 i V6 Supercharged

3791 ccm 171 kW L67 05.03 - 07.04 ALT 6 PK 1755
ALT 6 PK 2725
ALT 6 PK 2845

5.7 i V8

5665 ccm 245 kW LS1 05.03 - 07.04 + AC 4 PK 1100
ALT 6 PK 2000

STATESMAN Stufenheck (WL)

3.6 VVT

3565 ccm 190 kW H7 08.04 - 07.06 ALT 6 PK 2550



HOLDEN

STATESMAN Stufenheck (WL)

5.7 i V8

5665 ccm	250 kW	LS1	08.04 - 07.06		+ AC		4 PK 1100
				ALT			6 PK 2000

6.0 i V8

5967 ccm	260 kW	L76	02.06 - 07.06		+ AC		6 PK 1100
				ALT			6 PK 1940

STATESMAN Stufenheck (WM)

3.6 i V6

3565 ccm	195 kW	LY7	07.06 -	ALT			6 PK 2550
----------	--------	-----	---------	-----	--	--	-----------

6.0 i V8

5965 ccm	270 kW	LS2	07.06 -		+ AC		6 PK 1100
				ALT			6 PK 1940

SUBURBAN Kombi

5.7 4x4 (1500)

5733 ccm	190 kW		01.98 - 01.00	ALT			6 PK 2240
----------	--------	--	---------------	-----	--	--	-----------

6.5 D 4x4 (2500)

6498 ccm	145 kW		01.98 - 01.00	ALT			6 PK 2565
----------	--------	--	---------------	-----	--	--	-----------

TIGRA (XC)

1.8

1796 ccm	92 kW	Z 18 XE	09.05 - 12.07	ALT			5 PK 1215
				CAM			ZRK 1026

VECTRA Schrägheck (JR)

2.0 i

1998 ccm	100 kW	C 20 SEL;X 20 XEV	06.97 - 12.98	ALT	- AC		6 PK 1725
				ALT	+ AC		6 PK 1900
				CAM			ZRK 1291

2.5 i

2498 ccm	125 kW	X 25 XE	06.97 - 12.98	ALT			6 PK 2030
				CAM			ZRK 1022

VECTRA Stufenheck (JR)

2.0 i

1998 ccm	100 kW	C 20 SEL;X 20 XEV	06.97 - 12.98	ALT	- AC		6 PK 1725
				ALT	+ AC		6 PK 1900
				CAM			ZRK 1291

2.5 i

2498 ccm	125 kW	X 25 XE	06.97 - 12.98	ALT			6 PK 2030
				CAM			ZRK 1022

VECTRA Schrägheck (JS)

2.0 i

1998 ccm	100 kW	C 20 SEL	12.98 - 11.00	ALT	- AC		6 PK 1725
				ALT	+ AC		6 PK 1900
				CAM			ZRK 1291

2.2 i

2198 ccm	104 kW	C 22 SEL	11.00 - 03.03	ALT	- AC		6 PK 1725
				ALT	+ AC		6 PK 1900
				CAM			ZRK 1256

2.5 i

2498 ccm	125 kW	X 25 XE	08.98 - 12.02	ALT			6 PK 2030
				CAM			ZRK 1022

2.6 i V6

2597 ccm	125 kW	Y 26 SE	11.00 - 12.02	ALT			6 PK 2030
				CAM			ZRK 1022

VECTRA Stufenheck (JS)

2.0 i

1998 ccm	100 kW	C 20 SEL	12.98 - 11.00	ALT	- AC		6 PK 1725
				ALT	+ AC		6 PK 1900
				CAM			ZRK 1291

2.2 i

2198 ccm	104 kW	C 22 SEL	08.98 - 07.02	ALT	- AC		6 PK 1725
				ALT	+ AC		6 PK 1900
				CAM			ZRK 1291



HOLDEN

VECTRA Stufenheck (JS)

2.6 i V6

2597 ccm	125 kW	Y 26 SE	07.00 - 07.02	ALT CAM		6 PK 2030 ZRK 1022
----------	--------	---------	---------------	------------	--	-----------------------

VECTRA Kombi (JS)

2.2 i

2198 ccm	104 kW	C 22 SEL	08.98 - 03.03	ALT ALT CAM	- AC + AC	6 PK 1725 6 PK 1900 ZRK 1256
----------	--------	----------	---------------	-------------------	--------------	------------------------------------

VECTRA Schrägheck (ZC)

2.2 i

2198 ccm	108 kW	Z 22 SE	04.02 - 12.06	ALT		6 PK 1900
----------	--------	---------	---------------	-----	--	-----------

3.2 i

3175 ccm	155 kW	Z 32 SE	08.02 - 12.06	ALT CAM		6 PK 2000 ZRK 1022
----------	--------	---------	---------------	------------	--	-----------------------

VECTRA Stufenheck (ZC)

2.2 i

2198 ccm	108 kW	Z 22 SE	04.02 - 12.06	ALT		6 PK 1900
----------	--------	---------	---------------	-----	--	-----------

3.2 i

3175 ccm	155 kW	Z 32 SE	08.02 - 12.06	ALT CAM		6 PK 2000 ZRK 1022
----------	--------	---------	---------------	------------	--	-----------------------

VIVA Schrägheck (JF)

1.8 i

1796 ccm	89 kW	F18D3	03.05 - 12.09	ALT CAM		6 PK 1880 ZRK 1026
----------	-------	-------	---------------	------------	--	-----------------------

VIVA Stufenheck (JF)

1.8 i

1796 ccm	89 kW	F18D3	03.05 - 12.09	ALT CAM		6 PK 1880 ZRK 1026
----------	-------	-------	---------------	------------	--	-----------------------

VIVA Kombi (JF)

1.8 i

1796 ccm	89 kW	F18D3	03.05 - 12.09	ALT CAM		6 PK 1880 ZRK 1026
----------	-------	-------	---------------	------------	--	-----------------------

ZAFIRA (TT)

2.2 i

2198 ccm	108 kW	Z 22 SE	06.01 - 02.06	ALT		5 PK 1030
----------	--------	---------	---------------	-----	--	-----------

HONDA

ACCORD V (CC7, CD)

2.0 i

1997 ccm	85 kW	F20Z2	03.93 - 01.96	ALT ALT PS CAM CAM BAL CAM	FROM: 01.94; - AC FROM: 01.94; + AC FROM: 01.94	5 PK 954 5 PK 1104 4 PK 1075 ZRK 1152 ZRK 1171 KT 1538 KT 1212
----------	-------	-------	---------------	--	---	--

2.0 i S

1997 ccm	96 kW	F20Z1	03.93 - 01.96	ALT ALT PS CAM CAM BAL CAM	FROM: 01.94; - AC FROM: 01.94; + AC FROM: 01.94	5 PK 954 5 PK 1104 4 PK 1075 ZRK 1152 ZRK 1171 KT 1538 KT 1212
----------	-------	-------	---------------	--	---	--

2.3 i SR

2259 ccm	116 kW	H23A3	03.93 - 01.96	ALT ALT PS CAM CAM BAL	FROM: 01.94; - AC FROM: 01.94; + AC FROM: 01.94	5 PK 954 5 PK 1104 4 PK 1075 ZRK 1152 ZRK 1181 KT 1538
----------	--------	-------	---------------	---------------------------------------	---	---



HONDA

ACCORD V Aerodeck (CE)

2.0 i LS 16V (CE2)

1997 ccm	100 kW	F20B3	09.93 - 02.98	ALT	FROM: 01.94; - AC	6 PK 935
				ALT	FROM: 01.94; + AC	6 PK 1115
				PS	FROM: 01.94	4 PK 1065
				CAM		ZRK 1152
				CAM		ZRK 1171
				BAL		KT 1538
				CAM		KT 1212

2.2 i ES (CE1)

2156 ccm	110 kW	F22B5	09.93 - 02.98	ALT	FROM: 01.94; - AC	6 PK 935
				ALT	FROM: 01.94; + AC	6 PK 1115
				PS	FROM: 01.94	4 PK 1065
				CAM		ZRK 1152
				CAM		ZRK 1171
				BAL		KT 1538
				CAM		KT 1212

ACCORD V Coupe (CD7, CD9)

2.0 (CD9)

1997 ccm	100 kW	F20B3	09.93 - 12.97	ALT	- AC	6 PK 935
				ALT	+ AC	6 PK 1115
				PS		4 PK 1065
				CAM		ZRK 1152
				CAM		ZRK 1171
				BAL		KT 1538
				CAM		KT 1212

2.2 i ES (CD7)

2156 ccm	110 kW	F22B5	09.93 - 02.98	ALT	- AC	6 PK 935
				ALT	+ AC	6 PK 1115
				PS		4 PK 1065
				CAM		ZRK 1152
				CAM		ZRK 1171
				BAL		KT 1538
				CAM		KT 1212

ACCORD VI (CE, CF)

1.9 i (CE7)

1850 ccm	85 kW	F18A3	02.96 - 10.98	ALT	- AC	5 PK 954
				ALT	+ AC	5 PK 1104
				PS		4 PK 1075
				CAM		ZRK 1152
				CAM		ZRK 1171
				BAL		KT 1538
				CAM		KT 1212

2.0 i LS (CE8)

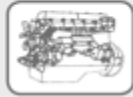
1997 ccm	96 kW	F20Z1	02.96 - 10.98	ALT	- AC	5 PK 954
				ALT	+ AC	5 PK 1104
				PS		4 PK 1075
				CAM		ZRK 1152
				CAM		ZRK 1171
				BAL		KT 1538
				CAM		KT 1212

2.2 i VTEC (CE9)

2156 ccm	110 kW	F22Z2	02.96 - 10.98	ALT	- AC	5 PK 954
				ALT	+ AC	5 PK 1104
				PS		4 PK 1075
				CAM		ZRK 1062
				CAM		ZRK 1152
				BAL		KT 1538
				CAM		KT 1473

2.0 TDi (CF1)

1994 ccm	77 kW	20T2N	04.96 - 10.98	ALT	- AC	6 PK 1185
				ALT	+ AC	6 PK 1460
				CAM		ZRK 1077
				INJ-P		ZRK 1076
				CAM		KT 1337



HONDA

ACCORD VII (CG, CK)

1.6 LS

1590 ccm	79 kW	D16B7	10.98 - 12.02	AC-C		4 PK 825
				ALT		4 PK 790
				PS		4 PK 845

1.6 i

1590 ccm	85 kW	D16B6	10.98 - 12.02	AC-C		4 PK 825
				ALT		4 PK 790
				PS		4 PK 845
				CAM		ZRK 1163
				CAM		KT 1345

1.8 i

1850 ccm	100 kW	F18B2	10.98 - 12.02	ALT	- AC	6 PK 955
				ALT	MTR-CODE: F18B2; + AC	6 PK 1105
				ALT	MTR-CODE: F18B3; - AC	6 PK 950
				ALT	MTR-CODE: F18B3; + AC	6 PK 1105
				PS	MTR-CODE: F18B2	4 PK 1065
				PS	MTR-CODE: F18B3	4 PK 1065
				CAM		ZRK 1062
				CAM		ZRK 1152
				BAL		KT 1538
				CAM		KT 1473

2.0 i

1997 ccm	108 kW	F20B6	10.98 - 01.01	ALT	- AC	6 PK 955
				ALT	+ AC	6 PK 1105
				PS		4 PK 1065
				CAM		ZRK 1062
				CAM		ZRK 1152
				BAL		KT 1538
				CAM		KT 1473

2.2 Type-R

2157 ccm	156 kW	H22A7	02.99 - 12.02	ALT	- AC	6 PK 913
				ALT	+ AC	6 PK 1045
				PS		4 PK 1020
				CAM		ZRK 1152
				CAM		ZRK 1408

2.0 Turbo DI

1994 ccm	77 kW	20T2N	02.99 - 12.02	ALT	- AC	6 PK 1185
				ALT	+ AC	6 PK 1460
				CAM		ZRK 1077
				INJ-P		ZRK 1076
				CAM		KT 1337

2.3 (CK2)

2254 ccm	113 kW	F23A1;F23Z5	01.01 - 06.03	ALT		6 PK 1105
				PS		4 PK 1065
				CAM		ZRK 1062
				CAM		ZRK 1152
				BAL		KT 1538

ACCORD VII Hatchback (CH)

1.6

1590 ccm	85 kW	D16B6	12.99 - 12.02	AC-C		4 PK 825
				ALT		4 PK 790
				PS		4 PK 845

1.8 i (CH6)

1850 ccm	100 kW	F18B2	12.99 - 12.02	ALT	- AC	6 PK 955
				ALT	+ AC	6 PK 1105
				PS		4 PK 1065
				CAM		ZRK 1062
				CAM		ZRK 1152
				BAL		KT 1538
				CAM		KT 1473

2.0 (CH7)

1997 ccm	108 kW	F20B6	12.99 - 12.02	ALT	- AC	6 PK 955
				ALT	+ AC	6 PK 1105
				PS		4 PK 1065
				CAM		ZRK 1062
				CAM		ZRK 1152



HONDA

ACCORD VII Hatchback (CH)

2.0 (CH7)

1997 ccm	108 kW	F20B6	12.99 - 12.02	BAL		KT 1538
----------	--------	-------	---------------	-----	--	---------

2.3 (CL4)

2254 ccm	113 kW	F23Z5	11.00 - 12.02	ALT		6 PK 1105
				PS		4 PK 1065
				CAM		ZRK 1062
				CAM		ZRK 1152
				BAL		KT 1538

2.0 TDi

1994 ccm	77 kW	20T2N	12.99 - 10.00	ALT	- AC	6 PK 1185
				ALT	+ AC	6 PK 1460
				CAM		ZRK 1077
				INJ-P		ZRK 1076
				CAM		KT 1337

ACCORD VII Coupe (CG)

2.0 i 16V

1997 ccm	108 kW	F20B5;F20B7	02.98 - 06.03	ALT	- AC	6 PK 935
				ALT	+ AC	6 PK 1105
				PS		4 PK 1065
				CAM		ZRK 1062
				CAM		ZRK 1152
				BAL		KT 1538
				CAM	UNTIL: 12.12	KT 1473

2.3 VTi

2254 ccm	113 kW	F23A3	02.98 - 10.02	CAM		ZRK 1062
				CAM		ZRK 1152

3.0 V6 24V

2997 ccm	147 kW	J30A1	02.98 - 06.03	ALT		6 PK 1175
				PS		4 PK 1110
				CAM		ZRK 1446

ACCORD VII Aerodeck (CM_)

2.3 16 V

2254 ccm	118 kW	F23A7	02.98 -	CAM		ZRK 1062
				CAM		ZRK 1152

ACCORD VIII (CL_, CM_)

2.4 (CL9)

2354 ccm	140 kW	K24A;K24A3	02.03 -	ALT		7 PK 1750
----------	--------	------------	---------	-----	--	-----------

2.2 i-CTDi

2204 ccm	103 kW	N22A1	01.04 -	ALT		7 PK 2271
----------	--------	-------	---------	-----	--	-----------

ACCORD VIII Tourer (CM_)

2.4 (CM2)

2354 ccm	140 kW	K24A	04.03 -	ALT		7 PK 1750
----------	--------	------	---------	-----	--	-----------

2.2 i-CTDi

2204 ccm	103 kW	N22A1	01.04 -	ALT		7 PK 2271
----------	--------	-------	---------	-----	--	-----------

CITY Stufenheck

1.3

1339 ccm	60 kW	L13A3	10.05 -	AC-C		5 PK 1145
				ALT		5 PK 1140

CIVIC V Hatchback (EG)

1.3 16V (EG3)

1343 ccm	55 kW	D13B2	10.91 - 11.95	AC-C		4 PK 795
				AC-C	FOR: MATSUSHITA	4 PK 870
				ALT		4 PK 780
				PS		4 PK 813
				CAM		ZRK 1165
				CAM		KT 1055

1.5 i 16V (EG4)

1493 ccm	66 kW	D15B2;D15Z2	10.91 - 11.95	AC-C	MTR-CODE: D15B2	4 PK 870
				ALT		4 PK 780
				PS		4 PK 813
				CAM		ZRK 1165
				CAM		KT 1055



HONDA

CIVIC V Hatchback (EG)

1.5 i 16V (EG4)

1493 ccm	69 kW	D15B2;D15Z1	10.91 - 11.95	CAM	MTR-CODE: D15B2	ZRK 1165
				CAM	MTR-CODE: D15Z1; MTR-TYP: VTEC	ZRK 1160
				CAM	MTR-CODE: D15B2	KT 1055
				CAM	MTR-CODE: D15Z1	KT 1291

1.6 16V Vtec (EG5)

1590 ccm	92 kW	D16Z6	10.91 - 11.95	AC-C	FROM: 01.95; MTR-CODE: D16Z9	4 PK 795
				AC-C	MTR-CODE: D16Z6;D16Z7	4 PK 795
				ALT	FROM: 01.95; MTR-CODE: D16Z9	4 PK 780
				ALT	MTR-CODE: D16Z6;D16Z7	4 PK 780
				PS	FROM: 01.95; MTR-CODE: D16Z9	4 PK 813
				PS	MTR-CODE: D16Z6;D16Z7	4 PK 813
				CAM	OE-NO.: 14400-P1G-E01	ZRK 1160
				CAM	OE-NO.: 14400-P1H-E01	ZRK 1163
				CAM	OE-NO.: 14400-P1H-E01	KT 1345

1.6

1590 ccm	96 kW	D16A9;D16Y1	10.91 - 09.95	CAM		ZRK 1178
				CAM		KT 1164

1.6 VTi 16V (EG6)

1595 ccm	118 kW	B16A2	10.91 - 11.95	AC-C		4 PK 835
				ALT		4 PK 775
				PS		4 PK 870
				CAM		ZRK 1179
				CAM		KT 1379

CIVIC V Stufenheck (EG, EH)

1.3

1343 ccm	55 kW	D13B2	01.92 - 12.92	AC-C		4 PK 795
				AC-C	FOR: MATSUSHITA	4 PK 870
				ALT		4 PK 780
				PS		4 PK 813

1.5

1493 ccm	67 kW	D15B7	10.93 - 12.95	ALT		4 PK 780
				PS		4 PK 813
				CAM		ZRK 1165
				CAM		KT 1055

1.5 i 16V (EG8)

1493 ccm	69 kW	D15B2;D15Z1	10.91 - 11.95	AC-C	MTR-CODE: D15B2	4 PK 870
				AC-C	MTR-CODE: D15Z1	4 PK 795
				ALT		4 PK 780
				PS		4 PK 813
				CAM	MTR-CODE: D15B2	ZRK 1165
				CAM	MTR-CODE: D15Z1; MTR-TYP: VTEC	ZRK 1160
				CAM	MTR-CODE: D15B2	KT 1055
				CAM	MTR-CODE: D15Z1	KT 1291

1.5 (EG8)

1493 ccm	74 kW	D15B2;D15Z1	10.93 - 12.95	AC-C	MTR-CODE: D15B2	4 PK 870
				AC-C	MTR-CODE: D15Z1	4 PK 795
				ALT		4 PK 780
				PS		4 PK 813
				CAM	MTR-CODE: D15B2	ZRK 1165
				CAM	MTR-CODE: D15Z1; MTR-TYP: VTEC	ZRK 1160
				CAM	MTR-CODE: D15B2	KT 1055
				CAM	MTR-CODE: D15Z1	KT 1291

1.6 16V Vtec (EH9)

1590 ccm	92 kW	D16Z6;D16Z7	10.91 - 11.95	AC-C		4 PK 795
				ALT		4 PK 780
				PS		4 PK 813
				CAM		ZRK 1163
				CAM		KT 1345

1.6 4x4

1590 ccm	92 kW	D16Z7	01.92 - 10.95	AC-C		4 PK 795
				ALT		4 PK 780
				PS		4 PK 813

1.6 (EH9)

1590 ccm	96 kW	D16Y1;D16Z6	10.91 - 10.93	CAM		ZRK 1163
				CAM		KT 1345



HONDA

CIVIC V Stufenheck (EG, EH)

1.6 VTi (EG9)

1595 ccm	118 kW	B16A2	10.91 - 11.95	AC-C		4 PK 835
				ALT		4 PK 775
				PS		4 PK 870
				CAM		ZRK 1179
				CAM		KT 1379

CIVIC V Coupe (EJ)

1.5 i LSi (EJ2)

1493 ccm	74 kW	D15B7	01.94 - 11.95	AC-C		4 PK 795
				ALT		4 PK 780
				PS		4 PK 813
				CAM		ZRK 1165
				CAM		KT 1055

1.6 i (EJ6)

1590 ccm	77 kW	D16Y7	01.94 - 11.95	CAM	OE-NO.: 14400-P1H-E01	ZRK 1163
				CAM		KT 1345

1.6 i Vtec (EJ1)

1590 ccm	92 kW	D16Y6;D16Z9	01.94 - 03.96	AC-C		4 PK 795
				ALT		4 PK 780
				PS		4 PK 813
				CAM		ZRK 1163
				CAM		KT 1345

1.6 i Vtec

1595 ccm	118 kW	B16A2	01.94 - 11.95	CAM		ZRK 1179
				CAM		KT 1379

CIVIC VI Hatchback (EJ, EK)

1.4 i (EJ9)

1396 ccm	55 kW	D14A3;D14Z1	11.95 - 02.01	AC-C	FROM: 11.98; MTR-CODE: D14Z1;D14Z2	4 PK 825
				AC-C	FROM: 11.98; MTR-CODE: D14Z3; DOOR: 5	4 PK 825
				AC-C	MTR-CODE: D14A3;D14A4; DOOR: 3/4	4 PK 825
				ALT	FROM: 11.98; MTR-CODE: D14Z1;D14Z2	4 PK 805
				ALT	FROM: 11.98; MTR-CODE: D14Z3; DOOR: 5	4 PK 790
				ALT	MTR-CODE: D14A3;D14A4; DOOR: 3/4	4 PK 805
				PS	FROM: 11.98; MTR-CODE: D14Z1;D14Z2	4 PK 845
				PS	FROM: 11.98; MTR-CODE: D14Z3; DOOR: 5	4 PK 845
				PS	MTR-CODE: D14A3;D14A4; DOOR: 3/4	4 PK 845
				CAM		ZRK 1160
				CAM		KT 1291
				W-P; CAM		KT 1291 W1

1.4 i S (EJ9)

1396 ccm	66 kW	D14A4;D14Z2	11.95 - 02.01	AC-C	FROM: 11.98; MTR-CODE: D14Z1;D14Z2	4 PK 825
				AC-C	MTR-CODE: D14A3;D14A4; DOOR: 3/4	4 PK 825
				ALT	FROM: 11.98; MTR-CODE: D14Z1;D14Z2	4 PK 805
				ALT	MTR-CODE: D14A3;D14A4; DOOR: 3/4	4 PK 805
				PS	FROM: 11.98; MTR-CODE: D14Z1;D14Z2	4 PK 845
				PS	MTR-CODE: D14A3;D14A4; DOOR: 3/4	4 PK 845
				CAM		ZRK 1160
				CAM		KT 1291
				W-P; CAM		KT 1291 W1

1.5 i (EK3)

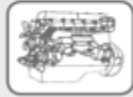
1493 ccm	84 kW	D15Z6	11.95 - 02.01	AC-C	DOOR: 5	4 PK 825
				ALT	DOOR: 5	4 PK 805
				PS	DOOR: 5	4 PK 845
				CAM		ZRK 1160
				CAM		KT 1291

1.6 i (EK1)

1590 ccm	84 kW	D16Y5	11.95 - 02.01	AC-C	DOOR: 3/4	4 PK 825
				ALT	DOOR: 3/4	4 PK 805
				PS	DOOR: 3/4	4 PK 845
				CAM	OE-NO.: 14400-P1G-E01	ZRK 1160
				CAM	OE-NO.: 14400-P1H-E01	ZRK 1163
				CAM	OE-NO.: 14400-P1H-E01	KT 1345

1.6

1590 ccm	93 kW	D16Y2	10.95 - 09.00	AC-C	DOOR: 5	4 PK 795
				ALT	DOOR: 5	4 PK 790
				PS	DOOR: 5	4 PK 813



HONDA

CIVIC VI Hatchback (EJ, EK)

1.6 VTi (EK4)

1595 ccm	118 kW	B16A2	11.95 - 02.01	AC-C ALT PS CAM CAM	DOOR: 3/4 DOOR: 3/4 DOOR: 3/4	4 PK 845 4 PK 775 4 PK 875 ZRK 1179 KT 1379
----------	--------	-------	---------------	---------------------------------	-------------------------------------	---

2.0 TDiC

1994 ccm	77 kW	20T2N	11.98 - 10.00	ALT ALT CAM INJ-P CAM	- AC + AC	6 PK 1185 6 PK 1460 ZRK 1077 ZRK 1076 KT 1337
----------	-------	-------	---------------	-----------------------------------	--------------	---

CIVIC VI Fastback (MA, MB)

1.4 i (MA8, MB2)

1396 ccm	55 kW	D14A5;D14A7	09.95 - 02.01	CAM CAM		ZRK 1165 KT 1055
----------	-------	-------------	---------------	------------	--	---------------------

1.4 i (MA8, MB2)

1396 ccm	66 kW	D14A2;D14A8	09.94 - 01.97	AC-C ALT PS CAM CAM	FROM: 11.95; DOOR: 5 FROM: 11.95; DOOR: 5 FROM: 11.95; DOOR: 5	4 PK 795 4 PK 790 4 PK 813 ZRK 1165 KT 1055
----------	-------	-------------	---------------	---------------------------------	--	---

1.5 i Vtec-E (MA9)

1493 ccm	66 kW	D15Z3	09.94 - 01.97	AC-C ALT PS CAM CAM	DOOR: 5 DOOR: 5 DOOR: 5	4 PK 795 4 PK 790 4 PK 813 ZRK 1160 KT 1291
----------	-------	-------	---------------	---------------------------------	-------------------------------	---

1.5 16V (MB3)

1493 ccm	84 kW	D15Z8	01.97 - 02.01	AC-C ALT PS CAM CAM W-P; CAM	DOOR: 5 DOOR: 5 DOOR: 5	4 PK 825 4 PK 790 4 PK 845 ZRK 1160 KT 1291 KT 1291 W1
----------	-------	-------	---------------	---	-------------------------------	---

1.6 i (MB1)

1590 ccm	83 kW	D16Y3	09.94 - 01.97	AC-C ALT PS CAM CAM	DOOR: 5 DOOR: 5 DOOR: 5	4 PK 795 4 PK 790 4 PK 813 ZRK 1166 KT 1108
----------	-------	-------	---------------	---------------------------------	-------------------------------	---

1.6 16V (MB4)

1590 ccm	85 kW	D16B2	01.97 - 02.01	AC-C ALT PS CAM CAM	DOOR: 5 DOOR: 5 DOOR: 5 OE-NO.: 14400-P1H-E01 OE-NO.: 14400-P1H-E01	4 PK 825 4 PK 790 4 PK 845 ZRK 1163 KT 1345
----------	-------	-------	---------------	---------------------------------	---	---

1.6 i Vtec (MB1)

1590 ccm	93 kW	D16Y2	09.94 - 01.97	AC-C ALT PS CAM CAM	DOOR: 5 DOOR: 5 DOOR: 5	4 PK 795 4 PK 790 4 PK 813 ZRK 1163 KT 1345
----------	-------	-------	---------------	---------------------------------	-------------------------------	---

1.6 VTi

1595 ccm	118 kW	B16A2	01.97 - 02.01	AC-C ALT PS CAM CAM	DOOR: 3/4 DOOR: 3/4 DOOR: 3/4	4 PK 845 4 PK 775 4 PK 875 ZRK 1179 KT 1379
----------	--------	-------	---------------	---------------------------------	-------------------------------------	---

1.8 16V (MB6)

1797 ccm	124 kW	B18C4	01.97 - 02.01	AC-C AC-C ALT ALT PS PS	MTR-CODE: B18C4 MTR-CODE: D18C4 MTR-CODE: B18C4 MTR-CODE: D18C4 MTR-CODE: B18C4 MTR-CODE: D18C4	4 PK 845 4 PK 845 4 PK 790 4 PK 790 4 PK 920 4 PK 920
----------	--------	-------	---------------	--	--	--



HONDA

CIVIC VI Fastback (MA, MB)

1.8 16V (MB6)

1797 ccm	124 kW	B18C4	01.97 - 02.01	CAM		ZRK 1400
----------	--------	-------	---------------	-----	--	----------

2.0 i TD (MB7)

1994 ccm	63 kW	20T2R	01.97 - 02.01	ALT	- AC	6 PK 1185
				ALT	+ AC	6 PK 1460
				CAM		ZRK 1077
				INJ-P		ZRK 1076
				CAM		KT 1337

2.0 TDiC

1994 ccm	77 kW	20T2N	11.98 - 10.00	ALT	- AC	6 PK 1185
				ALT	+ AC	6 PK 1460
				CAM		ZRK 1077
				INJ-P		ZRK 1076
				CAM		KT 1337

CIVIC VI Stufenheck (EJ, EK)

1.4 i (EJ9)

1396 ccm	66 kW	D14A4;D14Z2	11.95 - 02.01	AC-C	FROM: 11.98; MTR-CODE: D14Z1;D14Z2	4 PK 825
				AC-C	MTR-CODE: D14A3;D14A4; DOOR: 3/4	4 PK 825
				ALT	FROM: 11.98; MTR-CODE: D14Z1;D14Z2	4 PK 805
				ALT	MTR-CODE: D14A3;D14A4; DOOR: 3/4	4 PK 805
				PS	FROM: 11.98; MTR-CODE: D14Z1;D14Z2	4 PK 845
				PS	MTR-CODE: D14A3;D14A4; DOOR: 3/4	4 PK 845
				CAM		ZRK 1160
				CAM		KT 1291
				W-P; CAM		KT 1291 W1

1.5 i (EK3)

1493 ccm	84 kW	D15Z6	11.95 - 02.01	AC-C	DOOR: 5	4 PK 825
				ALT	DOOR: 5	4 PK 805
				PS	DOOR: 5	4 PK 845
				CAM		ZRK 1160
				CAM		KT 1291

1.6 i Vtec

1590 ccm	92 kW	D16Y6;D16Y8	11.95 - 02.01	AC-C	DOOR: 3/4	4 PK 825
				ALT	DOOR: 3/4	4 PK 805
				PS	DOOR: 3/4	4 PK 845
				CAM		ZRK 1163
				CAM		KT 1345

1.6 VTi (EK4)

1595 ccm	118 kW	B16A2	11.95 - 02.01	AC-C	DOOR: 3/4	4 PK 845
				ALT	DOOR: 3/4	4 PK 775
				PS	DOOR: 3/4	4 PK 875
				CAM		ZRK 1179
				CAM		KT 1379

CIVIC VI Coupe (EJ, EM1)

1.6 i

1590 ccm	77 kW	D16Y7	03.96 - 03.00	AC-C		4 PK 825
				ALT		4 PK 805
				PS		4 PK 845
				CAM		ZRK 1163
				CAM		KT 1345

1.6 i Vtec

1590 ccm	92 kW	D16Y8	03.96 - 03.00	AC-C	DOOR: 3/4	4 PK 825
				ALT	DOOR: 3/4	4 PK 805
				PS	DOOR: 3/4	4 PK 845
				CAM		ZRK 1163
				CAM		KT 1345

1.6 i Vtec

1595 ccm	118 kW	B16A2	04.99 - 12.00	AC-C		4 PK 845
				ALT		4 PK 780
				PS		4 PK 875
				CAM		ZRK 1179

CIVIC VI Aerodeck (MB, MC)

1.4 16V (MB8)

1396 ccm	55 kW	D14A7	04.98 - 02.01	AC-C		4 PK 825
				ALT		4 PK 790



HONDA

CIVIC VI Aerodeck (MB, MC)

1.4 16V (MB8)

1396 ccm	55 kW	D14A7	04.98 - 02.01	PS CAM CAM W-P; CAM		4 PK 845 ZRK 1160 KT 1291 KT 1291 W1
----------	-------	-------	---------------	------------------------------	--	---

1.4 16V (MB8)

1396 ccm	66 kW	D14A8	04.98 - 02.01	AC-C ALT PS CAM CAM W-P; CAM		4 PK 825 4 PK 790 4 PK 845 ZRK 1160 KT 1291 KT 1291 W1
----------	-------	-------	---------------	---	--	---

1.5 16V (MB9)

1493 ccm	84 kW	D15Z8	04.98 - 02.01	AC-C ALT PS CAM CAM W-P; CAM	DOOR: 5 DOOR: 5 DOOR: 5	4 PK 825 4 PK 790 4 PK 845 ZRK 1160 KT 1291 KT 1291 W1
----------	-------	-------	---------------	---	-------------------------------	---

1.6 16V (MC1)

1590 ccm	85 kW	D16B2	04.98 - 02.01	AC-C ALT PS CAM CAM	DOOR: 5 DOOR: 5 DOOR: 5 OE-NO.: 14400-P1H-E01 OE-NO.: 14400-P1H-E01	4 PK 825 4 PK 790 4 PK 845 ZRK 1163 KT 1345
----------	-------	-------	---------------	---------------------------------	---	---

1.8 16V (MC2)

1797 ccm	124 kW	B18C4	04.98 - 02.01	AC-C ALT PS CAM		4 PK 845 4 PK 790 4 PK 920 ZRK 1400
----------	--------	-------	---------------	--------------------------	--	--

2.0 i D (MC3)

1994 ccm	77 kW	20T2N	04.98 - 02.01	ALT ALT CAM INJ-P CAM	- AC + AC	6 PK 1185 6 PK 1460 ZRK 1077 ZRK 1076 KT 1337
----------	-------	-------	---------------	-----------------------------------	--------------	---

CIVIC VII Hatchback (EU, EP, EV)

1.4 i

1396 ccm	55 kW	D14Z6	02.01 - 09.05	ALT ALT CAM CAM	- AC + AC	6 PK 858 6 PK 995 ZRK 1396 KT 1510
----------	-------	-------	---------------	--------------------------	--------------	---

1.4 iS (EP1)

1396 ccm	66 kW	D14Z5;D14Z6	02.01 - 09.05	ALT ALT CAM CAM	- AC + AC	6 PK 858 6 PK 995 ZRK 1396 KT 1510
----------	-------	-------------	---------------	--------------------------	--------------	---

1.6 i

1590 ccm	81 kW	D16V1	02.01 - 09.05	ALT ALT ALT ALT CAM CAM	- AC MTR-CODE: D16V1; + AC MTR-CODE: D16V3 MTR-CODE: D16W7; + AC	6 PK 858 6 PK 995 6 PK 995 6 PK 995 ZRK 1431 KT 1509
----------	-------	-------	---------------	--	---	---

2.0 Type-R

1998 ccm	147 kW	K20A2	09.01 - 09.05	ALT ALT	- AC + AC	7 PK 1280 7 PK 1640
----------	--------	-------	---------------	------------	--------------	------------------------

1.7 CTDi

1686 ccm	74 kW	4EE-2	01.02 - 09.05	ALT ALT CAM CAM	- AC + AC	6 PK 1275 6 PK 1625 ZRK 1440 KT 1443
----------	-------	-------	---------------	--------------------------	--------------	---

CIVIC VII Stufenheck (ES)

1.4 (ES4)

1396 ccm	66 kW	D14Z5	12.00 - 09.05	ALT	- AC	6 PK 858
----------	-------	-------	---------------	-----	------	----------



HONDA

CIVIC VII Stufenheck (ES)

1.4 (ES4)

1396 ccm	66 kW	D14Z5	12.00 - 09.05	ALT CAM CAM	+ AC	6 PK 995 ZRK 1396 KT 1510
----------	-------	-------	---------------	-------------------	------	---------------------------------

1.6

1590 ccm	81 kW	D16V1	02.01 - 09.05	ALT CAM CAM	+ AC	6 PK 995 ZRK 1431 KT 1509
----------	-------	-------	---------------	-------------------	------	---------------------------------

CIVIC VII Coupe (EM2)

1.6 i

1590 ccm	81 kW	D16V1	02.01 - 12.05	CAM CAM		ZRK 1431 KT 1509
----------	-------	-------	---------------	------------	--	---------------------

1.7 i

1668 ccm	88 kW	D17A8	05.01 - 12.05	AC-C ALT PS CAM CAM		6 PK 985 6 PK 858 4 PK 1015 ZRK 1431 KT 1509
----------	-------	-------	---------------	---------------------------------	--	--

1.7 i VTEC

1668 ccm	92 kW	D17A5;D17A9	05.01 - 12.05	AC-C ALT PS CAM CAM		6 PK 985 6 PK 858 4 PK 1015 ZRK 1431 KT 1509
----------	-------	-------------	---------------	---------------------------------	--	--

CIVIC VIII Hatchback (FN, FK)

1.4

1339 ccm	61 kW	L13A7	01.06 -	ALT ALT CAM	- AC + AC	5 PK 850 5 PK 1140 ZRK 1396
----------	-------	-------	---------	-------------------	--------------	-----------------------------------

Type R

1998 ccm	148 kW	K20Z4	09.06 -	ALT		7 PK 1640
----------	--------	-------	---------	-----	--	-----------

CIVIC II Shuttle (EE)

1.4 i 16V (EE1)

1396 ccm	66 kW	D14A1	01.88 - 12.92	AC-C ALT CAM		4 PK 870 3 PK 763 ZRK 1165
----------	-------	-------	---------------	--------------------	--	----------------------------------

1.5 i 16V (EE2)

1493 ccm	69 kW	D15B2	01.88 - 11.91	PS AC-C ALT CAM		AVX 10 x 785 4 PK 870 3 PK 763 ZRK 1165
----------	-------	-------	---------------	--------------------------	--	--

1.6 i 16V 4WD (EE4)

1590 ccm	80 kW	D16A6	01.88 - 12.89	PS CAM CAM		AVX 10 x 785 ZRK 1166 KT 1108
----------	-------	-------	---------------	------------------	--	-------------------------------------

1.6 i 16V 4WD (EE4)

1590 ccm	81 kW	D16A6	01.88 - 02.95	PS AC-C ALT CAM CAM	UNTIL: 12.90	AVX 10 x 785 4 PK 870 3 PK 763 ZRK 1166 KT 1108
----------	-------	-------	---------------	---------------------------------	--------------	---

1.6 4x4

1590 ccm	85 kW	D16A;D16A7	01.88 - 12.92	AC-C ALT		4 PK 870 3 PK 763
----------	-------	------------	---------------	-------------	--	----------------------

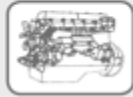
CONCERTO (HW)

1.4

1396 ccm	61 kW	D14A1	10.89 - 10.92	AC-C AC-C ALT ALT CAM CAM	FROM: 01.92 UNTIL: 12.91 FROM: 01.92 UNTIL: 12.91	4 PK 813 4 PK 870 3 PK 785 3 PK 763 ZRK 1165 KT 1055
----------	-------	-------	---------------	--	--	---

1.4

1396 ccm	66 kW	D14A1;D14A8	08.89 - 10.91	AC-C		4 PK 870
----------	-------	-------------	---------------	------	--	----------



HONDA

CONCERTO (HW)

1.4						
1396 ccm	66 kW	D14A1;D14A8	08.89 - 10.91	ALT		3 PK 763
				CAM		ZRK 1165
				CAM	MTR-CODE: D14A1	KT 1055

1.5 i 16V						
1493 ccm	66 kW	D15B2	08.89 - 03.95	PS		AVX 10 x 888
				AC-C	FROM: 01.92	4 PK 813
				AC-C	UNTIL: 12.91	4 PK 870
				ALT	FROM: 01.92	3 PK 785
				ALT	UNTIL: 12.91	3 PK 763
				CAM		ZRK 1165
				CAM		KT 1055

1.6 16V						
1590 ccm	78 kW	D16Z2	08.89 - 03.95	AC-C	FROM: 01.92	4 PK 813
				AC-C	UNTIL: 12.91	4 PK 870
				ALT	FROM: 01.92	3 PK 785
				ALT	UNTIL: 12.91	3 PK 763

1.6 i 16V						
1590 ccm	82 kW	D16Z2	08.89 - 03.95	PS		AVX 10 x 888
				AC-C	FROM: 01.92	4 PK 813
				AC-C	UNTIL: 12.91	4 PK 870
				ALT	FROM: 01.92	3 PK 785
				ALT	UNTIL: 12.91	3 PK 763
				CAM		ZRK 1166
				CAM		KT 1108

1.6 i 16V						
1590 ccm	90 kW	D16A8	08.89 - 03.95	PS	UNTIL: 12.94	AVX 10 x 940
				AC-C	FROM: 01.92	4 PK 813
				AC-C	UNTIL: 12.91	4 PK 870
				ALT	FROM: 01.92	3 PK 785
				ALT	UNTIL: 12.91	3 PK 763
				CAM		ZRK 1178
				CAM		KT 1164

1.6						
1590 ccm	96 kW	D16A9	10.89 - 10.92	AC-C	FROM: 01.92	4 PK 813
				AC-C	UNTIL: 12.91	4 PK 870
				ALT	FROM: 01.92	3 PK 785
				ALT	UNTIL: 12.91	3 PK 763
				CAM		ZRK 1178
				CAM		KT 1164

1.8 TD						
1769 ccm	58 kW	XUD7T	08.94 - 10.96	ALT		5 PK 698

1.8 TD						
1769 ccm	65 kW	XUD7T	08.94 - 10.96	ALT		5 PK 698

CONCERTO Stufenheck (HWW)

1.4						
1396 ccm	61 kW	D14A1	10.89 - 10.92	AC-C	FROM: 01.92	4 PK 813
				AC-C	UNTIL: 12.91	4 PK 870
				ALT	FROM: 01.92	3 PK 785
				ALT	UNTIL: 12.91	3 PK 763
				CAM		ZRK 1165
				CAM		KT 1055

1.4						
1396 ccm	66 kW	D14A1;D14A8	08.89 - 10.91	AC-C		4 PK 870
				ALT		3 PK 763
				CAM		ZRK 1165
				CAM		KT 1055

1.5 i 16V						
1493 ccm	66 kW	D15B2	08.89 - 05.95	AC-C	FROM: 01.92	4 PK 813
				AC-C	UNTIL: 12.91	4 PK 870
				ALT	FROM: 01.92	3 PK 785
				ALT	UNTIL: 12.91	3 PK 763
				CAM		ZRK 1165
				CAM		KT 1055

1.6 16V						
1590 ccm	78 kW	D16Z2	08.89 - 03.95	AC-C	FROM: 01.92	4 PK 813
				AC-C	UNTIL: 12.91	4 PK 870
				ALT	FROM: 01.92	3 PK 785



HONDA

CONCERTO Stufenheck (HWW)

1.6 16V						
1590 ccm	78 kW	D16Z2	08.89 - 03.95	ALT	UNTIL: 12.91	3 PK 763
1.6 i 16V						
1590 ccm	82 kW	D16Z2	08.89 - 03.95	AC-C	FROM: 01.92	4 PK 813
				AC-C	UNTIL: 12.91	4 PK 870
				ALT	FROM: 01.92	3 PK 785
				ALT	UNTIL: 12.91	3 PK 763
				CAM		ZRK 1166
				CAM		KT 1108
1.6 i 16V						
1590 ccm	90 kW	D16A8	08.89 - 03.95	AC-C	FROM: 01.92	4 PK 813
				AC-C	UNTIL: 12.91	4 PK 870
				ALT	FROM: 01.92	3 PK 785
				ALT	UNTIL: 12.91	3 PK 763
				CAM		KT 1164
1.6						
1590 ccm	96 kW	D16A9	10.89 - 10.92	AC-C	FROM: 01.92	4 PK 813
				AC-C	UNTIL: 12.91	4 PK 870
				ALT	FROM: 01.92	3 PK 785
				ALT	UNTIL: 12.91	3 PK 763

CR-V I (RD)

2.0 16V (RD1, RD3)						
1973 ccm	94 kW	B20B	10.95 - 01.99	AC-C	FROM: 02.97	4 PK 845
				ALT	FROM: 02.97	4 PK 825
				PS	FROM: 02.97	4 PK 900
				CAM		ZRK 1066
				CAM		KT 1436
2.0 16V (RD1, RD3)						
1973 ccm	108 kW	B20Z1	01.99 - 02.02	AC-C		4 PK 845
				ALT		4 PK 825
				PS		4 PK 900
				CAM		ZRK 1066
				CAM		KT 1436

CR-V II (RD_)

2.0						
1998 ccm	110 kW	K20A4	07.02 - 09.06	ALT		7 PK 1730
2.2 CTDi						
2204 ccm	103 kW	N22A2	02.05 - 09.06	ALT		7 PK 2271

CR-V III

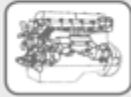
2.2 i-CTDi 4WD						
2204 ccm	103 kW	N22A2	01.07 -	ALT		7 PK 2271

CRX III (EH, EG)

1.6 ESi (EH6)						
1590 ccm	92 kW	D16Y8;D16Z6	03.92 - 12.98	AC-C	FROM: 01.96	4 PK 825
				AC-C	UNTIL: 12.95	4 PK 795
				ALT	FROM: 01.96	4 PK 805
				ALT	UNTIL: 12.95	4 PK 780
				PS	FROM: 01.96	4 PK 1020
				PS	UNTIL: 12.95	4 PK 813
				CAM		ZRK 1163
				CAM		KT 1345
1.6 i VTi (EG2)						
1595 ccm	118 kW	B16A2	03.92 - 12.98	AC-C	FROM: 01.96	4 PK 825
				AC-C	UNTIL: 12.95	4 PK 835
				ALT		4 PK 775
				PS		4 PK 870
				CAM		ZRK 1179
				CAM		KT 1379

FR-V (BE)

1.7						
1668 ccm	92 kW	D17A2	08.04 -	AC-C		6 PK 985
				PS		4 PK 1030
				CAM		ZRK 1431



HONDA

FR-V (BE)

2.2 i CTDi

2204 ccm 103 kW N22A1 07.05 - ALT 7 PK 2271

HR-V (GH)

1.6 16V

1590 ccm 77 kW D16W1 03.99 - AC-C 4 PK 845
ALT 4 PK 805
PS 4 PK 845
CAM ZRK 1163
CAM KT 1345

1.6 16V 4WD

1590 ccm 77 kW D16W1 03.99 - AC-C 4 PK 845
ALT 4 PK 805
PS 4 PK 845
CAM ZRK 1163
CAM KT 1345

1.6 16V 4WD

1590 ccm 91 kW D16W5 10.99 - AC-C 4 PK 845
ALT 4 PK 805
PS 4 PK 845
CAM ZRK 1163
CAM KT 1345

INSIGHT (ZE)

1.0 Vtec

995 ccm 50 kW ECA1 04.00 - 10.04 W-P - AC 5 PK 935
W-P + AC 5 PK 1110

INTEGRA Coupe (DC2, DC4)

1.8 Type-R

1797 ccm 140 kW B18C6 11.97 - 10.01 AC-C 4 PK 813
ALT 4 PK 763
PS 4 PK 920
CAM ZRK 1400

JAZZ II (GD)

1.2

1243 ccm 57 kW L12A1 03.02 - 07.08 ALT FROM: 02.04; MTR-CODE: L12A3 5 PK 1155
ALT FROM: 02.08; MTR-CODE: L12A4 5 PK 1155
ALT FROM: 05.03; - AC 5 PK 850
ALT FROM: 05.03; + AC; UNTIL: 2003 6 PK 1138
ALT FROM: 05.03; MTR-CODE: L12A1; + AC; FROM: 200305 5 PK 1155

1.4

1339 ccm 61 kW L13A1 03.02 - 07.08 AC-C FROM: 04.05; MTR-CODE: L13A5 5 PK 1155
ALT - AC 5 PK 850
ALT + AC; UNTIL: 2003 6 PK 1138
ALT MTR-CODE: L13A1; FROM: 2004 5 PK 1155

LAGREAT

3.5 EXi Vtec

3471 ccm 182 kW J35A8 09.05 - ALT 6 PK 2140

LEGEND II (KA7)

3.2 i 24V

3206 ccm 151 kW C32A2 01.91 - 02.96 AC-C 5 PK 962
ALT 5 PK 935
PS 4 PK 950
CAM ZRK 1200

LEGEND II Coupe (KA8)

3.2 i 24V

3206 ccm 151 kW C32A2 01.91 - 02.96 AC-C 5 PK 962
ALT 5 PK 935
PS 4 PK 950
CAM ZRK 1200

LEGEND III (KA9)

3.5 i 24V

3474 ccm 151 kW C35A2 02.96 - AC-C 5 PK 954



HONDA

LEGEND III (KA9)

3.5 i 24V

3474 ccm	151 kW	C35A2	02.96 -	ALT		5 PK 935
				PS		4 PK 950
				CAM		ZRK 1200

LEGEND IV (KB_)

3.5 V6 4WD

3471 ccm	217 kW	C35A8	05.06 -	ALT		6 PK 2140
----------	--------	-------	---------	-----	--	-----------

LOGO (GA3)

1.3

1343 ccm	48 kW	D13B7	03.99 - 03.02	AC-C		4 PK 805
				ALT		4 PK 805
				PS		3 PK 890
				CAM		ZRK 1396

NSX Coupe (NA)

3.0 24V Vtec Automatik (NA1)

2977 ccm	188 kW	C30A4	06.90 - 09.05	AC-C		4 PK 980
				ALT		5 PK 1104

3.0 24V Vtec (NA1)

2977 ccm	201 kW	C30A3	06.90 - 09.05	AC-C		4 PK 980
				ALT		5 PK 1104

3.2 24V Vtec (NA2)

3179 ccm	206 kW	C32B2	01.97 - 09.05	AC-C		4 PK 980
				ALT		5 PK 1104

NSX Cabriolet (NA)

3.0 24V Vtec Automatic

2977 ccm	188 kW	C30A4	03.95 - 09.05	AC-C		4 PK 980
				ALT		5 PK 1104

3.0 24V Vtec

2977 ccm	201 kW	C30A3	03.95 - 09.05	AC-C		4 PK 980
				ALT		5 PK 1104

3.2 24V Vtec

3179 ccm	206 kW	C32B2	01.97 - 09.05	AC-C		4 PK 980
				ALT		5 PK 1104

ODYSSEY (RB_)

2.3

2254 ccm	110 kW	F23A	07.02 -	ALT	- AC	6 PK 935
				ALT	+ AC	6 PK 1090
				PS		4 PK 1065

PRELUDE IV (BB)

2.0 i 16V (BB3)

1997 ccm	98 kW	F20A4	02.92 - 09.96	ALT	- AC	5 PK 950
				ALT	+ AC	5 PK 1070
				PS		4 PK 1020
				CAM		ZRK 1152
				CAM		ZRK 1171
				BAL		KT 1538
				CAM		KT 1212

2.2 i 16V Vtec (BB1)

2157 ccm	136 kW	H22A2	02.93 - 09.96	ALT	- AC	6 PK 913
				ALT	+ AC	6 PK 1045
				PS		4 PK 1020
				CAM		ZRK 1152
				CAM		ZRK 1408

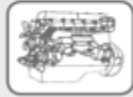
2.3 i 16V (BB2)

2259 ccm	118 kW	H23A2	02.92 - 09.96	CAM		ZRK 1152
				CAM		ZRK 1181
				BAL		KT 1538

PRELUDE V (BB)

2.0 16V (BB9)

1997 ccm	98 kW	F20A4	10.96 - 10.00	ALT	- AC	6 PK 955
				ALT	+ AC	6 PK 1078
				PS		4 PK 1050



HONDA

PRELUDE V (BB)

2.0 16V (BB9)

1997 ccm	98 kW	F20A4	10.96 - 10.00	CAM		ZRK 1152
				CAM		ZRK 1171
				BAL		KT 1538
				CAM		KT 1212

2.2 16V (BB6, BB8)

2157 ccm	136 kW	H22A5	10.96 - 10.00	ALT	- AC	6 PK 913
				ALT	+ AC	6 PK 1045
				PS		4 PK 1020
				CAM		ZRK 1152
				CAM		ZRK 1408

2.2 16V

2157 ccm	147 kW	H22A5	10.96 - 10.00	ALT	- AC	6 PK 913
				ALT	+ AC	6 PK 1045
				PS		4 PK 1020
				CAM		ZRK 1152
				CAM		ZRK 1408

SHUTTLE (RA)

2.2 16V

2156 ccm	110 kW	F22B8	10.94 - 02.98	ALT	FROM: 03.95; - AC	6 PK 935
				ALT	FROM: 03.95; + AC	6 PK 1090
				PS	FROM: 03.95	4 PK 1065
				CAM		ZRK 1152
				CAM		ZRK 1171
				BAL		KT 1538
				CAM		KT 1212

2.3 16V

2254 ccm	110 kW	F23A7	10.97 - 06.04	ALT	- AC	6 PK 935
				ALT	+ AC	6 PK 1090
				PS		4 PK 1065
				CAM		ZRK 1062
				CAM		ZRK 1152
				BAL		KT 1538
				CAM	MTR-CODE: F23A7; FROM: 01.98; UNTIL: 05.01	KT 1473

STREAM (RN)

1.7 16V

1668 ccm	92 kW	D17A2	05.01 -	ALT	- AC	6 PK 858
				ALT	+ AC	6 PK 985
				PS		4 PK 1030
				CAM		ZRK 1431
				CAM		KT 1509

2.0 16V

1998 ccm	115 kW	K20A1	05.01 -	ALT	- AC	7 PK 1385
				ALT	+ AC	7 PK 1775
				CAM		ZRK 1462
				CAM		KT 1392

S2000 (AP)

2.0 Vtec

1997 ccm	170 kW	F20C1	03.99 -	ALT	- AC	6 PK 1138
				ALT	+ AC	6 PK 1470

2.0

1997 ccm	177 kW	F20C VTEC	06.99 -	ALT	- AC	6 PK 1138
				ALT	+ AC	6 PK 1470

HUMMER

HUMMER H1

6.5 D

6500 ccm	125 kW		01.92 -	ALT	FROM: 10.92	6 PK 2625
----------	--------	--	---------	-----	-------------	-----------

HUMMER H2

6.0 Allrad

5964 ccm	232 kW	LQ4	09.02 -	AC-C		4 PK 962
				ALT		6 PK 2360



HUMMER

HUMMER H3

3.5

3460 ccm	162 kW	L52	04.05 -	ALT		6 PK 2330
----------	--------	-----	---------	-----	--	-----------

HYUNDAI

ACCENT I (X-3)

1.3

1341 ccm	40 kW		09.95 - 05.98	AC-C		4 PK 850
				ALT		4 PK 900
				PS		4 PK 615

1.3

1341 ccm	44 kW	G4EH	10.94 - 01.00	AC-C	FROM: 06.97	4 PK 850
				AC-C	UNTIL: 06.97	4 PK 875
				ALT		4 PK 900
				PS		4 PK 615
				CAM		ZRK 1156
				CAM		KT 1262

1.3

1341 ccm	55 kW	G4EH	10.94 - 01.00	AC-C	FROM: 06.97	4 PK 850
				AC-C	UNTIL: 06.97	4 PK 875
				ALT		4 PK 900
				PS		4 PK 615
				CAM		ZRK 1156
				CAM		KT 1262

1.3 i 12V

1341 ccm	62 kW	G4EH	10.94 - 01.00	AC-C	FROM: 06.97	4 PK 850
				AC-C	UNTIL: 06.97	4 PK 875
				ALT		4 PK 900
				PS		4 PK 615
				CAM		ZRK 1156
				CAM		KT 1262

1.5 i 12V

1495 ccm	65 kW	G4EK	10.94 - 01.00	AC-C	FROM: 06.97	4 PK 850
				AC-C	UNTIL: 06.97	4 PK 875
				ALT		4 PK 900
				PS		4 PK 615
				CAM		ZRK 1156
				CAM		KT 1262

1.5 i 16V

1495 ccm	73 kW	G4ER	12.95 - 01.00	AC-C	FROM: 09.97	4 PK 813
				AC-C	UNTIL: 09.97	4 PK 835
				ALT		4 PK 850
				CAM		ZRK 1164
				CAM		KT 1422

ACCENT Stufenheck (X-3)

1.3

1341 ccm	44 kW	G4EH	10.94 - 01.00	AC-C	FROM: 06.97	4 PK 850
				AC-C	UNTIL: 06.97	4 PK 875
				ALT		4 PK 900
				PS		4 PK 615
				CAM		ZRK 1156
				CAM		KT 1262

1.3

1341 ccm	55 kW	G4EH	10.94 - 01.00	AC-C	FROM: 06.97	4 PK 850
				AC-C	UNTIL: 06.97	4 PK 875
				ALT		4 PK 900
				PS		4 PK 615
				CAM		ZRK 1156
				CAM		KT 1262

1.3 i 12V

1341 ccm	62 kW	G4EH	10.94 - 01.00	AC-C	FROM: 06.97	4 PK 850
				AC-C	UNTIL: 06.97	4 PK 875
				ALT		4 PK 900
				PS		4 PK 615
				CAM		ZRK 1156
				CAM		KT 1262



HYUNDAI

ACCENT Stufenheck (X-3)

1.5 i 12V

1495 ccm	65 kW	G4EK	10.94 - 01.00	AC-C	FROM: 06.97	4 PK 850
				AC-C	UNTIL: 06.97	4 PK 875
				ALT		4 PK 900
				PS		4 PK 615
				CAM		ZRK 1156
				CAM		KT 1262

1.5 i 16V

1495 ccm	73 kW	G4ER	10.95 - 01.00	AC-C	FROM: 09.97	4 PK 813
				AC-C	UNTIL: 09.97	4 PK 835
				ALT		4 PK 850
				CAM		ZRK 1164
				CAM		KT 1422

ACCENT II (LC)

1.3

1341 ccm	55 kW	G4EA	01.00 - 11.05	AC-C	MTR-CODE: G4DA	4 PK 855
				ALT	MTR-CODE: G4DA	4 PK 900
				PS	MTR-CODE: G4DA	4 PK 615
				CAM		ZRK 1333
				CAM		KT 1430

1.3

1341 ccm	61 kW	G4EA	01.00 - 11.05	AC-C		4 PK 855
				ALT		4 PK 900
				PS		4 PK 615
				CAM		ZRK 1333
				CAM		KT 1430

1.3

1341 ccm	62 kW	G4EH	08.02 - 11.05	AC-C	FROM: 03.03	4 PK 855
				ALT	FROM: 03.03	4 PK 900
				PS	FROM: 03.03	4 PK 615
				CAM		ZRK 1333
				CAM		KT 1430

1.3

1341 ccm	63 kW	G4EA	01.00 - 11.05	AC-C	UNTIL: 02.03	4 PK 850
				ALT		4 PK 900
				PS		4 PK 615
				CAM		ZRK 1333
				CAM		KT 1430

1.5

1495 ccm	66 kW	G4EB	01.00 - 11.05	AC-C	MTR-CODE: G4EK	4 PK 850
				ALT	MTR-CODE: G4EK	4 PK 900
				PS	MTR-CODE: G4EK	4 PK 615
				CAM		ZRK 1333
				CAM		KT 1430

1.5

1495 ccm	75 kW	G4EC-G	09.00 - 11.05	AC-C		4 PK 813
				ALT		4 PK 855
				PS		4 PK 615
				CAM		ZRK 1164
				CAM		KT 1422

1.5 CRDi

1493 ccm	60 kW	D3EA	04.02 - 11.05	ALT	MTR-CODE: D3DA; - PS	6 PK 1395
				ALT	MTR-CODE: D3DA; + AC; + PS	4 PK 900
				ALT	MTR-CODE: D3DA; + PS	6 PK 1440
				CAM		ZRK 1454
				CAM		KT 1470
				CAM		KT 1505

1.6

1599 ccm	77 kW	G4ED-G	12.02 - 11.05	AC-C		4 PK 813
				ALT	MOD: KMHCF3/KMHCF5	4 PK 850
				ALT	MOD: KMHCG3/KMHCG5	4 PK 855
				CAM		ZRK 1164
				CAM		KT 1422



HYUNDAI

ACCENT Stufenheck (LC)

1.3

1341 ccm	55 kW	G4EA	01.00 - 11.05	AC-C		4 PK 855
				ALT		4 PK 900
				PS		4 PK 615
				CAM		ZRK 1333
				CAM		KT 1430

1.3

1341 ccm	63 kW	G4EA	01.00 - 11.05	AC-C	UNTIL: 07.03	4 PK 850
				ALT		4 PK 900
				PS		4 PK 615
				CAM		ZRK 1333
				CAM		KT 1430

1.5

1495 ccm	66 kW	G4EB	01.00 - 11.05	AC-C		4 PK 850
				ALT		4 PK 900
				PS		4 PK 615
				CAM		ZRK 1333
				CAM		KT 1430

1.5

1495 ccm	75 kW	G4FK	09.99 - 10.02	CAM		ZRK 1164
				CAM		KT 1422

1.6

1599 ccm	77 kW	G4ED-G	12.02 - 11.05	AC-C		4 PK 813
				ALT		4 PK 855
				CAM		ZRK 1164
				CAM		KT 1422

1.5 CRDi

1493 ccm	60 kW	D3EA	01.02 - 11.05	ALT	MTR-CODE: D3DA; - PS	6 PK 1395
				ALT	MTR-CODE: D3DA; + PS	6 PK 1440
				CAM		ZRK 1454
				CAM		KT 1470
				CAM		KT 1505

ACCENT III (MC)

1.4 GL

1399 ccm	71 kW	G4EE	11.05 - 11.10	AC-C	FROM: 06.06	4 PK 813
				ALT	FROM: 06.06	4 PK 850
				CAM	FROM: 04.06	ZRK 1164

1.6 GLS

1599 ccm	82 kW	G4ED	11.05 - 11.10	AC-C	FROM: 06.06	4 PK 813
				ALT	FROM: 06.06	4 PK 850
				CAM	FROM: 04.06	ZRK 1164

1.5 CRDi GLS

1493 ccm	81 kW	D4FA	11.05 - 11.10	ALT	FROM: 06.06	5 PK 1800
----------	-------	------	---------------	-----	-------------	-----------

ACCENT Stufenheck (MC)

1.4 GL

1399 ccm	71 kW	G4EE	11.05 - 11.10	AC-C		4 PK 813
				ALT		4 PK 850
				CAM		ZRK 1164
				CAM		KT 1422

1.6 GLS

1599 ccm	82 kW	G4ED	11.05 - 11.10	AC-C	MTR-CODE: G4EDN	4 PK 813
				ALT	MTR-CODE: G4EDN	4 PK 850
				CAM		ZRK 1164
				CAM		KT 1422

1.5 CRDi GLS

1493 ccm	81 kW	D4FA	11.05 - 11.10	ALT		5 PK 1800
----------	-------	------	---------------	-----	--	-----------

ATOS (MX)

1.0 i

999 ccm	40 kW	G4HC	02.98 -	AC-C	MTR-CODE: G4AC	4 PK 675
				ALT	MTR-CODE: G4AC	4 PK 775
				CAM		ZRK 1070
				CAM		KT 1245
				W-P; CAM		KT 1245 W1



HYUNDAI

ATOS (MX)

1.0 i

999 ccm	43 kW	G4HC-E	03.01 -	AC-C ALT PS CAM CAM W-P; CAM	MTR-CODE: G4AE MTR-CODE: G4AE FROM: 08.02; MTR-CODE: G4AE	4 PK 675 4 PK 775 4 PK 750 ZRK 1070 KT 1245 KT 1245 W1
---------	-------	--------	---------	---	---	---

1.1

1086 ccm	46 kW	G4HG	03.04 -	AC-C AC-C ALT PS CAM CAM	FROM: 06.05; - PS FROM: 06.05; UNTIL: 08.08; + PS FROM: 06.05 FROM: 06.05 FROM: 06.05 FROM: 06.05	4 PK 675 4 PK 875 4 PK 780 4 PK 750 ZRK 1070 KT 1245
----------	-------	------	---------	---	--	---

ATOS PRIME (MX)

1.0 i

999 ccm	40 kW	G4HC	08.99 -	AC-C ALT CAM CAM W-P; CAM	MTR-CODE: G4AC MTR-CODE: G4AC	4 PK 675 4 PK 775 ZRK 1070 KT 1245 KT 1245 W1
---------	-------	------	---------	---------------------------------------	----------------------------------	---

1.0 i

999 ccm	43 kW	G4HC-E	03.01 -	AC-C ALT PS CAM CAM W-P; CAM	MTR-CODE: G4AE MTR-CODE: G4AE FROM: 08.02; MTR-CODE: G4AE	4 PK 675 4 PK 775 4 PK 750 ZRK 1070 KT 1245 KT 1245 W1
---------	-------	--------	---------	---	---	---

1.1

1086 ccm	43 kW	G4HD	06.03 -	AC-C AC-C ALT PS CAM W-P; CAM	FROM: 09.05; - PS FROM: 09.05; UNTIL: 01.07; + PS FROM: 09.05 FROM: 09.05 FROM: 06.05	4 PK 675 4 PK 875 4 PK 780 4 PK 750 ZRK 1070 KT 1245 W1
----------	-------	------	---------	--	---	--

1.1

1086 ccm	46 kW	G4HG	09.05 -	AC-C AC-C ALT PS CAM CAM	- PS UNTIL: 08.08; + PS	4 PK 675 4 PK 875 4 PK 780 4 PK 750 ZRK 1070 KT 1245
----------	-------	------	---------	---	----------------------------	---

COUPE (RD)

1.6 i 16V

1599 ccm	84 kW	4G61	12.96 - 04.02	CAM CAM		ZRK 1169 KT 1269
----------	-------	------	---------------	------------	--	---------------------

1.6 16V

1599 ccm	85 kW	G4GR	03.98 - 04.02	AC-C ALT CAM CAM		4 PK 850 4 PK 875 ZRK 1169 KT 1269
----------	-------	------	---------------	---------------------------	--	---

2.0 16V

1975 ccm	99 kW	G4DF	03.01 - 04.02	AC-C ALT CAM		4 PK 850 4 PK 875 ZRK 1170
----------	-------	------	---------------	--------------------	--	----------------------------------

2.0

1975 ccm	101 kW	G4DF	08.99 - 01.02	AC-C ALT		4 PK 850 4 PK 875
----------	--------	------	---------------	-------------	--	----------------------

2.0 16V

1975 ccm	102 kW	G4GF	08.96 - 04.02	PS CAM CAM		AVX 13 x 675 ZRK 1170 KT 1347
----------	--------	------	---------------	------------------	--	-------------------------------------

COUPE (GK)

1.6 16V

1599 ccm	77 kW	G4ED-G	03.02 - 08.09	AC-C		4 PK 813
----------	-------	--------	---------------	------	--	----------



HYUNDAI

COUPE (GK)

1.6 16V						
1599 ccm	77 kW	G4ED-G	03.02 - 08.09	ALT CAM CAM		4 PK 845 ZRK 1164 KT 1422
1.6 16V						
1599 ccm	79 kW	G4ED-G	03.02 - 08.09	AC-C ALT ALT CAM CAM	MTR-CODE: G4EDE MTR-CODE: G4EDE	4 PK 813 4 PK 850 4 PK 845 ZRK 1164 KT 1422
2.0						
1975 ccm	100 kW	G4GC-G	08.01 - 08.09	AC-C ALT CAM CAM CAM	FROM: 05.06; AU UNTIL: 05.06; MAN	4 PK 850 4 PK 875 ZRK 1170 KT 1539 KT 1347
2.0						
1975 ccm	102 kW	G4GC-G	03.02 - 08.09	AC-C ALT CAM CAM CAM	MTR-CODE: G4GFE MTR-CODE: G4GFE UNTIL: 05.06; AU UNTIL: 05.06; MAN	4 PK 855 4 PK 875 ZRK 1170 KT 1539 KT 1347
2.0 GLS						
1975 ccm	105 kW	G4GC-G	02.03 - 08.09	AC-C AC-C AC-C ALT PS CAM CAM CAM	FROM: 09.04 UNTIL: 09.06 FROM: 10.06 FROM: 05.06; AU UNTIL: 05.06; MAN	4 PK 855 4 PK 813 4 PK 850 4 PK 875 3 PK 675 ZRK 1170 KT 1539 KT 1347
2.7 V6						
2656 ccm	121 kW	G6BA-G	01.07 - 08.09	ALT ALT	- AC + AC	6 PK 1695 6 PK 2000
2.7 V6						
2656 ccm	123 kW	G6BA-G	03.02 - 08.09	ALT ALT ALT ALT CAM	- AC FROM: 10.06; - AC FROM: 10.06; + AC UNTIL: 09.06; - AC	6 PK 1700 6 PK 1695 6 PK 2000 6 PK 1700 ZRK 1704

ELANTRA (XD)

1.6						
1599 ccm	66 kW	G4GR	06.00 - 07.06	AC-C ALT		4 PK 813 4 PK 850
1.6						
1599 ccm	77 kW	G4ED-G	05.03 - 07.06	AC-C ALT CAM CAM		4 PK 813 4 PK 850 ZRK 1164 KT 1422
1.6						
1599 ccm	79 kW	G4ED-G	06.00 - 07.06	AC-C ALT CAM CAM	UNTIL: 07.02	4 PK 813 4 PK 850 ZRK 1164 KT 1422
1.6						
1599 ccm	82 kW	G4GA	09.03 - 07.06	AC-C ALT		4 PK 813 4 PK 850
1.8						
1795 ccm	79 kW		06.00 - 07.03	AC-C ALT PS CAM CAM		4 PK 850 4 PK 875 3 PK 668 ZRK 1169 KT 1269
1.8						
1795 ccm	97 kW	G4BB	06.00 - 07.06	AC-C AC-C	FROM: 08.03 UNTIL: 07.03	4 PK 855 4 PK 850



HYUNDAI

ELANTRA (XD)

1.8						
1795 ccm	97 kW	G4BB	06.00 - 07.06	ALT	FROM: 08.03	4 PK 890
				ALT	UNTIL: 07.03	4 PK 875
				PS	UNTIL: 07.03	3 PK 668
				CAM		ZRK 1169
				CAM		KT 1269
2.0						
1975 ccm	102 kW	G4GC-G	06.00 - 07.06	AC-C		4 PK 850
				ALT		4 PK 875
				CAM		ZRK 1170
				CAM	FROM: 05.06; AU	KT 1539
				CAM	UNTIL: 05.06	KT 1347
2.0						
1975 ccm	104 kW	G4GC	06.00 - 07.06	AC-C		4 PK 850
				ALT		4 PK 875
				CAM		ZRK 1170
				CAM	FROM: 05.06; AU	KT 1539
				CAM	UNTIL: 05.06; MAN	KT 1347
2.0						
1975 ccm	105 kW	G4GC	10.03 - 07.06	AC-C		4 PK 850
				ALT		4 PK 875
				CAM		ZRK 1170
				CAM	FROM: 05.06; AU	KT 1539
				CAM	UNTIL MTR-NO: 05.2006; MAN	KT 1347
1.6 CRDi						
1582 ccm	85 kW	D4FB	02.06 - 07.06	ALT	FROM: 06.06	5 PK 1800
2.0 CRDi						
1991 ccm	83 kW	D4EA	04.01 - 07.06	ALT		6 PK 1515
				CAM		ZRK 1454
				CAM		KT 1505
				CAM	FROM: 06.01	KT 1470

ELANTRA Stufenheck (XD)

1.6						
1599 ccm	66 kW	G4GR	06.00 - 07.06	AC-C		4 PK 813
				ALT		4 PK 850
				CAM		ZRK 1164
				CAM		KT 1422
1.6						
1599 ccm	77 kW	G4ED-G	05.03 - 07.06	AC-C		4 PK 813
				ALT		4 PK 850
				CAM		ZRK 1164
				CAM		KT 1422
1.6						
1599 ccm	79 kW	G4ED-G	06.00 - 07.06	AC-C	UNTIL: 07.02	4 PK 813
				ALT		4 PK 850
				CAM		ZRK 1164
				CAM		KT 1422
1.8						
1795 ccm	79 kW		06.00 - 07.03	AC-C		4 PK 850
				ALT		4 PK 875
				PS		3 PK 668
1.8						
1795 ccm	97 kW	G4BB	06.00 - 07.06	AC-C	FROM: 08.03	4 PK 855
				AC-C	UNTIL: 07.03	4 PK 850
				ALT	FROM: 08.03	4 PK 890
				ALT	UNTIL: 07.03	4 PK 875
				PS	UNTIL: 07.03	3 PK 668
				CAM		ZRK 1169
				CAM		KT 1269
2.0						
1975 ccm	102 kW	G4GC-G	06.00 - 07.06	AC-C		4 PK 850
				ALT		4 PK 875
				CAM		ZRK 1170
				CAM	FROM: 05.06; AU	KT 1539
				CAM	UNTIL: 05.06; MAN	KT 1347



HYUNDAI

ELANTRA Stufenheck (XD)

2.0

1975 ccm	104 kW	G4GC	06.00 - 07.06	AC-C		4 PK 850
				ALT		4 PK 875
				CAM		ZRK 1170
				CAM	FROM: 05.06; AU	KT 1539
				CAM	UNTIL: 05.06	KT 1347

2.0

1975 ccm	105 kW	G4GC	10.03 - 07.06	AC-C		4 PK 850
				ALT		4 PK 875
				CAM		ZRK 1170
				CAM	FROM: 05.06; AU	KT 1539
				CAM	UNTIL: 05.06; MAN	KT 1347

1.6 CRDi

1582 ccm	85 kW	D4FB	02.06 - 07.06	ALT	FROM: 06.06	5 PK 1800
----------	-------	------	---------------	-----	-------------	-----------

2.0 CRDi

1991 ccm	83 kW	D4EA	04.01 - 07.06	ALT		6 PK 1515
				CAM		ZRK 1454
				CAM		KT 1505
				CAM	FROM: 06.01	KT 1470

ELANTRA Stufenheck (HD)

2.0 CVVT

1975 ccm	105 kW	G4GC	06.06 - 06.11	AC-C		4 PK 855
				ALT		4 PK 890

EQUUS / CENTENNIAL

3.5

3497 ccm	155 kW	G6CU	10.99 - 03.09	PS	FROM: 06.00	5 PK 905
----------	--------	------	---------------	----	-------------	----------

GALLOPER I

3.0 V6

2972 ccm	104 kW	6G72	08.91 - 07.98	CAM		ZRK 1192
				CAM		KT 1278

GALLOPER II (JK-01)

3.0 V6

2972 ccm	104 kW	G6AT	08.98 - 12.03	ALT		5 PK 1345
				CAM		ZRK 1192
				CAM		KT 1278

2.5 TD

2476 ccm	65 kW	D4BA	08.98 - 12.03	BAL	UNTIL: 06.03	ZRK 1202
				CAM	UNTIL: 06.03	ZRK 1522

2.5 TD intercooler

2476 ccm	73 kW	D4BH	08.98 - 12.03	BAL		ZRK 1202
				CAM		ZRK 1522
				CAM		KT 1488

GETZ (TB)

1.1

1086 ccm	46 kW	G4HD	09.02 - 09.05	AC-C		4 PK 675
				ALT		4 PK 775
				PS		4 PK 750
				CAM		ZRK 1070
				CAM		KT 1245
				W-P; CAM	UNTIL: 08.05	KT 1245 W1

1.1

1086 ccm	49 kW	G4HD	09.05 - 06.09	ALT	FROM: 11.06	4 PK 780
				PS	FROM: 11.06; - AC	4 PK 750
				PS	FROM: 11.06; + AC	4 PK 870
				CAM		ZRK 1070
				CAM		KT 1245

1.3 i

1341 ccm	60 kW	G4EA	09.02 - 03.04	AC-C		4 PK 850
				ALT		4 PK 900
				PS		4 PK 615
				CAM		ZRK 1333
				CAM		KT 1430



HYUNDAI

GETZ (TB)

1.3							
1341 ccm	63 kW	G4EA	09.03 - 09.05	AC-C	FROM: 02.04		4 PK 850
				ALT	FROM: 02.04		4 PK 900
				PS	FROM: 02.04		4 PK 615
				CAM			ZRK 1333
				CAM			KT 1430

1.4 i							
1399 ccm	71 kW	G4EE	08.05 - 06.09	ALT	FROM: 11.06		4 PK 850
				CAM			ZRK 1164

1.6							
1599 ccm	77 kW	G4ED-G	09.02 - 09.05	AC-C			4 PK 825
				ALT			4 PK 845
				CAM			ZRK 1164
				CAM			KT 1422

1.6							
1599 ccm	78 kW	G4ED-G	08.05 - 06.09	AC-C	FROM: 11.06		4 PK 835
				ALT	FROM: 11.06		4 PK 850
				CAM			ZRK 1164
				CAM			KT 1422

1.5 CRDi							
1493 ccm	60 kW	D3EA	03.03 - 09.05	ALT	- PS		6 PK 1395
				ALT	+ PS		6 PK 1440
				CAM			ZRK 1454
				CAM			KT 1505
				CAM	FROM: 05.03; UNTIL: 08.05		KT 1470

GRANDEUR (TG)

2.7							
2656 ccm	141 kW	G6BA	05.06 -	ALT			6 PK 2055

3.3							
3342 ccm	173 kW	G6DB	04.05 -	ALT			6 PK 2475

2.2 CRDi							
2188 ccm	110 kW	D4EB	06.06 -	ALT			6 PK 1515
				CAM			KT 1505
				CAM	FROM: 07.06		KT 1470

2.2 CRDi							
2188 ccm	114 kW	D4EB	06.06 -	ALT			6 PK 1515
				CAM			KT 1505
				CAM	FROM: 07.06		KT 1470

i10

1.1							
1086 ccm	48 kW	G4HG	12.07 -	CAM			ZRK 1070
				CAM			KT 1245

1.1							
1086 ccm	49 kW	G4HG	01.08 -	ALT	UNTIL: 10.08		4 PK 780
				CAM			ZRK 1070
				CAM			KT 1245

1.2							
1248 ccm	57 kW	G4LA	11.08 -	ALT	- AC		5 EPK 898

1.1 CRDi							
1120 ccm	55 kW	D3FA	01.08 -	ALT	UNTIL: 08.08; + AC		5 PK 1790

i20 (PB, PBT)

1.2							
1248 ccm	57 kW	G4LA	09.08 -	ALT	- AC		5 EPK 898

1.4							
1396 ccm	74 kW	G4FA	09.08 -	ALT	OE-NO.: 252122B020		6 PK 1255
				ALT	OE-NO.: 252122B030		6 PK 955

1.6							
1591 ccm	93 kW	G4FC	09.08 -	ALT	OE-NO.: 252122B020		6 PK 1255
				ALT	OE-NO.: 252122B030		6 PK 955

i30 (FD)

1.4							
1396 ccm	77 kW	G4FA	10.07 - 11.11	ALT	MTR-CODE: G4FA; - AC		6 PK 955
				ALT	MTR-CODE: G4FA; + AC		6 PK 1255



HYUNDAI

i30 (FD)

1.4							
1396 ccm	80 kW	G4FA	10.07 - 11.11	ALT	- AC		6 PK 955
				ALT	+ AC		6 PK 1255
1.6							
1591 ccm	85 kW	G4FC	10.07 - 11.11	ALT	- AC		6 PK 955
				ALT	+ AC		6 PK 1255
1.6							
1591 ccm	90 kW	G4FC	10.07 - 11.11	ALT	- AC		6 PK 955
				ALT	+ AC		6 PK 1255
1.6							
1591 ccm	93 kW	G4FC	02.08 - 11.11	ALT	- AC		6 PK 955
				ALT	+ AC		6 PK 1255
2.0							
1975 ccm	105 kW	G4GC;G4GC-G	10.07 - 11.11	AC-C			4 PK 855
				ALT		UNTIL: 11.09	4 PK 890
				CAM			ZRK 1170
				CAM			KT 1539
1.6 CRDi							
1582 ccm	66 kW	D4FB	10.07 - 11.11	ALT	+ AC		5 PK 1800
1.6 CRDi							
1582 ccm	85 kW	D4FB	10.07 - 11.11	ALT	+ AC		5 PK 1800
2.0 CRDi							
1991 ccm	103 kW	D4EA	10.07 - 11.11	ALT			6 PK 1400
				CAM			ZRK 1454
				CAM			KT 1470
				CAM			KT 1505

i30 CW (FD)

1.4							
1396 ccm	80 kW	G4FA	11.09 - 06.12	ALT	- AC		6 PK 955
				ALT	+ AC		6 PK 1255
				CAM			ZRK 1427
1.6							
1591 ccm	85 kW	G4FC	02.08 - 06.12	ALT	- AC		6 PK 955
				ALT	+ AC		6 PK 1255
1.6							
1591 ccm	90 kW	G4FC	02.08 - 06.12	ALT	- AC		6 PK 955
				ALT	+ AC		6 PK 1255
1.6							
1591 ccm	93 kW	G4FC	02.08 - 06.12	ALT	- AC		6 PK 955
				ALT	+ AC		6 PK 1255
2.0							
1975 ccm	105 kW	G4GC;G4GC-G	02.08 - 06.12	AC-C			4 PK 855
				ALT		UNTIL: 11.09	4 PK 890
				CAM			ZRK 1170
				CAM			KT 1539
1.6 CRDi							
1582 ccm	66 kW	D4FB	02.08 - 06.12	ALT	+ AC		5 PK 1800
1.6 CRDi							
1582 ccm	85 kW	D4FB	02.08 - 06.12	ALT	+ AC		5 PK 1800
2.0 CRDi							
1991 ccm	103 kW	D4EA	02.08 - 06.12	ALT			6 PK 1400
				CAM			ZRK 1454
				CAM			KT 1505
				CAM		FROM: 03.08	KT 1470

LANTRA I (J-1)

1.5 i.e.							
1468 ccm	63 kW	G15B;G4DJ	10.90 - 11.95	PS			AVX 13 x 625
				ALT		MTR-CODE: G4DJ	4 PK 870
				CAM			ZRK 1017
				CAM			KT 1060
1.6 i.e. 16V							
1596 ccm	78 kW	G4CR	10.90 - 11.95	PS			AVX 13 x 675
				AC-C		FROM: 02.93	4 PK 940
				AC-C		UNTIL: 02.93	4 PK 913



HYUNDAI

LANTRA I (J-1)

1.6 i.e. 16V

1596 ccm	78 kW	G4CR	10.90 - 11.95	ALT		4 PK 980
				BAL		ZRK 1459
				CAM		ZRK 1193
				BAL		KT 1387

1.6 i.e. 16V

1596 ccm	84 kW	G4CR	10.90 - 11.95	PS		AVX 13 x 675
				AC-C	FROM: 02.93	4 PK 940
				AC-C	UNTIL: 02.93	4 PK 913
				ALT		4 PK 980
				BAL		ZRK 1459
				CAM		ZRK 1193
				BAL		KT 1387

1.8 i.e. 16V

1836 ccm	93 kW	G4CN	10.90 - 11.95	AC-C	FROM: 02.93	4 PK 940
				AC-C	UNTIL: 02.93	4 PK 913
				ALT		4 PK 995
				BAL		ZRK 1459
				CAM		ZRK 1329
				BAL		KT 1387

LANTRA II (J-2)

1.5 12V

1495 ccm	65 kW	G4EK	12.96 - 09.00	AC-C		4 PK 850
				ALT		4 PK 900
				PS		4 PK 615
				CAM	FROM: 11.98	ZRK 1333
				CAM	UNTIL: 10.98	ZRK 1156
				CAM	UNTIL: 10.98	KT 1262

1.6 i

1599 ccm	66 kW	G4GR	11.95 - 09.00	PS		AVX 10 x 675
				AC-C		4 PK 850
				ALT		4 PK 875
				CAM		ZRK 1169
				CAM		KT 1269

1.6 16V

1599 ccm	84 kW	4G61	11.95 - 09.00	PS		AVX 10 x 675
				CAM		ZRK 1169
				CAM		KT 1269

1.8 16V

1795 ccm	94 kW	G4GM	11.95 - 09.00	PS		AVX 10 x 675
				AC-C		4 PK 850
				ALT		4 PK 875
				CAM		ZRK 1169
				CAM		KT 1269

2.0 16V

1975 ccm	102 kW	G4GF	08.96 - 09.00	PS		AVX 13 x 675
				AC-C	FROM: 04.97; MTR-CODE: G4DF	4 PK 850
				ALT	FROM: 04.97; MTR-CODE: G4DF	4 PK 875
				CAM		ZRK 1170
				CAM		KT 1347

1.9 D

1905 ccm	50 kW	DJY	03.98 - 09.00	ALT	+ AC; + PS	6 PK 1740
				ALT	+ PS; - AC	6 PK 1130
				CAM	MTR-CODE: XUD9	ZRK 1262
				CAM	MTR-CODE: XUD9	KT 1040

LANTRA II Wagon (J-2)

1.5 12V

1495 ccm	65 kW	G4EK	04.97 - 10.00	AC-C		4 PK 855
				ALT		4 PK 900
				PS		4 PK 615
				CAM	FROM: 11.98	ZRK 1333
				CAM	UNTIL: 10.98	ZRK 1156
				CAM	UNTIL: 10.98	KT 1262

1.6 i

1599 ccm	66 kW	G4GR	02.96 - 10.00	PS		AVX 10 x 675
----------	-------	------	---------------	----	--	--------------



HYUNDAI

LANTRA II Wagon (J-2)

1.6 i

1599 ccm	66 kW	G4GR	02.96 - 10.00	AC-C	MTR-CODE: G4DR	4 PK 850
				AC-C	MTR-CODE: G4DR;G4GR	4 PK 850
				ALT	MTR-CODE: G4DR	4 PK 875
				ALT	MTR-CODE: G4DR;G4GR	4 PK 875
				CAM		ZRK 1169
				CAM		KT 1269

1.6 16V

1599 ccm	84 kW	4G61	02.96 - 10.00	PS		AVX 10 x 675
				CAM		ZRK 1169
				CAM		KT 1269

1.8 16V

1795 ccm	94 kW	G4GM	02.96 - 10.00	PS		AVX 10 x 675
				AC-C		4 PK 850
				ALT		4 PK 875
				CAM		ZRK 1169
				CAM		KT 1269

2.0 16V

1975 ccm	102 kW	G4GF	12.96 - 10.00	PS		AVX 10 x 675
				PS		AVX 13 x 675
				AC-C	FROM: 04.97	4 PK 850
				ALT	FROM: 04.97	4 PK 875
				CAM	FROM: 04.97	ZRK 1170
				CAM	FROM: 04.97	KT 1347

1.9 D

1905 ccm	50 kW	DJY	03.98 - 10.00	ALT	+ AC; + PS	6 PK 1740
				ALT	+ PS; - AC	6 PK 1130
				CAM	MTR-CODE: XUD9	ZRK 1262
				CAM	MTR-CODE: XUD9	KT 1040

MATRIX (FC)

1.6

1599 ccm	66 kW	G4ED-L	01.02 - 12.05	AC-C		4 PK 813
				ALT		4 PK 850

1.6

1599 ccm	76 kW	G4ED-G	06.01 - 08.10	AC-C	UNTIL: 07.09	4 PK 813
				ALT		4 PK 850
				CAM		ZRK 1164
				CAM		KT 1422

1.8

1795 ccm	90 kW	G4GB-G	06.01 - 08.10	AC-C		4 PK 855
				ALT		4 PK 875
				CAM		ZRK 1169
				CAM		KT 1269

1.5 CRDi

1496 ccm	60 kW	D3EA	10.01 - 08.10	ALT		6 PK 1440
				CAM		ZRK 1454
				CAM		KT 1505
				CAM	UNTIL: 01.06	KT 1470

1.5 CRDi VGT

1493 ccm	81 kW	D4FA	03.08 - 08.10	ALT	+ AC	5 PK 1850
----------	-------	------	---------------	-----	------	-----------

1.5 CRDi

1493 ccm	75 kW	D4FA	12.04 - 08.10	ALT	+ AC	5 PK 1850
----------	-------	------	---------------	-----	------	-----------

PONY (X-2)

1.3

1299 ccm	43 kW	G4DG	10.89 - 01.95	AC-C	FROM: 09.92	AVX 10 x 825
				AC-C	FROM: 09.92; UNTIL: 01.93	AVX 13 x 825
				AC-C	UNTIL: 09.92	AVX 10 x 850
				PS		AVX 13 x 625
				ALT		4 PK 870
				CAM	FROM: 01.90	ZRK 1017
				CAM	UNTIL: 12.89	ZRK 1036
				CAM	UNTIL: 07.94	KT 1060

1.3

1299 ccm	49 kW	G4DG	10.89 - 01.95	AC-C	FROM: 09.92	AVX 10 x 825
				AC-C	UNTIL: 09.92	AVX 10 x 850



HYUNDAI

PONY (X-2)

1.3						
1299 ccm	49 kW	G4DG	10.89 - 01.95	PS		AVX 13 x 625
				ALT	FROM: 09.90; MTR-CODE: G4DG	4 PK 870
				ALT	MTR-CODE: G4AN;G4DG	4 PK 870
				CAM		ZRK 1017
				CAM	UNTIL: 07.94; MTR-CODE: G4DG	KT 1060

1.5						
1468 ccm	53 kW	G15B;G4DJ	10.89 - 01.95	AC-C	UNTIL: 09.92	AVX 10 x 850
				PS		AVX 13 x 625
				ALT		4 PK 870
				CAM	FROM: 01.90	ZRK 1017
				CAM	UNTIL: 12.89	ZRK 1036
				CAM	UNTIL: 07.94	KT 1060

1.5 i						
1468 ccm	61 kW	G15B;G4DJ	10.89 - 01.95	AC-C	UNTIL: 09.92	AVX 10 x 850
				PS		AVX 13 x 625
				ALT		4 PK 870
				CAM	FROM: 01.90	ZRK 1017
				CAM	UNTIL: 12.89	ZRK 1036
				CAM	UNTIL: 07.94	KT 1060

1.5 i						
1468 ccm	62 kW	G15B;G4DJ	10.89 - 01.95	AC-C	UNTIL: 09.92	AVX 10 x 850
				PS		AVX 13 x 625
				ALT	FROM: 09.90; MTR-CODE: G4DJ	4 PK 870
				ALT	MTR-CODE: G4AJ;G4DJ	4 PK 870
				CAM	FROM: 01.90	ZRK 1017
				CAM	UNTIL: 12.89	ZRK 1036
				CAM	UNTIL: 07.94	KT 1060

PONY / EXCEL Stufenheck (X-2)

1.3						
1298 ccm	48 kW	G4DG	12.92 - 09.94	ALT		4 PK 870

1.3						
1299 ccm	49 kW	G4DG	01.90 - 01.95	ALT	MTR-CODE: G4AN;G4DG	4 PK 870
				ALT	MTR-CODE: G4DG	4 PK 870
				CAM		ZRK 1017
				CAM	UNTIL: 07.94; MTR-CODE: G4DG	KT 1060

1.5						
1468 ccm	53 kW	G15B;G4DJ	01.90 - 01.95	AC-C	UNTIL: 09.92	AVX 10 x 850
				PS		AVX 13 x 625
				ALT		4 PK 870
				CAM		ZRK 1017
				CAM	UNTIL: 07.94	KT 1060

1.5 i						
1468 ccm	61 kW	G15B;G4DJ	01.90 - 01.95	AC-C	UNTIL: 09.92	AVX 10 x 850
				PS		AVX 13 x 625
				ALT	MTR-CODE: G4AJ;G4DJ	4 PK 870
				ALT	MTR-CODE: G4DJ	4 PK 870
				CAM		ZRK 1017
				CAM	UNTIL: 07.94	KT 1060

1.5 i						
1468 ccm	62 kW	G15B;G4DJ	01.90 - 01.95	AC-C	UNTIL: 09.92	AVX 10 x 850
				PS		AVX 13 x 625
				ALT	MTR-CODE: G4AJ;G4DJ	4 PK 870
				ALT	MTR-CODE: G4DJ	4 PK 870
				CAM		ZRK 1017
				CAM	UNTIL: 07.94	KT 1060

SANTAMO

2.0 16V						
1997 ccm	102 kW		05.99 -	AC-C		4 PK 962
				ALT		4 PK 995
				BAL		ZRK 1459
				CAM		ZRK 1329
				BAL		KT 1387

2.0 16V 4x4						
1997 ccm	102 kW	G4CP	05.99 -	AC-C		4 PK 962



HYUNDAI

SANTAMO

2.0 16V 4x4

1997 ccm	102 kW	G4CP	05.99 -	ALT		4 PK 995
				BAL		ZRK 1459
				CAM		ZRK 1329
				BAL		KT 1387

SANTA FÉ I (SM)

2.0

1997 ccm	99 kW	G4BP	08.01 - 03.06	ALT		4 PK 950
				PS	- AC	5 PK 1110
				PS	+ AC	5 PK 1390
				BAL	UNTIL: 06.02	ZRK 1578
				CAM		ZRK 1073
				BAL		KT 1487
				CAM		KT 1494

2.4 16V

2351 ccm	100 kW	G4JS-G	02.01 - 03.06	ALT		4 PK 950
				PS	- AC	5 PK 1110
				PS	+ AC	5 PK 1390
				BAL		ZRK 1578
				CAM		ZRK 1429
				BAL		KT 1487

2.4 16V 4x4

2351 ccm	100 kW	G4JS-G	02.01 - 03.06	ALT		4 PK 950
				PS	- AC	5 PK 1110
				PS	+ AC	5 PK 1390
				BAL		ZRK 1578
				CAM		ZRK 1429
				BAL		KT 1487

2.4 16V

2351 ccm	107 kW	G4JS-G	02.01 - 03.06	ALT		4 PK 950
				PS	- AC	5 PK 1110
				PS	+ AC	5 PK 1390
				BAL		ZRK 1578
				CAM		ZRK 1429
				BAL		KT 1487

2.4 16V 4x4

2351 ccm	107 kW	G4JS-G	02.01 - 03.06	ALT		4 PK 950
				PS	- AC	5 PK 1110
				PS	+ AC	5 PK 1390
				BAL		ZRK 1578
				CAM		ZRK 1429
				BAL		KT 1487

2.7 V6 4x4

2656 ccm	127 kW	G6BA-G	02.01 - 03.06	ALT	FROM: 10.03; UNTIL: 12.05; - AC	6 PK 1695
				ALT	UNTIL: 10.03; - AC	6 PK 1700
				ALT	UNTIL: 12.05; + AC	6 PK 2000
				CAM		ZRK 1704

2.7

2656 ccm	139 kW	G6EA	10.05 - 03.06	ALT		6 PK 2055
----------	--------	------	---------------	-----	--	-----------

2.7 4x4

2656 ccm	139 kW	G6EA	10.05 - 03.06	ALT		6 PK 2055
----------	--------	------	---------------	-----	--	-----------

2.0 CRDi

1991 ccm	83 kW	D4EA	08.01 - 03.06	ALT		6 PK 1515
				CAM		ZRK 1454
				CAM		KT 1505
				CAM	UNTIL: 12.05	KT 1470

2.0 CRDi 4x4

1991 ccm	83 kW	D4EA	04.01 - 03.06	ALT		6 PK 1515
				CAM		ZRK 1454
				CAM		KT 1505
				CAM	UNTIL: 12.05	KT 1470

2.0 CRDi 4x4

1991 ccm	92 kW	D4EA	08.03 - 03.06	ALT		6 PK 1515
				CAM		ZRK 1454
				CAM		KT 1505
				CAM	UNTIL: 12.05	KT 1470



HYUNDAI

SANTA FÉ I (SM)

2.0 CRDi Allrad

1991 ccm 107 kW D4EA 11.03 - 02.06 ALT 6 PK 1515

2.2 CRDi

2188 ccm 110 kW D4EB 10.05 - 03.06 ALT 6 PK 1515
CAM KT 1505

2.2 CRDi 4x4

2188 ccm 110 kW D4EB 10.05 - 03.06 ALT 6 PK 1515
CAM KT 1505

SANTA FÉ II (CM)

2.7 V6 GLS

2656 ccm 139 kW G6EA 03.06 - ALT 6 PK 2055

2.7 V6 GLS 4x4

2656 ccm 139 kW G6EA 03.06 - ALT 6 PK 2055

2.2 CRDi

2188 ccm 102 kW D4EB 03.06 - ALT 6 PK 1515
CAM ZRK 1454
CAM KT 1505
CAM UNTIL: 11.09 KT 1470

2.2 CRDi 4x4

2188 ccm 102 kW D4EB 03.06 - ALT 6 PK 1515
CAM ZRK 1454
CAM KT 1505
CAM UNTIL: 11.09 KT 1470

2.2 CRDi GLS

2188 ccm 110 kW D4EB 03.06 - ALT 6 PK 1515
CAM ZRK 1454
CAM KT 1505
CAM UNTIL: 11.09 KT 1470

2.2 CRDi GLS 4x4

2188 ccm 110 kW D4EB 03.06 - ALT 6 PK 1515
CAM ZRK 1454
CAM KT 1505
CAM UNTIL: 11.09 KT 1470

2.2 CRDi

2188 ccm 114 kW D4EB 03.06 - ALT 6 PK 1515
CAM ZRK 1454
CAM KT 1505
CAM UNTIL: 11.09 KT 1470

2.2 CRDi 4x4

2188 ccm 114 kW D4EB 03.06 - ALT 6 PK 1515
CAM ZRK 1454
CAM KT 1505
CAM UNTIL: 11.09 KT 1470

2.2 CRDi

2199 ccm 145 kW D4HB 01.09 - CAM KT 1505

S COUPE (SLC)

1.5 GS

1468 ccm 57 kW G4DJ 03.90 - 12.92 ALT 4 PK 870

1.5 i

1468 ccm 62 kW G15B;G4DJ 02.90 - 05.96 AC-C UNTIL: 12.92 AVX 13 x 850
PS AVX 13 x 625
ALT 4 PK 870
CAM ZRK 1017
CAM KT 1060

1.5 i

1495 ccm 65 kW G4EK 04.92 - 05.96 AC-C 4 PK 950
ALT 4 PK 900
PS 4 PK 635
CAM FROM: 07.93 ZRK 1156
CAM UNTIL: 06.93 ZRK 1017
CAM FROM: 07.93 KT 1262
CAM UNTIL: 06.93 KT 1060

1.5 i Turbo

1495 ccm 85 kW G4EK-TC 04.91 - 05.96 AC-C FROM: 07.92 4 PK 950
ALT FROM: 07.92 4 PK 900



HYUNDAI

S COUPE (SLC)

1.5 i Turbo

1495 ccm	85 kW	G4EK-TC	04.91 - 05.96	PS	FROM: 07.92	4 PK 635
				CAM	FROM: 07.93	ZRK 1156
				CAM	UNTIL: 06.93	ZRK 1017
				CAM	FROM: 07.93	KT 1262
				CAM	UNTIL: 06.93	KT 1060

SONATA III (Y-3)

1.8 GLS

1795 ccm	63 kW	G4DM	07.96 - 05.98	AC-C		4 PK 962
				ALT		4 PK 995

1.8 i

1796 ccm	72 kW	G4CM	05.93 - 06.98	AC-C	FROM: 07.94	4 PK 962
				ALT	FROM: 07.94	4 PK 995
				CAM	MTR-CODE: G4CM; SOHC	ZRK 1259
				CAM	MTR-CODE: G4CM; SOHC	ZRK 1388
				CAM	MTR-CODE: G4CM; SOHC	KT 1361

2.0 i

1997 ccm	70 kW		08.96 - 06.98	ALT	MTR-CODE: G4CP;G4CPS;G4EP2SA	4 PK 980
				ALT	MTR-CODE: G4EP2SA	4 PK 980
				CAM	MTR-CODE: G4-P; SOHC	ZRK 1259
				CAM	MTR-CODE: G4-P; SOHC	ZRK 1388
				CAM	MTR-CODE: G4-P; SOHC	KT 1361

2.0 i

1997 ccm	77 kW	G4CP	06.94 - 08.96	PS		AVX 13 x 650
				ALT	MTR-CODE: G4CP	4 PK 980
				ALT	MTR-CODE: G4CP;G4CPS;G4EP2SA	4 PK 980
				BAL		ZRK 1388
				CAM	FROM: 11.95	ZRK 1174
				CAM	UNTIL: 10.95	ZRK 1175

2.0 i 16V

1997 ccm	92 kW	G4CP-DM	06.96 - 06.98	PS		AVX 13 x 675
				AC-C		4 PK 962
				ALT		4 PK 995
				BAL		ZRK 1459
				CAM		ZRK 1329
				BAL		KT 1388

2.0 i 16V

1997 ccm	102 kW	G4CP-D	05.93 - 06.98	PS		AVX 13 x 675
				AC-C		4 PK 962
				ALT		4 PK 995
				BAL		ZRK 1459
				CAM		ZRK 1329
				BAL		KT 1387

3.0 i V6

2972 ccm	107 kW	G6AT	05.93 - 06.98	ALT		5 PK 1240
				CAM		ZRK 1192
				CAM		KT 1278

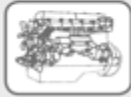
SONATA IV (EF)

2.0 16V

1997 ccm	96 kW	G4JP-EG	10.01 - 11.04	ALT	OE-NO.: 25212-38000	4 PK 940
				ALT	OE-NO.: 25212-38001	4 PK 950
				PS	+ AC	5 PK 1390
				BAL		ZRK 1578
				CAM		ZRK 1073
				BAL		KT 1487
				CAM		KT 1494

2.0 16V

1997 ccm	100 kW	G4JP-G	06.98 - 10.01	ALT	OE-NO.: 25212-38000	4 PK 940
				ALT	OE-NO.: 25212-38001	4 PK 950
				PS	+ AC	5 PK 1390
				BAL		ZRK 1578
				CAM		ZRK 1073
				BAL		KT 1487
				CAM		KT 1494
				CAM		KT 1495



HYUNDAI

SONATA IV (EF)

2.0 16V

1997 ccm	106 kW		10.01 - 11.04	ALT		4 PK 950
				PS	- AC	5 PK 1110
				PS	+ AC	5 PK 1390

2.4 16V

2351 ccm	105 kW	G4BS	03.98 - 10.01	ALT		4 PK 950
				PS	- AC	5 PK 1110
				PS	+ AC	5 PK 1390
				BAL		ZRK 1578
				CAM		ZRK 1429
				BAL		KT 1487

2.5 V6 24V

2493 ccm	118 kW	G6BV-G	06.98 - 10.01	ALT	+ AC	6 PK 2000
				CAM		ZRK 1704

2.7 V6

2656 ccm	127 kW	G6BA-G	10.01 - 11.04	ALT	- AC	6 PK 1700
				ALT	+ AC	6 PK 2000
				CAM		ZRK 1704

SONATA V (NF)

2.0 VVTi GLS

1997 ccm	106 kW		05.05 -	ALT	- AC	6 PK 2510
				ALT	+ AC	6 PK 2585

2.0 VVTi GLS

1997 ccm	121 kW	G4KD	01.08 -	ALT	FROM: 03.09	6 PK 2585
----------	--------	------	---------	-----	-------------	-----------

2.4

2359 ccm	119 kW	G4KC	01.05 -	ALT	FROM: 05.05; - AC	6 PK 2510
				ALT	FROM: 05.05; + AC	6 PK 2585

3.3

3342 ccm	173 kW	G6DB	06.05 -	ALT		6 PK 2475
----------	--------	------	---------	-----	--	-----------

3.3

3342 ccm	184 kW	G6DB	01.08 -	ALT		6 PK 2475
----------	--------	------	---------	-----	--	-----------

2.0 CRDi

1991 ccm	100 kW	D4EA	02.06 -	ALT	+ AC; UNTIL: 12.07	6 PK 1515
				CAM		ZRK 1454
				CAM		KT 1505
				CAM	UNTIL: 12.07	KT 1470

2.0 CRDi

1991 ccm	103 kW	D4EA	02.06 -	ALT	+ AC	6 PK 1515
				CAM		KT 1470
				CAM		KT 1505

2.0 CRDi

1991 ccm	110 kW	D4EA	03.09 -	ALT	+ AC	6 PK 1515
				CAM		KT 1505
				CAM	UNTIL: 12.10	KT 1470

TERRACAN (HP)

3.5 i V6 4WD

3497 ccm	143 kW	G6CU	12.01 - 12.06	AC-C	FROM: 10.02	4 PK 940
				ALT	FROM: 10.02	5 PK 1130
				PS	FROM: 10.02	4 PK 1080

3.5 i V6 4WD

3497 ccm	147 kW	G6CU	12.01 - 12.06	AC-C	FROM: 04.02	4 PK 940
				ALT	FROM: 04.02	5 PK 1130
				PS	FROM: 04.02	4 PK 1080

2.5 D

2476 ccm	74 kW	D4BH	06.01 - 10.03	BAL		ZRK 1202
				CAM		ZRK 1522
				BAL		KT 1391

2.5 TD

2476 ccm	74 kW	D4BH	12.01 - 12.06	BAL	UNTIL: 10.03	ZRK 1202
				CAM	UNTIL: 10.03	ZRK 1522
				BAL	UNTIL: 10.03	KT 1391
				CAM	UNTIL: 10.03	KT 1488

2.9 CRDi

2902 ccm	110 kW	J3	11.01 - 07.03	ALT		5 PK 1680
				PS		4 PK 835



HYUNDAI

TERRACAN (HP)

2.9 CRDi

2902 ccm	110 kW	J3	11.01 - 07.03	BAL		ZRK 1202
				CAM		ZRK 1403

2.9 CRDi 4WD

2902 ccm	110 kW	J3	12.01 - 12.06	ALT	MTR-CODE: HJ3	5 PK 1680
				ALT	MTR-CODE: HJ3; MOD: Van	5 PK 1680
				PS	MTR-CODE: HJ3	4 PK 835
				PS	MTR-CODE: HJ3; MOD: Van	4 PK 835
				BAL		ZRK 1202
				CAM		ZRK 1403

2.5 D

2477 ccm	59 kW	D4BH	06.01 - 10.03	BAL		ZRK 1202
				CAM		ZRK 1522
				BAL		KT 1391

2.9 CRDi 4WD

2902 ccm	120 kW	J3	11.03 - 12.06	ALT	MTR-CODE: HJ3	5 PK 1680
				ALT	MTR-CODE: HJ3; MOD: Van	5 PK 1680
				PS	MTR-CODE: HJ3	4 PK 835
				PS	MTR-CODE: HJ3; MOD: Van	4 PK 835
				CAM		ZRK 1403

TRAJET (FO)

2.0

1975 ccm	103 kW	G4GC-G	01.04 - 07.08	AC-C		4 PK 855
				ALT		4 PK 890
				PS		3 PK 675
				CAM		ZRK 1170
				CAM	FROM: 05.06; AU	KT 1539
				CAM	UNTIL: 05.06; MAN	KT 1347

2.0

1997 ccm	100 kW	G4JP-G	03.00 - 07.08	ALT	OE-NO.: 25212-38001	4 PK 950
				PS	- AC	5 PK 1110
				PS	+ AC	5 PK 1390
				BAL		ZRK 1578
				CAM		ZRK 1073
				BAL		KT 1487
				CAM		KT 1494

2.7 V6

2656 ccm	127 kW	G6BA-G	09.00 - 07.08	ALT	- AC	6 PK 1700
				ALT	+ AC	6 PK 2000
				CAM		ZRK 1704

2.0 CRDi

1991 ccm	83 kW	D4EA	04.01 - 07.08	ALT		6 PK 1515
				CAM		ZRK 1454
				CAM		KT 1505
				CAM	UNTIL: 06.07	KT 1470

2.0 CRDi

1991 ccm	92 kW	D4EA	08.05 - 07.08	ALT		6 PK 1515
----------	-------	------	---------------	-----	--	-----------

TUCSON (JM)

2.0

1975 ccm	104 kW	G4GC	08.04 - 03.10	AC-C		4 PK 855
				ALT	AWD	4 PK 890
				ALT	FWD	4 PK 875
				PS		3 PK 675
				CAM		ZRK 1170
				CAM	FROM: 05.06; AU	KT 1539
				CAM	UNTIL: 05.06; MAN	KT 1347

2.0 Allrad

1975 ccm	104 kW	G4GC	08.04 - 03.10	AC-C		4 PK 855
				ALT	AWD	4 PK 890
				ALT	FWD	4 PK 875
				PS		3 PK 675
				CAM		ZRK 1170
				CAM	UNTIL: 05.06; MAN	KT 1347

2.7 Allrad

2656 ccm	129 kW	G6BA-G	08.04 - 03.10	ALT	- AC	6 PK 1695
----------	--------	--------	---------------	-----	------	-----------



HYUNDAI

TUCSON (JM)

2.7 Allrad

2656 ccm	129 kW	G6BA-G	08.04 - 03.10	ALT CAM	+ AC	6 PK 2000 ZRK 1704
----------	--------	--------	---------------	------------	------	-----------------------

2.0 CRDi

1991 ccm	83 kW	D4EA	08.04 - 03.10	ALT CAM CAM CAM	UNTIL: 12.06	6 PK 1515 ZRK 1454 KT 1505 KT 1470
----------	-------	------	---------------	--------------------------	--------------	---

2.0 CRDi Allrad

1991 ccm	83 kW	D4EA	08.04 - 03.10	ALT CAM CAM CAM	UNTIL: 12.06	6 PK 1515 ZRK 1454 KT 1505 KT 1470
----------	-------	------	---------------	--------------------------	--------------	---

2.0 CRDi

1991 ccm	88 kW	D4EA	01.07 - 03.10	ALT CAM		6 PK 1515 ZRK 1454
----------	-------	------	---------------	------------	--	-----------------------

2.0 CRDi Allrad

1991 ccm	88 kW	D4EA	01.07 - 03.10	ALT CAM		6 PK 1515 ZRK 1454
----------	-------	------	---------------	------------	--	-----------------------

2.0 CRDi

1991 ccm	100 kW	D4EA	01.06 - 03.10	ALT CAM CAM CAM	UNTIL: 10.08	6 PK 1515 ZRK 1454 KT 1505 KT 1470
----------	--------	------	---------------	--------------------------	--------------	---

2.0 CRDi Allrad

1991 ccm	100 kW	D4EA	01.06 - 03.10	ALT CAM CAM CAM	UNTIL: 10.08	6 PK 1515 ZRK 1454 KT 1505 KT 1470
----------	--------	------	---------------	--------------------------	--------------	---

2.0 CRDi

1991 ccm	103 kW	D4EA-V	01.06 - 03.10	ALT CAM CAM CAM	UNTIL: 10.08	6 PK 1515 ZRK 1454 KT 1505 KT 1470
----------	--------	--------	---------------	--------------------------	--------------	---

2.0 CRDi Allrad

1991 ccm	103 kW	D4EA-F;D4EA-V	01.06 - 03.10	ALT CAM CAM CAM	UNTIL: 10.08	6 PK 1515 ZRK 1454 KT 1505 KT 1470
----------	--------	---------------	---------------	--------------------------	--------------	---

2.0 CRDi

1991 ccm	110 kW	D4EA	01.09 - 03.10	ALT CAM CAM		6 PK 1515 KT 1470 KT 1505
----------	--------	------	---------------	-------------------	--	---------------------------------

2.0 CRDi Allrad

1991 ccm	110 kW	D4EA	01.09 - 03.10	ALT CAM CAM		6 PK 1515 KT 1470 KT 1505
----------	--------	------	---------------	-------------------	--	---------------------------------

XG (XG)

25

2493 ccm	120 kW	G6AV	12.98 -	ALT PS CAM	FROM: 06.99; MTR-CODE: G6AV FROM: 06.99; MTR-CODE: G6AV	6 PK 2000 5 PK 905 ZRK 1704
----------	--------	------	---------	------------------	--	-----------------------------------

30/300

2972 ccm	138 kW	G6CT-G	12.98 -	ALT PS	FROM: 09.99; + AC FROM: 09.99	6 PK 1230 5 PK 905
----------	--------	--------	---------	-----------	----------------------------------	-----------------------

3.0

2972 ccm	145 kW		09.99 -	ALT PS	+ AC	6 PK 1230 5 PK 905
----------	--------	--	---------	-----------	------	-----------------------

350

3497 ccm	145 kW	G6CU	04.03 -	ALT PS		6 PK 1195 5 PK 905
----------	--------	------	---------	-----------	--	-----------------------



INFINITI

FX

3.5							
3498 ccm	206 kW	VQ35DE	02.03 -	AC-C ALT	FROM: 11.03 FROM: 11.03		4 PK 950 6 PK 1185
35							
3498 ccm	206 kW	VQ35DE	01.03 -	AC-C ALT	FROM: 11.03 FROM: 11.03		4 PK 950 6 PK 1185
45							
4494 ccm	232 kW	VK45DE	01.03 -	AC-C ALT	FROM: 11.03 FROM: 11.03		4 PK 950 6 PK 1940
4.5							
4494 ccm	232 kW	VK45DE	02.03 -	AC-C ALT	FROM: 11.03 FROM: 11.03		4 PK 950 6 PK 1940

G20

2.0							
1998 ccm	85 kW	SR20DE	01.90 - 12.97	ALT PS	FROM: 07.90; + AC FROM: 07.90		6 PK 1035 4 PK 845

I30

3.0							
2988 ccm	142 kW	VQ30DE	01.97 -	ALT PS	FROM: 07.99 FROM: 07.99		6 PK 1105 4 PK 775

J30

3.0							
2960 ccm	157 kW	VG30DE	01.92 - 12.97	AC-C ALT			4 PK 962 4 PK 1015

M35

3.5 Luxury							
3498 ccm	206 kW	VQ35DE	01.05 -	AC-C ALT			4 PK 950 6 PK 1185
3.5 Luxury Allrad							
3498 ccm	206 kW	VQ35DE	01.05 -	AC-C ALT			4 PK 950 6 PK 1185

M45

4.5 Luxury							
4494 ccm	250 kW	VK45DE	01.05 -	ALT PS			6 PK 1940 4 PK 950

Q45

4.1							
4130 ccm	205 kW	VH41DE	01.93 -	AC-C ALT	FROM: 07.96 FROM: 07.96		4 PK 1015 6 PK 750
4.5							
4494 ccm	205 kW	VH45DE	01.89 - 12.93	AC-C ALT PS	FROM: 08.89 FROM: 08.89 FROM: 08.89		4 PK 950 6 PK 962 7 PK 1280

Q45 (F50)

4.5							
4494 ccm	250 kW	VK45DE	02.01 -	ALT PS	+ AC		6 PK 1940 4 PK 950

QX4

3.3							
3275 ccm	125 kW	VG33E	01.97 -	AC-C CAM	UNTIL: 10.02		5 PK 1280 ZRK 1326

INNOCENTI

ELBA (146)

1.4 i.e. (146EN, 146EQ)							
1372 ccm	49 kW	146 C5.000;146 D5.000	09.94 - 12.96	ALT	FROM: 03.95		4 PK 940
1.6 i.e. (146EO, 146ER)							
1580 ccm	55 kW	146 C6.000;146 D6.000	09.94 - 12.96	ALT			4 PK 940
1.7 D (146DI, 146EI)							
1697 ccm	42 kW	146 B2.000	08.91 - 12.96	PS			3 PK 685



INNOCENTI

MINI

1.0						
999 ccm	32 kW	BLM C 99 H	05.74 - 02.82	ALT; W-P		AVX 10 x 813
1.0						
999 ccm	35 kW	BLM C 99 H	05.74 - 02.82	ALT; W-P		AVX 10 x 813
1.0						
993 ccm	39 kW		05.74 - 02.82	ALT; W-P		AVX 10 x 813
1.3						
1275 ccm	47 kW	BLM C 12 H	08.76 - 02.82	ALT; W-P		AVX 10 x 813
1.3 De Tomaso						
1275 ccm	51 kW	BLM C 12 HH	08.76 - 02.82	ALT; W-P		AVX 10 x 813

ISUZU

ASCENDER

4.2						
4157 ccm	217 kW	LL8	03.03 -	ALT		6 PK 2330

D-MAX (8DH)

2.5 D 4x4						
2499 ccm	74 kW	4JA1-TC	05.02 -	AC-C	FROM: 10.02; REQ: 2	AVX 13 x 1525
3.0 DiTD						
2999 ccm	96 kW	4JH1-TC	10.02 -	AC-C		AVX 13 x 1550
3.0 DiTD 4x4						
2999 ccm	96 kW	4JH1-TC	05.02 -	AC-C	FROM: 10.02	AVX 13 x 1550

TROOPER (UB)

3.2						
3165 ccm	130 kW	6VD1	08.91 - 07.98	AC-C ALT CAM		4 PK 805 4 PK 966 ZRK 1235
3.1 TD						
3059 ccm	84 kW	4JG2 T	08.91 - 07.98	PS PS	MTR-CODE: 31TD; MOD: UB; - AC MTR-CODE: 31TD; MOD: UB; REQ: 2; + AC	AVX 13 x 1450 AVX 13 x 1525

TROOPER Soft Top (UB)

3.2						
3165 ccm	130 kW	6VD1	08.91 - 07.98	AC-C ALT CAM		4 PK 805 4 PK 966 ZRK 1235
3.1 TD						
3059 ccm	84 kW	4JG2 T	08.91 - 07.98	PS PS	MTR-CODE: 31TD; MOD: UB; - AC MTR-CODE: 31TD; MOD: UB; REQ: 2; + AC	AVX 13 x 1450 AVX 13 x 1525

TROOPER

3.5 V6 24V						
3498 ccm	158 kW	6VE1	04.00 -	ALT ALT	- AC + AC	6 PK 2040 6 PK 2285
3.0 DTI						
2999 ccm	118 kW	4JX1	04.00 -	CAM		ZRK 1431

TROOPER Soft Top

3.5 V6 24V						
3494 ccm	158 kW	6VE1	04.00 -	ALT ALT	- AC + AC	6 PK 2040 6 PK 2285
3.0 DTI						
2999 ccm	118 kW	4JX1T	04.00 -	CAM		ZRK 1431

IVECO

MASSIF Single Cab

3.0 HPI						
2998 ccm	107 kW	F1CE0481FA	10.08 -	ALT		6 PK 1215

MASSIF Pick-up

3.0 HPI						
2998 ccm	107 kW	F1CE0481FA	10.08 -	ALT		6 PK 1215
3.0 HPT						
2998 ccm	130 kW	F1CE0481HA	10.08 -	ALT		6 PK 1215



IVECO

MASSIF Station Wagon

3.0 HPI							
2998 ccm	107 kW	F1CE0481FA	10.08 -	ALT	MTR-CODE: F1CE0481A		6 PK 1215
				W-P; CAM			KT 1405 W1
3.0 HPT							
2998 ccm	130 kW	F1CE0481HA	10.08 -	ALT			6 PK 1215

JAGUAR

S-TYPE (CCX)

4.0 V8							
3996 ccm	203 kW	AJ-V8	01.99 - 04.02	ALT	+ AC		6 PK 2390
XJ Coupe							
3.6							
3590 ccm	136 kW		01.88 - 05.92	ALT			AVX 10 x 1000
				ALT			4 PK 995
3.6							
3590 ccm	146 kW	9DPALA;9DPANA	01.88 - 05.91	ALT			AVX 10 x 1000
				ALT			4 PK 995
3.6 24V							
3590 ccm	156 kW		10.83 - 09.87	ALT			4 PK 995
3.6							
3590 ccm	156 kW	AJ 6 (3.6, 156KW)	08.87 - 12.89	ALT			AVX 10 x 1000
				ALT			4 PK 995
3.6							
3590 ccm	162 kW	AJ 6 (3.6, 162KW)	10.83 - 12.88	ALT			AVX 10 x 1000
				ALT	OE-NO.: EAC7033		4 PK 995
4.0							
3980 ccm	163 kW	9EPCNA	05.91 - 09.94	ALT			AVX 10 x 1000
				ALT	FROM: 09.92		5 PK 975
4.0							
3980 ccm	171 kW	9LPFRB	07.94 - 03.96	ALT			AVX 10 x 1000
				ALT			5 PK 975
4.0							
3980 ccm	175 kW		10.87 - 12.89	ALT			4 PK 995
5.3 H.E.							
5343 ccm	194 kW	8S (86-88)	01.86 - 12.89	AC-C			AVX 13 x 1525
				ALT			AVX 10 x 850
				FAN			AVX 13 x 850
				PS	MTR-CODE: 8G;8P;9P; MOD: 2W10;2W50;NA;NAE		AVX 13 x 1075
				ALT	FROM: 01.89		4 PK 841
5.3							
5343 ccm	197 kW	V 12 (90-93, 197KW)	01.86 - 12.89	AC-C			AVX 13 x 1525
				ALT			AVX 10 x 850
				FAN			AVX 13 x 850
				PS	MTR-CODE: 8G;8P;9P; MOD: 2W10;2W50;NA;NAE		AVX 13 x 1075
				ALT	FROM: 01.89		4 PK 841
5.3							
5344 ccm	202 kW	8C (88-92)	01.88 - 06.91	AC-C			AVX 13 x 1525
				ALT			AVX 10 x 850
				FAN			AVX 13 x 850
				PS	MTR-CODE: 8G;8P;9P; MOD: 2W10;2W50;NA;NAE		AVX 13 x 1075
				ALT	FROM: 01.89		4 PK 841
5.3							
5344 ccm	207 kW	8S (92-93)	05.91 - 08.93	AC-C	UNTIL: 08.92		AVX 13 x 1525
				ALT			AVX 10 x 850
				FAN			AVX 13 x 850
				PS	UNTIL: 08.92; MTR-CODE: 8G;8P;9P; MOD: 2W10;2W50;NA;NAE		AVX 13 x 1075
				ALT			4 PK 841
5.3							
5344 ccm	211 kW	V 12 (90-93, 211KW)	09.73 - 05.92	AC-C			AVX 13 x 1525
				ALT			AVX 10 x 850
				FAN			AVX 13 x 850
				PS	MTR-CODE: 8G;8P;9P; MOD: 2W10;2W50;NA;NAE		AVX 13 x 1075
				ALT	FROM: 01.89		4 PK 841



JAGUAR

XJ Coupe

5.3					
5343 ccm	213 kW		09.75 - 07.81	ALT FAN PS	AVX 10 x 850 AVX 13 x 850 AVX 13 x 1075

5.3 H.E.

5343 ccm	217 kW	V 12 (82-90)	07.81 - 12.87	AC-C ALT FAN PS	MTR-CODE: 8G;8P;9P; MOD: 2W10;2W50;NA;NAE MTR-CODE: 8G;8P;9P; MOD: 2W10;2W50;NA;NAE	AVX 13 x 1525 AVX 10 x 850 AVX 13 x 850 AVX 13 x 1075
----------	--------	--------------	---------------	--------------------------	--	--

6.0

5993 ccm	222 kW	8D	05.93 - 03.96	AIR-P ALT	4 PK 1075 5 PK 830
----------	--------	----	---------------	--------------	-----------------------

6.0

5994 ccm	238 kW		09.89 - 10.91	AIR-P ALT	4 PK 1075 5 PK 830
----------	--------	--	---------------	--------------	-----------------------

6.0

5994 ccm	248 kW		11.91 - 12.92	AIR-P ALT	4 PK 1075 5 PK 830
----------	--------	--	---------------	--------------	-----------------------

XJSC Convertible

3.6

3590 ccm	136 kW		08.87 - 05.91	ALT ALT	AVX 10 x 1000 4 PK 995
----------	--------	--	---------------	------------	---------------------------

3.6

3590 ccm	156 kW	AJ 6 (3.6, 156KW)	08.87 - 05.91	ALT ALT	AVX 10 x 1000 4 PK 995
----------	--------	-------------------	---------------	------------	---------------------------

3.6

3590 ccm	162 kW	AJ 6 (3.6, 162KW)	10.86 - 12.88	ALT	AVX 10 x 1000
----------	--------	-------------------	---------------	-----	---------------

4.0

3980 ccm	163 kW	9EPCNA	05.91 - 09.94	ALT ALT	AVX 10 x 1000 4 PK 995
----------	--------	--------	---------------	------------	---------------------------

4.0

3980 ccm	171 kW	9LPFRB	07.94 - 03.96	ALT	4 PK 995
----------	--------	--------	---------------	-----	----------

5.3 H.E.

5343 ccm	194 kW	8S (86-88)	07.85 - 05.92	ALT FAN ALT	AVX 10 x 850 AVX 13 x 850 4 PK 841
----------	--------	------------	---------------	-------------------	--

FROM: 01.89

4.0

3980 ccm	175 kW		10.87 - 12.89	ALT	4 PK 995
----------	--------	--	---------------	-----	----------

5.3

5343 ccm	197 kW	V 12 (90-93, 197KW)	01.86 - 05.88	ALT FAN	AVX 10 x 850 AVX 13 x 850
----------	--------	---------------------	---------------	------------	------------------------------

5.3

5344 ccm	202 kW	8C (88-92)	01.88 - 09.91	ALT FAN ALT	AVX 10 x 850 AVX 13 x 850 4 PK 841
----------	--------	------------	---------------	-------------------	--

FROM: 01.89

5.3

5344 ccm	207 kW	8S (92-93)	05.91 - 08.93	ALT FAN ALT	AVX 10 x 850 AVX 13 x 850 4 PK 841
----------	--------	------------	---------------	-------------------	--

FROM: 09.91

5.3

5344 ccm	211 kW	V 12 (90-93, 211KW)	01.88 - 05.92	ALT FAN ALT	AVX 10 x 850 AVX 13 x 850 4 PK 841
----------	--------	---------------------	---------------	-------------------	--

FROM: 01.89

5.3 H.E.

5343 ccm	217 kW	V 12 (82-90)	09.85 - 12.90	ALT FAN ALT	AVX 10 x 850 AVX 13 x 850 4 PK 841
----------	--------	--------------	---------------	-------------------	--

FROM: 01.89

6.0

5993 ccm	222 kW	8D	05.93 - 03.96	AIR-P ALT	4 PK 1075 5 PK 830
----------	--------	----	---------------	--------------	-----------------------

XJ (X300)

6 3.2

3239 ccm	155 kW	9JPGRB	11.94 - 07.97	AIR-C ALT	AVX 13 x 975 AVX 10 x 1000
----------	--------	--------	---------------	--------------	-------------------------------



JAGUAR

XJ (X300)

6 3.2							
3239 ccm	155 kW	9JPGRB	11.94 - 07.97	ALT	MTR-CODE: 9H		4 PK 995
6 Sovereign 4.0							
3980 ccm	177 kW	9JPFBR	11.94 - 07.97	ALT			AVX 10 x 1000
				AC-C	MTR-CODE: 9EPG		4 PK 1020
				ALT	MTR-CODE: 9EPG		5 PK 975
R Super Charged 4.0							
3980 ccm	235 kW	9KPDRB	11.94 - 07.97	AC-C			4 PK 1020
				ALT			5 PK 975
12 6.0							
5993 ccm	229 kW	8E	11.94 - 07.97	AIR-P			4 PK 1075
				ALT			5 PK 830

X-TYPE (CF1)

2.0 V6							
2099 ccm	115 kW		03.02 - 10.05	ALT			6 PK 2465
2.5 V6							
2495 ccm	144 kW		06.01 - 11.09	ALT			6 PK 2465
3.0 V6							
2967 ccm	169 kW	AJ-V6	06.01 - 11.07	ALT			6 PK 2465
2.0 D							
1998 ccm	96 kW	FMBA;FMBB;R4-X404	07.03 - 11.09	ALT			6 PK 1642
				PS			4 PK 735

X-TYPE Estate

2.0 V6							
2099 ccm	115 kW		11.03 - 03.09	ALT			6 PK 2465
2.5							
2495 ccm	144 kW		02.04 - 12.09	ALT			6 PK 2465
3.0							
2967 ccm	169 kW	AJ-V6	02.04 - 12.09	ALT			6 PK 2465
2.0 D							
1998 ccm	96 kW	FMBA;FMBB;R4-X404	02.04 - 12.09	ALT			6 PK 1642
				PS			4 PK 735

JEEP

CHEROKEE (XJ)

2.5 SE							
2464 ccm	87 kW	EPE	10.96 - 09.99	ALT	LHD; - AC		6 PK 2000
				ALT	LHD; + AC		6 PK 2315
				ALT	RHD; - AC		6 PK 1980
				ALT	RHD; + AC		6 PK 2415
				ALT	UNTIL: 12.96; - AC		6 PK 1980
				ALT	UNTIL: 12.96; RHD; + AC		6 PK 2191
2.5 i							
2464 ccm	87 kW	EPE	11.96 - 09.01	ALT	LHD; - AC		6 PK 2000
				ALT	LHD; + AC		6 PK 2315
				ALT	RHD; - AC		6 PK 1980
				ALT	RHD; + AC		6 PK 2415
				ALT	UNTIL: 12.96; - AC		6 PK 1980
				ALT	UNTIL: 12.96; RHD; + AC		6 PK 2191
2.5							
2464 ccm	89 kW	EPE	10.90 - 09.96	ALT	FROM: 01.96; - AC		6 PK 1980
				ALT	FROM: 01.96; LHD; + AC		6 PK 2315
				ALT	RHD; + AC		6 PK 2191
				ALT	UNTIL: 12.95; - AC		6 PK 1800
				ALT	UNTIL: 12.95; LHD; + AC		6 PK 2460
2.5							
2464 ccm	90 kW	EPE	10.86 - 09.90	ALT	- AC; + V-PUL		6 PK 1855
				ALT	+ AC; + V-PUL		6 PK 2075
2.5 4x4							
2464 ccm	90 kW	EPE	10.86 - 09.90	ALT	- AC; + V-PUL		6 PK 1855
				ALT	+ AC; + V-PUL		6 PK 2075
2.5 i 4x4							
2469 ccm	90 kW	EPE;HX	12.91 - 09.01	ALT	FROM: 02.99; MTR-CODE: EPE; LHD; - AC		6 PK 2000
				ALT	FROM: 02.99; MTR-CODE: EPE; LHD; + AC		6 PK 2315



JEEP

CHEROKEE (XJ)

2.5 i 4x4

2469 ccm	90 kW	EPE;HX	12.91 - 09.01	ALT	FROM: 02.99; MTR-CODE: EPE; RHD; - AC	6 PK 1980
				ALT	FROM: 02.99; MTR-CODE: EPE; RHD; + AC	6 PK 2415

4.0

3956 ccm	131 kW	M400L	10.86 - 09.90	ALT	MTR-CODE: L400L/M400L	6 PK 2605
				ALT	MTR-CODE: M400L	6 PK 2605

4.0 4x4

3956 ccm	131 kW	M400L	10.86 - 09.90	ALT	MTR-CODE: M400L	6 PK 2605
----------	--------	-------	---------------	-----	-----------------	-----------

4.0 i

3960 ccm	127 kW		07.98 - 09.01	ALT	LHD	6 PK 2415
				ALT	RHD	6 PK 2270

4.0 i

3960 ccm	135 kW		02.99 - 09.01	ALT	LHD	6 PK 2415
				ALT	RHD	6 PK 2270

4.0 i

3964 ccm	131 kW	ERH	01.95 - 09.01	ALT	FROM: 01.96; MTR-CODE: ERH;MX400L; LHD	6 PK 2415
				ALT	FROM: 01.96; MTR-CODE: ERH;MX400L; RHD	6 PK 2270
				ALT	FROM: 02.99; MTR-CODE: ERH; LHD	6 PK 2415
				ALT	FROM: 02.99; MTR-CODE: ERH; RHD	6 PK 2270
				ALT	UNTIL: 12.95; MTR-CODE: ERH;MX400L; LHD	6 PK 2475
				ALT	UNTIL: 12.95; MTR-CODE: ERH;MX400L; RHD	6 PK 2500

4.0 i

3964 ccm	135 kW	MX	12.91 - 09.01	ALT	FROM: 01.94; UNTIL: 12.95; LHD	6 PK 2475
				ALT	FROM: 01.94; UNTIL: 12.95; RHD	6 PK 2500
				ALT	FROM: 01.96; LHD	6 PK 2415
				ALT	FROM: 01.96; RHD	6 PK 2270
				ALT	UNTIL: 12.93	6 PK 2475

4.0 i

3964 ccm	136 kW	ERH	01.88 - 09.01	ALT	FROM: 01.91; UNTIL: 12.93	6 PK 2475
				ALT	FROM: 01.94; UNTIL: 12.95; LHD	6 PK 2475
				ALT	FROM: 01.94; UNTIL: 12.95; RHD	6 PK 2500
				ALT	FROM: 01.96; LHD	6 PK 2415
				ALT	FROM: 01.96; RHD	6 PK 2270
				ALT	UNTIL: 12.90	6 PK 2605

2.1 TD

2068 ccm	59 kW	J8S	06.89 - 03.92	AC-C		4 PK 875
				CAM		ZRK 1261
				CAM		KT 1038

2.1 D 4x4

2068 ccm	59 kW	J8S 742	10.86 - 09.92	AC-C		4 PK 875
----------	-------	---------	---------------	------	--	----------

2.1 TD

2068 ccm	64 kW	J8S	10.84 - 09.01	ALT	UNTIL: 12.93	AVX 10 x 700
				FAN	UNTIL: 12.93	AVX 13 x 825
				PS	UNTIL: 12.93	AVX 10 x 838
				CAM	UNTIL: 12.93	ZRK 1261
				CAM		KT 1038

2.5 Tdi 4x4

2498 ccm	85 kW	ENC	10.96 - 09.01	ALT		8 PK 2188
----------	-------	-----	---------------	-----	--	-----------

2.5 TD

2499 ccm	85 kW	ENC	01.88 - 09.01	ALT	FROM: 01.94	8 PK 2188
				CAM		ZRK 1158

CHEROKEE (KJ)

2.4 Laredo

2429 ccm	108 kW	ED1	10.01 - 09.04	ALT	- AC	6 PK 2145
				ALT	+ AC	6 PK 2330
				CAM		ZRK 1584

2.4 4WD

2429 ccm	108 kW	ED1	09.01 - 01.08	ALT	- AC	6 PK 2145
				ALT	+ AC	6 PK 2330
				CAM		ZRK 1584

3.7 Laredo

3700 ccm	150 kW	EKG	10.01 - 09.04	ALT		6 PK 2225
----------	--------	-----	---------------	-----	--	-----------

3.7 4WD

3700 ccm	150 kW	EKG	08.03 - 01.08	ALT	FROM: 10.04	6 PK 2205
				ALT	UNTIL: 09.04	6 PK 2225



JEEP

CHEROKEE (KJ)

3.7 4WD

3698 ccm	155 kW	EKG	09.01 - 01.08	ALT	FROM: 10.04; MTR-CODE: EKG	6 PK 2205
				ALT	MTR-CODE: EKG	6 PK 2191
				ALT	UNTIL: 09.04; MTR-CODE: EKG	6 PK 2225

CHEROKEE (KK)

3.7 V6 4WD

3700 ccm	151 kW	EKG	01.08 -	ALT	FROM: 05.08	6 PK 2205
----------	--------	-----	---------	-----	-------------	-----------

COMANCHE (MJ)

2.5

2464 ccm	90 kW	EPE	10.86 - 09.90	ALT	- AC; + V-PUL	6 PK 1855
				ALT	+ AC; + V-PUL	6 PK 2075

2.5 4x4

2464 ccm	90 kW	EPE	10.86 - 09.90	ALT	- AC; + V-PUL	6 PK 1855
				ALT	+ AC; + V-PUL	6 PK 2075

4.0

3960 ccm	127 kW		10.90 - 09.96	ALT	FROM: 01.94; UNTIL: 12.95; LHD	6 PK 2475
				ALT	FROM: 01.94; UNTIL: 12.95; RHD	6 PK 2500
				ALT	FROM: 01.96; LHD	6 PK 2415
				ALT	FROM: 01.96; RHD	6 PK 2270
				ALT	UNTIL: 12.93	6 PK 2475

4.0

3964 ccm	130 kW	ERH	10.90 - 09.96	ALT		6 PK 2475
----------	--------	-----	---------------	-----	--	-----------

4.0 4x4

3964 ccm	130 kW	ERH	10.87 - 09.96	ALT	FROM: 01.91	6 PK 2475
----------	--------	-----	---------------	-----	-------------	-----------

COMMANDER (XK)

3.7 V6

3701 ccm	157 kW	EKG	09.05 - 12.10	ALT		6 PK 2205
----------	--------	-----	---------------	-----	--	-----------

4.7 V8

4701 ccm	170 kW	EVA	09.05 - 12.10	ALT		6 PK 2205
----------	--------	-----	---------------	-----	--	-----------

5.7 V8

5654 ccm	240 kW	EZB	09.05 - 12.10	ALT		6 PK 2080
----------	--------	-----	---------------	-----	--	-----------

3.0 CRD

2987 ccm	160 kW	EXL	04.06 - 12.10	ALT		7 PK 2035
----------	--------	-----	---------------	-----	--	-----------

COMPASS (MK49)

2.4

2359 ccm	125 kW	ERZ	08.06 -	ALT	FROM: 02.07; - AC	6 PK 2040
				ALT	FROM: 02.07; + AC	6 PK 2550

2.4 4x4

2359 ccm	125 kW	ERZ	09.06 -	ALT	FROM: 02.07; - AC	6 PK 2040
				ALT	FROM: 02.07; + AC	6 PK 2550

2.0 CRD

1968 ccm	103 kW	ECD;ECE	08.06 -	ALT	FROM: 02.07	6 PK 1718
----------	--------	---------	---------	-----	-------------	-----------

2.0 CRD 4x4

1968 ccm	103 kW	ECE	09.06 -	ALT	FROM: 02.07	6 PK 1718
----------	--------	-----	---------	-----	-------------	-----------

GRAND CHEROKEE I (ZJ)

4.0 i (Z)

3960 ccm	130 kW	S01	10.95 - 04.99	ALT	FROM: 01.97; AMP: 117; RHD	6 PK 2285
				ALT	FROM: 01.97; LHD	6 PK 2330
				ALT	UNTIL: 12.95; + AC	6 PK 2465
				ALT	UNTIL: 12.96; - AC	6 PK 1800

4.0 Laredo

3964 ccm	131 kW	ERH	10.96 - 09.98	ALT	AMP: 117; RHD	6 PK 2285
				ALT	LHD	6 PK 2330
				ALT	UNTIL: 12.96; - AC	6 PK 1800

4.0 i (ZJ)

3964 ccm	132 kW	ERH	09.91 - 04.99	ALT	FROM: 01.93; UNTIL: 12.95; + AC	6 PK 2465
				ALT	FROM: 01.93; UNTIL: 12.96; - AC	6 PK 1800
				ALT	FROM: 01.97; AMP: 117; RHD	6 PK 2285
				ALT	FROM: 01.97; LHD	6 PK 2330

4.0 i (ZJ)

3964 ccm	135 kW	MX	09.91 - 04.99	ALT	FROM: 06.92; UNTIL: 09.96; - AC	6 PK 1800
				ALT	FROM: 06.92; UNTIL: 12.95; + AC	6 PK 2465



JEEP

GRAND CHEROKEE I (ZJ)

5.2 Limited 4x4

5210 ccm 136 kW ELF 10.96 - 09.98 ALT FROM: 1996; UNTIL: 1997 7 PK 2271

5.2 i (ZJ)

5210 ccm 155 kW ELF 01.92 - 04.99 AC-C
PS UNTIL: 12.95 AVX 10 x 1200
ALT FROM: 09.92 AVX 10 x 1090
ALT FROM: 09.92; 06.95 7 PK 2276
ALT FROM: 09.92; FROM: 199209; UNTIL: 1994 7 PK 2276
ALT FROM: 09.92; FROM: 199209; UNTIL: 1997 7 PK 2283
ALT FROM: 09.92; FROM: 199209; UNTIL: 1997 7 PK 2271

5.2 i (ZJ)

5210 ccm 158 kW Y 09.92 - 04.99 ALT 7 PK 2276
ALT FROM: 1992; UNTIL: 1994 7 PK 2283
ALT FROM: 1996; UNTIL: 1997 7 PK 2271

5.2

5210 ccm 164 kW ELF 10.96 - 09.98 ALT FROM: 1996; UNTIL: 1997 7 PK 2271

5.2 4WD

5210 ccm 164 kW ELF 10.96 - 09.98 ALT FROM: 1996; UNTIL: 1997 7 PK 2271

5.2 (Z)

5216 ccm 156 kW Y01 10.95 - 04.99 ALT 7 PK 2276
ALT FROM: 1996; UNTIL: 1997 7 PK 2271

5.9 i

5901 ccm 177 kW 08.97 - 04.99 ALT 7 PK 2271

2.5 TD (Z)

2499 ccm 85 kW M51;M52 10.95 - 04.99 ALT FROM: 01.97 8 PK 2188

2.5 TD Laredo

2498 ccm 85 kW 10.96 - 09.98 ALT 8 PK 2188

GRAND CHEROKEE II (WJ, WG)

3.7 Laredo

3700 ccm 157 kW EKG 10.04 - 09.05 ALT 6 PK 2205

4.0 4x4

3960 ccm 140 kW 04.99 - 09.05 ALT 6 PK 2240

4.7 V8

4701 ccm 162 kW EVA 04.99 - 08.00 ALT 6 PK 2215

4.7 V8

4701 ccm 164 kW EVA 08.00 - 09.05 ALT 6 PK 2215
ALT FROM: 10.04 6 PK 2205

4.7 V8 4x4

4701 ccm 167 kW EVA 06.03 - 09.05 ALT 6 PK 2215

4.7 V8

4701 ccm 190 kW EVC 10.01 - 09.05 ALT 6 PK 2215

2.7 CRD 4x4

2685 ccm 120 kW ENF 10.01 - 09.05 ALT 6 PK 2605

GRAND CHEROKEE III (WH)

3.7 V6

3701 ccm 157 kW EKG 06.05 - 12.10 ALT 6 PK 2205

5.7 V8

5654 ccm 240 kW EZB 06.05 - 12.10 ALT 6 PK 2080

6.1 SRT8

6059 ccm 313 kW ESF 03.06 - 12.10 ALT FROM: 10.06 6 PK 2075

3.0 CRD

2987 ccm 160 kW EXL 06.05 - 12.10 ALT FROM: 10.06 7 PK 2035

PATRIOT (MK74)

2.4 4WD

2359 ccm 125 kW ED3 01.08 - ALT - AC 6 PK 2040
ALT + AC 6 PK 2550

2.4 Eco + 4WD

2359 ccm 125 kW ED3 07.08 - ALT - AC 6 PK 2040
ALT + AC 6 PK 2550

2.0 CRD 4WD

1968 ccm 103 kW ECD;ECE 02.07 - ALT 6 PK 1718
CAM ZRK 1468



JEEP

WRANGLER I (YJ, SJ_)

2.5

2464 ccm	76 kW		01.88 - 12.91	ALT		AVX 10 x 1090
----------	-------	--	---------------	-----	--	---------------

4.0 2WD

3956 ccm	131 kW	M400L	10.86 - 09.90	ALT	- AC; - PS	6 PK 1760
				ALT	+ AC; - PS	6 PK 2404
				ALT	+ AC; + PS	6 PK 2460
				ALT	+ PS; - AC	6 PK 1800

4.0

3956 ccm	131 kW	M400L	10.86 - 09.90	ALT	- AC; - PS	6 PK 1760
				ALT	+ AC; - PS	6 PK 2404
				ALT	+ AC; + PS	6 PK 2460
				ALT	+ PS; - AC	6 PK 1800

4.0

3964 ccm	131 kW	ERH	12.91 - 08.96	ALT	- AC; - PS	6 PK 1760
				ALT	+ AC; - PS	6 PK 2404
				ALT	+ AC; + PS	6 PK 2460
				ALT	+ PS; - AC	6 PK 1800

4.2 2WD

4229 ccm	82 kW		10.86 - 09.90	ALT	- PS; + V-PUL	6 PK 1990
				ALT	+ PS; + V-PUL	6 PK 2080

4.2

4235 ccm	84 kW	6L <C 2V>	08.86 - 08.89	ALT	FROM: 02.87; - PS; + V-PUL	6 PK 1990
				ALT	FROM: 02.87; + PS; + V-PUL	6 PK 2080

WRANGLER II (TJ)

2.4

2429 ccm	105 kW	ED1	11.02 - 04.07	ALT	- AC	6 PK 2145
				ALT	+ AC	6 PK 2330
				CAM		ZRK 1584

2.5

2464 ccm	87 kW	P00	08.96 - 04.07	ALT	+ AC; + PS	6 PK 2315
				ALT	LHD; - AC; - PS	6 PK 1975
				ALT	LHD; + PS; - AC	6 PK 2000
				ALT	RHD; + PS; - AC	6 PK 2255

3.8

3778 ccm	153 kW	EGT	02.06 - 12.08	ALT	+ AC	6 PK 2285
----------	--------	-----	---------------	-----	------	-----------

3.8 Rubicon Heckantrieb

3778 ccm	153 kW	EGT	03.06 - 04.07	ALT	+ AC	6 PK 2285
----------	--------	-----	---------------	-----	------	-----------

4.0

3960 ccm	124 kW		06.98 - 04.07	ALT	FROM: 10.99; - AC	6 PK 1910
				ALT	FROM: 10.99; + AC	6 PK 2240
				ALT	UNTIL: 10.99; + AC; + PS	6 PK 2315
				ALT	UNTIL: 10.99; LHD; - AC; - PS	6 PK 1975
				ALT	UNTIL: 10.99; LHD; + PS; - AC	6 PK 2000
				ALT	UNTIL: 10.99; RHD; + PS; - AC	6 PK 2255

4.0 Rubicon

3960 ccm	128 kW		08.03 - 04.07	ALT	- AC	6 PK 1910
				ALT	+ AC	6 PK 2240

4.0

3960 ccm	130 kW	S01	08.96 - 04.07	ALT	FROM: 01.97; UNTIL: 10.99; + AC; + PS	6 PK 2315
				ALT	FROM: 01.97; UNTIL: 10.99; LHD; - AC; - PS	6 PK 1975
				ALT	FROM: 01.97; UNTIL: 10.99; LHD; + PS; - AC	6 PK 2000
				ALT	FROM: 01.97; UNTIL: 10.99; RHD; + PS; - AC	6 PK 2255
				ALT	FROM: 10.99; - AC	6 PK 1910
				ALT	FROM: 10.99; + AC	6 PK 2240
				ALT	UNTIL: 12.96; - AC; - PS	6 PK 1760
				ALT	UNTIL: 12.96; + AC; - PS	6 PK 2404
				ALT	UNTIL: 12.96; + AC; + PS	6 PK 2460
				ALT	UNTIL: 12.96; + PS; - AC	6 PK 1800

WRANGLER III (JK)

3.8

3778 ccm	146 kW	EGT	04.07 -	ALT	FROM: 10.07; + AC	6 PK 2285
----------	--------	-----	---------	-----	-------------------	-----------



KIA

AVELLA Schrägheck

1.5							
1498 ccm	55 kW		02.97 - 12.01	ALT			4 PK 875

AVELLA

1.3							
1324 ccm	55 kW	B3	11.95 - 12.01	AC-C			4 PK 875
				ALT			4 PK 875
				PS	- AC		4 PK 850
				PS	OE-NO.: B301-15-909; + AC		4 PK 950
				PS	OE-NO.: B3C7-15-909C; + AC		4 PK 962

1.5							
1498 ccm	55 kW		02.97 - 12.01	ALT			4 PK 875

BESTA Kasten

2.2 D							
2184 ccm	48 kW	R2	02.96 -	CAM			ZRK 1264

CARENS I (FC)

1.8 i							
1793 ccm	81 kW	T8	11.00 - 07.02	ALT			4 PK 884
				PS	- AC		4 PK 925
				PS	FROM: 05.01; + AC		4 PK 1060
				PS	UNTIL: 05.01; + AC		4 PK 1080

CARENS II (FJ)

1.6							
1594 ccm	77 kW	GA6D	07.02 -	ALT	FROM: 12.03		4 PK 884
				PS	FROM: 12.03; - AC		4 PK 890
				CAM			ZRK 1442
				CAM			KT 1481
1.8							
1793 ccm	93 kW		07.02 -	ALT			4 PK 884
				PS	- AC		4 PK 925
				PS	UNTIL: 12.02; + AC		4 PK 1060

2.0 CVVT

1975 ccm	102 kW	G4GC	08.04 -	AC-C			4 PK 855
				ALT			4 PK 890
				PS			3 PK 675
				CAM			ZRK 1170
				CAM	FROM: 05.06; AU		KT 1539
				CAM	UNTIL: 05.06; MAN		KT 1347

2.0 CRDi

1991 ccm	83 kW	D4EA	07.02 -	ALT	FROM: 05.06; MTR-CODE: D4EA		6 PK 1515
				ALT	MTR-CODE: 21101		6 PK 1515
				CAM			ZRK 1454
				CAM			KT 1505
				CAM	UNTIL: 12.06		KT 1470

2.0 CRDi

1991 ccm	103 kW	D4EA	11.05 -	ALT	FROM: 05.06		6 PK 1515
				CAM			ZRK 1454
				CAM			KT 1505
				CAM	UNTIL: 12.06		KT 1470

CARENS III (UN)

2.0 CVVT

1998 ccm	106 kW	G4KA	09.06 -	ALT	- AC		6 PK 2510
				ALT	+ AC		6 PK 2585

2.0 CRDi 115

1991 ccm	85 kW	D4EA	05.07 -	CAM	UNTIL: 08.10		KT 1470
----------	-------	------	---------	-----	--------------	--	---------

2.0 CRDi 135

1991 ccm	100 kW	D4EA	08.09 -	ALT			6 PK 1515
				CAM	UNTIL: 08.10		KT 1470

2.0 CRDi 140

1991 ccm	103 kW	D4EA	09.06 -	CAM			KT 1470
				CAM			KT 1505

CARNIVAL I (UP)

2.5 V6

2497 ccm	121 kW	KRV6	08.99 - 10.01	ALT	MTR-CODE: 25K4F; + AC		6 PK 1580
----------	--------	------	---------------	-----	-----------------------	--	-----------


KIA
CARNIVAL I (UP)

2.5 V6						
2497 ccm	121 kW	KRV6	08.99 - 10.01	ALT	MTR-CODE: OK57C;OK57D; + AC	6 PK 1580
2.9 TD						
2903 ccm	93 kW	J3	08.99 - 10.01	AC-C	MTR-CODE: OK57A;OK57B	4 PK 870
				ALT	MTR-CODE: OK57A;OK57B	5 PK 1590
				CAM	FROM: 07.00	ZRK 1403
				CAM	UNTIL: 06.00	ZRK 1402

CARNIVAL II (GQ)

2.5 V6						
2497 ccm	110 kW	K5	10.01 -	ALT	+ AC	6 PK 1580
2.9 CRDi						
2902 ccm	106 kW	J3	10.01 -	AC-C	MTR-CODE: OK53GJ3	4 PK 870
				ALT	MTR-CODE: OK53GJ3	5 PK 1590
				CAM		ZRK 1403
2.9 TD						
2903 ccm	93 kW	J3	10.01 -	AC-C		4 PK 870
				ALT		5 PK 1590

CARNIVAL / GRAND CARNIVAL III (VQ)

2.7 V6						
2656 ccm	139 kW	G6EA	06.06 -	ALT	MTR-CODE: G6HA	6 PK 2055
2.9 CRDi						
2902 ccm	136 kW	J3	06.06 -	AC-C	MTR-CODE: OK53KJ3	4 PK 855
				AC-C	MTR-CODE: OK53LJ3	4 PK 850
				ALT	MTR-CODE: OK53KJ3	5 PK 1590
2.9 CRDi LX						
2902 ccm	141 kW		09.06 -	AC-C		4 PK 855
				ALT		5 PK 1590

CEE'D Schrägheck (ED)

1.4						
1396 ccm	80 kW	G4FA	12.06 -	ALT	- AC	6 PK 955
				ALT	+ AC	6 PK 1255
1.6						
1591 ccm	90 kW	G4FC	12.06 -	ALT	FROM: 02.08; - AC	6 PK 955
				ALT	FROM: 02.08; + AC	6 PK 1255
1.6						
1591 ccm	93 kW	G4FC	02.08 -	ALT	- AC	6 PK 955
				ALT	+ AC	6 PK 1255
2.0						
1975 ccm	105 kW	G4GC	12.06 -	ALT		4 PK 890
				CAM		ZRK 1170
				CAM		KT 1539
1.6 CRDi 90						
1582 ccm	66 kW	D4FB-L	12.06 -	ALT	+ AC	5 PK 1800
1.6 CRDi 115						
1582 ccm	85 kW	D4FB	12.06 -	ALT	+ AC	5 PK 1800
2.0 CRDi 140						
1991 ccm	103 kW	D4EA-F	09.07 -	ALT		6 PK 1400
				CAM		ZRK 1454
				CAM		KT 1470
				CAM		KT 1505

CEE'D SW (ED)

1.4						
1396 ccm	80 kW	G4FA	09.07 -	ALT		4 PK 890
				CAM		ZRK 1170
1.6						
1591 ccm	90 kW	G4FC	09.07 -	ALT	- AC	6 PK 955
				ALT	+ AC	6 PK 1255
1.6						
1591 ccm	93 kW	G4FC	09.07 -	ALT	- AC	6 PK 955
				ALT	+ AC	6 PK 1255
2.0						
1975 ccm	105 kW	G4GC	09.07 -	ALT		4 PK 890
				CAM		ZRK 1170



KIA

CEE'D SW (ED)

2.0						
1975 ccm	105 kW	G4GC	09.07 -	CAM		KT 1539
1.6 CRDi 90						
1582 ccm	66 kW	D4FB-L	09.07 -	ALT	+ AC	5 PK 1800
1.6 CRDi 115						
1582 ccm	85 kW	D4FB	09.07 -	ALT	+ AC	5 PK 1800
1.6 CRDi 128						
1582 ccm	94 kW	D4FB	10.10 -	ALT	- AC	5 PK 1645
				ALT	+ AC	5 PK 1815
2.0 CRDi 140						
1991 ccm	103 kW	D4EA-F	09.07 -	ALT		6 PK 1400
				CAM		ZRK 1454
				CAM		KT 1470
				CAM		KT 1505

PRO CEE'D (ED)

1.4						
1396 ccm	80 kW	G4FA	02.08 -	ALT		4 PK 890
				CAM		ZRK 1170
1.6						
1591 ccm	90 kW	G4FC	02.08 -	ALT	- AC	6 PK 955
				ALT	+ AC	6 PK 1255
1.6						
1591 ccm	93 kW	G4FC	02.08 -	ALT	- AC	6 PK 955
				ALT	+ AC	6 PK 1255
2.0						
1975 ccm	105 kW	G4GC	02.08 -	ALT		4 PK 890
				CAM		ZRK 1170
				CAM		KT 1539
1.6 CRDi 90						
1582 ccm	66 kW	D4FB-L	02.08 -	ALT	+ AC	5 PK 1800
1.6 CRDi 115						
1582 ccm	85 kW	D4FB	02.08 -	ALT	+ AC	5 PK 1800
2.0 CRDi 140						
1991 ccm	103 kW	D4EA-F	02.08 -	ALT		6 PK 1400
				CAM		ZRK 1454
				CAM		KT 1505
				CAM	FROM: 03.08	KT 1470

CERATO Stufenheck (LD)

1.6						
1591 ccm	90 kW	G4FC	05.06 -	ALT	- AC	6 PK 1530
				ALT	+ AC	6 PK 2140
1.6						
1599 ccm	77 kW	G4ED	04.04 -	AC-C		4 PK 813
				ALT		4 PK 850
				CAM		ZRK 1164
				CAM		KT 1422
2.0						
1975 ccm	105 kW	G4GC	04.04 -	AC-C		4 PK 855
				ALT		4 PK 890
				PS		3 PK 675
				CAM		ZRK 1170
				CAM	FROM: 05.06; AU	KT 1539
				CAM	UNTIL: 05.06; MAN	KT 1347
1.5 CRDi						
1493 ccm	75 kW	D4FA	07.05 -	ALT	+ AC; - PS	5 PK 1800
1.6 CRDi						
1582 ccm	85 kW	D4FB	06.05 -	ALT	FROM: 09.06; + AC	5 PK 1850
2.0 CRDi						
1991 ccm	83 kW	D4EA	04.04 -	ALT		6 PK 1515
				CAM		ZRK 1454
				CAM		KT 1505
				CAM	UNTIL: 11.09	KT 1470


KIA
CERATO (LD)
1.6

1599 ccm	77 kW	G4ED	07.04 -	AC-C		4 PK 813
				ALT		4 PK 850
				CAM		ZRK 1164
				CAM		KT 1422

2.0

1975 ccm	105 kW	G4GC	04.04 -	AC-C		4 PK 855
				ALT		4 PK 890
				PS		3 PK 675
				CAM		ZRK 1170
				CAM	FROM: 05.06; AU	KT 1539
				CAM	UNTIL: 05.06; MAN	KT 1347

1.5 CRDi

1493 ccm	75 kW	D4FA	07.05 -	ALT	+ AC; - PS	5 PK 1800
----------	-------	------	---------	-----	------------	-----------

1.6 CRDi

1582 ccm	85 kW	D4FB	06.05 -	ALT	FROM: 09.06; + AC	5 PK 1850
----------	-------	------	---------	-----	-------------------	-----------

2.0 CRDi

1991 ccm	83 kW	D4EA	04.04 -	ALT		6 PK 1515
				CAM		ZRK 1454
				CAM		KT 1505
				CAM	UNTIL: 11.09	KT 1470

CLARUS (K9A)
1.8 i 16V

1793 ccm	85 kW	T8	07.96 -	ALT	MTR-CODE: OK9BB;OK9BO	4 PK 884
				PS	FROM: 01.98; MTR-CODE: OK9BB;OK9BO; + AC	4 PK 1110
				PS	MTR-CODE: OK9BB;OK9BO; - AC	4 PK 940
				PS	UNTIL: 12.97; MTR-CODE: OK9BB;OK9BO; + AC	4 PK 1110

2.0 i 16V

1998 ccm	98 kW	FE (16 V)	07.96 -	ALT	MTR-CODE: OK9BC;OK9BD	3 PK 763
				PS	MTR-CODE: OK9BC;OK9BD; - AC	5 PK 950
				PS	MTR-CODE: OK9BC;OK9BD; + AC	5 PK 1070
				CAM		ZRK 1283
				CAM		KT 1266

CLARUS Kombi (GC)
1.8 i 16V

1793 ccm	85 kW	T8	05.98 -	ALT	FROM: 03.99	4 PK 884
				PS	FROM: 03.99; - AC	4 PK 940
				PS	FROM: 03.99; + AC	4 PK 1110

2.0 i 16V

1998 ccm	98 kW	FE (16 V)	05.98 -	ALT	FROM: 03.99	3 PK 763
				PS	FROM: 03.99; - AC	5 PK 950
				PS	FROM: 03.99; + AC	5 PK 1070
				CAM		ZRK 1283
				CAM		KT 1266

JOICE
2.0

1997 ccm	88 kW		09.01 -	ALT		4 PK 995
				PS	+ AC	4 PK 962
				BAL		ZRK 1459
				CAM		ZRK 1329

2.0

1997 ccm	102 kW	G4CP	02.00 -	ALT		4 PK 995
				PS	+ AC	4 PK 962
				BAL		ZRK 1459
				CAM		ZRK 1329

K2500 (SD)
2.5 D

2476 ccm	69 kW	D4BH	01.03 -	PS		4 PK 1060
				BAL		ZRK 1202
				CAM		ZRK 1522
				BAL		KT 1391
				CAM		KT 1488



KIA

MAGENTIS (GD)

2.0						
1997 ccm	100 kW	G4JP	05.01 -	ALT	MTR-CODE: 201A	4 PK 940
				ALT	MTR-CODE: 201A	4 PK 950
				PS	MTR-CODE: 201A	5 PK 1390
				BAL		ZRK 1578
				CAM		ZRK 1073
				BAL		KT 1487
				CAM		KT 1494
2.5 V6						
2493 ccm	124 kW	G6BV	05.01 -	ALT	MTR-CODE: 201B; - AC	6 PK 1700
				ALT	MTR-CODE: 201B; + AC	6 PK 2000
				CAM		ZRK 1704

MAGENTIS (MG)

2.0						
1998 ccm	106 kW	G4KA	11.05 -	ALT		6 PK 2585
2.0						
1998 ccm	121 kW	G4KD	07.09 -	ALT		6 PK 2585
2.7						
2656 ccm	138 kW	G6EA	11.05 -	ALT		6 PK 2055
2.7 V6						
2656 ccm	142 kW		07.09 -	ALT		6 PK 2055
2.0 CRDi						
1991 ccm	103 kW	D4EA	04.06 -	ALT		6 PK 1515
				CAM		KT 1505
				CAM	UNTIL: 08.08; MTR-CODE: D4EA	KT 1470
2.0 CRDi						
1991 ccm	110 kW	D4EA	04.06 -	ALT	FROM: 07.09	6 PK 1515
				CAM		KT 1505
				CAM	FROM: 07.08; UNTIL: 04.10; MTR-CODE: D4EA	KT 1470

OPIRUS (GH)

3.5						
3497 ccm	149 kW	G6CU	09.03 -	ALT		6 PK 1195
				PS		5 PK 905
3.8 V6						
3778 ccm	196 kW	G6DA	10.06 -	ALT		6 PK 2475

PRIDE (DA)

1.1 i						
1138 ccm	38 kW	B1	01.91 -	PS	FROM: 05.91; - AC	4 PK 805
				PS	FROM: 05.91; + AC	4 PK 925
				CAM		ZRK 1071
				CAM		KT 1243
1.3 16V						
1324 ccm	44 kW	B3	01.90 -	ALT		AVX 10 x 888
				PS	FROM: 05.90; - AC	4 PK 805
				PS	FROM: 05.90; + AC	4 PK 925
				CAM		ZRK 1071
				CAM		KT 1243
1.3 16V						
1324 ccm	47 kW	B3	10.96 -	ALT		AVX 10 x 888
				PS	- AC	4 PK 805
				PS	+ AC	4 PK 925
				CAM		ZRK 1071
				CAM		KT 1243
1.3 i						
1324 ccm	51 kW		01.90 -	ALT		AVX 10 x 888
				CAM		ZRK 1071
				CAM		KT 1243
1.3 16V						
1324 ccm	53 kW	B3	01.90 -	ALT		AVX 10 x 888
				PS	FROM: 06.90; - AC	4 PK 805
				PS	FROM: 06.90; + AC	4 PK 925
				CAM		ZRK 1071
				CAM		KT 1243


KIA
PRIDE (DA)
1.3

1324 ccm	54 kW	05.94 -	PS	- AC	4 PK 805
			PS	+ AC	4 PK 925

PRIDE Kombi
1.3

1324 ccm	47 kW	08.99 -	ALT		AVX 10 x 888
			PS	- AC	4 PK 805
			PS	+ AC	4 PK 925
			CAM		ZRK 1071
			CAM		KT 1243

PICANTO (BA)
1.0

999 ccm	45 kW	G4HE	09.05 -	AC-C		4 PK 675
				ALT		4 PK 780
				PS	- AC	4 PK 750
				PS	+ AC	4 PK 870
				CAM		ZRK 1070
				CAM		KT 1245

1.1

1086 ccm	48 kW	G4HG	04.04 -	AC-C		4 PK 675
				ALT		4 PK 780
				PS	- AC	4 PK 750
				PS	+ AC	4 PK 870
				CAM		ZRK 1070
				CAM		KT 1245

1.1 CRDi

1120 ccm	55 kW	D3FA	11.05 -	ALT	+ AC	5 PK 1790
----------	-------	------	---------	-----	------	-----------

RETONA (CE)
2.0 16V

1998 ccm	94 kW	FE (16 V)	05.00 -	AC-C		4 PK 925
				CAM		ZRK 1283
				CAM		KT 1266

RIO (DC_)
1.3

1343 ccm	55 kW	09.00 - 02.05	AC-C	FROM: 07.03	4 PK 962
			AC-C	UNTIL: 06.03	4 PK 970
			ALT		4 PK 884
			PS		4 PK 850
			CAM		ZRK 1071
			CAM		KT 1243

1.3

1343 ccm	60 kW	08.02 - 02.05	AC-C	FROM: 07.03	4 PK 962
			AC-C	UNTIL: 06.03	4 PK 970
			ALT		4 PK 884
			PS		4 PK 850
			CAM		ZRK 1071
			CAM		KT 1243

1.5 16V

1493 ccm	72 kW	09.00 - 02.05	AC-C	FROM: 06.01; UNTIL: 06.03	4 PK 970
			AC-C	FROM: 07.03	4 PK 962
			ALT	FROM: 06.01	4 PK 884
			PS	FROM: 06.01	4 PK 850
			CAM		ZRK 1442
			CAM		KT 1481

RIO Kombi (DC)
1.3

1343 ccm	55 kW	08.00 - 02.05	AC-C	FROM: 07.03	4 PK 962
			AC-C	UNTIL: 06.03	4 PK 970
			ALT		4 PK 884
			PS		4 PK 850
			CAM		ZRK 1071
			CAM		KT 1243

1.3

1343 ccm	60 kW	08.00 - 02.05	AC-C	FROM: 07.03	4 PK 962
----------	-------	---------------	------	-------------	----------



KIA

RIO Kombi (DC)

1.3						
1343 ccm	60 kW		08.00 - 02.05	AC-C	UNTIL: 06.03	4 PK 970
				ALT		4 PK 884
				PS		4 PK 850
				CAM		ZRK 1071
				CAM		KT 1243
1.5 16V						
1493 ccm	71 kW		09.02 - 02.05	CAM		ZRK 1442
				CAM		KT 1481
1.5 16V						
1493 ccm	72 kW		08.00 - 02.05	AC-C	FROM: 06.01; UNTIL: 06.03	4 PK 970
				AC-C	FROM: 07.03	4 PK 962
				ALT	FROM: 06.01	4 PK 884
				PS	FROM: 06.01	4 PK 850
				CAM		ZRK 1442
				CAM		KT 1481

RIO II (JB)

1.4 16V						
1399 ccm	71 kW	G4EE	03.05 -	AC-C		4 PK 813
				ALT		4 PK 850
				CAM		ZRK 1164
				CAM		KT 1422
1.6 CVVT						
1599 ccm	82 kW	G4ED	03.05 -	AC-C		4 PK 813
				ALT		4 PK 850
				CAM		ZRK 1164
				CAM		KT 1422
1.5 CRDi						
1493 ccm	81 kW	D4FA	03.05 -	ALT	+ AC; - PS	5 PK 1800

RIO II Stufenheck (JB)

1.4 16V						
1399 ccm	71 kW	G4EE	03.05 -	AC-C		4 PK 813
				ALT		4 PK 850
				CAM		ZRK 1164
				CAM		KT 1422
1.6 16V						
1599 ccm	82 kW	G4ED	03.05 -	AC-C		4 PK 813
				ALT		4 PK 850
				CAM		ZRK 1164
				CAM		KT 1422
1.5 CRDi						
1493 ccm	81 kW	D4FA	03.05 -	ALT	+ AC; - PS	5 PK 1800

SEPHIA (FA)

1.5 i						
1498 ccm	59 kW	B5	02.96 - 10.97	AC-C	MTR-CODE: OK280;OK282; - AC	4 PK 900
				ALT	MTR-CODE: OK280;OK282	4 PK 875
				PS	MTR-CODE: OK280;OK282; - AC	4 PK 890
				PS	MTR-CODE: OK280;OK282; + AC	4 PK 1015
				CAM	DOHC	ZRK 1281
				CAM	SOHC	ZRK 1071
				CAM	DOHC	KT 1069
				CAM	SOHC	KT 1243
1.6 i						
1598 ccm	59 kW	B6	01.95 - 10.97	AC-C	- AC	4 PK 900
				ALT	FROM: 01.96	4 PK 875
				ALT	UNTIL: 12.95	4 PK 884
				PS	- AC	4 PK 890
				PS	+ AC	4 PK 1015
				CAM		ZRK 1071
				CAM		KT 1243
1.8 i 16V						
1793 ccm	82 kW	OK24N;OK26Y	01.95 - 10.97	ALT	FROM: 03.97	6 PK 2013


KIA
SEPHIA Stufenheck (FA)
1.5 i

1498 ccm	59 kW	B5	02.96 - 10.97	AC-C	MTR-CODE: OK280;OK282; - AC	4 PK 900
				ALT	MTR-CODE: OK280;OK282	4 PK 875
				PS	MTR-CODE: OK280;OK282; - AC	4 PK 890
				PS	MTR-CODE: OK280;OK282; + AC	4 PK 1015
				CAM	DOHC	ZRK 1281
				CAM	SOHC	ZRK 1071
				CAM	DOHC	KT 1069
				CAM	SOHC	KT 1243

1.6 i

1598 ccm	59 kW	B6	09.93 - 10.97	AC-C	MTR-CODE: OK20N;OK20R; - AC	4 PK 900
				ALT	FROM: 01.96; MTR-CODE: OK20N;OK20R	4 PK 875
				ALT	UNTIL: 12.95; MTR-CODE: OK20N;OK20R	4 PK 884
				PS	MTR-CODE: OK20N;OK20R; - AC	4 PK 890
				PS	MTR-CODE: OK20N;OK20R; + AC	4 PK 1015
				CAM		ZRK 1071
				CAM		KT 1243

1.8 i 16V

1793 ccm	82 kW	OK24N;OK26Y	01.95 - 10.97	ALT	FROM: 03.97	6 PK 2013
----------	-------	-------------	---------------	-----	-------------	------------------

SHUMA (FB)
1.5 i 16V

1498 ccm	65 kW		10.97 - 03.01	AC-C	FROM: 02.98; MTR-CODE: OK2AC;OK2AD; - PS	4 PK 1050
				AC-C	MTR-CODE: OK2AC;OK2AD; - PS	4 PK 1050
				ALT	MTR-CODE: OK2AC;OK2AD	4 PK 884
				PS	FROM: 02.98; MTR-CODE: OK2AC;OK2AD; + AC	4 PK 1050
				PS	MTR-CODE: OK2AC;OK2AD; - AC	4 PK 890
				PS	MTR-CODE: OK2AC;OK2AD; + AC	4 PK 1050
				CAM		ZRK 1281
				CAM		KT 1069

1.6

1594 ccm	75 kW	GA6D	01.01 - 12.01	AC-C	MTR-CODE: OKAB5	4 PK 1050
				ALT	MTR-CODE: OKAB5	4 PK 884
				PS	MTR-CODE: OKAB5; - AC	4 PK 925
				PS	MTR-CODE: OKAB5; + AC	4 PK 1050

1.8 i 16V

1793 ccm	81 kW	T8	10.97 - 03.01	AC-C	FROM: 02.98; MTR-CODE: OK2BC;OK2BD	4 PK 962
				ALT	FROM: 02.98; MTR-CODE: OK2BC;OK2BD	4 PK 884
				PS	FROM: 02.98; MTR-CODE: OK2BC;OK2BD; - AC	4 PK 920
				PS	FROM: 02.98; MTR-CODE: OK2BC;OK2BD; + AC	4 PK 1080

SHUMA Stufenheck (FB)
1.5

1498 ccm	59 kW	OK280	03.96 - 12.98	AC-C	MTR-CODE: OK280;OK282; - AC	4 PK 900
				ALT	MTR-CODE: OK280;OK282	4 PK 875
				PS	MTR-CODE: OK280;OK282; - AC	4 PK 890
				PS	MTR-CODE: OK280;OK282; + AC	4 PK 1015
				CAM		ZRK 1071
				CAM		KT 1243

1.5 i 16V

1498 ccm	65 kW		10.97 - 10.01	AC-C	FROM: 02.98; MTR-CODE: OK2AC; - PS	4 PK 1050
				AC-C	FROM: 02.98; MTR-CODE: OK2AC;OK2AD; - PS	4 PK 1050
				AC-C	FROM: 05.99; MTR-CODE: OK2AC;OK2AD; - PS	4 PK 1050
				ALT	FROM: 02.98; MTR-CODE: OK2AC	4 PK 884
				ALT	FROM: 02.98; MTR-CODE: OK2AC;OK2AD	4 PK 884
				ALT	FROM: 05.99; MTR-CODE: OK2AC;OK2AD	4 PK 884
				PS	FROM: 02.98; MTR-CODE: OK2AC; - AC	4 PK 890
				PS	FROM: 02.98; MTR-CODE: OK2AC; + AC	4 PK 1050
				PS	FROM: 02.98; MTR-CODE: OK2AC;OK2AD; - AC	4 PK 890
				PS	FROM: 02.98; MTR-CODE: OK2AC;OK2AD; + AC	4 PK 1050
				PS	FROM: 05.99; MTR-CODE: OK2AC;OK2AD; - AC	4 PK 890
				PS	FROM: 05.99; MTR-CODE: OK2AC;OK2AD; + AC	4 PK 1050
				CAM		ZRK 1281
				CAM		KT 1069

SHUMA II (FB)
1.6

1594 ccm	75 kW	GA6D	05.01 - 08.04	AC-C		4 PK 1050
----------	-------	------	---------------	------	--	------------------



KIA

SHUMA II (FB)

1.6						
1594 ccm	75 kW	GA6D	05.01 - 08.04	ALT		4 PK 884
				PS	- AC	4 PK 925
				PS	+ AC	4 PK 1050
				CAM		ZRK 1442
				CAM		KT 1481
1.8						
1793 ccm	84 kW	T8	04.03 - 08.04	AC-C		4 PK 962
				ALT		4 PK 884
				PS	- AC	4 PK 920
				PS	+ AC	4 PK 1080

SHUMA II Stufenheck (FB)

1.6						
1594 ccm	75 kW	GA6D	05.01 - 05.04	AC-C		4 PK 1050
				ALT		4 PK 884
				PS	- AC	4 PK 925
				PS	+ AC	4 PK 1050
				CAM		ZRK 1442
				CAM		KT 1481

SORENTO I (JC)

2.4						
2351 ccm	102 kW	G4JS	08.02 -	ALT		4 PK 950
				PS	- AC	5 PK 1110
				PS	+ AC	5 PK 1390
				BAL		ZRK 1578
				CAM		ZRK 1429
				BAL		KT 1487
3.3 V6						
3342 ccm	182 kW	G6DB	11.07 -	ALT		6 PK 2475
3.5 V6						
3497 ccm	143 kW	G6CU	08.02 -	AC-C		4 PK 1050
				ALT		5 PK 1130
				PS		4 PK 1080
2.5 CRDi						
2497 ccm	103 kW	D4CB	08.02 -	ALT	- AC	7 PK 1730
				ALT	FROM: 12.03; + AC	7 PK 2271
				ALT	UNTIL: 11.03; + AC	7 PK 2283
2.5 CRDi						
2497 ccm	125 kW	D4CB	12.06 -	ALT		7 PK 2255

SOUL (AM)

1.6 CVVT						
1591 ccm	93 kW	G4FC	02.09 -	ALT	- AC	6 PK 955
				ALT	+ AC	6 PK 1255

SPORTAGE (K00)

2.0 i 4WD						
1998 ccm	70 kW	FE	04.94 - 08.99	PS		AVX 13 x 775
				ALT	FROM: 08.94	4 PK 920
				CAM		ZRK 1167
				CAM		KT 1163
2.0						
1998 ccm	87 kW		10.00 - 08.03	ALT		4 PK 920
				CAM		ZRK 1283
				CAM		KT 1266
2.0 4WD						
1998 ccm	87 kW		10.00 - 08.03	ALT		4 PK 920
				CAM		ZRK 1283
				CAM		KT 1266
2.0 i 16V						
1998 ccm	94 kW	FE (16 V)	10.99 - 08.03	ALT		4 PK 920
				CAM		ZRK 1283
				CAM		KT 1266
2.0 i 16V 4WD						
1998 ccm	94 kW	FE (16 V)	04.94 - 08.03	PS		AVX 13 x 775
				ALT	FROM: 05.99; MTR-CODE: OK00T;OK00V;OK00W	4 PK 920



KIA

SPORTAGE (K00)

2.0 i 16V 4WD

1998 ccm	94 kW	FE (16 V)	04.94 - 08.03	ALT CAM CAM	MTR-CODE: OK00S;OK00T;OK00V	4 PK 920 ZRK 1283 KT 1266
----------	-------	-----------	---------------	-------------------	-----------------------------	---------------------------------

2.0 TD 4WD

1998 ccm	61 kW	RF	10.97 - 08.03	ALT PS CAM		17 x 1100 AVX 13 x 850 ZRK 1225
----------	-------	----	---------------	------------------	--	---------------------------------------

SPORTAGE (JE_)

2.0 i 16V

1975 ccm	104 kW	G4GC	09.04 -	AC-C ALT PS CAM CAM CAM	FROM: 05.06; AU UNTIL: 05.06; MAN	4 PK 855 4 PK 890 3 PK 675 ZRK 1170 KT 1539 KT 1347
----------	--------	------	---------	--	--------------------------------------	--

2.0 16V 4WD

1975 ccm	104 kW	G4GC	09.04 -	AC-C ALT PS CAM CAM CAM	FROM: 05.06; AU UNTIL: 05.06; MAN	4 PK 855 4 PK 890 3 PK 675 ZRK 1170 KT 1539 KT 1347
----------	--------	------	---------	--	--------------------------------------	--

2.7 V6 4WD

2656 ccm	129 kW	G6BA	09.04 -	ALT ALT CAM	- AC + AC	6 PK 1695 6 PK 2000 ZRK 1704
----------	--------	------	---------	-------------------	--------------	------------------------------------

2.0 CRDi

1991 ccm	83 kW	D4EA	02.05 -	ALT CAM CAM	+ AC UNTIL: 04.07	6 PK 1515 KT 1505 KT 1470
----------	-------	------	---------	-------------------	----------------------	---------------------------------

2.0 CRDi 4WD

1991 ccm	83 kW	D4EA	09.04 -	ALT CAM CAM CAM	+ AC UNTIL: 04.07	6 PK 1515 ZRK 1454 KT 1505 KT 1470
----------	-------	------	---------	--------------------------	----------------------	---

2.0 CRDi

1991 ccm	100 kW	D4EA	01.06 -	CAM	UNTIL: 04.07	KT 1470
----------	--------	------	---------	-----	--------------	---------

2.0 CRDi 4WD

1991 ccm	100 kW	D4EA	01.06 -	CAM	UNTIL: 04.07	KT 1470
----------	--------	------	---------	-----	--------------	---------

2.0 CRDi

1991 ccm	103 kW	D4EA-V	01.06 -	ALT CAM CAM	+ AC UNTIL: 04.07	6 PK 1515 KT 1505 KT 1470
----------	--------	--------	---------	-------------------	----------------------	---------------------------------

2.0 CRDi 4WD

1991 ccm	103 kW	D4EA-F;D4EA-V	01.06 -	ALT CAM CAM CAM	+ AC UNTIL: 04.07	6 PK 1515 ZRK 1454 KT 1505 KT 1470
----------	--------	---------------	---------	--------------------------	----------------------	---

2.0 CRDi

1991 ccm	110 kW	D4EA	09.08 -	ALT CAM CAM	FROM: 01.09; + AC MTR-CODE: D4EA; UNTIL: 05.10	6 PK 1515 KT 1505 KT 1470
----------	--------	------	---------	-------------------	---	---------------------------------

2.0 CRDi 4WD

1991 ccm	110 kW	D4EA	09.08 -	ALT ALT CAM CAM	FROM: 01.09; MTR-CODE: D4EA FROM: 01.09; MTR-CODE: D4EA; + AC UNTIL: 05.10; MTR-CODE: D4EA	6 PK 1515 6 PK 1515 KT 1505 KT 1470
----------	--------	------	---------	--------------------------	--	--

LADA

110

1.5

1499 ccm	54 kW		01.95 -	ALT ALT CAM	FROM: 06.96; - AC FROM: 06.96; + AC	6 PK 745 6 PK 1125 ZRK 1123
----------	-------	--	---------	-------------------	--	-----------------------------------



LADA

110

1.5						
1499 ccm	54 kW		01.95 -	CAM; TENS- PUL CAM	PLASTIC	ZRK 1123 KT 1411

1.5						
1499 ccm	56 kW	VAZ-2111	10.00 -	ALT ALT CAM CAM; TENS- PUL CAM	- AC + AC PLASTIC	6 PK 745 6 PK 1125 ZRK 1123 ZRK 1123 KT 1411

1.5						
1499 ccm	57 kW	VAZ-2111	01.95 -	ALT ALT CAM CAM; TENS- PUL CAM	FROM: 02.02; - AC FROM: 02.02; + AC PLASTIC	6 PK 745 6 PK 1125 ZRK 1123 ZRK 1123 KT 1411

1.5 16V						
1499 ccm	67 kW		10.00 -	AC-C ALT CAM CAM CAM	UNTIL: 09.04	6 PK 1125 6 PK 698 ZRK 1538 ZRK 1029 KT 1495

1.5 16V						
1499 ccm	70 kW	VAZ-2112	01.95 -	AC-C ALT CAM CAM CAM	FROM: 06.96 FROM: 06.96 UNTIL: 08.02	6 PK 1125 6 PK 698 ZRK 1538 ZRK 1029 KT 1495

1.6						
1596 ccm	60 kW	VAZ-21114	01.00 -	ALT CAM CAM; TENS- PUL CAM	PLASTIC	6 PK 745 ZRK 1123 ZRK 1123 KT 1411

1.6						
1596 ccm	66 kW	VAZ-21124	01.00 -	ALT CAM CAM; TENS- PUL CAM	PLASTIC	6 PK 745 ZRK 1123 ZRK 1123 KT 1411

2.0 i						
1998 ccm	110 kW	C 20 XE	08.96 -	CAM CAM W-P; CAM		ZRK 1025 KT 1025 KT 1025 W1

111

1.5						
1499 ccm	56 kW	VAZ-2111	10.00 -	CAM CAM; TENS- PUL CAM	PLASTIC	ZRK 1123 ZRK 1123 KT 1411

1.5						
1499 ccm	57 kW	VAZ-2111	01.96 -	ALT ALT CAM CAM; TENS- PUL CAM	FROM: 09.99; - AC FROM: 09.99; + AC FROM: 01.97; PLASTIC	6 PK 745 6 PK 1125 ZRK 1123 ZRK 1123 KT 1411

1.5 16V						
1499 ccm	67 kW		10.00 -	AC-C ALT CAM CAM CAM	UNTIL: 09.04	6 PK 1125 6 PK 698 ZRK 1538 ZRK 1029 KT 1495

1.5 16V						
1499 ccm	70 kW	VAZ-2112	01.95 -	AC-C	FROM: 11.96	6 PK 1125



LADA

111

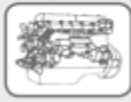
1.5 16V							
1499 ccm	70 kW	VAZ-2112	01.95 -	ALT	FROM: 11.96		6 PK 698
				CAM			ZRK 1538
				CAM	UNTIL: 08.02		ZRK 1029
				CAM			KT 1495
1.6							
1596 ccm	60 kW		01.05 -	ALT	FROM: 09.06; - AC		6 PK 745
				ALT	FROM: 09.06; + AC		6 PK 1125
				CAM; TENS-PUL	FROM: 09.06; PLASTIC		ZRK 1123
1.6							
1596 ccm	66 kW	VAZ-21124	03.06 -	ALT	FROM: 09.06; - AC		6 PK 745
				ALT	FROM: 09.06; + AC		6 PK 1125
				CAM	UNTIL: 09.06		ZRK 1029
				CAM			KT 1495

112

1.5							
1500 ccm	54 kW		01.95 -	CAM			ZRK 1123
				CAM			KT 1411
1.5							
1499 ccm	56 kW	VAZ-2111	10.00 -	CAM			ZRK 1123
				CAM; TENS-PUL	PLASTIC		ZRK 1123
				CAM			KT 1411
1.5							
1499 ccm	57 kW	VAZ-2111	01.95 -	ALT	FROM: 06.96; - PS		6 PK 745
				ALT	FROM: 06.96; + PS		5 PK 1125
				CAM			ZRK 1123
				CAM; TENS-PUL	FROM: 02.02; PLASTIC		ZRK 1123
				CAM			KT 1411
1.5 16V							
1499 ccm	67 kW		10.00 -	AC-C	FROM: 02.01		6 PK 1125
				ALT	FROM: 02.01		6 PK 698
				CAM			ZRK 1538
				CAM	UNTIL: 09.04		ZRK 1029
				CAM			KT 1495
1.5 16V							
1499 ccm	70 kW	VAZ-2112	01.95 -	ALT	FROM: 06.96; - PS		6 PK 745
				ALT	FROM: 06.96; + PS		5 PK 1125
				CAM			ZRK 1123
				CAM	UNTIL: 09.00		ZRK 1029
				CAM			KT 1411
1.6							
1596 ccm	60 kW		01.05 -	ALT			6 PK 745
				CAM			ZRK 1262
				CAM; TENS-PUL	PLASTIC		ZRK 1123
1.6							
1596 ccm	66 kW	VAZ-21124	03.06 -	ALT	- AC		6 PK 745
				ALT	+ AC		6 PK 1115
				CAM			ZRK 1123
				CAM; TENS-PUL	PLASTIC		ZRK 1123
				CAM			KT 1411

PRIORA Stufenheck (2170)

1.6							
1596 ccm	72 kW	VAZ-21126	12.08 -	ALT			6 PK 1115
				ALT	- AC		6 PK 745
				CAM			ZRK 1593
				CAM			KT 1501
1.6 LPG							
1596 ccm	71 kW		03.09 -	ALT			6 PK 1115
				ALT	- AC		6 PK 745
				CAM			ZRK 1593
				CAM			KT 1501



LADA

PRIORA Schrägheck (2172)

1.6						
1596 ccm	72 kW	VAZ-21126	12.08 -	ALT	- AC	6 PK 745
				ALT	MTR-CODE: 11194	6 PK 1115
				ALT	MTR-CODE: 11194;11794	6 PK 1115
				CAM		ZRK 1593
				CAM		KT 1501
1.6 LPG						
1596 ccm	71 kW		12.08 -	ALT	- AC	6 PK 1115
				ALT		6 PK 745
				CAM		ZRK 1593
				CAM		KT 1501

PRIORA Kombi (2171)

1.6						
1596 ccm	60 kW		10.09 -	ALT		AVX 10 x 940
1.6						
1596 ccm	72 kW	VAZ-21126	10.09 -	ALT	- AC	6 PK 745
				ALT	+ AC	6 PK 1115
				CAM		ZRK 1593
				CAM		KT 1501

KALINA Schrägheck (1119)

1.4 16V						
1390 ccm	66 kW	VAZ-11194	11.08 -	ALT	+ AC	6 PK 1015
				CAM		ZRK 1593
				CAM		KT 1501
1.4 16V LPG						
1390 ccm	65 kW	VAZ-11194	11.08 -	ALT	+ AC	6 PK 1015
				CAM		ZRK 1593
				CAM		KT 1501
1.6						
1596 ccm	60 kW	VAZ-21114	10.04 -	ALT	MTR-CODE: 11194; - AC	6 PK 745
				ALT	MTR-CODE: 11194; + AC	6 PK 1125
				ALT	MTR-CODE: VAZ1110; - PS	5 PK 886
				ALT	MTR-CODE: VAZ1110; + PS	5 PK 1125
				CAM		ZRK 1123
				CAM	UNTIL: 09.06	ZRK 1029
				CAM	MTR-CODE: 11194	KT 1495
				CAM	MTR-CODE: VAZ1110	KT 1411
1.6 16V						
1596 ccm	66 kW		10.04 -	ALT	- AC	6 PK 745
				ALT	+ AC	6 PK 1125
				CAM	UNTIL: 09.06	ZRK 1029
				CAM	MTR-CODE: 11194	KT 1495

KALINA Stufenheck (1118)

1.4 16V						
1390 ccm	66 kW	VAZ-11194	11.08 -	ALT	+ AC	6 PK 1015
				CAM		ZRK 1593
				CAM		KT 1501
1.4 16V LPG						
1390 ccm	65 kW	VAZ-11194	11.08 -	ALT	+ AC	6 PK 1015
				CAM		ZRK 1593
				CAM		KT 1501
1.6						
1596 ccm	60 kW	VAZ-21114;VAZ-21124	10.04 -	ALT	MTR-CODE: 11194; - AC	6 PK 745
				ALT	MTR-CODE: 11194; + AC	6 PK 1125
				ALT	MTR-CODE: VAZ1110; - PS	5 PK 886
				ALT	MTR-CODE: VAZ1110; + PS	5 PK 1125
				CAM		ZRK 1123
				CAM	UNTIL: 01.05	ZRK 1029
				CAM	MTR-CODE: 11194	KT 1495
				CAM	MTR-CODE: VAZ1110	KT 1411
1.6 16V						
1596 ccm	66 kW		10.04 -	ALT	- AC	6 PK 745
				ALT	+ AC	6 PK 1125
				CAM	UNTIL: 09.06	ZRK 1029
				CAM	MTR-CODE: 11194	KT 1495



LADA

KALINA Kombi (1117)

1.4 16V						
1390 ccm	66 kW	VAZ-11194	11.08 -	ALT CAM CAM	+ AC	6 PK 1015 ZRK 1593 KT 1501
1.4 16V LPG						
1390 ccm	65 kW	VAZ-11194	11.08 -	ALT CAM CAM	+ AC	6 PK 1015 ZRK 1593 KT 1501
1.6						
1596 ccm	60 kW	VAZ-21114	10.04 -	ALT ALT CAM CAM; TENS- PUL CAM	- PS + PS PLASTIC	5 PK 886 5 PK 1125 ZRK 1123 ZRK 1123 KT 1411

NADESCHDA (2120)

1.7						
1690 ccm	60 kW	VAZ-2121.3	12.97 -	ALT		AVX 10 x 938
1.7 i						
1690 ccm	59 kW	BA3 21214	12.97 -	ALT		AVX 10 x 938
1.8						
1774 ccm	60 kW	VAZ-2130	12.97 -	ALT; PS		AVX 10 x 938
1.8 i						
1774 ccm	67 kW	VAZ-2130.1	12.97 -	ALT; PS		AVX 10 x 938

NIVA (2121)

1600						
1569 ccm	54 kW	BA3 2121	01.87 -	ALT		AVX 10 x 940
1600						
1569 ccm	56 kW	BA3 2121	04.80 -	ALT		AVX 10 x 940
1600						
1570 ccm	56 kW	BA3 2121	12.76 -	ALT		AVX 10 x 940
1700 i						
1690 ccm	59 kW	BA3 21214	06.96 -	ALT	FROM: 06.96	AVX 10 x 940
1700 i 4x4						
1690 ccm	60 kW		10.00 -	ALT		AVX 10 x 938
1700 i 1.7 4x4						
1690 ccm	61 kW		09.10 -	ALT		AVX 10 x 938
1900 Diesel						
1905 ccm	47 kW	XUD9A	01.93 -	VAC-P CAM CAM CAM	FROM: 01.94 UNTIL: 12.93	AVX 10 x 650 ZRK 1262 KT 1040 KT 1479
1900 Diesel						
1905 ccm	55 kW	XUD9SD	01.99 -	ALT CAM CAM		4 PK 1230 ZRK 1262 KT 1040

NIVA II (2123)

1.7 LPG						
1690 ccm	57 kW		09.02 -	ALT		AVX 10 x 938
1.7						
1690 ccm	59 kW		09.02 -	ALT		AVX 10 x 938
1.7						
1690 ccm	61 kW		08.04 -	ALT		AVX 10 x 938

NOVA (2105)

1200 Junior/L (VAZ, WAS2105)						
1198 ccm	44 kW	BA3 2101	09.81 -	ALT; FAN CAM		AVX 10 x 940 ZRK 1213
1300 Spezial/L (VAZ, WAS2105)						
1294 ccm	48 kW	BA3 2105	05.81 -	ALT; FAN CAM		AVX 10 x 940 ZRK 1213
1500 S (WAS21093)						
1499 ccm	52 kW	BA3 21083	06.89 -	ALT		AVX 10 x 940



LADA

NOVA (2105)

1500 Special (VAZ2105, WAS21053)

1452 ccm 55 kW BA3 2103 03.85 - ALT AVX 10 x 940

1600 (WAS21074)

1570 ccm 56 kW BA3 2106 01.88 - ALT AVX 10 x 940

1700 i Classic (VAZ2107)

1690 ccm 62 kW 06.96 - ALT AVX 10 x 940

NOVA Kombi (2104)

1300

1294 ccm 48 kW BA3 2105 09.85 - ALT; FAN CAM AVX 10 x 940 ZRK 1213

1500

1451 ccm 49 kW BA3 2103 (KAT) 08.94 - ALT AVX 10 x 940

1500

1458 ccm 55 kW BA3 2103 09.85 - ALT AVX 10 x 940

1700

1690 ccm 62 kW 08.94 - ALT FROM: 01.95 AVX 10 x 940

SAMARA (2108, 2109)

1100

1100 ccm 39 kW BA3 21081 02.88 - ALT AVX 10 x 710
ALT 4 PK 698
CAM P-INJ ZRK 1123
CAM; TENS- PLASTIC ZRK 1123
PUL
CAM KT 1144

1100

1099 ccm 43 kW BA3 21081 (KAT) 02.96 - ALT AVX 10 x 710
ALT 4 PK 698
CAM P-INJ ZRK 1123
CAM; TENS- PLASTIC ZRK 1123
PUL
CAM KT 1144

1300

1288 ccm 45 kW BA3 2108 (KAT) 09.91 - ALT AVX 10 x 710
CAM ZRK 1123
CAM; TENS- PLASTIC ZRK 1123
PUL
CAM KT 1144

1300

1288 ccm 46 kW BA3 2108 01.88 - ALT AVX 10 x 710
CAM ZRK 1123
CAM; TENS- PLASTIC ZRK 1123
PUL
CAM KT 1144

1300

1288 ccm 48 kW BA3 2108 01.86 - ALT AVX 10 x 710
CAM ZRK 1123
CAM; TENS- FROM: 09.91; PLASTIC ZRK 1123
PUL
CAM KT 1144

1300

1288 ccm 50 kW BA3 21115 02.96 - ALT AVX 10 x 710
ALT FROM: 01.98; P-INJ 6 PK 698
ALT UNTIL: 12.97; P-INJ 4 PK 698
CAM ZRK 1123
CAM; TENS- PLASTIC ZRK 1123
PUL
CAM KT 1144

1500

1500 ccm 50 kW BA3 21083 (KAT) 09.91 - ALT AVX 10 x 710
ALT FROM: 01.98; P-INJ 6 PK 698
ALT FROM: 06.95; UNTIL: 12.97; P-INJ 4 PK 698
CAM ZRK 1123
CAM; TENS- PLASTIC ZRK 1123
PUL
CAM KT 1144



LADA

SAMARA (2108, 2109)

1500

1499 ccm	52 kW	BA3 2111	02.95 -	ALT		AVX 10 x 710
				ALT	FROM: 01.98; P-INJ	6 PK 698
				ALT	FROM: 06.95; UNTIL: 12.97; P-INJ	4 PK 698
				CAM		ZRK 1123
				CAM; TENS-PUL	PLASTIC	ZRK 1123
				CAM		KT 1411

1.5

1499 ccm	57 kW	VAZ-2111	04.96 -	ALT	P-INJ	6 PK 698
				CAM; TENS-PUL	FROM: 01.00; PLASTIC	ZRK 1123

1500

1499 ccm	53 kW	BA3 21083	01.88 -	ALT		AVX 10 x 710
				ALT	FROM: 01.98; P-INJ	6 PK 698
				ALT	UNTIL: 12.97; P-INJ	4 PK 698
				CAM		ZRK 1123
				CAM; TENS-PUL	PLASTIC	ZRK 1123
				CAM		KT 1144

SAMARA FORMA (21099)

1100

1100 ccm	39 kW	BA3 21081 (KAT)	07.91 -	ALT		AVX 10 x 710
				ALT	P-INJ	4 PK 698
				CAM		ZRK 1123
				CAM; TENS-PUL	PLASTIC	ZRK 1123
				CAM		KT 1144

1300

1288 ccm	45 kW	BA3 2108	07.91 -	ALT		AVX 10 x 710
				CAM		ZRK 1123
				CAM; TENS-PUL	PLASTIC	ZRK 1123
				CAM		KT 1144

1300

1288 ccm	46 kW	BA3 2108	05.90 -	ALT		AVX 10 x 710
				CAM		ZRK 1123
				CAM; TENS-PUL	PLASTIC	ZRK 1123
				CAM		KT 1144

1300

1288 ccm	48 kW	BA3 2108	05.89 -	ALT		AVX 10 x 710
				ALT	FROM: 06.90; P-INJ	4 PK 698
				CAM		ZRK 1123
				CAM	FROM: 06.90	ZRK 1123
				CAM		KT 1144

1300

1288 ccm	50 kW	BA3 21115	02.96 -	ALT		AVX 10 x 710
				ALT	FROM: 01.98; MTR-CODE: 2108; P-INJ	6 PK 698
				ALT	UNTIL: 12.97; MTR-CODE: 2108; P-INJ	4 PK 698
				CAM		ZRK 1123
				CAM; TENS-PUL	PLASTIC	ZRK 1123
				CAM		KT 1144

1500

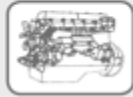
1500 ccm	50 kW	BA3 21083 (KAT)	07.91 -	ALT		AVX 10 x 710
				CAM		ZRK 1123
				CAM; TENS-PUL	PLASTIC	ZRK 1123
				CAM		KT 1144

1.5

1499 ccm	57 kW	VAZ-2111	01.00 -	CAM		ZRK 1123
				CAM		KT 1411

1500

1499 ccm	52 kW	BA3 2111	11.94 -	ALT		AVX 10 x 710
				ALT	FROM: 01.95	AVX 10 x 940
				ALT	FROM: 01.98; MTR-CODE: 211186; P-INJ	6 PK 698



LADA

SAMARA FORMA (21099)

1500

1499 ccm	52 kW	BA3 2111	11.94 -	ALT	FROM: 06.95; UNTIL: 12.97; MTR-CODE: 211186; P-INJ	4 PK 698
				CAM		ZRK 1123
				CAM; TENS-PUL	PLASTIC	ZRK 1123
				CAM		KT 1411

1500

1500 ccm	53 kW	BA3 21083	09.91 -	ALT		AVX 10 x 710
				ALT	FROM: 01.98; P-INJ	6 PK 698
				ALT	FROM: 03.92; P-INJ	4 PK 698
				CAM		ZRK 1123
				CAM; TENS-PUL	PLASTIC	ZRK 1123
				CAM		KT 1144

TOSCANA (2107)

1300 (VAZ2107)

1294 ccm	48 kW	BA3 2105	12.85 - 05.12	ALT		AVX 10 x 940
				CAM		ZRK 1213

1500 (VAZ2107)

1458 ccm	55 kW	BA3 2103	09.83 - 02.93	ALT		AVX 10 x 940
----------	-------	----------	---------------	-----	--	--------------

LANCIA

DEDRA (835)

1.6 i.e. (835AN)

1581 ccm	55 kW	835 C1.000	04.93 - 07.99	PS		AVX 10 x 690
				ALT	- AC; - PS	4 PK 913
				ALT	+ AC; + PS	5 PK 962
				ALT	+ PS; - AC	5 PK 925
				CAM		ZRK 1244
				CAM		KT 1037

1.6 i.e. (835AB)

1581 ccm	57 kW	835 A1.046	08.89 - 03.93	PS		AVX 10 x 735
				ALT	- AC; - PS	4 PK 913
				ALT	+ AC; + PS	5 PK 962
				ALT	+ PS; - AC	5 PK 925
				CAM		ZRK 1244
				CAM		KT 1037

1.6 i.e. (835AA)

1581 ccm	66 kW	835 A1.000	08.89 - 06.94	ALT	- AC; - PS	4 PK 913
				ALT	+ AC; + PS	5 PK 962
				ALT	+ PS; - AC	5 PK 925
				CAM		KT 1037

1.6 LE (835EB) KAT

1581 ccm	66 kW	159 B9.000	07.94 - 07.99	PS		AVX 10 x 690
				ALT	- AC	5 PK 940
				ALT	MTR-CODE: 159B9000; + AC	5 PK 962
				ALT	MTR-CODE: 835A1000;835A1046; + AC; + PS	5 PK 962
				CAM		ZRK 1244
				CAM		KT 1037

1.6 16V (835EI)

1581 ccm	76 kW	182 A4.000	01.96 - 07.99	PS		AVX 10 x 735
				AC-C	FROM: 02.97	4 PK 962
				ALT	FROM: 02.97	5 PK 940
				CAM		ZRK 1245
				CAM		KT 1081

1.8 16V LE (835FG)

1747 ccm	83 kW	182 A2.000	03.96 - 07.99	AC-C		AVX 13 x 850
				PS	- AC	AVX 13 x 825
				ALT	- AC	7 PK 1080
				ALT	+ AC	7 PK 1950
				PS		3 PK 668
				BAL		ZRK 1420
				CAM		ZRK 1249
				CAM		KT 1079
				W-P; CAM		KT 1079 W1



LANCIA

DEDRA (835)

1.8 GT 16V (835EH)

1747 ccm	96 kW	183 A1.000	03.96 - 07.99	AC-C		AVX 13 x 850
				PS	- AC	AVX 13 x 825
				ALT		7 PK 1950
				BAL		ZRK 1420
				CAM		ZRK 1249
				CAM	FROM: 04.98	KT 1294
				CAM	UNTIL: 04.98	KT 1079
				W-P; CAM	FROM: 04.98	KT 1294 W1
				W-P; CAM	UNTIL: 04.98	KT 1079 W1

1.8 i.e. (835AT)

1756 ccm	66 kW	835 C5.000	08.93 - 07.99	AC-C		AVX 13 x 850
				PS		AVX 13 x 835
				ALT	- AC	5 PK 1040
				ALT	+ AC	5 PK 1055
				BAL		ZRK 1286
				CAM		ZRK 1309
				CAM		KT 1256

1.8 i.e. (835FA)

1756 ccm	74 kW	836 A5.000	07.94 - 07.99	AC-C	UNTIL: 12.96	AVX 13 x 850
				PS		AVX 13 x 835
				ALT	- AC	5 PK 1040
				ALT	+ AC	5 PK 1055
				BAL		ZRK 1286
				CAM		ZRK 1309
				CAM		KT 1256

1.8 i.e. (835BD, 835AD)

1756 ccm	77 kW	835 A2.046	09.89 - 07.99	AC-C		AVX 13 x 850
				PS		AVX 13 x 835
				ALT	FROM: 08.91; - AC	5 PK 1040
				ALT	FROM: 08.91; + AC	5 PK 1055
				ALT	UNTIL: 07.91; - AC	4 PK 1050
				ALT	UNTIL: 07.91; + AC	4 PK 1060
				BAL		ZRK 1286
				CAM		ZRK 1309
				CAM		KT 1256

1.8 i.e. (835AC, 835BC)

1756 ccm	80 kW	835 A2.000	09.89 - 06.94	ALT	FROM: 08.91; - AC	5 PK 1040
				ALT	FROM: 08.91; + AC	5 PK 1055
				ALT	UNTIL: 07.91; - AC	4 PK 1050
				ALT	UNTIL: 07.91; + AC	4 PK 1060
				BAL		ZRK 1286
				CAM		ZRK 1309
				CAM		KT 1256

2.0 i.e. (835AL)

1995 ccm	83 kW	835 A5.046	09.89 - 07.99	AC-C		AVX 13 x 850
				PS		AVX 13 x 835
				ALT	FROM: 07.94; + AC	5 PK 1080
				ALT	FROM: 07.94; MTR-CODE: 835A5046; - AC	5 PK 1055
				ALT	FROM: 08.91; MTR-CODE: 835A5000;835A5046; - AC	5 PK 1040
				ALT	FROM: 08.91; MTR-CODE: 835A5000;835A5046; + AC	5 PK 1055
				ALT	UNTIL: 07.91; MTR-CODE: 835A5000;835A5046; - AC	4 PK 1050
				ALT	UNTIL: 07.91; MTR-CODE: 835A5000;835A5046; + AC	4 PK 1060
				BAL		ZRK 1286
				CAM		ZRK 1309
				CAM		KT 1256

2.0 i.e. (835AI)

1995 ccm	86 kW	835 A5.000	09.89 - 07.92	ALT	FROM: 08.91; - AC	5 PK 1040
				ALT	FROM: 08.91; + AC	5 PK 1055
				ALT	UNTIL: 07.91; - AC	4 PK 1050
				ALT	UNTIL: 07.91; + AC	4 PK 1060
				BAL		ZRK 1286
				CAM		ZRK 1309
				CAM		KT 1256



LANCIA

DEDRA (835)

2.0 16V (835ED)

1995 ccm	102 kW	836 A3.000	07.94 - 07.99	AC-C		AVX 13 x 850
				ALT	- AC	5 PK 1040
				ALT	+ AC	5 PK 1055
				BAL		ZRK 1286
				CAM		ZRK 1309
				CAM		KT 1151

2.0 i.e. Turbo (835AR)

1995 ccm	119 kW	835 A8.046	04.91 - 07.99	AC-C		AVX 13 x 850
				ALT	- AC	5 PK 1040
				ALT	+ AC	5 PK 1055
				BAL		ZRK 1286
				CAM		ZRK 1309
				CAM		KT 1256

2.0 i.e. Turbo Integrale (835AO)

1995 ccm	121 kW	835 A7.000	05.90 - 07.94	ALT	- AC	5 PK 1040
				ALT	+ AC	5 PK 1055
				BAL		ZRK 1286
				CAM		ZRK 1309
				CAM		KT 1256

2.0 HF Integrale (835AP)

1995 ccm	124 kW	835 A7.046	11.90 - 07.94	AC-C		AVX 13 x 850
				ALT	- AC	5 PK 1040
				ALT	+ AC	5 PK 1055
				BAL		ZRK 1286
				CAM		ZRK 1309
				CAM		KT 1256

2.0 Turbo (835AQ)

1995 ccm	130 kW	835 A8.000	11.90 - 06.94	ALT	- AC	5 PK 1040
				ALT	+ AC	5 PK 1055
				BAL		ZRK 1286
				CAM		ZRK 1309
				CAM		KT 1256

1.9 TDS (835EE, 835EF)

1929 ccm	66 kW	160 D1.000;835 A4.000;835 A4.046	04.89 - 07.99	PS	FROM MTR-NO: 1096005	AVX 10 x 725
				PS	UNTIL MTR-NO: 1096004	AVX 10 x 735
				AC-C	FROM: 07.94; MTR-CODE: 160D1000;835A4000	5 PK 940
				AC-C	FROM: 07.94; UNTIL MTR-NO: 1723043; MTR-CODE: 160D1000;835A4000; - AC	5 PK 905
				AC-C	FROM: 09.89; UNTIL MTR-NO: 1166365; MTR-CODE: 160D1000;835A4000	5 PK 985
				ALT	FROM: 07.94; FROM MTR-NO: 1723044; MTR-CODE: 160D1000;835A4000; - AC	5 PK 920
				ALT	FROM: 07.94; FROM MTR-NO: 1723044; MTR-CODE: 160D1000;835A4000; + AC	5 PK 985
				ALT	FROM: 07.94; UNTIL MTR-NO: 1723043; MTR-CODE: 160D1000;835A4000; + AC	5 PK 970
				ALT	FROM: 09.89; FROM MTR-NO: 0933346; MTR-CODE: 160D1000;835A4000; + AC	5 PK 970
				ALT	FROM: 09.89; FROM MTR-NO: 1166366; MTR-CODE: 160D1000;835A4000	5 PK 940
				ALT	FROM: 09.89; MTR-CODE: 160D1000;835A4000; - AC	5 PK 905
				ALT	FROM: 09.89; UNTIL MTR-NO: 0933346; MTR-CODE: 160D1000;835A4000; + AC	5 PK 962
				CAM		ZRK 1253
				CAM		KT 1101

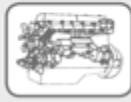
DEDRA SW (835)

1.6 (835EB)

1581 ccm	66 kW	159 B9.000	10.94 - 07.99	PS		AVX 10 x 690
				ALT	- AC	5 PK 940
				ALT	+ AC	5 PK 962
				CAM		ZRK 1244
				CAM		KT 1037

1.6 16V (835EI)

1581 ccm	76 kW	182 A4.000	01.96 - 07.99	PS		AVX 10 x 735
				AC-C	FROM: 02.97	4 PK 962



LANCIA

DEDRA SW (835)

1.6 16V (835EI)

1581 ccm	76 kW	182 A4.000	01.96 - 07.99	ALT	FROM: 02.97	5 PK 940
				CAM		ZRK 1245
				CAM		KT 1081

1.8 16V LE (835FG)

1747 ccm	83 kW	182 A2.000	03.96 - 07.99	AC-C		AVX 13 x 850
				PS	- AC	AVX 13 x 825
				ALT	- AC	7 PK 1080
				ALT	+ AC	7 PK 1950
				PS		3 PK 668
				BAL		ZRK 1420
				CAM		ZRK 1249
				CAM		KT 1079
				W-P; CAM		KT 1079 W1

1.8 GT 16V (835EH)

1747 ccm	96 kW	183 A1.000	03.96 - 07.99	AC-C		AVX 13 x 850
				PS	- AC	AVX 13 x 825
				ALT		7 PK 1950
				BAL		ZRK 1420
				CAM		ZRK 1249
				CAM	FROM: 04.98	KT 1294
				CAM	UNTIL: 04.98	KT 1079
				W-P; CAM	FROM: 04.98	KT 1294 W1
				W-P; CAM	UNTIL: 04.98	KT 1079 W1

1.8 i.e. (835FA)

1756 ccm	74 kW	836 A5.000	07.94 - 07.99	AC-C		AVX 13 x 850
				PS		AVX 13 x 835
				ALT	- AC	5 PK 1040
				ALT	+ AC	5 PK 1055
				BAL		ZRK 1286
				CAM		ZRK 1309
				CAM		KT 1256

2.0 16V (835ED)

1995 ccm	102 kW	836 A3.000	07.94 - 07.99	AC-C		AVX 13 x 850
				PS		AVX 13 x 835
				ALT	- AC	5 PK 1040
				ALT	+ AC	5 PK 1055
				BAL		ZRK 1286
				CAM		ZRK 1309
				CAM		KT 1151

2.0 Integrale (835ED)

1995 ccm	102 kW	836 A3.000	07.94 - 07.99	AC-C		AVX 13 x 850
				PS		AVX 13 x 835
				ALT	- AC	5 PK 1040
				ALT	+ AC	5 PK 1055
				BAL		ZRK 1286
				CAM		ZRK 1309
				CAM		KT 1151

1.9 TDS (835EE, 835EF)

1929 ccm	66 kW	160 D1.000;835 A4.000	07.94 - 07.99	PS		AVX 10 x 735
				AC-C		5 PK 940
				ALT	FROM MTR-NO: 1723044; - AC	5 PK 920
				ALT	FROM MTR-NO: 1723044; + AC	5 PK 985
				ALT	UNTIL MTR-NO: 1723043; - AC	5 PK 905
				ALT	UNTIL MTR-NO: 1723043; + AC	5 PK 970
				CAM		ZRK 1253
				CAM		KT 1101

DELTA II (836)

1.4 i.e. (836AF, 836AH)

1372 ccm	51 kW	160 A1.046;836 A4.000	10.94 - 08.99	ALT	- AC; - PS	AVX 10 x 864
				PS		AVX 10 x 685
				PS	+ FA	AVX 10 x 735
				ALT	FROM: 02.96; MTR-CODE: 836A4000; - AC	5 PK 940
				ALT	FROM: 02.96; MTR-CODE: 836A4000; + AC	5 PK 962
				ALT	FROM: 03.95; MTR-CODE: 160A1046; - AC	5 PK 940
				ALT	MTR-CODE: 160A1046; + AC	5 PK 962



LANCIA

DELTA II (836)

1.4 i.e. (836AF, 836AH)

1372 ccm	51 kW	160 A1.046;836 A4.000	10.94 - 08.99	ALT CAM CAM	UNTIL: 03.95; MTR-CODE: 160A1046; - AC	5 PK 925 ZRK 1244 KT 1037
----------	-------	-----------------------	---------------	-------------------	--	---------------------------------

1.6 i.e. (836AD)

1581 ccm	55 kW	835 C1.000	06.93 - 08.99	PS ALT ALT ALT CAM CAM	FROM: 03.95; - AC FROM: 11.93; + AC FROM: 11.93; UNTIL: 03.95; - AC	AVX 10 x 690 5 PK 940 5 PK 962 5 PK 925 ZRK 1244 KT 1037
----------	-------	------------	---------------	---------------------------------------	---	---

1.6 i.e. (836AP)

1581 ccm	66 kW	182 A6.000	03.96 - 08.99	PS AC-C ALT PS CAM CAM	MTR-CODE: 182A4000;182A6000 MTR-CODE: 182A4000;182A6000 MTR-CODE: 182A4000;182A6000	AVX 10 x 735 4 PK 962 5 PK 940 3 PK 668 ZRK 1245 KT 1081
----------	-------	------------	---------------	---------------------------------------	---	---

1.6 i.e. 16V (836AO)

1581 ccm	76 kW	182 A4.000	01.96 - 08.99	PS AC-C ALT PS CAM CAM	MTR-CODE: 182A4000;182A6000 MTR-CODE: 182A4000;182A6000 MTR-CODE: 182A4000;182A6000	AVX 10 x 735 4 PK 962 5 PK 940 3 PK 668 ZRK 1245 KT 1081
----------	-------	------------	---------------	---------------------------------------	---	---

1.8

1747 ccm	66 kW		02.96 - 09.99	ALT ALT BAL CAM CAM	- AC + AC	5 PK 1040 5 PK 1055 ZRK 1286 ZRK 1309 KT 1256
----------	-------	--	---------------	---------------------------------	--------------	---

1.8 i.e. 16V (836AQ)

1747 ccm	83 kW	182 A2.000	03.96 - 08.99	ALT ALT BAL CAM CAM W-P; CAM	- AC + AC	7 PK 1080 7 PK 1950 ZRK 1420 ZRK 1249 KT 1079 KT 1079 W1
----------	-------	------------	---------------	---	--------------	---

1.8 i.e. 16V GT (836AR)

1747 ccm	96 kW	183 A1.000	03.96 - 08.99	ALT ALT ALT ALT BAL CAM CAM CAM W-P; CAM W-P; CAM	FROM: 05.98; FROM MTR-NO: 1385144; - AC FROM: 05.98; FROM MTR-NO: 1385144; + AC UNTIL: 04.98; UNTIL MTR-NO: 1385143; - AC UNTIL: 04.98; UNTIL MTR-NO: 1385143; + AC FROM: 04.98 UNTIL: 04.98 FROM: 04.98 UNTIL: 04.98	6 PK 1078 6 PK 1975 7 PK 1080 7 PK 1950 ZRK 1420 ZRK 1249 KT 1294 KT 1079 KT 1294 W1 KT 1079 W1
----------	-------	------------	---------------	--	--	--

1.8 i.e. (836AG, 836AL)

1756 ccm	66 kW	835 C4.000;836 A6.000;836 C4.000	07.94 - 08.99	AC-C ALT ALT BAL CAM CAM	- AC + AC UNTIL: 12.96	AVX 13 x 850 5 PK 1040 5 PK 1055 ZRK 1286 ZRK 1309 KT 1256
----------	-------	----------------------------------	---------------	---	------------------------------	---

1.8 i.e. (836AE)

1756 ccm	76 kW	835 C2.000	06.93 - 08.99	AC-C ALT ALT BAL CAM CAM	FROM: 11.93; - AC FROM: 11.93; + AC	AVX 13 x 850 5 PK 1040 5 PK 1055 ZRK 1286 ZRK 1309 KT 1256
----------	-------	------------	---------------	---	--	---

2.0 16V (836AA, 836CA)

1995 ccm	102 kW	836 A3.000	06.93 - 08.99	AC-C		AVX 10 x 850
----------	--------	------------	---------------	------	--	--------------



LANCIA

DELTA II (836)

2.0 16V (836AA, 836CA)

1995 ccm	102 kW	836 A3.000	06.93 - 08.99	ALT	FROM: 05.95; MTR-CODE: 836A2000;836A3000; - AC	5 PK 1040
				ALT	FROM: 05.95; MTR-CODE: 836A2000;836A3000; + AC	5 PK 1055
				ALT	FROM: 11.93; MTR-CODE: 836A3000; - AC	5 PK 1040
				ALT	FROM: 11.93; MTR-CODE: 836A3000; + AC	5 PK 1055
				BAL		ZRK 1286
				CAM		ZRK 1252
				CAM		KT 1346

2.0 16V Turbo (836AB)

1995 ccm	137 kW	836 A2.000	06.93 - 08.99	AC-C		AVX 10 x 850
				ALT	FROM: 05.95; MTR-CODE: 836A2000; - AC	5 PK 1040
				ALT	FROM: 05.95; MTR-CODE: 836A2000; + AC	5 PK 1055
				ALT	FROM: 05.95; MTR-CODE: 836A2000;836A3000; - AC	5 PK 1040
				ALT	FROM: 05.95; MTR-CODE: 836A2000;836A3000; + AC	5 PK 1055
				BAL		ZRK 1286
				CAM		ZRK 1252
				CAM		KT 1346

2.0 16V Turbo (836AS)

1995 ccm	142 kW	175 A4.000	07.96 - 08.99	ALT	- AC	5 PK 1040
				ALT	+ AC	5 PK 1055
				BAL		ZRK 1286
				CAM		ZRK 1252
				CAM		KT 1346

1.9 TD (836AM, 836AN)

1929 ccm	66 kW	160 D1.000;835 A4.000	10.94 - 08.99	PS		AVX 10 x 725
				AC-C	MTR-CODE: 160D1000;835A4000	5 PK 940
				ALT	FROM MTR-NO: 1723044; MTR-CODE: 160D1000;835A4000; - AC	5 PK 920
				ALT	FROM MTR-NO: 1723044; MTR-CODE: 160D1000;835A4000; + AC	5 PK 985
				ALT	UNTIL MTR-NO: 1723043; MTR-CODE: 160D1000;835A4000; - AC	5 PK 905
				ALT	UNTIL MTR-NO: 1723043; MTR-CODE: 160D1000;835A4000; + AC	5 PK 970
				CAM		ZRK 1253
				CAM		KT 1101

DELTA III (844)

1.4

1368 ccm	88 kW	198 A4.000	09.08 -	ALT		5 PK 1145
				CAM		ZRK 1322
				CAM		KT 1253

1.4

1368 ccm	110 kW	198 A1.000	09.08 -	ALT		5 PK 1145
				CAM		ZRK 1322
				CAM		KT 1253

1.9 D Multijet

1910 ccm	140 kW	844 A1.000	01.09 -	CAM		ZRK 1466
				W-P; CAM		KT 1525 W1

2.0 D Multijet

1956 ccm	121 kW	198 A5.000;198 A8.000	09.08 -	CAM		ZRK 1466
				W-P; CAM		KT 1525 W1

KAPPA (838A)

2.0 16V Turbo (838AB1AA)

1995 ccm	151 kW	838 A4.000	02.95 - 10.01	ALT		5 PK 1104
				BAL		ZRK 1286
				CAM		ZRK 1252
				CAM		KT 1346

2.0 20V (838AA1AA)

1998 ccm	107 kW	838 A1.000	10.94 - 10.01	ALT	- AC	6 PK 1038
				ALT	+ AC	6 PK 1695
				CAM		ZRK 1246

2.0 20V (838AG1AA, 838AG11A)

1998 ccm	114 kW	838 A6.000	07.96 - 10.01	ALT	- AC	6 PK 1038
----------	--------	------------	---------------	-----	------	-----------



LANCIA

KAPPA (838A)

2.0 20V (838AG1AA, 838AG11A)

1998 ccm	114 kW	838 A6.000	07.96 - 10.01	ALT	+ AC	6 PK 1695
				CAM		ZRK 1246

2.0 20V Turbo (838AM1AA)

1998 ccm	162 kW	175 A3.000	06.98 - 10.01	ALT		6 PK 1695
				CAM		ZRK 1246

2.4 20V (838AC1AA, 838AC11A)

2446 ccm	129 kW	838 A2.000;838 A2.027	08.94 - 10.01	ALT	FROM: 06.95; - AC	6 PK 1038
				ALT	FROM: 06.95; + AC	6 PK 1695
				CAM		ZRK 1249
				CAM		KT 1295

3.0 24V (838AD1AA, 838AD11A, 838XD1AA, 838ZD1AA)

2959 ccm	150 kW	838 B.000	08.94 - 10.01	ALT		6 PK 1990
				ALT		7 PK 1970

2.4 T.DS (838AE1AA, 838AH1AA)

2387 ccm	91 kW	838 A3.000;838 A7.000	08.94 - 10.01	ALT	FROM: 02.97; FROM MTR-NO: 0597297; - AC	6 PK 1105
				ALT	FROM: 02.97; FROM MTR-NO: 0597297; + AC	6 PK 1740
				ALT	FROM: 09.96; UNTIL: 01.97; UNTIL MTR-NO: 0597296; - AC	6 PK 1070
				ALT	FROM: 09.96; UNTIL: 01.97; UNTIL MTR-NO: 0597296; + AC	6 PK 1718
				CAM	FROM MTR-NO: 130186	ZRK 1422
				CAM	UNTIL MTR-NO: 130185	ZRK 1747
				CAM	FROM MTR-NO: 130186	KT 1085

2.4 JTD (838AL1AA)

2387 ccm	100 kW	838 A8.000	06.98 - 10.01	ALT	- AC	6 PK 1105
				ALT	+ AC	6 PK 1740
				CAM		ZRK 1113

KAPPA Coupe (838)

2.0 16V Turbo (838CB)

1995 ccm	151 kW	838 A4.000	11.96 - 03.01	ALT		5 PK 1104
				BAL		ZRK 1286
				CAM		ZRK 1252
				CAM		KT 1346

2.0 20V

1998 ccm	114 kW	838 A6.000	07.96 - 03.01	ALT	FROM: 03.98	6 PK 1695
				CAM		ZRK 1246

2.0 20V Turbo (838CM)

1998 ccm	162 kW	175 A3.000	06.98 - 03.01	ALT		6 PK 1695
				CAM		ZRK 1246

2.4 20V (838CC)

2446 ccm	129 kW	838 A2.000	11.96 - 03.01	ALT		6 PK 1695
				CAM		ZRK 1249
				CAM		KT 1295

3.0 24V (838CD, 838CD11A)

2959 ccm	150 kW	838 B.000	11.96 - 03.01	ALT		6 PK 1990
				ALT		7 PK 1970

KAPPA SW (838B)

2.0 16V Turbo (838BB1AA)

1995 ccm	151 kW	838 A4.000	07.96 - 10.01	ALT		5 PK 1104
				BAL		ZRK 1286
				CAM		ZRK 1252
				CAM		KT 1346

2.0 20V (838BG1AA)

1998 ccm	114 kW	838 A6.000	07.96 - 10.01	ALT	- AC	6 PK 1038
				ALT	+ AC	6 PK 1695
				CAM		ZRK 1246

2.0 20V Turbo (838BM1AA)

1998 ccm	162 kW	175 A3.000	06.98 - 10.01	ALT		6 PK 1695
				CAM		ZRK 1246

2.4 20V (838BC1AA, 838BC11A)

2446 ccm	129 kW	838 A2.000	07.96 - 10.01	ALT	- AC	6 PK 1038
				ALT	+ AC	6 PK 1695
				CAM		ZRK 1249
				CAM		KT 1295



LANCIA

KAPPA SW (838B)

3.0 24V (838BD11A)

2959 ccm	150 kW	838 B.000	07.96 - 10.01	ALT		6 PK 1990
				ALT		7 PK 1970

2.4 T.DS (838BH1AA)

2387 ccm	91 kW	838 A3.000;838 A7.000	07.96 - 10.01	ALT	FROM: 02.97; FROM MTR-NO: 0597297; - AC	6 PK 1105
				ALT	FROM: 02.97; FROM MTR-NO: 0597297; + AC	6 PK 1740
				ALT	UNTIL: 01.97; UNTIL MTR-NO: 0597296; - AC	6 PK 1070
				ALT	UNTIL: 01.97; UNTIL MTR-NO: 0597296; + AC	6 PK 1718
				CAM	FROM MTR-NO: 130186	ZRK 1422
				CAM	UNTIL MTR-NO: 130185	ZRK 1747
				CAM	FROM MTR-NO: 130186	KT 1085

2.4 JTD (838BL1AA)

2387 ccm	100 kW	838 A8.000	06.98 - 10.01	ALT	- AC	6 PK 1105
				ALT	+ AC	6 PK 1740
				CAM		ZRK 1113

LYBRA (839AX)

1.6 16V (839AXA1A)

1581 ccm	76 kW	182 A4.000	07.99 - 10.05	AC-C	UNTIL: 06.01	4 PK 962
				ALT		5 PK 940
				PS		3 PK 668
				CAM		ZRK 1245
				CAM		KT 1081

1.6

1596 ccm	76 kW	182 B6.000	10.00 - 10.05	AC-C	UNTIL: 06.01	4 PK 962
				ALT		5 PK 940
				PS		3 PK 668
				CAM		ZRK 1245
				CAM		KT 1081

1.8 16V (839AXB1A, 839AXG1A)

1747 ccm	96 kW	839 A4.000;839 A7.000;839 A9.000	07.99 - 10.05	ALT	FROM: 02.02; FROM MTR-NO: 2850152; MTR-CODE: 839A4000;839A7000; - AC	6 PK 1060
				ALT	FROM: 02.02; FROM MTR-NO: 2850152; MTR-CODE: 839A4000;839A7000; + AC	6 PK 1965
				ALT	FROM: 09.02; MTR-CODE: 839A9000; - AC	6 PK 1060
				ALT	FROM: 09.02; MTR-CODE: 839A9000; + AC	6 PK 1965
				ALT	UNTIL: 02.02; UNTIL MTR-NO: 2850151; MTR-CODE: 839A4000;839A7000; - AC	6 PK 1078
				ALT	UNTIL: 02.02; UNTIL MTR-NO: 2850151; MTR-CODE: 839A4000;839A7000; + AC	6 PK 1975
				BAL		ZRK 1420
				CAM		ZRK 1249
				CAM		KT 1294
				W-P; CAM		KT 1294 W1

2.0 20V (839AXH1A)

1998 ccm	110 kW	185 A8.000	09.00 - 10.05	ALT		6 DPK 1225
				PS		6 PK 1138
				CAM		ZRK 1246

2.0 20V (839AXC11, 839AXC1A)

1998 ccm	113 kW	182 B7.000	07.99 - 09.00	ALT		6 DPK 1225
				PS		6 PK 1138
				CAM		ZRK 1246

1.9 JTD (839AXD1A)

1910 ccm	77 kW	AR 32302	07.99 - 09.00	ALT	- AC	6 PK 1035
				CAM		ZRK 1113
				CAM		KT 1404
				W-P; CAM		KT 1404 W1

1.9 JTD (839AXI1A)

1910 ccm	81 kW	AR 37101	09.00 - 05.01	ALT	- AC	6 PK 1035
				CAM		ZRK 1113
				CAM		KT 1404
				W-P; CAM		KT 1404 W1

1.9 JTD

1910 ccm	85 kW	937 A2.000	05.01 - 10.05	ALT	- AC	6 PK 1035
				CAM		ZRK 1113
				CAM		KT 1404
				W-P; CAM		KT 1404 W1



LANCIA

LYBRA (839AX)

2.4 JTD (839AXE1A)

2387 ccm	99 kW	839 A5.000;AR 32501	07.99 - 02.01	ALT CAM	+ AC	6 PK 1760 ZRK 1113
----------	-------	---------------------	---------------	------------	------	-----------------------

2.4 JTD (839AXL1A)

2387 ccm	103 kW	839 A6.000	09.00 - 05.02	ALT CAM	+ AC	6 PK 1760 ZRK 1113
----------	--------	------------	---------------	------------	------	-----------------------

2.4 JTD

2387 ccm	110 kW	841 C.000	05.02 - 10.05	ALT CAM	+ AC	6 PK 1760 ZRK 1113
----------	--------	-----------	---------------	------------	------	-----------------------

LYBRA SW (839BX)

1.6 16V (839BXA1A)

1581 ccm	76 kW	182 A4.000	07.99 - 10.05	AC-C ALT PS CAM CAM	UNTIL: 06.01	4 PK 962 5 PK 940 3 PK 668 ZRK 1245 KT 1081
----------	-------	------------	---------------	---------------------------------	--------------	---

1.6

1596 ccm	76 kW	182 B6.000	10.00 - 10.05	AC-C ALT PS CAM CAM	UNTIL: 06.01	4 PK 962 5 PK 940 3 PK 668 ZRK 1245 KT 1081
----------	-------	------------	---------------	---------------------------------	--------------	---

1.8 16V (839BxB1A, 839BxG1A)

1747 ccm	96 kW	839 A4.000;839 A7.000	07.99 - 10.05	ALT	FROM MTR-NO: 2850152; MTR-CODE: 839A4000;839A7000; + AC	6 PK 1965
				ALT	FROM: 02.02; FROM MTR-NO: 2850152; MTR- CODE: 839A4000;839A7000; - AC	6 PK 1060
				ALT	FROM: 09.02; MTR-CODE: 839A9000; - AC	6 PK 1060
				ALT	FROM: 09.02; MTR-CODE: 839A9000; + AC	6 PK 1965
				ALT	UNTIL: 02.02; UNTIL MTR-NO: 2850151; MTR- CODE: 839A4000;839A7000; - AC	6 PK 1078
				ALT	UNTIL: 02.02; UNTIL MTR-NO: 2850151; MTR- CODE: 839A4000;839A7000; + AC	6 PK 1975
				BAL CAM CAM W-P; CAM		ZRK 1420 ZRK 1249 KT 1294 KT 1294 W1

2.0 20V (839BXH1A)

1998 ccm	110 kW	185 A8.000	09.00 - 10.05	ALT PS CAM		6 DPK 1225 6 PK 1138 ZRK 1246
----------	--------	------------	---------------	------------------	--	-------------------------------------

2.0 20V (839BXC11, 839BXC1A)

1998 ccm	113 kW	182 B7.000	07.99 - 09.00	ALT PS CAM		6 DPK 1225 6 PK 1138 ZRK 1246
----------	--------	------------	---------------	------------------	--	-------------------------------------

1.9 JTD (839BXD1A)

1910 ccm	77 kW	AR 32302	07.99 - 09.00	ALT CAM CAM W-P; CAM	- AC	6 PK 1035 ZRK 1113 KT 1404 KT 1404 W1
----------	-------	----------	---------------	-------------------------------	------	--

1.9 JTD (839BXI1A)

1910 ccm	81 kW	AR 37101	09.00 - 05.01	ALT CAM CAM W-P; CAM	- AC	6 PK 1035 ZRK 1113 KT 1404 KT 1404 W1
----------	-------	----------	---------------	-------------------------------	------	--

1.9 JTD

1910 ccm	85 kW	937 A2.000	05.01 - 10.05	ALT CAM CAM W-P; CAM	- AC	6 PK 1035 ZRK 1113 KT 1404 KT 1404 W1
----------	-------	------------	---------------	-------------------------------	------	--

2.4 JTD (839BXE1A)

2387 ccm	99 kW	839 A5.000;AR 32501	10.99 - 09.00	ALT CAM	+ AC	6 PK 1760 ZRK 1113
----------	-------	---------------------	---------------	------------	------	-----------------------

2.4 JTD (839BXL1A)

2387 ccm	103 kW	839 A6.000	09.00 - 10.05	ALT CAM	+ AC	6 PK 1760 ZRK 1113
----------	--------	------------	---------------	------------	------	-----------------------



LANCIA

LYBRA SW (839BX)

2.4 JTD

2387 ccm	110 kW	841 C.000	05.02 - 10.05	ALT CAM	+ AC	6 PK 1760 ZRK 1113
----------	--------	-----------	---------------	------------	------	-----------------------

MUSA (350)

1.4

1368 ccm	57 kW	350 A1.000	09.05 -	ALT ALT CAM CAM	FROM: 09.09	5 PK 1145 5 PK 1145 ZRK 1469 KT 1447
----------	-------	------------	---------	--------------------------	-------------	---

1.4

1368 ccm	70 kW	843 A 1.000	10.04 -	ALT CAM CAM W-P; CAM		5 PK 1145 ZRK 1322 KT 1253 KT 1253 W1
----------	-------	-------------	---------	-------------------------------	--	--

1.3 D Multijet

1248 ccm	51 kW	188 A9.000	10.04 -	ALT		6 PK 1310
----------	-------	------------	---------	-----	--	-----------

1.3 D Multijet

1248 ccm	66 kW	199 A3.000	09.06 -	ALT ALT	- AC + AC	6 PK 1185 6 PK 1310
----------	-------	------------	---------	------------	--------------	------------------------

1.3 D Multijet

1248 ccm	70 kW	199 B1.000	03.09 -	ALT ALT	- AC + AC	6 PK 1185 6 PK 1310
----------	-------	------------	---------	------------	--------------	------------------------

1.9 D Multijet

1910 ccm	74 kW	188 B2.000	10.04 -	ALT ALT CAM CAM W-P; CAM	FROM: 06.06 UNTIL: 06.06	6 PK 1185 6 PK 1195 ZRK 1113 KT 1404 KT 1404 W1
----------	-------	------------	---------	--------------------------------------	-----------------------------	---

PHEDRA (179)

2.0 (179AXA11)

1997 ccm	100 kW	RFN (EW10J4)	09.02 - 11.10	ALT ALT CAM CAM W-P; CAM	- AC + AC OPT	6 PK 1190 6 PK 1710 ZRK 1149 KT 1244 KT 1244 W3
----------	--------	--------------	---------------	--------------------------------------	-------------------------	---

3.0 V6

2946 ccm	150 kW	ES9 J4S	09.02 - 11.10	ALT CAM		6 PK 1580 ZRK 1703
----------	--------	---------	---------------	------------	--	-----------------------

2.0 JTD

1997 ccm	79 kW	RHM (DW10ATED4)	07.03 - 11.10	ALT CAM CAM W-P; CAM		6 PK 1740 ZRK 1441 KT 1351 KT 1351 W1
----------	-------	-----------------	---------------	-------------------------------	--	--

2.0 JTD (179AXB1A)

1997 ccm	80 kW	RHW (DW10ATED4)	09.02 - 11.10	ALT CAM CAM W-P; CAM		6 PK 1740 ZRK 1441 KT 1351 KT 1351 W1
----------	-------	-----------------	---------------	-------------------------------	--	--

2.0 JTD

1997 ccm	88 kW	RHK (DW10UTED4)	06.06 - 11.10	ALT CAM CAM W-P; CAM	MTR-CODE: DW10BTED4FAP	6 PK 1215 ZRK 1452 KT 1428 KT 1428 W1
----------	-------	-----------------	---------------	-------------------------------	------------------------	--

2.0 D Multijet

1997 ccm	100 kW	RHR (DW10BTED4)	07.06 - 11.10	ALT W-P; CAM		6 PK 1215 KT 1428 W1
----------	--------	-----------------	---------------	-----------------	--	-------------------------

2.2 JTD (179AXC1A)

2179 ccm	94 kW	4HW (DW12ATED4)	09.02 - 11.10	ALT CAM CAM CAM CAM W-P; CAM	FROM: 05.04 UNTIL: 04.04 MTR-CODE: DW12ATED/L4 UNTIL: 12.03	6 PK 1740 ZRK 1445 KT 1415 KT 1350 KT 1415 W1 KT 1350 W1
----------	-------	-----------------	---------------	---	--	---

2.2 D Multijet

2179 ccm	125 kW	4HS;4HT	03.08 - 11.10	ALT		6 PK 1205
----------	--------	---------	---------------	-----	--	-----------



LANCIA

PHEDRA (179)

2.2 D Multijet

2179 ccm 125 kW 4HS;4HT 03.08 - 11.10 CAM ZRK 1575

THESIS (841AX)

2.0 Turbo (841AXA1B03)

1998 ccm 136 kW 841 E.000 07.02 - 07.09 ALT 6 PK 1695
CAM ZRK 1306
CAM KT 1349

2.4 (841AXB1B00)

2446 ccm 125 kW 841 D.000 07.02 - 07.09 ALT 6 PK 1695
CAM ZRK 1249
CAM KT 1295

3.0 V6 (841AXC1101)

2959 ccm 158 kW 841 A.000 07.02 - 07.09 ALT 6 PK 1990

3.2 V6

3179 ccm 169 kW 841 L.000 05.03 - 07.09 ALT 6 PK 1990

2.4 JTD (841AXD1B02)

2387 ccm 110 kW 841 C.000 07.02 - 07.09 ALT 6 PK 1740
CAM ZRK 1113

2.4 JTD

2387 ccm 129 kW 841 G.000 05.03 - 07.09 ALT 6 PK 1740
CAM ZRK 1451
CAM OE-NO.: 55187103 KT 1484

2.4 D Multijet

2387 ccm 136 kW 841 P.000 04.06 - 07.09 ALT 6 PK 1740
CAM ZRK 1466
CAM KT 1401

Y10 (156)

1.0 Fire (156B, 156AD)

999 ccm 32 kW 156 A 2.100 06.85 - 06.91 ALT MTR-TYP: Injection AVX 10 x 675
ALT P-INJ 3 PK 675
CAM ZRK 1111
CAM KT 1012

1.0 Fire Allrad

999 ccm 32 kW 156 A 2.100 12.86 - 02.89 ALT AVX 10 x 675
ALT P-INJ 3 PK 675
CAM ZRK 1111
CAM KT 1012

1.0 Fire (156AA)

999 ccm 33 kW 156 A 2.000 03.85 - 06.89 ALT P-INJ 3 PK 675
CAM ZRK 1111
CAM KT 1012

1.0 Fire (156AE) KAT

999 ccm 33 kW 156 A2.246 10.87 - 02.92 ALT AVX 10 x 675
ALT P-INJ 3 PK 675
CAM ZRK 1111
CAM KT 1012

1.0 Fire Allrad (156AE)

999 ccm 33 kW 156 A2.246 12.87 - 02.92 ALT P-INJ 3 PK 675
CAM ZRK 1111
CAM KT 1012

1.0 Fire

999 ccm 37 kW 156 A 2.000 03.85 - 02.90 ALT AVX 10 x 675
ALT P-INJ 3 PK 675
CAM ZRK 1111
CAM KT 1012

1.0 Fire Allrad

999 ccm 37 kW 156 A 2.000 12.87 - 02.90 ALT AVX 10 x 675
ALT P-INJ 3 PK 675
CAM ZRK 1111
CAM KT 1012

1.0 Turbo (156D)

1049 ccm 62 kW 156 A 1.000 03.85 - 02.89 ALT AVX 10 x 1000
CAM ZRK 1053

1.1 i.e. Fire (156AG)

1108 ccm 37 kW 156 C.046 07.89 - 09.95 ALT AVX 10 x 675



LANCIA

Y10 (156)

1.1 i.e. Fire (156AG)

1108 ccm	37 kW	156 C.046	07.89 - 09.95	AC-C	FROM MTR-NO: 5088942	4 PK 825
				AC-C	UNTIL MTR-NO: 5088941	4 PK 813
				ALT	FROM: 01.92; - AC	4 PK 675
				ALT	FROM: 01.92; + AC	3 PK 685
				ALT	UNTIL: 12.91; + V-PUL	3 PK 675
				CAM		KT 1012

1.1 i.e. Fire Allrad (156AG)

1108 ccm	37 kW	156 C.046	09.92 - 12.95	ALT		AVX 10 x 675
				AC-C	FROM MTR-NO: 5088942	4 PK 825
				AC-C	UNTIL MTR-NO: 5088941	4 PK 813
				ALT	- AC	4 PK 675
				ALT	+ AC	3 PK 685
				CAM		KT 1012

1.1 Avenue (156AG)

1108 ccm	40 kW	176 B2.000	01.95 - 12.95	AC-C	FROM MTR-NO: 5088942	4 PK 825
				AC-C	UNTIL MTR-NO: 5088941	4 PK 813
				ALT	- AC	4 PK 675
				ALT	+ AC	3 PK 685
				CAM		ZRK 1310
				CAM		KT 1173
				CAM		KT 1173 W1

1.1 Avenue Allrad (156AG)

1108 ccm	40 kW	176 B2.000	01.95 - 12.95	AC-C	FROM MTR-NO: 5088942	4 PK 825
				AC-C	UNTIL MTR-NO: 5088941	4 PK 813
				ALT	- AC	4 PK 675
				ALT	+ AC	3 PK 685
				CAM		ZRK 1310
				CAM		KT 1173
				CAM		KT 1173 W1

1.1 i.e (156AC)

1108 ccm	42 kW	156 C.000	08.89 - 06.92	AC-C	FROM MTR-NO: 5088942	4 PK 825
				AC-C	UNTIL MTR-NO: 5088941	4 PK 813
				ALT	FROM: 01.92; - AC	4 PK 675
				ALT	FROM: 01.92; + AC	3 PK 685
				ALT	UNTIL: 12.91; + V-PUL	3 PK 675
				CAM		KT 1012

1.1 i.e Allrad (156AC)

1108 ccm	42 kW	156 C.000	08.89 - 06.92	AC-C	FROM MTR-NO: 5088942	4 PK 825
				AC-C	UNTIL MTR-NO: 5088941	4 PK 813
				ALT	FROM: 01.92; - AC	4 PK 675
				ALT	FROM: 01.92; + AC	3 PK 685
				ALT	UNTIL: 12.91; + V-PUL	3 PK 675
				CAM		KT 1012

1.3 i.e. Fire (156AF)

1297 ccm	53 kW	146 A 5.046;156 B.000	02.89 - 12.95	ALT		AVX 10 x 1000
				CAM		ZRK 1054
				CAM	UNTIL: 02.92	KT 1360

1.3 i.e. Fire (156AB)

1301 ccm	56 kW	156 B.000	11.87 - 05.93	ALT		AVX 10 x 1000
				CAM		ZRK 1054
				CAM	UNTIL: 02.92	KT 1360

Y (840A)

1.1 (840AE)

1108 ccm	40 kW	176 B2.000	11.95 - 09.03	AC-C		4 PK 841
				ALT	- AC	4 PK 675
				ALT	+ AC	4 PK 698
				PS		3 PK 913
				CAM	FROM MTR-NO: 9042884	ZRK 1438
				CAM	UNTIL MTR-NO: 9042883	ZRK 1310
				CAM	FROM MTR-NO: 9042884	KT 1324
				CAM	UNTIL MTR-NO: 9042883	KT 1173
				W-P; CAM	FROM: 04.99; FROM MTR-NO: 9042884	KT 1324 W1

1.2 (840AA, 840AF1A)

1242 ccm	44 kW	188 A4.000;840 A3.000	03.96 - 09.03	AC-C	MTR-CODE: 840A3000	4 PK 841
				AC-C	MTR-CODE: 840A3000	4 PK 855



LANCIA

Y (840A)

1.2 (840AA, 840AF1A)

1242 ccm	44 kW	188 A4.000;840 A3.000	03.96 - 09.03	ALT	FROM MTR-NO: 0714686; MTR-CODE: 188A4000; - AC	4 PK 665
				ALT	FROM: 01.02; MTR-CODE: 188A4000; + AC	5 PK 1570
				ALT	MTR-CODE: 840A3000; - AC	4 PK 675
				ALT	MTR-CODE: 840A3000; + AC	4 PK 698
				ALT	MTR-CODE: 840A3000; + AC	4 PK 705
				ALT	UNTIL MTR-NO: 0714685; MTR-CODE: 188A4000; - AC	4 PK 675
				ALT	UNTIL: 01.02; MTR-CODE: 188A4000; + AC	5 PK 1590
				PS		3 PK 913
				CAM	FROM MTR-NO: 9042883	ZRK 1205
				CAM	UNTIL MTR-NO: 9042882	ZRK 1027
				CAM	FROM MTR-NO: 9042883	KT 1316
				CAM	UNTIL MTR-NO: 9042882	KT 1120
				CAM	UNTIL MTR-NO: 9042882; MTR-CODE: 840A3.000; UNTIL: 04.99	KT 1120 W1
				W-P; CAM	UNTIL: 07.02; FROM MTR-NO: 9042883	KT 1316 W1

1.2 16V (840AG1A)

1242 ccm	59 kW	188 A5.000	10.00 - 09.03	ALT	- AC	4 PK 675
				ALT	FROM MTR-NO: 616580; + AC	5 PK 1570
				ALT	UNTIL MTR-NO: 616579; + AC	5 PK 1590
				PS		3 PK 913
				CAM		ZRK 1322
				CAM		KT 1253
				W-P; CAM		KT 1253 W1

1.2 16V (840AD)

1242 ccm	63 kW	176 B9.000	04.97 - 09.03	AC-C	FROM MTR-NO: 3200924	4 PK 841
				AC-C	UNTIL MTR-NO: 3200923	4 PK 855
				ALT	- AC	4 PK 675
				ALT	+ AC	4 PK 698
				ALT	+ AC	4 PK 705
				PS		3 PK 913
				CAM		ZRK 1322
				CAM		KT 1253
				W-P; CAM	FROM: 05.99	KT 1253 W1

1.4 12V (840AC)

1370 ccm	55 kW	840 A4.000	03.96 - 09.03	ALT	- AC	6 PK 1045
				ALT	+ AC	6 PK 1840
				CAM		ZRK 1243
				CAM		KT 1080
				W-P; CAM	UNTIL MTR-NO: 705.144	KT 1080 W1

1.4 12V (840AB)

1370 ccm	59 kW	840 A2.000	10.96 - 09.03	ALT	- AC	6 PK 1045
				ALT	+ AC	6 PK 1840
				CAM		ZRK 1243
				CAM		KT 1080
				W-P; CAM	UNTIL MTR-NO: 705.144	KT 1080 W1

YPSILON (843)

1.2

1242 ccm	44 kW	188 A4.000	10.03 - 12.11	ALT	- AC	4 PK 665
				ALT	+ AC	5 PK 1145
				CAM	FROM MTR-NO: 2533529	ZRK 1469
				CAM	UNTIL MTR-NO: 2533528	ZRK 1205
				CAM	MTR-CODE: 188A4.000; FROM MTR-NO: 2533529	KT 1447
				CAM	UNTIL MTR-NO: 2533528	KT 1316
				CAM	UNTIL MTR-NO: 2533528	KT 1316 W1

1.2

1242 ccm	59 kW	188 A5.000	10.03 - 12.11	ALT	- AC	4 PK 675
				ALT	+ AC	5 PK 1145
				CAM		ZRK 1322
				CAM		KT 1253
				W-P; CAM		KT 1253 W1

1.4

1368 ccm	57 kW	350 A1.000	02.06 - 12.11	ALT	FROM: 06.09	5 PK 1145
				ALT	FROM: 07.06; - AC	4 PK 665
				ALT	FROM: 07.06; + AC	5 PK 1145



LANCIA

YPSILON (843)

1.4

1368 ccm	57 kW	350 A1.000	02.06 - 12.11	CAM CAM		ZRK 1469 KT 1447
----------	-------	------------	---------------	------------	--	---------------------

1.4 16V

1368 ccm	70 kW	843 A 1.000	10.03 - 12.11	ALT ALT CAM CAM W-P; CAM	- AC + AC	4 PK 675 5 PK 1145 ZRK 1322 KT 1253 KT 1253 W1
----------	-------	-------------	---------------	--------------------------------------	--------------	--

1.3 JTD

1248 ccm	51 kW	188 A9.000	10.03 - 12.11	ALT ALT	- AC + AC	6 PK 1185 6 PK 1310
----------	-------	------------	---------------	------------	--------------	------------------------

1.3 D Multijet

1248 ccm	55 kW	199 A2.000	09.06 - 12.11	ALT ALT	- AC + AC	6 PK 1185 6 PK 1310
----------	-------	------------	---------------	------------	--------------	------------------------

1.3 D Multijet

1248 ccm	66 kW	199 A3.000	09.06 - 12.11	ALT ALT	- AC + AC	6 PK 1185 6 PK 1310
----------	-------	------------	---------------	------------	--------------	------------------------

1.3 D Multijet

1248 ccm	77 kW	199 A3.000	05.07 - 12.11	ALT ALT	- AC + AC	6 PK 1185 6 PK 1310
----------	-------	------------	---------------	------------	--------------	------------------------

ZETA (220)

2.0 16V (220AL5)

1998 ccm	97 kW	RFV (XU10J4R)	05.98 - 07.00	ALT ALT CAM CAM	FROM: 02.99; - AC FROM: 02.99; + AC	6 PK 1165 6 PK 1605 ZRK 1029 KT 1216
----------	-------	---------------	---------------	--------------------------	--	---

2.0 16V (220AQ5)

1997 ccm	100 kW	RFN	07.00 - 09.02	ALT ALT CAM CAM W-P; CAM	- AC + AC OPT	6 PK 1190 6 PK 1710 ZRK 1149 KT 1244 KT 1244 W3
----------	--------	-----	---------------	--------------------------------------	---------------------	---

2.0 Turbo (220AD5, 220CD5)

1998 ccm	108 kW	RGX (XU10J2TE)	05.95 - 09.02	ALT ALT ALT ALT ALT CAM CAM W-P; CAM	FROM: 02.97; - AC FROM: 02.97; + AC UNTIL: 01.97; + AC UNTIL: 01.97; AMP: 70; - AC UNTIL: 01.97; AMP: 80,9; - AC	6 PK 1165 6 PK 1605 6 PK 1660 6 PK 1070 6 PK 1078 ZRK 1128 KT 1068 KT 1068 W2
----------	--------	----------------	---------------	---	--	--

2.0 JTD

1997 ccm	80 kW	RHZ (DW10ATED)	04.00 - 09.02	ALT ALT ALT CAM CAM W-P; CAM	- AC FOR: DELPHI; + AC FOR: SANDEN; + AC	6 PK 1470 6 PK 1751 6 PK 1740 ZRK 1352 KT 1518 KT 1518 W1
----------	-------	----------------	---------------	---	--	--

2.0 JTD (220AN5)

1997 ccm	80 kW	RHW (DW10ATED4)	09.99 - 09.02	ALT ALT ALT CAM CAM CAM CAM W-P; CAM	- AC FOR: DELPHI; + AC FOR: SANDEN; + AC EQUIP: 2V EQUIP: 2V MTR-CODE: RHW	6 PK 1470 6 PK 1751 6 PK 1740 ZRK 1441 ZRK 1352 KT 1351 KT 1327 KT 1351 W1
----------	-------	-----------------	---------------	---	---	---

2.1 TD (220AJ5)

2088 ccm	80 kW	P 8 C	05.96 - 09.99	VAC-P ALT ALT CAM CAM W-P; CAM	- AC + AC	AVX 10 x 650 6 PK 1105 6 PK 1740 ZRK 1144 KT 1070 KT 1070 W1
----------	-------	-------	---------------	---	--------------	---



LAND ROVER

DEFENDER Station Wagon (LD)

2.5 90,110 TDI

2495 ccm	83 kW	11 L;16 L;23 L	09.90 -	ALT		AVX 10 x 1025
				PS		AVX 13 x 725
				AC-C	FROM: 01.95; MTR-CODE: 16L	4 PK 1325
				ALT	FROM: 01.95; FROM MTR-NO: 16L25165; MTR-CODE: 16L	7 PK 1580
				ALT	FROM: 01.95; UNTIL MTR-NO: 16L25164; MTR-CODE: 16L	7 PK 1605
				CAM	FROM: 01.95	ZRK 1307

2.5 Td5

2495 ccm	90 kW	10 P	06.98 -	ALT	- AC	7 PK 1715
----------	-------	------	---------	-----	------	-----------

DEFENDER Cabrio (LD)

2.5 90 TDI

2495 ccm	83 kW	11 L;16 L;23 L	09.90 -	ALT		AVX 10 x 1025
				PS		AVX 13 x 725
				AC-C	FROM: 01.95	4 PK 1325
				ALT	FROM: 01.95; FROM MTR-NO: 16L25165	7 PK 1580
				ALT	FROM: 01.95; UNTIL MTR-NO: 16L25164	7 PK 1605
				CAM	FROM: 01.95	ZRK 1307

2.5 Td5

2495 ccm	90 kW	10 P;14 P	06.98 -	ALT	MTR-CODE: 10P;14P; - AC	7 PK 1715
----------	-------	-----------	---------	-----	-------------------------	-----------

DEFENDER Pick-up (LD_)

2.5 Td5

2495 ccm	90 kW	10 P	06.98 -	ALT	MTR-CODE: 10P;14P; - AC	7 PK 1715
----------	-------	------	---------	-----	-------------------------	-----------

DISCOVERY I (LJ, LG)

2.0 16 V

1994 ccm	99 kW		09.93 - 10.98	ALT	- AC	6 PK 1370
				ALT	+ AC	6 PK 1751
				CAM		ZRK 1020
				CAM		KT 1277

3.5 (SALLJG)

3531 ccm	113 kW	22 D	10.89 - 06.94	ALT		AVX 10 x 675
----------	--------	------	---------------	-----	--	--------------

3.9 V8

3947 ccm	134 kW	35 D;36 D	09.93 - 10.98	ALT	OE-NO.: ERR2678; - AC	4 PK 1260
				ALT	UNTIL CHA-NO.: MA081991; OE-NO.: ERR4461; - AC	7 PK 1870
				ALT	UNTIL MTR-NO: 36D50529;38D32139; OE-NO.: ERR4623; + AC	7 PK 2255

2.5 D

2495 ccm	90 kW	19 L;22 L	07.94 - 10.98	AC-C		4 PK 1325
				ALT	FROM CHA-NO.: MA163104	7 PK 1580
				ALT	UNTIL CHA-NO.: MA163103	7 PK 1605

2.5 TDI

2496 ccm	83 kW	12 L;17 L;19 L;21 L	10.89 - 10.98	ALT		AVX 10 x 613
----------	-------	---------------------	---------------	-----	--	--------------

DISCOVERY II (LJ, LT)

4.0 V8

3950 ccm	136 kW	56 D	11.98 - 06.04	ALT	- AC; + NIV	7 PK 1775
----------	--------	------	---------------	-----	-------------	-----------

2.5 Td5

2495 ccm	102 kW	10 P	01.99 - 06.04	ALT	- AC; + NIV	7 PK 1715
----------	--------	------	---------------	-----	-------------	-----------

DISCOVERY III (TAA)

4.0

4011 ccm	161 kW		02.05 - 09.09	ALT		6 PK 2080
----------	--------	--	---------------	-----	--	-----------

FREELANDER (LN)

1.8 16V

1796 ccm	86 kW	18 K4F	11.00 - 10.06	ALT	- AC	5 PK 735
				ALT	FROM CHA-NO.: 1A000001; + AC	5 PK 1200
				ALT	UNTIL CHA-NO.: YA999999; + AC	5 PK 1190
				PS		3 PK 750
				CAM	AU	ZRK 1749
				CAM	MAN	ZRK 1299
				CAM	MAN	KT 1489

1.8 i 16V

1796 ccm	88 kW	18 K4F	02.98 - 11.00	ALT	- AC	5 PK 735
----------	-------	--------	---------------	-----	------	----------



LAND ROVER

FREELANDER (LN)

1.8 i 16V

1796 ccm	88 kW	18 K4F	02.98 - 11.00	ALT	FROM CHA-NO.: 1A000001; + AC	5 PK 1200
				ALT	UNTIL CHA-NO.: YA999999; + AC	5 PK 1190
				PS		3 PK 750
				CAM	AU	ZRK 1749
				CAM	MAN	ZRK 1299
				CAM	MAN	KT 1489

2.5 V6

2497 ccm	130 kW	25 K4F	11.00 - 10.06	ALT	- AC	6 PK 1285
				ALT	+ AC	6 PK 1560
				CAM		ZRK 1350
				CAM		KT 1506

2.0 DI

1994 ccm	72 kW	20 T2N	02.98 - 11.00	ALT	- AC	6 PK 1185
				ALT	+ AC	6 PK 1460
				CAM	FROM MTR-NO: 17-N-000187;18-N-000243	ZRK 1334
				CAM	FROM MTR-NO: 17-N-000187;18-N-000243	KT 1366

2.0 Td4

1951 ccm	80 kW	M 47	11.01 - 10.06	AC-C	FROM CHA-NO.: 2A000001	5 PK 886
				AC-C	UNTIL CHA-NO.: 1A999999	5 PK 870
				ALT		5 PK 2030

2.0 Td4

1951 ccm	82 kW	204D3	11.00 - 10.06	AC-C	FROM CHA-NO.: 2A000001	5 PK 886
				AC-C	UNTIL CHA-NO.: 1A999999	5 PK 870
				ALT		5 PK 2030

FREELANDER Soft Top

1.8 i 16V

1796 ccm	88 kW	18 K4F	02.98 - 10.06	ALT	- AC	5 PK 735
				ALT	FROM CHA-NO.: 1A000001; + AC	5 PK 1200
				ALT	UNTIL CHA-NO.: YA999999; + AC	5 PK 1190
				PS		3 PK 750
				CAM	AU	ZRK 1749
				CAM	MAN	ZRK 1299
				CAM	MAN	KT 1489

2.0 DI

1994 ccm	72 kW	20 T2N	02.98 - 10.06	ALT	- AC	6 PK 1185
				ALT	+ AC	6 PK 1460
				CAM	FROM MTR-NO: 17-N-000187;18-N-000243	ZRK 1334
				CAM	FROM MTR-NO: 17-N-000187;18-N-000243	KT 1366

FREELANDER 2 (FA_)

3.2

3192 ccm	171 kW	B 6324 S	10.06 -	ALT		6 PK 1205
----------	--------	----------	---------	-----	--	-----------

2.2 TD4

2179 ccm	112 kW	224DT	01.07 -	ALT		6 PK 1748
				CAM		ZRK 1575

2.2 TD4

2179 ccm	115 kW	224DT	10.06 -	ALT		6 PK 1748
----------	--------	-------	---------	-----	--	-----------

2.2 TD4

2179 ccm	118 kW	224DT	10.06 -	ALT		6 PK 1748
				CAM		ZRK 1575

RANGE ROVER II (LP)

3.9

3947 ccm	140 kW	42 D	07.94 - 03.02	ALT	FROM CHA-NO.: XA410482; OE-NO.: PQS101480; + AC	7 PK 2315
				ALT	FROM CHA-NO.: XA410482; OE-NO.: PQS101630; + AC	7 PK 2337
				ALT	UNTIL CHA-NO.: WA410481; - AC	7 PK 1870

4.0

3950 ccm	136 kW		06.98 - 03.02	ALT	FROM CHA-NO.: XA410482; OE-NO.: PQS101480; + AC	7 PK 2315
				ALT	FROM CHA-NO.: XA410482; OE-NO.: PQS101630; + AC	7 PK 2337
				ALT	UNTIL CHA-NO.: WA410481; - AC	7 PK 1870



LAND ROVER

RANGE ROVER II (LP)

4.6						
4554 ccm	160 kW	60 D	06.98 - 03.02	ALT	FROM CHA-NO.: XA410482; OE-NO.: PQS101480; + AC	7 PK 2315
				ALT	FROM CHA-NO.: XA410482; OE-NO.: PQS101630; + AC	7 PK 2337
				ALT	UNTIL CHA-NO.: WA410481; - AC	7 PK 1870

4.6						
4553 ccm	165 kW	46 D	07.94 - 03.02	ALT	FROM CHA-NO.: XA410482; OE-NO.: PQS101480; + AC	7 PK 2315
				ALT	FROM CHA-NO.: XA410482; OE-NO.: PQS101630; + AC	7 PK 2337
				ALT	UNTIL CHA-NO.: WA410481; - AC	7 PK 1870

2.5 D						
2496 ccm	83 kW	14 L	08.94 - 03.02	CAM		ZRK 1307

2.5 TD						
2497 ccm	100 kW	25 6T (BMW)	07.94 - 03.02	AC-C	OE-NO.: STC2326	4 PK 855
				AC-C	OE-NO.: STC3397;11282245850	4 PK 841
				ALT		5 PK 1815

RANGE ROVER III (LM)

4.2						
4197 ccm	291 kW	428PS	05.05 - 08.12	ALT		7 PK 2276

4.4						
4398 ccm	210 kW		03.02 - 08.12	AC-C		5 PK 1005
				ALT		7 PK 1630

4.4						
4394 ccm	225 kW	448PN	05.05 - 08.12	ALT		7 PK 2276

3.0 TD 6						
2926 ccm	130 kW		03.02 - 08.12	AC-C		5 PK 812
				ALT		5 PK 2020

LANDWIND (JMC)

LANDWIND

2.4						
2351 ccm	92 kW	4G64S4M	09.05 -	ALT		4 PK 985

2.8 D						
2771 ccm	68 kW	JX493ZQ	09.05 -	AC-C		AVX 13 x 1525

LDV

200 Kasten

2.0						
1994 ccm	67 kW		04.89 - 03.96	ALT	FROM: 01.92	4 PK 890

LEXUS

ES (F1, F2)

250						
2507 ccm	118 kW	2VZ-FE	12.89 - 09.91	ALT		6 PK 1055
				PS		3 PK 763

300						
2959 ccm	138 kW	3VZ-FE	09.91 - 12.97	ALT		6 PK 1055
				PS		4 PK 805

ES (MCV_, VZV_)

3.0						
2995 ccm	140 kW	1MZ-FE	10.96 - 07.01	ALT		6 PK 1035
				PS		4 PK 875

3.0						
2995 ccm	157 kW	1MZ-FE	08.01 - 10.06	ALT		6 PK 1038
				PS		4 PK 875

GS (JZS147)

300						
2997 ccm	156 kW	2JZ-GE	03.93 - 08.97	ALT		6 PK 1940



LEXUS

GS (UZS161, JZS160)

300
 2997 ccm 161 kW 2JZ-GE 10.00 - 03.05 ALT 6 PK 1930

300 T3
 2997 ccm 163 kW 2JZ-GE 08.97 - 10.00 ALT 6 PK 1930

400
 3969 ccm 216 kW 1UZ-FE 12.97 - 11.00 ALT 6 PK 2245

430
 4293 ccm 208 kW 3UZ-FE 11.00 - 03.05 ALT 6 PK 2245

GS (GRS19_, UZS19_, GWS19_)

430
 4293 ccm 208 kW 3UZ-FE 04.05 - 11.11 ALT 6 PK 2120

460
 4608 ccm 255 kW 1UR-FSE 05.08 - 11.11 ALT 6 PK 2100

IS I (JCE1_, GXE1_)

200
 1988 ccm 114 kW 1G-FE 04.99 - 07.05 AC-C 4 PK 900
 ALT 4 PK 1075
 PS 3 PK 890

300
 2997 ccm 157 kW 2JZ-GE 09.01 - 07.05 ALT 6 PK 1930

IS SportCross

200
 1988 ccm 114 kW 1G-FE 10.02 - 10.05 AC-C 4 PK 900
 ALT 4 PK 1075
 PS 3 PK 890

300
 2997 ccm 157 kW 2JZ-GE 10.01 - 10.05 ALT 6 PK 1930

IS II (GSE2_, ALE2_, USE2_)

IS F (USE20)
 4969 ccm 311 kW 2UR-GSE 11.07 - ALT 6 PK 2055

220 d (ALE20)
 2231 ccm 130 kW 2AD-FHV 10.05 - ALT 7 PK 1870

LS (UCF20)

400
 3969 ccm 194 kW 1UZ-FE 12.94 - 08.97 ALT FROM: 07.97 6 PK 2228
 ALT LHD 6 PK 2245
 ALT RHD 6 PK 2228

400
 3969 ccm 203 kW 1UZ-FE 09.98 - 10.00 ALT 6 PK 2228

400
 3969 ccm 209 kW 1UZ-FE 09.97 - 10.00 ALT 6 PK 2228

400
 3969 ccm 216 kW 1UZ-FE 10.97 - 07.00 ALT 6 PK 2228

LS (UCF30)

430
 4293 ccm 207 kW 3UZ-FE 10.00 - 08.06 ALT 6 PK 2245

LS (UVF4_, USF4_)

460
 4608 ccm 255 kW 1UR-FE 05.08 - ALT 6 PK 2100

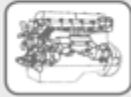
460
 4608 ccm 280 kW 1UR-FSE 04.06 - ALT FROM: 08.06 6 PK 2100

600 h
 4969 ccm 290 kW 2UR-FSE 08.07 - ALT 4 PK 913

RX (MCU15)

300
 2995 ccm 148 kW 1MZ-FE 07.00 - 03.03 ALT 6 PK 1038
 PS 4 PK 875
 CAM ZRK 1323

300 Allrad
 2995 ccm 148 kW 1MZ-FE 10.00 - 05.03 ALT 6 PK 1038



LEXUS

RX (MCU15)

300 Allrad

2995 ccm	148 kW	1MZ-FE	10.00 - 05.03	PS CAM		4 PK 875 ZRK 1323
----------	--------	--------	---------------	-----------	--	----------------------

RX (MHU3_, GSU3_, MCU3_)

300

2995 ccm	150 kW	1MZ-FE	05.03 - 12.08	ALT PS CAM		6 PK 1038 4 PK 875 ZRK 1323
----------	--------	--------	---------------	------------------	--	-----------------------------------

3.3 AWD

3311 ccm	171 kW	3MZ-FE	04.03 - 12.08	ALT PS		6 PK 1038 4 PK 875
----------	--------	--------	---------------	-----------	--	-----------------------

400h

3311 ccm	155 kW	3MZ-FE	09.05 - 12.08	CAM		ZRK 1323
----------	--------	--------	---------------	-----	--	----------

400h AWD

3311 ccm	155 kW	3MZ-FE	09.04 - 12.08	CAM	FROM: 04.05	ZRK 1323
----------	--------	--------	---------------	-----	-------------	----------

3.3

3311 ccm	171 kW	3MZ-FE	04.03 - 01.06	ALT PS		6 PK 1038 4 PK 875
----------	--------	--------	---------------	-----------	--	-----------------------

SC (UZZ40_)

430

4293 ccm	210 kW	3UZ-FE	05.01 - 07.10	ALT ALT	FROM: 08.05 UNTIL: 08.05	6 PK 2228 6 PK 2260
----------	--------	--------	---------------	------------	-----------------------------	------------------------

LINCOLN

NAVIGATOR

5.4

5403 ccm	224 kW		05.97 - 12.02	ALT ALT	FROM: 06.97; MOD: 2002 FROM: 06.97; MOD: 2003	6 PK 2500 6 PK 2550
----------	--------	--	---------------	------------	--	------------------------

5.4 Allrad

5403 ccm	224 kW		05.97 - 12.02	ALT ALT	FROM: 06.97; MOD: 2002 FROM: 06.97; MOD: 2003	6 PK 2500 6 PK 2550
----------	--------	--	---------------	------------	--	------------------------

LOTUS

ELISE

1.8 16V

1796 ccm	88 kW	18 K4F	08.95 - 11.00	ALT ALT CAM	- AC + AC	5 PK 735 5 PK 1200 ZRK 1299
----------	-------	--------	---------------	-------------------	--------------	-----------------------------------

111 S

1796 ccm	107 kW	18 K4K	03.99 - 11.00	ALT ALT CAM	- AC + AC	5 PK 735 5 PK 1200 KT 1489
----------	--------	--------	---------------	-------------------	--------------	----------------------------------

ELISE

1.8

1796 ccm	90 kW	18 K4F	11.00 -	ALT ALT	- AC + AC	5 PK 735 5 PK 1200
----------	-------	--------	---------	------------	--------------	-----------------------

1.8

1796 ccm	99 kW		10.03 -	ALT ALT	- AC + AC	5 PK 735 5 PK 1200
----------	-------	--	---------	------------	--------------	-----------------------

1.8

1796 ccm	118 kW		05.02 -	ALT ALT CAM	- AC + AC	5 PK 735 5 PK 1200 KT 1489
----------	--------	--	---------	-------------------	--------------	----------------------------------

1.8

1796 ccm	140 kW	2ZZ-GE	11.02 -	ALT		6 PK 1695
----------	--------	--------	---------	-----	--	-----------

ESPRIT S4 (082)

3.5 V8 32V Turbo

3506 ccm	260 kW	618	02.96 - 06.03	ALT		6 PK 2075
----------	--------	-----	---------------	-----	--	-----------



MAHINDRA

SCORPIO

2.6 CRDi

2609 ccm 80 kW SZ26DI 02.02 - ALT 7 PK 1793

MARUTI

800

0.8

796 ccm 26 kW F8B 01.91 - 12.06 CAM ZRK 1034

MASERATI

QUATTROPORTE III

4.2

4244 ccm 295 kW M139 A 03.04 - ALT 6 PK 1555

MAZDA

121 II (DB)

1.1

1138 ccm 40 kW B1 11.90 - 10.93 ALT 4 PK 875

1.3 16V

1324 ccm 39 kW B3 (16V) 11.90 - 03.96 AC-C - PS 4 PK 875
ALT 4 PK 875
PS - AC 4 PK 850
PS + AC 4 PK 966
CAM FROM CHA-NO.: 124779 ZRK 1071
CAM KT 1243

1.3 i 16V

1324 ccm 53 kW B3 (16V) 11.90 - 03.96 AC-C - PS 4 PK 875
ALT 4 PK 875
PS - AC 4 PK 850
PS + AC 4 PK 966
CAM FROM CHA-NO.: 124779 ZRK 1071
CAM KT 1243

121 III (JASM, JBSM)

1.25

1242 ccm 55 kW DHF;DHG 03.96 - 04.03 ALT - AC; - PS 6 PK 1185
ALT + AC; - PS 6 PK 1775
ALT + AC; + PS 6 PK 1930
ALT + PS; - AC 6 PK 1751
CAM ZRK 1172
CAM FROM: 05.98 KT 1297
CAM UNTIL: 02.97 KT 1170
W-P; CAM FROM MTR-NO: 7204 KT 1297 W1

1.3

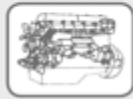
1299 ccm 37 kW JJK;JJM 03.96 - 04.03 ALT - AC; - PS 6 PK 858
ALT + AC; - PS 6 PK 1440
ALT + AC; + PS 6 PK 1900
ALT + PS; - AC 6 PK 1735

1.3

1299 ccm 44 kW J4R;J4T 03.96 - 04.03 ALT - AC; - PS 6 PK 858
ALT + AC; - PS 6 PK 1440
ALT + AC; + PS 6 PK 1900
ALT + PS; - AC 6 PK 1735

1.8 D

1753 ccm 44 kW RTJ;RTK 03.96 - 04.03 ALT - AC; - PS 5 PK 886
ALT + AC; - PS 5 PK 1140
ALT + AC; + PS 5 PK 1140
ALT + PS; - AC 5 PK 1140
PS + AC 5 PK 675
CAM ZRK 1293
CAM ZRK 1000
CAM FROM: 01.98 KT 1035
CAM UNTIL: 12.97 KT 1036
W-P; CAM FROM: 01.98 KT 1035 W1



MAZDA

2 (DY)

1.25

1242 ccm	55 kW	FUJA	04.03 -	ALT	- AC	6 EPK 1042
				ALT	+ AC	6 EPK 1019
				PS	+ AC	5 EPK 690
				CAM		ZRK 1172
				CAM		KT 1297
				W-P; CAM	UNTIL: 02.05	KT 1297 W1

1.4

1388 ccm	59 kW	FXJA	04.03 -	ALT	- AC	6 EPK 1042
				ALT	+ AC	6 EPK 1019
				PS	+ AC	5 EPK 690
				CAM		ZRK 1172
				CAM		KT 1297
				CAM	FROM: 05.05	KT 1446
				W-P; CAM	UNTIL: 02.05	KT 1297 W1

1.6

1596 ccm	74 kW	FYJA	04.03 -	ALT	- AC	6 EPK 1042
				ALT	+ AC	6 EPK 1019
				PS	+ AC	5 EPK 690
				CAM		ZRK 1172
				CAM		KT 1297
				W-P; CAM	UNTIL: 02.05	KT 1297 W1

1.4 CD

1399 ccm	50 kW	F6JA;F6JB	04.03 -	ALT	- AC	6 PK 1345
				ALT	+ AC	6 PK 1710
				CAM		ZRK 1441
				CAM		KT 1328
				W-P; CAM	UNTIL: 05.04	KT 1328 W4

2 (DE)

1.3

1349 ccm	55 kW	ZJ-VE	10.07 -	ALT	FROM: 06.09; MTR-CODE: ZJ06; - AC	6 PK 1840
				ALT	MTR-CODE: ZJ06;ZJ07; - AC	6 PK 1840

1.3

1349 ccm	63 kW	ZJ-VE	10.07 -	ALT	- AC	6 PK 1840
----------	-------	-------	---------	-----	------	-----------

1.5

1498 ccm	76 kW	ZY-DE;ZY-VE	10.07 -	ALT		6 PK 1840
----------	-------	-------------	---------	-----	--	-----------

1.4 MZR-CD

1399 ccm	50 kW		01.08 -	ALT	- AC	6 PK 800
				ALT	+ AC	6 PK 975
				CAM		ZRK 1441
				CAM		KT 1328

1.6 MZ-CD

1560 ccm	66 kW		10.08 -	ALT	- AC	6 PK 800
				ALT	+ AC	6 PK 975
				W-P; CAM		KT 1390 W1

323 III Station Wagon (BW)

1.3

1296 ccm	44 kW	E3	07.86 - 04.90	AC-C	FROM: 07.87; MTR-CODE: B333; - PS	4 PK 890
				AC-C	FROM: 07.87; MTR-CODE: B333; + PS	4 PK 980
				PS	FROM: 07.87; MTR-CODE: B333; - AC	4 PK 875

1.5

1490 ccm	55 kW	B50;B53;E5	05.86 - 05.89	ALT	FROM: 04.87	AVX 10 x 888
				ALT	UNTIL: 04.87	AVX 10 x 960
				AC-C	FROM: 07.87; - PS	4 PK 890
				AC-C	FROM: 07.87; + PS	4 PK 980
				AC-C	UNTIL: 06.87; + PS	4 PK 1180
				PS	FROM: 07.87; - AC	4 PK 875
				PS	UNTIL: 06.87; - AC	4 PK 1040
				CAM	FROM CHA-NO.: BF563074	ZRK 1071
				CAM	FROM CHA-NO.: BF563074	KT 1243

1.5

1498 ccm	54 kW	B5;B50;B53	01.87 - 05.89	ALT		AVX 10 x 888
				ALT	UNTIL: 04.87	AVX 10 x 960
				AC-C	FROM: 07.87; - PS	4 PK 890
				AC-C	FROM: 07.87; + PS	4 PK 980



MAZDA

323 III Station Wagon (BW)

1.5

1498 ccm	54 kW	B5;B50;B53	01.87 - 05.89	AC-C	UNTIL: 06.87; + PS	4 PK 1180
				PS	FROM: 07.87; - AC	4 PK 875
				PS	UNTIL: 06.87; - AC	4 PK 1040
				CAM	FROM CHA-NO.: BF563074	ZRK 1071
				CAM	FROM CHA-NO.: BF563074	KT 1243

1.5

1498 ccm	55 kW	B5	09.89 - 09.91	CAM		ZRK 1071
				CAM		KT 1243

1.6

1597 ccm	54 kW	B68	09.87 - 10.89	CAM	FROM CHA-NO.: BF563074	ZRK 1071
				CAM	FROM CHA-NO.: BF563074	KT 1243

1.6

1598 ccm	63 kW	B6 (SOHC);B65M;B6E	09.86 - 10.95	ALT	UNTIL: 01.89	AVX 10 x 888
				PS	- AC	4 PK 875
				PS	+ AC	4 PK 980
				CAM	FROM CHA-NO.: BF563074	ZRK 1071
				CAM	FROM CHA-NO.: BF563074	KT 1243

1.6 4x4

1598 ccm	63 kW	B65M;B6E	05.90 - 03.93	PS		4 PK 875
				CAM	FROM CHA-NO.: BF563074	ZRK 1071
				CAM	FROM CHA-NO.: BF563074	KT 1243

1.7 D

1720 ccm	40 kW	PN26	11.86 - 08.87	PS	MTR-CODE: PN26;PN27; MOD: BW12; + AC	AVX 13 x 1060
----------	-------	------	---------------	----	--------------------------------------	---------------

1.7 D

1720 ccm	42 kW	PN26;PN54	11.86 - 10.89	PS	MTR-CODE: PN26;PN27; MOD: BW12; + AC	AVX 13 x 1060
----------	-------	-----------	---------------	----	--------------------------------------	---------------

323 C IV (BG)

1.3

1324 ccm	49 kW	B3E	09.89 - 07.94	ALT	UNTIL: 12.89	AVX 10 x 888
				AC-C	- PS	4 PK 884
				AC-C	+ PS	4 PK 1005
				PS		4 PK 890
				CAM		ZRK 1071
				CAM		KT 1243

1.3 16V

1324 ccm	54 kW	B3 (16V)	09.89 - 07.94	AC-C	- PS	4 PK 884
				AC-C	+ PS	4 PK 1005
				PS		4 PK 890
				CAM		ZRK 1071
				CAM		KT 1243

1.6

1598 ccm	62 kW	B6E	09.89 - 06.91	AC-C	- PS	4 PK 884
				AC-C	+ PS	4 PK 1005
				PS		4 PK 890
				CAM		ZRK 1071
				CAM		KT 1243

1.6 16V

1598 ccm	65 kW	B6	03.91 - 10.94	AC-C	- PS	4 PK 884
				AC-C	+ PS	4 PK 1005
				PS		4 PK 890
				CAM		ZRK 1071
				CAM		KT 1243

1.8 16V 4WD

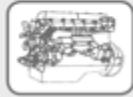
1840 ccm	76 kW	BP	11.91 - 12.93	PS	- AC	4 PK 890
				PS	+ AC	4 PK 1015
				CAM		ZRK 1071
				CAM		KT 1243

1.8 16V GT

1840 ccm	94 kW	BP (DOHC)	09.89 - 03.93	PS	- AC	4 PK 890
				PS	+ AC	4 PK 1015
				CAM		ZRK 1281
				CAM		KT 1069

1.8 16V

1840 ccm	103 kW	BP22;BP31	09.89 - 03.93	PS	- AC	4 PK 890
				PS	+ AC	4 PK 1015
				CAM	DOHC	ZRK 1281



MAZDA

323 C IV (BG)

1.8 16V

1840 ccm	103 kW	BP22;BP31	09.89 - 03.93	CAM	SOHC	ZRK 1071
				CAM	DOHC	KT 1069
				CAM	SOHC	KT 1243

1.8 16V Turbo 4WD

1840 ccm	120 kW	BP Turbo	09.90 - 12.92	PS	- AC	4 PK 890
				PS	+ AC	4 PK 1015
				CAM		ZRK 1281
				CAM		KT 1069

1.8 16V Turbo 4WD

1840 ccm	136 kW	BP Turbo	01.93 - 07.94	PS	- AC	4 PK 890
				PS	+ AC	4 PK 1015
				CAM		ZRK 1281
				CAM		KT 1069

323 P V (BA)

1.3 16V

1324 ccm	54 kW	B3 (16V)	10.96 -	AC-C	FROM CHA-NO.: BA~344370; - PS; + AIR-C	4 PK 850
				AC-C	FROM CHA-NO.: BA~344370; - PS; + AIR-C	4 PK 890
				AC-C	UNTIL CHA-NO.: BA~344369; - PS	4 PK 870
				ALT		4 PK 884
				PS	- AC	4 PK 890
				PS	FROM CHA-NO.: BA~344370; + AC	4 PK 995
				PS	FROM CHA-NO.: BA~344370; OE-NO.: B596-15-909; + AC; + AIR-C	4 PK 995
				PS	UNTIL CHA-NO.: BA~344369; OE-NO.: BPE6-15-909; + AC	4 PK 1005
				CAM		ZRK 1071
				CAM		KT 1243

1.5 16V

1489 ccm	65 kW	Z5-DE	10.96 -	ALT		4 PK 884
				PS	- AC	4 PK 890
				PS	+ AC	4 PK 995
				PS	FOR: MANA; + AC; + AIR-C	4 PK 1005
				CAM	FROM CHA-NO.: BA1~605121	ZRK 1587
				CAM	UNTIL CHA-NO.: BA1~605120	ZRK 1448
				CAM	FROM CHA-NO.: BA1~605121	KT 1467
				CAM	UNTIL CHA-NO.: BA1~605120	KT 1423

2.0 D

1998 ccm	52 kW	RF1G	10.96 -	CAM		ZRK 1401
----------	-------	------	---------	-----	--	----------

323 C V (BA)

1.3 16V

1324 ccm	54 kW	B3 (16V)	08.94 - 09.98	AC-C	FOR: MANA; - PS; + AIR-C	4 PK 850
				AC-C	FOR: MANA; + PS	4 PK 995
				AC-C	FROM: 02.96; FROM CHA-NO.: BA1~344370; + PS	4 PK 1005
				AC-C	UNTIL: 02.96; - PS	4 PK 875
				AC-C	UNTIL: 02.96; UNTIL CHA-NO.: BA1~344369; + PS	4 PK 995
				ALT		4 PK 884
				PS	- AC	4 PK 890
				CAM		ZRK 1071
				CAM		KT 1243

1.5 16V

1489 ccm	65 kW	Z5-DE	08.94 - 09.98	AC-C	FOR: MANA; + PS	4 PK 1005
				ALT		4 PK 884
				PS	- AC	4 PK 890
				PS	+ AC	4 PK 995
				CAM	FROM CHA-NO.: BA1~605121	ZRK 1587
				CAM	UNTIL CHA-NO.: BA1~605120	ZRK 1448
				CAM	FROM CHA-NO.: BA1~605121	KT 1467
				CAM	UNTIL CHA-NO.: BA1~605120	KT 1423

1.8 16V

1840 ccm	84 kW	BP-ZE	08.94 - 09.98	ALT		4 PK 884
				PS	- AC	4 PK 890
				PS	+ AC	4 PK 1005
				PS	+ AC; + AIR-C	4 PK 995
				CAM		ZRK 1281
				CAM		KT 1069



MAZDA

323 F V (BA)

1.5 16V

1489 ccm	65 kW	Z5-DE	07.94 - 09.98	ALT		4 PK 884
				PS	- AC	4 PK 890
				PS	+ AC	4 PK 995
				PS	FOR: MANA; + AC	4 PK 1005
				CAM	FROM CHA-NO.: BA1-605121	ZRK 1587
				CAM	UNTIL CHA-NO.: BA1-605120	ZRK 1448
				CAM	FROM CHA-NO.: BA1-605121	KT 1467
				CAM	UNTIL CHA-NO.: BA1-605120	KT 1423

1.8 16V

1840 ccm	84 kW	BP-ZE	08.94 - 09.98	ALT		4 PK 884
				PS	- AC	4 PK 890
				PS	FROM: 06.95; FROM CHA-NO.: BA1-212950; + AC; + AIR-C	4 PK 995
				PS	UNTIL: 06.95; UNTIL CHA-NO.: BA1-212949; + AC	4 PK 1005
				CAM		ZRK 1281
				CAM		KT 1069

2.0 24V

1995 ccm	106 kW	KF	08.94 - 09.98	ALT	- AC	5 PK 860
				ALT	+ AC	5 PK 1015
				PS		4 PK 920
				CAM		ZRK 1234
				CAM		KT 1280

323 S V (BA)

1.3 16V

1324 ccm	54 kW	B3 (16V)	08.94 - 09.98	AC-C	FROM CHA-NO.: BA-344370; - PS; + AIR-C	4 PK 850
				AC-C	UNTIL CHA-NO.: BA-344369; - PS	4 PK 870
				ALT		4 PK 884
				PS	- AC	4 PK 890
				PS	FROM CHA-NO.: BA-344370; + AC; + AIR-C	4 PK 995
				PS	UNTIL CHA-NO.: BA-344369; + AC	4 PK 1005
				CAM		ZRK 1071
				CAM		KT 1243

1.5 16V

1489 ccm	65 kW	Z5-DE	08.94 - 09.98	AC-C	FOR: MANA; + PS	4 PK 1005
				ALT		4 PK 884
				PS	- AC	4 PK 890
				PS	+ AC	4 PK 995
				CAM	FROM CHA-NO.: BA1-605121	ZRK 1587
				CAM	UNTIL CHA-NO.: BA1-605120	ZRK 1448
				CAM	FROM CHA-NO.: BA1-605121	KT 1467
				CAM	UNTIL CHA-NO.: BA1-605120	KT 1423

1.6

1598 ccm	80 kW	B6 (DOHC)	08.94 - 09.98	ALT		4 PK 884
				PS	- AC	4 PK 890
				PS	+ AC	4 PK 1005

1.8 16V

1840 ccm	84 kW	BP-ZE	08.94 - 09.98	ALT		4 PK 884
				PS	- AC	4 PK 890
				PS	+ AC; + AIR-C	4 PK 995
				PS	FROM: 02.96; + AC	4 PK 995
				PS	UNTIL: 02.96; + AC; + AIR-C	4 PK 1005
				CAM		ZRK 1281
				CAM		KT 1069

2.0

1995 ccm	98 kW		07.94 - 09.98	ALT	- AC	5 PK 860
				ALT	+ AC	5 PK 1015
				PS		4 PK 920

1.6 TD

1686 ccm	60 kW	4EE1-T	05.94 - 09.98	AC-C		AVX 13 x 1140
				PS		AVX 10 x 913
				CAM		ZRK 1280
				CAM		KT 1427

2.0 D

1998 ccm	52 kW	RF1G	10.96 - 09.98	ALT		AVX 10 x 888
				ALT; AC-C		AVX 10 x 1050



MAZDA

323 S V (BA)

2.0 D

1998 ccm	52 kW	RF1G	10.96 - 09.98	VAC-P CAM		AVX 13 x 850 ZRK 1401
----------	-------	------	---------------	--------------	--	--------------------------

323 F VI (BJ)

1.4

1324 ccm	53 kW	B3 (16V)	01.01 - 05.04	ALT PS PS CAM CAM	- AC + AC	4 PK 884 4 PK 890 4 PK 1005 ZRK 1071 KT 1243
----------	-------	----------	---------------	-------------------------------	--------------	--

1.4 16V

1324 ccm	54 kW	B3 ME	09.98 - 01.01	ALT PS PS CAM CAM	- AC + AC	4 PK 884 4 PK 890 4 PK 1005 ZRK 1071 KT 1243
----------	-------	-------	---------------	-------------------------------	--------------	--

1.5 16V

1498 ccm	65 kW		09.98 - 01.01	ALT PS PS CAM CAM	- AC + AC	4 PK 884 4 PK 890 4 PK 1005 ZRK 1587 KT 1467
----------	-------	--	---------------	-------------------------------	--------------	--

1.6

1598 ccm	70 kW	ZM	01.01 - 05.04	CAM CAM		ZRK 1587 KT 1467
----------	-------	----	---------------	------------	--	---------------------

1.6

1598 ccm	72 kW	ZM	01.01 - 05.04	ALT PS PS CAM CAM	- AC + AC	4 PK 884 4 PK 890 4 PK 1005 ZRK 1587 KT 1467
----------	-------	----	---------------	-------------------------------	--------------	--

1.9 16V

1840 ccm	84 kW	FP55	09.98 - 01.01	ALT PS PS CAM CAM	- AC + AC	4 PK 920 5 PK 1030 5 PK 1165 ZRK 1209 KT 1394
----------	-------	------	---------------	-------------------------------	--------------	---

1.8 Astina

1840 ccm	92 kW	BP (DOHC)	09.98 - 05.04	ALT PS PS	MTR-CODE: FP55 MTR-CODE: FP55; - AC MTR-CODE: FP55; + AC	4 PK 920 5 PK 1030 5 PK 1165
----------	-------	-----------	---------------	-----------------	--	------------------------------------

2.0

1991 ccm	96 kW	FS7E;FS7G	01.01 - 05.04	ALT ALT PS PS PS PS CAM CAM	MTR-CODE: FS7E;FS7G MTR-CODE: FS7E;FS7G;FS7H;FS7L MTR-CODE: FS7E;FS7G; - AC MTR-CODE: FS7E;FS7G; + AC MTR-CODE: FS7E;FS7G;FS7H;FS7L; - AC MTR-CODE: FS7E;FS7G;FS7H;FS7L; + AC	4 PK 920 4 PK 920 5 PK 1030 5 PK 1165 5 PK 1030 5 PK 1165 ZRK 1210 KT 1270
----------	-------	-----------	---------------	--	--	---

2.0 D

1998 ccm	52 kW	RF1G	09.98 - 05.04	CAM		ZRK 1401
----------	-------	------	---------------	-----	--	----------

2.0 TD

1998 ccm	66 kW		09.98 - 01.01	CAM CAM CAM W-P; CAM		ZRK 1586 KT 1459 KT 1503 KT 1503 W1
----------	-------	--	---------------	-------------------------------	--	--

2.0 TD

1998 ccm	74 kW	RF4F	01.01 - 05.04	CAM CAM CAM W-P; CAM		ZRK 1586 KT 1459 KT 1503 KT 1503 W1
----------	-------	------	---------------	-------------------------------	--	--

323 S VI (BJ)

1.4

1324 ccm	53 kW	B3 (16V)	01.01 - 05.04	ALT		4 PK 884
----------	-------	----------	---------------	-----	--	----------



MAZDA

323 S VI (BJ)

1.4

1324 ccm	53 kW	B3 (16V)	01.01 - 05.04	PS	- AC	4 PK 890
				PS	+ AC	4 PK 1005
				CAM		ZRK 1071
				CAM		KT 1243

1.4 16V

1324 ccm	54 kW	B3 ME	09.98 - 01.01	ALT		4 PK 884
				PS	- AC	4 PK 890
				PS	+ AC	4 PK 1005
				CAM		ZRK 1071
				CAM		KT 1243

1.5 16V

1498 ccm	65 kW		09.98 - 01.01	ALT		4 PK 884
				PS	- AC	4 PK 890
				PS	+ AC	4 PK 1005
				CAM		ZRK 1587
				CAM		KT 1467

1.6

1598 ccm	70 kW	ZM	01.01 - 05.04	CAM		ZRK 1587
				CAM		KT 1467

1.6

1598 ccm	72 kW	ZM	01.01 - 05.04	ALT		4 PK 884
				PS	- AC	4 PK 890
				PS	+ AC	4 PK 1005
				CAM		ZRK 1587
				CAM		KT 1467

1.6

1598 ccm	80 kW	B6 (DOHC)	09.98 - 02.01	ALT		4 PK 884
				PS	- AC	4 PK 890
				PS	+ AC	4 PK 1005

1.9 16V

1840 ccm	84 kW	FP55	09.98 - 05.04	ALT		4 PK 920
				PS	- AC	5 PK 1030
				PS	+ AC	5 PK 1165
				CAM		ZRK 1209
				CAM		KT 1394

1.8 Protege

1840 ccm	92 kW	BP (DOHC)	05.98 - 05.04	ALT		4 PK 920
				PS	- AC	5 PK 1030
				PS	+ AC	5 PK 1165
				CAM		ZRK 1209
				CAM		KT 1394

2.0

1991 ccm	96 kW	FS7E;FS7G	01.01 - 05.04	ALT		4 PK 920
				PS	- AC	5 PK 1030
				PS	+ AC	5 PK 1165
				CAM		ZRK 1210
				CAM		KT 1270

2.0 D

1998 ccm	52 kW	RF1G	09.98 - 05.04	CAM		ZRK 1401
----------	-------	------	---------------	-----	--	----------

2.0 TD

1998 ccm	66 kW	RF3F	09.98 - 05.04	CAM		ZRK 1586
				CAM		KT 1459
				CAM		KT 1503
				W-P; CAM		KT 1503 W1

2.0 DiTD

1998 ccm	74 kW	RF4F	10.00 - 10.02	CAM		ZRK 1586
----------	-------	------	---------------	-----	--	----------

3 (BK)

1.4

1388 ccm	59 kW	FXJA	02.04 - 06.09	ALT	- AC	6 EPK 1042
				ALT	+ AC	6 EPK 1019
				PS	+ AC	5 EPK 690
				CAM		ZRK 1172
				CAM		KT 1297

1.4

1349 ccm	62 kW	ZJ-VE	10.03 - 06.09	ALT		6 PK 2013
----------	-------	-------	---------------	-----	--	-----------



MAZDA

3 (BK)

1.6						
1598 ccm	77 kW	B6ZE	10.03 - 06.09	ALT		6 PK 2013
2.0						
1999 ccm	110 kW	LF17	10.03 - 06.09	AC-C ALT	+ AUTO-TM	5 EPK 694 6 PK 1305
2.3 MZR Sport						
2261 ccm	126 kW		10.03 - 06.09	ALT		6 PK 2315
2.3 MPS						
2261 ccm	191 kW	L3N9;L3-VDT	12.06 - 06.09	ALT		6 PK 2315
1.6 DI Turbo						
1560 ccm	80 kW	Y601	06.04 - 06.09	ALT ALT CAM CAM W-P; CAM	- AC + AC	6 PK 800 6 PK 975 ZRK 1460 KT 1390 KT 1390 W1
2.0 MZR-CD						
1998 ccm	105 kW	RF7J	12.06 - 06.09	ALT CAM CAM W-P; CAM	FROM: 09.07	8 PK 1225 ZRK 1542 KT 1502 KT 1502 W1

3 Stufenheck (BK)

1.6						
1598 ccm	77 kW	Z6	02.04 -	ALT		6 PK 2013
2.0						
1999 ccm	110 kW	LF17	02.04 -	AC-C ALT	+ AUTO-TM	5 EPK 694 6 PK 1305
1.6 DI Turbo						
1560 ccm	80 kW	Y601	06.04 -	ALT ALT CAM CAM W-P; CAM	- AC + AC	6 PK 800 6 PK 975 ZRK 1460 KT 1390 KT 1390 W1
2.0 MZR-CD						
1998 ccm	105 kW	RF7J	12.06 -	ALT CAM CAM W-P; CAM	FROM: 09.07	8 PK 1225 ZRK 1542 KT 1502 KT 1502 W1

3 (BL)

1.6 MZR						
1598 ccm	77 kW	Z6	06.09 -	ALT		6 PK 1863
2.0 MZR						
1999 ccm	110 kW	LF17;LF-DE	06.09 -	ALT		6 PK 1305
2.0 MZR DISI						
1999 ccm	111 kW	LF5H;LF5W	06.09 -	ALT		6 PK 1305
1.6 MZR-CD						
1560 ccm	80 kW	Y601	06.09 -	ALT W-P; CAM		6 PK 975 KT 1390 W1
1.6 MZR CD						
1560 ccm	85 kW		11.10 -	W-P; CAM		KT 1390 W1
2.3 MPS Turbo						
2261 ccm	191 kW	L3KG;L3-VDT	06.09 -	ALT		6 PK 2285

3 Stufenheck (BL)

1.6 MZR						
1598 ccm	77 kW	Z6	06.09 -	ALT		6 PK 1863
2.0 MZR						
1999 ccm	110 kW	LF17;LF-DE	06.09 -	ALT		6 PK 1305
2.0 MZR DISI						
1999 ccm	111 kW	LF5H;LF5W	06.09 -	ALT		6 PK 1305

5 (CR19)

1.8						
1798 ccm	85 kW	L823	03.05 -	AC-C ALT	+ AUTO-TM	5 EPK 694 6 PK 1305



MAZDA

5 (CR19)

2.0

1999 ccm	107 kW	LFF7	03.05 -	AC-C ALT	+ AUTO-TM	5 EPK 694 6 PK 1305
----------	--------	------	---------	-------------	-----------	------------------------

2.0 CD

1998 ccm	81 kW		03.05 -	ALT ALT CAM CAM W-P; CAM	- AC + AC MTR-CODE: RF 7J	8 PK 1175 8 PK 1225 ZRK 1542 KT 1502 KT 1502 W1
----------	-------	--	---------	--------------------------------------	-------------------------------------	---

2.0 CD

1998 ccm	105 kW	RF7J	06.05 -	ALT ALT CAM CAM W-P; CAM	- AC + AC	8 PK 1175 8 PK 1225 ZRK 1542 KT 1502 KT 1502 W1
----------	--------	------	---------	--------------------------------------	--------------	---

626 III Station Wagon (GV)

1.8

1789 ccm	65 kW	F8 (12V)	01.88 - 03.92	AC-C ALT PS PS CAM	- PS - AC + AC	5 PK 950 3 PK 763 5 PK 1015 5 PK 1060 ZRK 1162
----------	-------	----------	---------------	--------------------------------	--------------------------	--

1.8

1789 ccm	66 kW		10.89 - 03.92	AC-C ALT PS PS	- PS - AC + AC	5 PK 950 3 PK 763 5 PK 1015 5 PK 1060
----------	-------	--	---------------	-------------------------	--------------------------	--

2.0

1998 ccm	66 kW	FE	10.88 - 09.97	AC-C AC-C ALT ALT PS PS PS CAM CAM CAM	FROM: 04.92; MTR-CODE: FEY8 MTR-CODE: FE4J;FE4K;FE6E;FEAA; - PS FROM: 04.92; MTR-CODE: FEY8 MTR-CODE: FE4J;FE4K;FE6E;FEAA FROM: 04.92; MTR-CODE: FEY8 MTR-CODE: FE4J;FE4K;FE6E;FEAA; - AC MTR-CODE: FE4J;FE4K;FE6E;FEAA; + AC DOHC SOHC	5 PK 950 5 PK 950 3 PK 763 3 PK 763 5 PK 1060 5 PK 1015 5 PK 1060 ZRK 1283 ZRK 1167 KT 1163
----------	-------	----	---------------	---	---	--

2.0 12V

1998 ccm	81 kW	FE (12V)	09.87 - 01.90	AC-C ALT PS PS CAM CAM	FROM: 03.88; - PS FROM: 03.88 FROM: 03.88; - AC FROM: 03.88; + AC	5 PK 950 3 PK 763 5 PK 1015 5 PK 1060 ZRK 1167 KT 1163
----------	-------	----------	---------------	---------------------------------------	--	---

2.0 16V

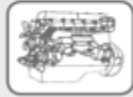
1998 ccm	103 kW	FE Kat. (16V)	01.88 - 03.92	AC-C ALT PS PS CAM CAM	- PS - AC + AC	5 PK 950 3 PK 763 5 PK 1015 5 PK 1060 ZRK 1283 KT 1266
----------	--------	---------------	---------------	---------------------------------------	--------------------------	---

2.0 i 16V

1998 ccm	110 kW		11.94 - 09.97	AC-C AC-C ALT CAM	- PS + PS	5 PK 950 5 PK 1060 3 PK 763 KT 1270
----------	--------	--	---------------	----------------------------	--------------	--

2.2 12V

2184 ccm	85 kW	F2	03.89 - 11.96	AC-C AC-C AC-C ALT ALT PS PS	FROM: 09.90; MTR-CODE: F2G6;F2L1;F2M2;F2Y4; - PS FROM: 09.90; MTR-CODE: F2G6;F2L1;F2M2;F2Y4; + PS MTR-CODE: F2D3;F2G2;F2L1; - PS FROM: 09.90; MTR-CODE: F2G6;F2L1;F2M2;F2Y4 MTR-CODE: F2D3;F2G2;F2L1 MTR-CODE: F2D3;F2G2;F2L1; - AC MTR-CODE: F2D3;F2G2;F2L1; + AC	5 PK 950 5 PK 1060 5 PK 950 3 PK 763 3 PK 763 5 PK 1015 5 PK 1060
----------	-------	----	---------------	--	--	---



MAZDA

626 III Station Wagon (GV)

2.2 12V

2184 ccm	85 kW	F2	03.89 - 11.96	CAM CAM		ZRK 1168 KT 1165
----------	-------	----	---------------	------------	--	---------------------

2.2 12V 4WD

2184 ccm	85 kW	F2;F2L1	05.91 - 11.92	AC-C	MTR-CODE: F2D3;F2G2;F2L1; - PS	5 PK 950
				AC-C	MTR-CODE: F2G6;F2L1;F2M2;F2Y4; - PS	5 PK 950
				AC-C	MTR-CODE: F2G6;F2L1;F2M2;F2Y4; + PS	5 PK 1060
				ALT	MTR-CODE: F2D3;F2G2;F2L1	3 PK 763
				ALT	MTR-CODE: F2G6;F2L1;F2M2;F2Y4	3 PK 763
				PS	MTR-CODE: F2D3;F2G2;F2L1; - AC	5 PK 1015
				PS	MTR-CODE: F2D3;F2G2;F2L1; + AC	5 PK 1060
				CAM		ZRK 1168
				CAM		KT 1165

2.0 D

1998 ccm	44 kW	RF-N	09.88 - 07.91	ALT W-P; PS CAM CAM	FROM CHA-NO.: GD533019	AVX 13 x 850 AVX 13 x 850 ZRK 1226 KT 1268
----------	-------	------	---------------	------------------------------	------------------------	---

2.0 D Complex

1998 ccm	55 kW	RF-CX	05.93 - 11.96	ALT PS CAM CAM		AVX 13 x 850 AVX 13 x 850 ZRK 1226 KT 1268
----------	-------	-------	---------------	-------------------------	--	---

2.0 D

1998 ccm	60 kW	RF-G5	11.94 - 09.97	ALT PS CAM CAM	REQ: 2	AVX 13 x 850 AVX 13 x 850 ZRK 1226 KT 1268
----------	-------	-------	---------------	-------------------------	--------	---

626 IV Hatchback (GE)

1.8

1840 ccm	66 kW		08.94 - 04.97	ALT PS PS CAM CAM	- AC + AC	4 PK 920 5 PK 1025 5 PK 1145 ZRK 1209 KT 1394
----------	-------	--	---------------	-------------------------------	--------------	---

1.8

1840 ccm	77 kW	FP	08.91 - 04.97	ALT PS PS CAM CAM	- AC + AC	4 PK 920 5 PK 1025 5 PK 1145 ZRK 1209 KT 1394
----------	-------	----	---------------	-------------------------------	--------------	---

2.0 i

1991 ccm	85 kW	FS	08.91 - 04.97	ALT PS PS CAM CAM	- AC + AC	4 PK 920 5 PK 1030 5 PK 1165 ZRK 1210 KT 1270
----------	-------	----	---------------	-------------------------------	--------------	---

2.0 i 4WD

1991 ccm	85 kW	FS	04.92 - 04.97	ALT PS PS CAM CAM	- AC + AC	4 PK 920 5 PK 1030 5 PK 1165 ZRK 1210 KT 1270
----------	-------	----	---------------	-------------------------------	--------------	---

2.5 24V

2497 ccm	120 kW	KL	08.94 - 04.97	CAM CAM		ZRK 1234 KT 1280
----------	--------	----	---------------	------------	--	---------------------

2.5 24V

2497 ccm	121 kW	KL	01.92 - 04.97	ALT ALT PS CAM CAM	- AC + AC	5 PK 860 5 PK 1015 4 PK 920 ZRK 1234 KT 1280
----------	--------	----	---------------	--------------------------------	--------------	--

2.0 D GLX Complex

1998 ccm	55 kW	RF OHC	01.93 - 04.97	ALT PS; VAC-P TURBO-C		AVX 13 x 850 AVX 13 x 850 AVX 13 x 850
----------	-------	--------	---------------	-----------------------------	--	--



MAZDA

626 IV Hatchback (GE)

2.0 D GLX Complex

1998 ccm	55 kW	RF OHC	01.93 - 04.97	CAM CAM		ZRK 1226 KT 1268
----------	-------	--------	---------------	------------	--	---------------------

626 IV (GE)

1.8 i

1840 ccm	66 kW		08.94 - 04.97	ALT PS PS CAM CAM	- AC + AC	4 PK 920 5 PK 1025 5 PK 1145 ZRK 1209 KT 1394
----------	-------	--	---------------	-------------------------------	--------------	---

1.8 i

1840 ccm	77 kW	FP	01.92 - 04.97	ALT PS PS CAM CAM	- AC + AC	4 PK 920 5 PK 1025 5 PK 1145 ZRK 1209 KT 1394
----------	-------	----	---------------	-------------------------------	--------------	---

2.0 i

1991 ccm	85 kW	FS	01.92 - 04.97	ALT PS PS CAM CAM	- AC + AC	4 PK 920 5 PK 1030 5 PK 1165 ZRK 1210 KT 1270
----------	-------	----	---------------	-------------------------------	--------------	---

2.0 i 4WD

1991 ccm	85 kW	FS	04.92 - 04.97	ALT PS PS CAM CAM	- AC + AC	4 PK 920 5 PK 1030 5 PK 1165 ZRK 1210 KT 1270
----------	-------	----	---------------	-------------------------------	--------------	---

2.0 D GLX Complex

1998 ccm	55 kW	RF OHC	10.92 - 04.97	ALT PS CAM CAM		AVX 13 x 850 AVX 13 x 850 ZRK 1226 KT 1268
----------	-------	--------	---------------	-------------------------	--	---

626 V Hatchback (GF)

1.8

1840 ccm	66 kW	FPY3	05.97 - 12.99	ALT PS PS CAM CAM	- AC + AC	4 PK 920 5 PK 1030 5 PK 1165 ZRK 1209 KT 1394
----------	-------	------	---------------	-------------------------------	--------------	---

1.9

1840 ccm	74 kW	FP	12.99 - 10.02	ALT PS PS CAM CAM	- AC + AC	4 PK 920 5 PK 1030 5 PK 1165 ZRK 1209 KT 1394
----------	-------	----	---------------	-------------------------------	--------------	---

2.0

1991 ccm	85 kW	FS	05.97 - 10.02	ALT PS PS CAM CAM	- AC + AC	4 PK 920 5 PK 1030 5 PK 1165 ZRK 1210 KT 1270
----------	-------	----	---------------	-------------------------------	--------------	---

2.0 H.P.

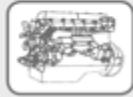
1991 ccm	100 kW	FS2C	02.98 - 10.02	ALT PS PS CAM CAM	- AC + AC	4 PK 920 5 PK 1030 5 PK 1165 ZRK 1210 KT 1270
----------	--------	------	---------------	-------------------------------	--------------	---

2.0 DITD

1998 ccm	66 kW	RF3F	04.98 - 10.02	CAM CAM CAM W-P; CAM		ZRK 1586 KT 1459 KT 1503 KT 1503 W1
----------	-------	------	---------------	-------------------------------	--	--

2.0 Turbo DI

1998 ccm	74 kW		04.98 - 10.02	CAM		ZRK 1586
----------	-------	--	---------------	-----	--	----------



MAZDA

626 V Hatchback (GF)

2.0 Turbo DI

1998 ccm	74 kW		04.98 - 10.02	CAM		KT 1459
				CAM		KT 1503

2.0 TD

1998 ccm	81 kW		10.00 - 10.02	CAM		ZRK 1586
				CAM		KT 1459
				CAM		KT 1503
				W-P; CAM		KT 1503 W1

626 V (GF)

1.9

1840 ccm	66 kW	FPY3	05.97 - 12.99	ALT		4 PK 920
				PS	- AC	5 PK 1030
				PS	+ AC	5 PK 1165
				CAM		ZRK 1209
				CAM		KT 1394

1.9

1840 ccm	74 kW	FP9A	12.99 - 10.02	ALT		4 PK 920
				PS	- AC	5 PK 1030
				PS	+ AC	5 PK 1165
				CAM		ZRK 1209
				CAM		KT 1394

2.0

1991 ccm	85 kW	FS	05.97 - 10.02	ALT		4 PK 920
				PS	- AC	5 PK 1030
				PS	+ AC	5 PK 1165
				CAM		ZRK 1210
				CAM		KT 1270

2.0

1991 ccm	100 kW	FS2C	04.98 - 10.02	ALT		4 PK 920
				PS	- AC	5 PK 1030
				PS	+ AC	5 PK 1165
				CAM		ZRK 1210
				CAM		KT 1270

2.0 DITD

1998 ccm	66 kW	RF3F	04.98 - 10.02	CAM		ZRK 1586
				CAM		KT 1459
				CAM		KT 1503
				W-P; CAM		KT 1503 W1

2.0 Turbo DI

1998 ccm	74 kW		04.98 - 10.02	CAM		ZRK 1586
				CAM		KT 1459
				CAM		KT 1503
				W-P; CAM		KT 1503 W1

2.0 TD

1998 ccm	81 kW		10.00 - 10.02	CAM		ZRK 1586
				CAM		KT 1459
				CAM		KT 1503
				W-P; CAM		KT 1503 W1

626 V Station Wagon (GW)

1.9

1840 ccm	66 kW	FPY3	02.98 - 01.00	ALT		4 PK 920
				PS	- AC	5 PK 1030
				PS	+ AC	5 PK 1165
				CAM		ZRK 1209
				CAM		KT 1394

1.9

1840 ccm	74 kW	FP9A	01.00 - 10.02	ALT		4 PK 920
				PS	- AC	5 PK 1030
				PS	+ AC	5 PK 1165
				CAM		ZRK 1209
				CAM		KT 1394

2.0

1991 ccm	85 kW	FS	02.98 - 10.02	ALT		4 PK 920
				PS	- AC	5 PK 1030
				PS	+ AC	5 PK 1165



MAZDA

626 V Station Wagon (GW)

2.0

1991 ccm	85 kW	FS	02.98 - 10.02	CAM CAM		ZRK 1210 KT 1270
----------	-------	----	---------------	------------	--	---------------------

2.0 H.P.

1991 ccm	100 kW	FS2C	02.98 - 10.02	ALT PS PS CAM CAM	- AC + AC	4 PK 920 5 PK 1030 5 PK 1165 ZRK 1210 KT 1270
----------	--------	------	---------------	-------------------------------	--------------	---

2.0 DITD

1998 ccm	66 kW	RF3F	09.99 - 10.02	CAM CAM CAM W-P; CAM		ZRK 1586 KT 1459 KT 1503 KT 1503 W1
----------	-------	------	---------------	-------------------------------	--	--

2.0 Turbo DI

1998 ccm	74 kW	RF4F	04.98 - 10.02	CAM CAM CAM W-P; CAM		ZRK 1586 KT 1459 KT 1503 KT 1503 W1
----------	-------	------	---------------	-------------------------------	--	--

2.0 TD

1998 ccm	81 kW		10.00 - 10.02	CAM CAM CAM W-P; CAM		ZRK 1586 KT 1459 KT 1503 KT 1503 W1
----------	-------	--	---------------	-------------------------------	--	--

6 Hatchback (GG)

1.8

1798 ccm	88 kW	L813	08.02 - 08.07	ALT ALT ALT	- AC + AC FROM: 03.05; MTR-CODE: L829	6 PK 2160 6 PK 2255 6 PK 2260
----------	-------	------	---------------	-------------------	---	-------------------------------------

2.0

1999 ccm	104 kW	LF17;LF18	08.02 - 08.07	ALT ALT	- AC + AC	6 PK 2160 6 PK 2255
----------	--------	-----------	---------------	------------	--------------	------------------------

2.0

1999 ccm	108 kW	LFF7	03.05 - 08.07	ALT		6 PK 2260
----------	--------	------	---------------	-----	--	-----------

2.3

2261 ccm	122 kW	L3C1	08.02 - 08.07	ALT ALT	MTR-CODE: L333;L3C1;L3C9; - AC MTR-CODE: L333;L3C1;L3C9; + AC	6 PK 2215 6 PK 2305
----------	--------	------	---------------	------------	--	------------------------

2.0 DI

1998 ccm	89 kW	RF5C	08.02 - 08.07	ALT ALT ALT CAM CAM CAM W-P; CAM	- AC FROM: 03.05; MTR-CODE: RF7J MTR-CODE: RF5C; + AC UNTIL: 02.05; MTR-CODE: RF5C MTR-CODE: RF7J; FROM: 03.05 UNTIL: 02.05 FROM: 06.05	8 PK 1175 8 PK 1225 8 PK 1225 ZRK 1589 KT 1502 KT 1499 KT 1502 W1
----------	-------	------	---------------	--	---	---

2.0 DI

1998 ccm	100 kW	RF5C	08.02 - 08.07	ALT ALT CAM CAM CAM W-P; CAM	- AC + AC UNTIL: 02.05; MTR-CODE: RF5C FROM: 03.05; MTR-CODE: RF7J UNTIL: 02.05 FROM: 06.05	8 PK 1175 8 PK 1225 ZRK 1589 KT 1502 KT 1499 KT 1502 W1
----------	--------	------	---------------	---	--	--

2.0 DI

1998 ccm	105 kW	RF7J	06.05 - 08.07	ALT CAM CAM W-P; CAM		8 PK 1225 ZRK 1542 KT 1502 KT 1502 W1
----------	--------	------	---------------	-------------------------------	--	--

6 (GG)

1.8

1798 ccm	88 kW	L813	08.02 - 08.07	ALT ALT ALT	- AC + AC FROM: 03.05; MTR-CODE: L829	6 PK 2160 6 PK 2255 6 PK 2260
----------	-------	------	---------------	-------------------	---	-------------------------------------

2.0

1999 ccm	104 kW	LF17;LF18	06.02 - 08.07	ALT ALT	- AC + AC	6 PK 2160 6 PK 2255
----------	--------	-----------	---------------	------------	--------------	------------------------



MAZDA

6 (GG)

2.0						
1999 ccm	108 kW	LFF7	03.05 - 08.07	ALT		6 PK 2260
2.3						
2261 ccm	122 kW	L3C1	06.02 - 08.07	ALT	MTR-CODE: L333;L3C1;L3C9; - AC	6 PK 2215
				ALT	MTR-CODE: L333;L3C1;L3C9; + AC	6 PK 2305
2.3 MPS Turbo						
2261 ccm	191 kW	L3KG	12.05 - 08.07	ALT		6 PK 2315
2.0 DI						
1998 ccm	89 kW	RF5C	08.02 - 08.07	ALT	- AC	8 PK 1175
				ALT	FROM: 03.05; MTR-CODE: RF7J	8 PK 1225
				ALT	MTR-CODE: RF5C; + AC	8 PK 1225
				CAM	UNTIL: 02.05; MTR-CODE: RF5C	ZRK 1589
				CAM	MTR-CODE: RF7J; FROM: 03.05	KT 1502
				CAM	UNTIL: 02.05	KT 1499
				W-P; CAM	FROM: 06.05	KT 1502 W1
2.0 DI						
1998 ccm	100 kW	RF5C	06.02 - 08.07	ALT	FROM: 10.02; - AC	8 PK 1175
				ALT	FROM: 10.02; + AC	8 PK 1225
				CAM	UNTIL: 02.05; MTR-CODE: RF5C	ZRK 1589
				CAM	MTR-CODE: RF7J; FROM: 03.05	KT 1502
				CAM	UNTIL: 02.05	KT 1499
				W-P; CAM	FROM: 06.05	KT 1502 W1
2.0 DI						
1998 ccm	105 kW	RF7J	06.05 - 08.07	ALT		8 PK 1225
				CAM		ZRK 1542
				CAM		KT 1502
				W-P; CAM		KT 1502 W1

6 Station Wagon (GY)

1.8						
1798 ccm	88 kW	L813	08.02 - 08.07	ALT	- AC	6 PK 2160
				ALT	+ AC	6 PK 2255
				ALT	FROM: 03.05; MTR-CODE: L829	6 PK 2260
2.0						
1999 ccm	104 kW	LF17;LF18	08.02 - 08.07	ALT	- AC	6 PK 2160
				ALT	+ AC	6 PK 2255
2.0						
1999 ccm	108 kW	LFF7	03.05 - 08.07	ALT		6 PK 2260
2.3 AWD						
2261 ccm	119 kW	L3C1	11.02 - 08.07	ALT	- AC	6 PK 2215
				ALT	+ AC	6 PK 2305
2.3						
2261 ccm	122 kW	L3C1	08.02 - 08.07	ALT	MTR-CODE: L333;L3C1; - AC	6 PK 2215
				ALT	MTR-CODE: L333;L3C1; + AC	6 PK 2305
2.0 DI						
1998 ccm	89 kW	RF5C	08.02 - 08.07	ALT	- AC	8 PK 1175
				ALT	FROM: 03.05; MTR-CODE: RF7J	8 PK 1225
				ALT	MTR-CODE: RF5C; + AC	8 PK 1225
				CAM	UNTIL: 02.05; MTR-CODE: RF5C	ZRK 1589
				CAM	MTR-CODE: RF7J; FROM: 03.05	KT 1502
				CAM	UNTIL: 02.05	KT 1499
				W-P; CAM	FROM: 06.05	KT 1502 W1
2.0 CiTD 4x4						
1998 ccm	89 kW	RF5C	10.02 - 02.05	ALT	- AC	8 PK 1175
				ALT	+ AC	8 PK 1225
				CAM		ZRK 1449
2.0 DI						
1998 ccm	100 kW	RF5C	08.02 - 08.07	ALT	- AC	8 PK 1175
				ALT	+ AC	8 PK 1225
				CAM	UNTIL: 02.05; MTR-CODE: RF5C	ZRK 1589
				CAM	FROM: 03.05; MTR-CODE: RF7J	KT 1502
				CAM	UNTIL: 02.05	KT 1499
				W-P; CAM	FROM: 06.05	KT 1502 W1
2.0 DI						
1998 ccm	105 kW	RF7J	06.05 - 08.07	ALT		8 PK 1225
				CAM		ZRK 1542



MAZDA

6 Station Wagon (GY)

2.0 DI

1998 ccm	105 kW	RF7J	06.05 - 08.07	CAM W-P; CAM	KT 1502 KT 1502 W1
----------	--------	------	---------------	-----------------	-----------------------

2.0 CiTD 4x4

1998 ccm	100 kW	RF5C	10.02 - 02.05	ALT ALT CAM CAM	- AC + AC MTR-CODE: RF5C	8 PK 1175 8 PK 1225 ZRK 1589 KT 1499
----------	--------	------	---------------	--------------------------	--------------------------------	---

6 Sport (GH)

1.8 MZR

1798 ccm	88 kW	L813	08.07 -	ALT	6 PK 2240
----------	-------	------	---------	-----	-----------

2.0 MZR

1999 ccm	108 kW	LF17	08.07 -	ALT	6 PK 2240
----------	--------	------	---------	-----	-----------

2.5 MZR

2488 ccm	125 kW	L5-VE	08.07 -	ALT	6 PK 2285
----------	--------	-------	---------	-----	-----------

2.0 MZR-CD

1998 ccm	103 kW	RF7J	08.07 -	ALT CAM CAM W-P; CAM	8 PK 1230 ZRK 1542 KT 1502 KT 1502 W1
----------	--------	------	---------	-------------------------------	--

6 (GH)

1.8 MZR

1798 ccm	88 kW	L813	08.07 -	ALT	6 PK 2240
----------	-------	------	---------	-----	-----------

2.0 MZR

1999 ccm	108 kW	LF17	08.07 -	ALT	6 PK 2240
----------	--------	------	---------	-----	-----------

2.5 MZR

2488 ccm	125 kW	L5-VE	08.07 -	ALT	6 PK 2285
----------	--------	-------	---------	-----	-----------

2.0 MZR-CD

1998 ccm	103 kW	RF7J	08.07 -	ALT CAM CAM W-P; CAM	8 PK 1230 ZRK 1542 KT 1502 KT 1502 W1
----------	--------	------	---------	-------------------------------	--

6 Sport Kombi (GH)

1.8 MZR

1798 ccm	88 kW	L813	02.08 -	ALT	6 PK 2240
----------	-------	------	---------	-----	-----------

2.0 MZR

1999 ccm	108 kW	LF17	02.08 -	ALT	6 PK 2240
----------	--------	------	---------	-----	-----------

2.5 MZR

2488 ccm	125 kW	L5-VE	02.08 -	ALT	6 PK 2285
----------	--------	-------	---------	-----	-----------

2.0 MZR-CD

1998 ccm	103 kW	RF7J	02.08 -	ALT CAM CAM W-P; CAM	8 PK 1230 ZRK 1542 KT 1502 KT 1502 W1
----------	--------	------	---------	-------------------------------	--

929 IV (HD)

3.0 i

2954 ccm	140 kW	JEZE	07.91 - 03.96	ALT	FROM: 10.92	4 PK 1005
----------	--------	------	---------------	-----	-------------	-----------

B-SERIE (UF)

2.6 4WD

2555 ccm	73 kW	4G54	01.87 - 10.90	ALT	FROM: 11.89	AVX 13 x 1060
----------	-------	------	---------------	-----	-------------	---------------

2.6 12V 4WD

2606 ccm	90 kW	G6MPV	01.90 - 06.99	ALT	UNTIL: 03.96	AVX 13 x 1060
----------	-------	-------	---------------	-----	--------------	---------------

2.6

2605 ccm	91 kW	G6	12.89 - 07.91	ALT		AVX 13 x 1060
----------	-------	----	---------------	-----	--	---------------

B-SERIE (UN)

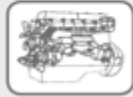
2.6 12V 4WD

2606 ccm	90 kW	JK26	06.99 -	ALT	UNTIL: 07.02	AVX 13 x 1060
----------	-------	------	---------	-----	--------------	---------------

CX-7 (ER)

2.3 MZR DISI Turbo

2261 ccm	190 kW	L3-VDT	10.07 -	ALT ALT	+ AUTO-TM + MAN-TM	6 PK 2285 6 PK 2315
----------	--------	--------	---------	------------	-----------------------	------------------------



MAZDA

CX-7 (ER)

2.3 MZR DISI Turbo

2261 ccm	191 kW	L3-VDT	09.09 -	ALT	+ AUTO-TM	6 PK 2285
				ALT	+ MAN-TM	6 PK 2315

CX-9 (TB)

3.7

3726 ccm	204 kW		01.07 -	ALT	FROM: 07.07	6 PK 1138
----------	--------	--	---------	-----	-------------	-----------

3.7 AWD

3726 ccm	204 kW	CA	01.07 -	ALT	FROM: 07.07	6 PK 1138
----------	--------	----	---------	-----	-------------	-----------

DEMIO (DW)

1.3 16V

1324 ccm	46 kW	B3 ME	08.98 -	ALT	MTR-CODE: B32L;B34P;B35J	4 PK 884
				ALT	MTR-CODE: B33L;B34P	4 PK 884
				PS	MTR-CODE: B32L;B34P;B35J; - AC	4 PK 850
				PS	MTR-CODE: B32L;B34P;B35J; + AC	4 PK 954
				PS	MTR-CODE: B33L;B34P; + AC	4 PK 875
				CAM		ZRK 1071
				CAM		KT 1243

1.3 i 16V

1324 ccm	53 kW	B3 (16V)	08.98 - 04.00	ALT		4 PK 884
				PS	- AC	4 PK 850
				PS	+ AC	4 PK 954
				CAM		ZRK 1071
				CAM		KT 1243

1.5 16V

1498 ccm	55 kW	B5 E	04.00 -	ALT		4 PK 875
				PS	+ AC	4 PK 875
				CAM		ZRK 1071
				CAM		KT 1243

MPV I (LV)

3.0 i V6

2954 ccm	109 kW	JE94	05.96 - 09.99	CAM		ZRK 1228
----------	--------	------	---------------	-----	--	----------

3.0 i V6 (LV10)

2954 ccm	113 kW	JE94	03.95 - 09.99	CAM	FROM: 01.96	ZRK 1228
----------	--------	------	---------------	-----	-------------	----------

MPV II (LW)

2.0

1991 ccm	88 kW	FS	08.00 - 07.02	ALT		4 PK 925
				PS	+ AC	5 PK 1165
				CAM		ZRK 1210
				CAM		KT 1270

2.0

1991 ccm	90 kW	FS-DS	09.99 - 08.00	ALT		4 PK 925
				PS	+ AC	5 PK 1165
				CAM		ZRK 1210
				CAM		KT 1270

2.3

2261 ccm	104 kW	L3	07.02 - 02.06	ALT		6 PK 2285
----------	--------	----	---------------	-----	--	-----------

2.0 DI

1998 ccm	100 kW	RF5C	07.02 - 02.06	ALT		8 PK 1230
				CAM	MTR-CODE: RF5C	ZRK 1589
				CAM		KT 1499

MX-3 (EC)

1.6 i

1598 ccm	65 kW	B69	07.91 -	AC-C		4 PK 1005
				ALT		4 PK 884
				PS		4 PK 890
				CAM	FROM: 11.93; DOHC	ZRK 1281
				CAM	UNTIL: 10.93; SOHC	ZRK 1071
				CAM	FROM: 11.93; DOHC	KT 1069
				CAM	UNTIL: 10.93; SOHC	KT 1243

1.6 i

1598 ccm	79 kW	B6D	01.94 -	AC-C		4 PK 1015
				ALT		4 PK 884
				PS		4 PK 890



MAZDA

MX-3 (EC)

1.6 i

1598 ccm	79 kW	B6D	01.94 -	CAM		ZRK 1281
				CAM		KT 1069

1.8 i V6

1845 ccm	95 kW	K838	01.94 -	ALT	- AC	5 PK 860
				ALT	+ AC	5 PK 1015
				PS		4 PK 920
				CAM		ZRK 1234
				CAM		KT 1280

1.8 i V6

1845 ccm	98 kW	K819	01.92 - 01.94	ALT	- AC	5 PK 860
				ALT	+ AC	5 PK 1015
				PS		4 PK 920
				CAM		ZRK 1234
				CAM		KT 1280

MX-5 I (NA)

1.6

1598 ccm	66 kW		01.95 - 04.98	PS	- AC	4 PK 855
				PS	+ AC	4 PK 954
				CAM		ZRK 1281
				CAM		KT 1069

1.6

1598 ccm	85 kW	B64F	05.90 - 01.94	PS	- AC	4 PK 855
				PS	+ AC	4 PK 954
				CAM		ZRK 1281
				CAM		KT 1069

1.8

1839 ccm	96 kW	BPF1	09.93 - 12.97	ALT		4 PK 884
				PS		4 PK 855

1.8

1840 ccm	96 kW	BP (DOHC);BPF1	02.94 - 04.98	ALT		4 PK 884
				PS		4 PK 855
				CAM		ZRK 1281
				CAM		KT 1069

MX-5 II (NB)

1.6 16V

1598 ccm	81 kW	B6D	05.98 - 10.05	ALT	FROM: 08.00; MTR-CODE: B6MU	4 PK 884
				ALT	MTR-CODE: B6MC	4 PK 884
				PS	FROM: 08.00; MTR-CODE: B6MU; - AC	4 PK 860
				PS	FROM: 08.00; MTR-CODE: B6MU; + AC	4 PK 950
				PS	MTR-CODE: B6MC; - AC	4 PK 860
				PS	UNTIL CHA-NO.: BPF3-15-909A; MTR-CODE: B6MC; + AC	4 PK 950
				CAM		ZRK 1281
				CAM		KT 1069

1.8

1839 ccm	103 kW	BPD	01.98 - 07.02	ALT		4 PK 884
				PS	- AC	4 PK 860
				PS	+ AC	4 PK 950
				CAM		ZRK 1281
				CAM		KT 1069

1.8 16V

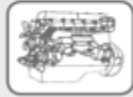
1840 ccm	102 kW	BPD	11.00 - 10.05	ALT		4 PK 884
				PS	- AC	4 PK 860
				PS	+ AC	4 PK 950
				CAM		ZRK 1281
				CAM		KT 1069

1.8 16V

1840 ccm	103 kW	BP-ZE	05.98 - 10.05	ALT		4 PK 884
				PS	- AC	4 PK 860
				PS	+ AC	4 PK 950
				CAM		ZRK 1281
				CAM		KT 1069

1.8

1839 ccm	107 kW		08.02 - 10.05	ALT		4 PK 884
----------	--------	--	---------------	-----	--	----------



MAZDA

MX-5 II (NB)

1.8						
1839 ccm	107 kW		08.02 - 10.05	PS	- AC	4 PK 860
				PS	+ AC	4 PK 950
				CAM		ZRK 1281
				CAM		KT 1069

1.8 16V

1840 ccm	107 kW	BPD	11.00 - 10.05	ALT		4 PK 884
				PS	- AC	4 PK 860
				PS	+ AC	4 PK 950
				CAM		ZRK 1281
				CAM		KT 1069

MX-5 III (NC)

1.8						
1798 ccm	93 kW	L828;L8-DE	03.05 -	ALT	FROM: 10.08; - AC	6 PK 2170
				ALT	FROM: 10.08; + AC	6 PK 2255
				ALT	FROM: 11.05; UNTIL: 10.08; - AC	6 PK 2160
				ALT	FROM: 11.05; UNTIL: 10.08; + AC	6 PK 2245

2.0

1999 ccm	118 kW	LF62;LF-DE	03.05 -	ALT	FROM: 10.08; - AC	6 PK 2170
				ALT	FROM: 10.08; + AC	6 PK 2255
				ALT	UNTIL: 10.08; - AC	6 PK 2160
				ALT	UNTIL: 10.08; + AC	6 PK 2245

MX-6 (GE)

2.0						
1991 ccm	85 kW	FS	02.92 - 02.97	ALT	FROM: 02.93	4 PK 920
				PS	FROM: 02.93; - AC	5 PK 1030
				PS	FROM: 02.93; + AC	5 PK 1165
				CAM		ZRK 1210
				CAM		KT 1270

2.5 i 24V

2497 ccm	120 kW	KL	08.94 - 02.97	ALT	- AC	5 PK 860
				ALT	+ AC	5 PK 1015
				PS		4 PK 920
				CAM		ZRK 1234
				CAM		KT 1280

2.5 24V

2497 ccm	121 kW	KL	02.92 - 02.97	ALT	FROM: 02.93; - AC	5 PK 860
				ALT	FROM: 02.93; + AC	5 PK 1015
				PS	FROM: 02.93	4 PK 920
				CAM		ZRK 1234
				CAM		KT 1280

PREMACY (CP)

1.8						
1840 ccm	74 kW	FP	07.99 - 03.05	ALT		4 PK 920
				PS	- AC	5 PK 1030
				PS	+ AC	5 PK 1165
				CAM		ZRK 1209
				CAM		KT 1394

1.9

1840 ccm	84 kW	FP	07.99 - 03.05	ALT		4 PK 920
				PS	- AC	5 PK 1030
				PS	+ AC	5 PK 1165
				CAM		ZRK 1209
				CAM		KT 1394

2.0

1991 ccm	96 kW	FS7E;FS7G	11.01 - 03.05	ALT		4 PK 920
				PS	- AC	5 PK 1030
				PS	+ AC	5 PK 1165
				CAM		ZRK 1210
				CAM		KT 1270

2.0

1999 ccm	107 kW	LFF7	02.05 - 03.05	ALT		6 PK 1305
----------	--------	------	---------------	-----	--	-----------

2.0 TD

1998 ccm	66 kW	RF3F	10.99 - 07.00	CAM		ZRK 1586
				CAM		KT 1459



MAZDA

PREMACY (CP)

2.0 TD						
1998 ccm	66 kW	RF3F	10.99 - 07.00	CAM		KT 1503
				W-P; CAM		KT 1503 W1

2.0 TD						
1998 ccm	74 kW	RF4F	07.00 - 03.05	CAM		ZRK 1586
				CAM		KT 1459
				CAM		KT 1503
				W-P; CAM		KT 1503 W1

RX 7 III (FD)

Wankel Twin Turbo

1308 ccm	176 kW	RE13B	07.92 - 08.02	ALT		5 PK 1355
				PS	- AC	6 PK 925
				PS	+ AC	6 PK 1045

RX 8 (SE17)

2.6 Wankel						
1308 ccm	141 kW	13B-MSP	10.03 - 06.12	AC-C		4 PK 780
				ALT		5 PK 820

2.6 Wankel						
1308 ccm	170 kW	13B-MSP	10.03 - 06.12	AC-C		4 PK 780
				ALT		5 PK 820

2.6 Wankel						
1308 ccm	177 kW	13B-MSP	11.03 - 06.12	AC-C		4 PK 780
				ALT		5 PK 820

TRIBUTE (EP)

2.0						
1989 ccm	91 kW	YF	03.00 - 05.08	ALT	FROM: 01.01; - AC	6 PK 1975
				ALT	FROM: 01.01; + AC	6 PK 2100
				CAM		ZRK 1184

2.0 4WD						
1989 ccm	91 kW	YF	03.00 - 05.08	ALT	FROM: 01.01; - AC	6 PK 1975
				ALT	FROM: 01.01; + AC	6 PK 2100
				CAM		ZRK 1184

3.0 V6 24V 4WD						
2967 ccm	145 kW	AJ	03.00 - 05.08	ALT	FROM: 11.00	6 PK 2080
				W-P	FROM: 11.00; UNTIL: 08.03	3 PK 685

XEDOS 6 (CA)

1.6 16V						
1598 ccm	79 kW	B6 (DOHC)	06.94 - 10.99	ALT	MTR-CODE: B69N;B6EW	4 PK 884
				ALT	MTR-CODE: B6EW;B6EX	4 PK 884
				PS	MTR-CODE: B69N;B6EW; - AC	4 PK 890
				PS	MTR-CODE: B69N;B6EW; + AC	4 PK 1005
				PS	MTR-CODE: B6EW;B6EX; - AC	4 PK 890
				PS	MTR-CODE: B6EW;B6EX; + AC	4 PK 1005
				CAM		ZRK 1281
				CAM		KT 1069

1.6 16V						
1598 ccm	83 kW	B69	08.92 - 05.94	ALT		4 PK 884
				PS	- AC	4 PK 890
				PS	+ AC	4 PK 1005
				CAM		ZRK 1281
				CAM		KT 1069

2.0 V6						
1995 ccm	103 kW	KF1	06.94 - 10.99	ALT	MTR-CODE: KF27; - AC	5 PK 860
				ALT	MTR-CODE: KF27; + AC	5 PK 1015
				PS	MTR-CODE: KF27	4 PK 920
				CAM		ZRK 1234
				CAM		KT 1280

2.0 V6						
1995 ccm	106 kW	KF1	01.92 - 05.94	ALT	MTR-CODE: KF27; - AC	5 PK 860
				ALT	MTR-CODE: KF27; + AC	5 PK 1015
				PS	MTR-CODE: KF27	4 PK 920
				CAM		ZRK 1234
				CAM		KT 1280



MAZDA

XEDOS 9 (TA)

2.0 24V

1995 ccm	105 kW	KF	08.93 - 01.00	ALT	- AC	5 PK 860
				ALT	OE-NO.: K80515908A/B; + AC	5 PK 1015
				ALT	OE-NO.: KL7015908A/KL4715908; + AC	5 PK 1000
				PS		4 PK 920
				CAM		ZRK 1234
				CAM		KT 1280

2.3 24V

2255 ccm	155 kW	KJ -ZEM	02.95 - 01.00	ALT	MTR-CODE: KJ15;KJ17;KJY5	7 PK 1605
----------	--------	---------	---------------	-----	--------------------------	-----------

2.5 24V

2497 ccm	123 kW	KL	07.93 - 07.00	ALT	MTR-CODE: KL68;KLL2;KLR4; - AC	5 PK 860
				ALT	MTR-CODE: KL68;KLL2;KLR4; OE-NO.: K80515908A/B; + AC	5 PK 1015
				ALT	MTR-CODE: KL68;KLL2;KLR4; OE-NO.: KL7015908A/KL4715908; + AC	5 PK 1000
				ALT	MTR-CODE: KL68;KLL2;KLR4;KLZ5; - AC	5 PK 860
				ALT	MTR-CODE: KL68;KLL2;KLR4;KLZ5; OE-NO.: K80515908A/B; + AC	5 PK 1015
				ALT	MTR-CODE: KL68;KLL2;KLR4;KLZ5; OE-NO.: KL7015908A/KL4715908; + AC	5 PK 1000
				PS	MTR-CODE: KL68;KLL2;KLR4	4 PK 920
				PS	MTR-CODE: KL68;KLL2;KLR4;KLZ5	4 PK 920
				CAM		ZRK 1234
				CAM		KT 1280

2.5 V6

2497 ccm	120 kW	KL	07.00 - 09.02	ALT	MTR-CODE: KL68;KLL2;KLR4;KLZ5; - AC	5 PK 860
				ALT	MTR-CODE: KL68;KLL2;KLR4;KLZ5; OE-NO.: K80515908A/B; + AC	5 PK 1015
				ALT	MTR-CODE: KL68;KLL2;KLR4;KLZ5; OE-NO.: KL7015908A/KL4715908; + AC	5 PK 1000
				ALT	MTR-CODE: KLR4; - AC	5 PK 1000
				ALT	MTR-CODE: KLR4; + AC	5 PK 1015
				PS	MTR-CODE: KL68;KLL2;KLR4;KLZ5	4 PK 920
				PS	MTR-CODE: KLR4	4 PK 905
				CAM		ZRK 1234
				CAM		KT 1280

MEGA

CLUB

1.4 i

1361 ccm	55 kW		01.92 - 06.99	ALT	FROM: 03.94; + AC	5 PK 1025
----------	-------	--	---------------	-----	-------------------	-----------

1.4 i 4x4

1361 ccm	55 kW		01.92 - 06.99	ALT	FROM: 09.95; + AC	5 PK 1025
----------	-------	--	---------------	-----	-------------------	-----------

CLUB II

1.4 i

1361 ccm	55 kW		06.99 -	ALT	+ AC	5 PK 1025
----------	-------	--	---------	-----	------	-----------

MONTE CARLO

6.0 V12

5987 ccm	290 kW		01.98 -	ALT	OE-NO.: 0119976792	6 PK 2585
				ALT	OE-NO.: 0119976892	6 PK 2535

MERCEDES-BENZ

A-KLASSE (W168)

A 140 (168.031, 168.131)

1397 ccm	60 kW	M 166.940	07.97 - 08.04	ALT	- AC	5 PK 1290
				ALT	+ AC	5 PK 1750

A 140 (168.031, 168.131)

1598 ccm	60 kW	M 166.960	01.01 - 08.04	ALT	- AC	5 PK 1290
				ALT	+ AC	5 PK 1750

A 160 (168.033, 168.133)

1598 ccm	75 kW	M 166.960	07.97 - 08.04	ALT	- AC	5 PK 1290
				ALT	+ AC	5 PK 1750

A 190 (168.032, 168.132)

1898 ccm	92 kW	M 166.990	03.99 - 08.04	ALT	- AC	5 PK 1290
				ALT	+ AC	5 PK 1750



MERCEDES-BENZ

A-KLASSE (W168)

A 210 (168.035, 168.135)

2084 ccm	103 kW	M 166.995	03.02 - 08.04	ALT	- AC	5 PK 1290
				ALT	+ AC	5 PK 1750

A 160 CDI (168.007)

1689 ccm	44 kW	OM 668.941	07.98 - 02.01	ALT	- AC	5 PK 1270
				ALT	+ AC	5 PK 1720

A 160 CDI (168.006)

1689 ccm	55 kW	OM 668.940	02.01 - 08.04	ALT	- AC	5 PK 1260
				ALT	+ AC	5 PK 1715

A 170 CDI (168.008)

1689 ccm	66 kW	OM 668.940	07.98 - 02.01	ALT	- AC	5 PK 1270
				ALT	+ AC	5 PK 1720

A 170 CDI (168.009, 168.109)

1689 ccm	70 kW	OM 668.942	02.01 - 08.04	ALT	- AC	5 PK 1260
				ALT	+ AC	5 PK 1715

A-KLASSE (W169)

A 150 (169.031, 169.331)

1498 ccm	70 kW	M 266.920	09.04 - 06.12	ALT	- AC	5 PK 1300
				ALT	+ AC	5 PK 1765

A 160 (169.031, 169.331)

1498 ccm	70 kW	M 266.920	04.09 - 06.12	ALT	- AC	5 PK 1300
				ALT	+ AC	5 PK 1765

A 170 (169.032, 169.332)

1699 ccm	85 kW	M 266.940	09.04 - 06.12	ALT	- AC	5 PK 1300
				ALT	+ AC	5 PK 1765

A 180 (169.032, 169.332)

1699 ccm	85 kW	M 266.940	04.09 - 06.12	ALT	- AC	5 PK 1300
				ALT	+ AC	5 PK 1765

A 200 (169.033, 169.333)

2034 ccm	100 kW	M 266.960	09.04 - 06.12	ALT	- AC	5 PK 1300
				ALT	+ AC	5 PK 1765

A 200 TURBO (169.034, 169.334)

2034 ccm	142 kW	M 266.980	09.05 - 06.12	ALT	- AC	5 PK 1300
				ALT	+ AC	5 PK 1765

A 160 CDI (169.006, 169.306)

1991 ccm	60 kW	OM 640.942	09.04 - 06.12	ALT	- AC	5 PK 1310
----------	-------	------------	---------------	-----	------	-----------

A 200 CDI (169.008, 169.308)

1991 ccm	103 kW	OM 640.941	09.04 - 06.12	ALT	- AC	5 PK 1310
----------	--------	------------	---------------	-----	------	-----------

B-KLASSE (W245)

B 150 (245.231)

1498 ccm	70 kW	M 266.920	03.05 - 11.11	ALT	- AC	5 PK 1300
				ALT	+ AC	5 PK 1765

B 160 (245.231)

1498 ccm	70 kW	M 266.920	04.09 - 11.11	ALT	- AC	5 PK 1300
				ALT	+ AC	5 PK 1765

B 170 (245.232)

1699 ccm	85 kW	M 266.940	03.05 - 11.11	ALT	- AC	5 PK 1300
				ALT	+ AC	5 PK 1765

B 180 (245.232)

1699 ccm	85 kW	M 266.940	04.09 - 11.11	ALT	- AC	5 PK 1300
				ALT	+ AC	5 PK 1765

B 200 (245.233)

2034 ccm	100 kW	M 266.960	03.05 - 11.11	ALT	- AC	5 PK 1300
				ALT	+ AC	5 PK 1765

B 200 TURBO (245.234)

2034 ccm	142 kW	M 266.980	03.05 - 11.11	ALT	- AC	5 PK 1300
				ALT	+ AC	5 PK 1765

B 180 CDI (245.207)

1991 ccm	80 kW	OM 640.940	03.05 - 11.11	ALT	- AC	5 PK 1310
				ALT	+ AC	5 PK 1745

B 200 CDI (245.208)

1991 ccm	103 kW	OM 640.941	03.05 - 11.11	ALT	- AC	5 PK 1310
----------	--------	------------	---------------	-----	------	-----------

B 170 NGT (245.233)

2034 ccm	85 kW	M 266.960	04.08 - 11.11	ALT	- AC	5 PK 1300
----------	-------	-----------	---------------	-----	------	-----------



MERCEDES-BENZ

B-KLASSE (W245)

B 170 NGT (245.233)

2034 ccm 85 kW M 266.960 04.08 - 11.11 ALT + AC 5 PK 1765

B 180 NGT (245.233)

2034 ccm 85 kW M 266.960 04.08 - 11.11 ALT - AC 5 PK 1300
ALT + AC 5 PK 1765

VANEO (414)

1.6 (414.700)

1598 ccm 60 kW M 166.961 02.02 - 07.05 ALT - AC 5 PK 1290
ALT + AC 5 PK 1750

1.6 (414.700)

1598 ccm 75 kW M 166.961 02.02 - 07.05 ALT - AC 5 PK 1290
ALT + AC 5 PK 1750

1.9 (414.700)

1898 ccm 92 kW M 166.991 02.02 - 07.05 ALT - AC 5 PK 1290
ALT + AC 5 PK 1750

1.7 CDI (414.700)

1689 ccm 55 kW OM 668.914 02.02 - 07.05 ALT + AC 5 PK 1715
PS - AC 5 PK 1260

1.7 CDI (414.700)

1689 ccm 67 kW OM 668.914 02.02 - 07.05 ALT + AC 5 PK 1715
PS - AC 5 PK 1260

C-KLASSE (W202)

C 180 (202.018)

1799 ccm 90 kW M 111.920;M 111.921 03.93 - 05.00 ALT FROM: 01.96; - AC; + NIV 6 PK 2055
ALT FROM: 01.96; + AC; + NIV 6 PK 2140
ALT FROM: 01.96; + AC; + NIV 6 PK 2155
ALT UNTIL: 12.95; - AC 6 PK 2040
ALT UNTIL: 12.95; + AC 6 PK 2140

C 200 (202.020)

1998 ccm 100 kW M 111.941;M 111.945 01.94 - 05.00 ALT FROM: 01.96; - AC; + NIV 6 PK 2055
ALT FROM: 01.96; + AC; + NIV 6 PK 2140
ALT FROM: 01.96; + AC; + NIV 6 PK 2155
ALT UNTIL: 12.95; - AC 6 PK 2040
ALT UNTIL: 12.95; + AC 6 PK 2140

C 200 Kompressor (202.025)

1998 ccm 132 kW M 111.944 10.95 - 05.00 AIR-C 6 PK 1330
ALT - AC; + NIV 6 PK 1775
ALT + AC; + NIV 6 PK 1863
ALT + AC; + NIV 6 PK 1870
ALT + NIV; - AC 6 PK 1760

C 200 Kompressor (202.025)

1998 ccm 141 kW M 111.944 11.96 - 05.00 AIR-C 6 PK 1330
ALT - AC; + NIV 6 PK 1775
ALT + AC; + NIV 6 PK 1863
ALT + AC; + NIV 6 PK 1870
ALT + NIV; - AC 6 PK 1760

C 220 (202.022)

2199 ccm 110 kW M 111.961 03.93 - 05.00 ALT FROM: 01.96; - AC; + NIV 6 PK 2055
ALT FROM: 01.96; + AC; + NIV 6 PK 2140
ALT FROM: 01.96; + AC; + NIV 6 PK 2155
ALT UNTIL: 12.95; - AC 6 PK 2040
ALT UNTIL: 12.95; + AC 6 PK 2140

C 230 (202.023)

2295 ccm 110 kW M 111.974 06.96 - 06.97 ALT - AC 6 PK 2040
ALT + AC; + NIV 6 PK 2140
ALT + AC; + NIV 6 PK 2155

C 230 Kompressor (202.024)

2295 ccm 142 kW M 111.975 10.95 - 05.00 ALT 6 PK 1330
PS - AC; + NIV 6 PK 1775
PS + AC; + NIV 6 PK 1863
PS + AC; + NIV 6 PK 1870
PS + NIV; - AC 6 PK 1760

C 240 (202.026)

2398 ccm 125 kW M 112.910 06.97 - 05.00 ALT + AC 6 PK 2390



MERCEDES-BENZ

C-KLASSE (W202)

C 280 (202.028)

2799 ccm	142 kW	M 104.941	05.93 - 05.00	ALT	FROM MTR-NO: 004059; UNTIL MTR-NO: 006600; + MAN-TM; - AC; + NIV	6 PK 2140
				ALT	FROM MTR-NO: 004059; UNTIL MTR-NO: 006600; + MAN-TM; + AC; + NIV	6 PK 2228
				ALT	FROM MTR-NO: 004059; UNTIL MTR-NO: 006600; + MAN-TM; + AC; + NIV	6 PK 2245
				ALT	FROM MTR-NO: 004059; UNTIL MTR-NO: 006600; + MAN-TM; + NIV; - AC	6 PK 2130
				ALT	FROM MTR-NO: 006601; + MAN-TM; - AC; + NIV	6 PK 2120
				ALT	FROM MTR-NO: 006601; + MAN-TM; + AC; + NIV	6 PK 2205
				ALT	FROM MTR-NO: 006601; + MAN-TM; + AC; + NIV	6 PK 2228
				ALT	FROM MTR-NO: 006601; + MAN-TM; + NIV; - AC	6 PK 2100
				ALT	FROM MTR-NO: 034967; UNTIL MTR-NO: 075764; + AUTO-TM; - AC; + NIV	6 PK 2140
				ALT	FROM MTR-NO: 034967; UNTIL MTR-NO: 075764; + AUTO-TM; + AC; + NIV	6 PK 2228
				ALT	FROM MTR-NO: 034967; UNTIL MTR-NO: 075764; + AUTO-TM; + AC; + NIV	6 PK 2245
				ALT	FROM MTR-NO: 034967; UNTIL MTR-NO: 075764; + AUTO-TM; + NIV; - AC	6 PK 2130
				ALT	FROM MTR-NO: 075765; + AUTO-TM; - AC; + NIV	6 PK 2120
				ALT	FROM MTR-NO: 075765; + AUTO-TM; + AC; + NIV	6 PK 2205
				ALT	FROM MTR-NO: 075765; + AUTO-TM; + AC; + NIV	6 PK 2228
				ALT	FROM MTR-NO: 075765; + AUTO-TM; + NIV; - AC	6 PK 2100
				ALT	UNTIL MTR-NO: 004058; + MAN-TM; - AC	6 PK 2080
				ALT	UNTIL MTR-NO: 004058; + MAN-TM; + AC	6 PK 2176
				ALT	UNTIL MTR-NO: 034966; + AUTO-TM; - AC	6 PK 2080
				ALT	UNTIL MTR-NO: 034966; + AUTO-TM; + AC	6 PK 2176

C 280 (202.029)

2799 ccm	145 kW	M 112.920	06.97 - 05.00	ALT	+ AC	6 PK 2390
----------	--------	-----------	---------------	-----	------	-----------

C 36 AMG (202.028)

3606 ccm	206 kW	M 104.941 (AMG 3.6)	05.94 - 05.00	ALT	FROM MTR-NO: 004059; UNTIL MTR-NO: 006600; + MAN-TM; - AC; + NIV	6 PK 2140
				ALT	FROM MTR-NO: 004059; UNTIL MTR-NO: 006600; + MAN-TM; + AC; + NIV	6 PK 2228
				ALT	FROM MTR-NO: 004059; UNTIL MTR-NO: 006600; + MAN-TM; + AC; + NIV	6 PK 2245
				ALT	FROM MTR-NO: 006601; + MAN-TM; - AC; + NIV	6 PK 2120
				ALT	FROM MTR-NO: 006601; + MAN-TM; + AC; + NIV	6 PK 2205
				ALT	FROM MTR-NO: 006601; + MAN-TM; + AC; + NIV	6 PK 2228
				ALT	FROM MTR-NO: 006601; + MAN-TM; + NIV; - AC	6 PK 2100
				ALT	FROM MTR-NO: 034967; UNTIL MTR-NO: 075764; + AUTO-TM; - AC; + NIV	6 PK 2140
				ALT	FROM MTR-NO: 034967; UNTIL MTR-NO: 075764; + AUTO-TM; + AC; + NIV	6 PK 2228
				ALT	FROM MTR-NO: 034967; UNTIL MTR-NO: 075764; + AUTO-TM; + AC; + NIV	6 PK 2245
				ALT	FROM MTR-NO: 075765; + AUTO-TM; - AC; + NIV	6 PK 2120
				ALT	FROM MTR-NO: 075765; + AUTO-TM; + AC; + NIV	6 PK 2205
				ALT	FROM MTR-NO: 075765; + AUTO-TM; + AC; + NIV	6 PK 2228
				ALT	FROM MTR-NO: 075765; + AUTO-TM; + NIV; - AC	6 PK 2100
				ALT	UNTIL MTR-NO: 004058; + MAN-TM; - AC	6 PK 2080
				ALT	UNTIL MTR-NO: 004058; + MAN-TM; + AC	6 PK 2176
				ALT	UNTIL MTR-NO: 034966; + AUTO-TM; - AC	6 PK 2080
				ALT	UNTIL MTR-NO: 034966; + AUTO-TM; + AC	6 PK 2176
				HYD-P	FROM MTR-NO: 004059; UNTIL MTR-NO: 006600; + MAN-TM; + NIV; - AC	6 PK 2130
				HYD-P	FROM MTR-NO: 034967; UNTIL MTR-NO: 075764; + AUTO-TM; + NIV; - AC	6 PK 2130

C 43 AMG (202.033)

4266 ccm	225 kW	M 113.944	08.97 - 05.00	ALT		6 PK 2390
----------	--------	-----------	---------------	-----	--	-----------

C 200 D (202.120)

1997 ccm	55 kW	OM 601.913	03.93 - 05.00	ALT	- AC	6 PK 2055
				ALT	+ AC	6 PK 2120

C 200 D (202.122)

1997 ccm	65 kW	OM 604.915	10.96 - 05.00	ALT	- AC	6 PK 2055
				ALT	+ AC	6 PK 2120

C 200 CDI (202.134)

2151 ccm	75 kW	OM 611.960	03.98 - 05.00	ALT	- AC; + NIV	6 PK 2191
----------	-------	------------	---------------	-----	-------------	-----------



MERCEDES-BENZ

C-KLASSE (W202)

C 200 CDI (202.134)

2151 ccm	75 kW	OM 611.960	03.98 - 05.00	ALT	+ AC; + NIV	6 PK 2240
				ALT	+ AC; + NIV	6 PK 2270
				ALT	+ NIV; - AC	6 PK 2160

C 220 CDI (202.133)

2151 ccm	92 kW	OM 611.960	09.97 - 05.00	ALT	- AC; + NIV	6 PK 2191
				ALT	+ AC; + NIV	6 PK 2240
				ALT	+ AC; + NIV	6 PK 2270
				ALT	+ NIV; - AC	6 PK 2160

C 220 D

2155 ccm	55 kW	OM 604.910	07.96 - 05.00	ALT	- AC	6 PK 2055
				ALT	+ AC	6 PK 2120

C 220 D (202.121)

2155 ccm	70 kW	OM 604.910	08.93 - 05.00	ALT	- AC	6 PK 2055
				ALT	+ AC	6 PK 2120

C 250 D (202.125)

2497 ccm	83 kW	OM 605.910	05.93 - 05.00	ALT	- AC	6 PK 2080
				ALT	+ AC	6 PK 2155

C 250 Turbo-D (202.128)

2497 ccm	110 kW	OM 605.960	10.95 - 05.00	ALT	- AC	6 PK 2080
				ALT	+ AC	6 PK 2155

C-KLASSE Kombi (S202)

C 180 T (202.078)

1799 ccm	90 kW	M 111.920;M 111.921	06.96 - 09.00	ALT	- AC; + NIV	6 PK 2055
				ALT	+ AC; + NIV	6 PK 2140
				ALT	+ AC; + NIV	6 PK 2155

C 180 T (202.081)

1998 ccm	95 kW	M 111.952	09.00 - 03.01	ALT	- AC; + NIV	6 PK 2030
				ALT	+ AC; + NIV	6 PK 2130
				ALT	+ AC; + NIV	6 PK 2140
				ALT	+ NIV; - AC	6 PK 2020

C 200 T (202.080)

1998 ccm	100 kW	M 111.941;M 111.945	06.96 - 03.01	ALT	- AC; + NIV	6 PK 2055
				ALT	+ AC; + NIV	6 PK 2140
				ALT	+ AC; + NIV	6 PK 2155

C 200 T Kompressor (202.082)

1998 ccm	141 kW	M 111.944	11.96 - 03.01	AIR-C		6 PK 1330
				ALT	- AC; + NIV	6 PK 1775
				ALT	+ AC; + NIV	6 PK 1863
				ALT	+ AC; + NIV	6 PK 1870
				ALT	+ NIV; - AC	6 PK 1760

C 200 T Kompressor (202.087)

1998 ccm	120 kW	M 111.956	09.00 - 03.01	AIR-C		6 PK 1352
				ALT	- AC; + NIV	6 PK 1775
				ALT	+ AC; + NIV	6 PK 1863
				ALT	+ AC; + NIV	6 PK 1870
				ALT	+ NIV; - AC	6 PK 1760

C 230 T (202.083)

2295 ccm	110 kW	M 111.974	06.96 - 06.98	ALT	- AC	6 PK 2040
				ALT	+ AC; + NIV	6 PK 2140
				ALT	+ AC; + NIV	6 PK 2155

C 230 T Kompressor (202.085)

2295 ccm	142 kW	M 111.975	06.97 - 09.00	ALT		6 PK 1330
				PS	- AC; + NIV	6 PK 1775
				PS	+ AC; + NIV	6 PK 1863
				PS	+ AC; + NIV	6 PK 1870
				PS	+ NIV; - AC	6 PK 1760

C 240 T (202.086)

2398 ccm	125 kW	M 112.910	06.97 - 09.00	ALT	+ AC	6 PK 2390
				W-P; CAM		KT 1068 W1

C 240 T (202.088)

2597 ccm	125 kW	M 112.915	09.00 - 03.01	ALT	- AC	6 PK 2315
				ALT	+ AC	6 PK 2390

C 280 T (202.089)

2799 ccm	145 kW	M 112.920	06.97 - 03.01	ALT	+ AC	6 PK 2390
----------	--------	-----------	---------------	-----	------	-----------



MERCEDES-BENZ

C-KLASSE Kombi (S202)

C 43 AMG (202.093)

4266 ccm	225 kW	M 113.944	08.97 - 03.01	ALT		6 PK 2390
----------	--------	-----------	---------------	-----	--	-----------

C 200 T D (202.180)

1997 ccm	65 kW	OM 604.915	10.96 - 03.01	ALT	- AC	6 PK 2055
				ALT	+ AC	6 PK 2120

C 200 T CDI (202.194)

2151 ccm	75 kW	OM 611.960	03.98 - 03.01	ALT	- AC; + NIV	6 PK 2191
				ALT	+ AC; + NIV	6 PK 2240
				ALT	+ AC; + NIV	6 PK 2270
				ALT	+ NIV; - AC	6 PK 2160

C 220 T CDI (202.193)

2151 ccm	92 kW	OM 611.960	09.97 - 03.01	ALT	- AC; + NIV	6 PK 2191
				ALT	+ AC; + NIV	6 PK 2240
				ALT	+ AC; + NIV	6 PK 2270
				ALT	+ NIV; - AC	6 PK 2160

C 220 T D

2155 ccm	55 kW	OM 604.910	06.96 - 03.01	ALT	- AC	6 PK 2055
				ALT	+ AC	6 PK 2120

C 220 T D (202.182)

2155 ccm	70 kW	OM 604.910	06.96 - 09.98	ALT	- AC	6 PK 2055
				ALT	+ AC	6 PK 2120

C 250 T Turbo-D (202.188)

2497 ccm	110 kW	OM 605.960	06.96 - 03.01	ALT	- AC	6 PK 2080
				ALT	+ AC	6 PK 2155

C-KLASSE (W203)

C 180 Kompressor (203.046)

1796 ccm	105 kW	M 271.946	05.02 - 02.07	ALT	- AC	7 PK 2315
				ALT	+ AC	7 PK 2415

C 180 (203.035)

1998 ccm	95 kW	M 111.951	10.00 - 05.02	ALT	- AC; + NIV	6 PK 2030
				ALT	+ AC; + NIV	6 PK 2130
				ALT	+ AC; + NIV	6 PK 2140
				ALT	+ NIV; - AC	6 PK 2020

C 200 Kompressor (203.042)

1796 ccm	120 kW	M 271.940	05.02 - 02.07	ALT	- AC	7 PK 2315
				ALT	+ AC	7 PK 2415

C 200 Kompressor (203.045)

1998 ccm	120 kW	M 111.955	05.00 - 05.02	AIR-C		6 PK 1352
				ALT	- AC; + NIV	6 PK 1775
				ALT	+ AC; + NIV	6 PK 1863
				ALT	+ AC; + NIV	6 PK 1870
				ALT	+ NIV; - AC	6 PK 1760

C 200 CGI Kompressor (203.043)

1796 ccm	125 kW	M 271.942	07.03 - 02.07	ALT	- AC	7 PK 2315
				ALT	+ AC	7 PK 2415

C 230 Kompressor (203.040)

1796 ccm	141 kW	M 271.948	02.04 - 02.07	ALT	- AC	7 PK 2315
				ALT	+ AC	7 PK 2415

C 230 (203.052)

2496 ccm	150 kW	M 272.920	01.05 - 02.07	ALT		6 PK 2404
----------	--------	-----------	---------------	-----	--	-----------

C 240 (203.061)

2597 ccm	125 kW	M 112.912	05.00 - 02.07	ALT	- AC	6 PK 2315
				ALT	FROM: 03.03; FROM CHA-NO.: F410069; + AC	6 PK 2380
				ALT	UNTIL: 02.03; UNTIL CHA-NO.: F410068; + AC	6 PK 2390

C 240 4-matic (203.081)

2597 ccm	125 kW	M 112.916	07.02 - 02.07	ALT	FROM: 03.03; FROM CHA-NO.: A507496;F410069	6 PK 2380
				ALT	FROM: 05.03; FROM CHA-NO.: R108313	6 PK 2380
				ALT	UNTIL: 02.03; UNTIL CHA-NO.: A507495;F410068	6 PK 2390
				ALT	UNTIL: 04.03; UNTIL CHA-NO.: R108312	6 PK 2390

C 280 (203.054)

2996 ccm	170 kW	M 272.940	01.05 - 02.07	ALT		6 PK 2404
----------	--------	-----------	---------------	-----	--	-----------

C 280 4-matic (203.092)

2996 ccm	170 kW	M 272.941	01.05 - 02.07	ALT		6 PK 2404
----------	--------	-----------	---------------	-----	--	-----------

C 320 (203.064)

3199 ccm	160 kW	M 112.946	05.00 - 02.07	ALT	FROM: 02.03; FROM CHA-NO.: A507496;F410069	6 PK 2380
----------	--------	-----------	---------------	-----	--	-----------



MERCEDES-BENZ

C-KLASSE (W203)

C 320 (203.064)

3199 ccm	160 kW	M 112.946	05.00 - 02.07	ALT	FROM: 05.03; FROM CHA-NO.: R108313	6 PK 2380
				ALT	UNTIL: 02.03; UNTIL CHA-NO.: A507495;F410068	6 PK 2390
				ALT	UNTIL: 04.03; UNTIL CHA-NO.: R108312	6 PK 2390

C 320 4-matic (203.084)

3199 ccm	160 kW	M 112.953	07.02 - 02.07	ALT	FROM: 03.03; FROM CHA-NO.: A507496;F410069	6 PK 2380
				ALT	FROM: 05.03; FROM CHA-NO.: R108313	6 PK 2380
				ALT	UNTIL: 02.03; UNTIL CHA-NO.: A507495;F410068	6 PK 2390
				ALT	UNTIL: 04.03; UNTIL CHA-NO.: R108312	6 PK 2390

C 350 (203.056)

3498 ccm	200 kW	M 272.960	01.05 - 02.07	ALT		6 PK 2404
----------	--------	-----------	---------------	-----	--	-----------

C 350 4-matic (203.087)

3498 ccm	200 kW	M 272.970	01.05 - 02.07	ALT		6 PK 2404
----------	--------	-----------	---------------	-----	--	-----------

C 55 AMG (203.076)

5439 ccm	270 kW	M 113.988	02.04 - 02.07	ALT		6 PK 2380
----------	--------	-----------	---------------	-----	--	-----------

C 200 CDI

2148 ccm	75 kW	OM 646.962	02.01 - 02.07	ALT	- AC	6 PK 2191
				ALT	+ AC	6 PK 2260

C 200 CDI (203.004)

2148 ccm	85 kW	OM 611.962	09.00 - 02.07	ALT	- AC	6 PK 2191
				ALT	+ AC	6 PK 2260

C 200 CDI (203.007)

2148 ccm	90 kW	OM 646.962	04.03 - 02.07	ALT	- AC	6 PK 2191
				ALT	+ AC	6 PK 2260

C 220 CDI (203.006)

2148 ccm	105 kW	OM 611.962	05.00 - 02.07	ALT	- AC	6 PK 2191
				ALT	+ AC	6 PK 2260

C 220 CDI (203.008)

2148 ccm	110 kW	OM 646.963	02.04 - 02.07	ALT	- AC	6 PK 2191
				ALT	+ AC	6 PK 2260

C 270 CDI (203.016)

2685 ccm	125 kW	OM 612.962	12.00 - 02.07	ALT	- AC	6 PK 2191
				ALT	+ AC	6 PK 2260

C 30 CDI AMG (203.018)

2950 ccm	170 kW	OM 612.990	01.03 - 02.07	ALT		6 PK 2255
----------	--------	------------	---------------	-----	--	-----------

C 320 CDI (203.020)

2987 ccm	165 kW	OM 642.910	01.05 - 02.07	ALT		7 PK 2035
----------	--------	------------	---------------	-----	--	-----------

C-KLASSE Kombi (S203)

C 180 Kompressor (203.246)

1796 ccm	105 kW	M 271.946	05.02 - 08.07	ALT	- AC	7 PK 2315
				ALT	+ AC	7 PK 2415

C 180 (203.235)

1998 ccm	95 kW	M 111.951	03.01 - 05.02	ALT	- AC; + NIV	6 PK 2030
				ALT	+ AC; + NIV	6 PK 2130
				ALT	+ AC; + NIV	6 PK 2140
				ALT	+ NIV; - AC	6 PK 2020

C 200 Kompressor (203.242)

1796 ccm	120 kW	M 271.940	05.02 - 08.07	ALT	- AC	7 PK 2315
				ALT	+ AC	7 PK 2415

C 200 Kompressor (203.245)

1998 ccm	120 kW	M 111.955	03.01 - 05.02	AIR-C		6 PK 1352
				ALT	- AC; + NIV	6 PK 1775
				ALT	+ AC; + NIV	6 PK 1863
				ALT	+ AC; + NIV	6 PK 1870
				ALT	+ NIV; - AC	6 PK 1760

C 200 CGI Kompressor (203.243)

1796 ccm	125 kW	M 271.942	07.03 - 08.07	ALT	- AC	7 PK 2315
				ALT	+ AC	7 PK 2415

C 230 Kompressor (203.240)

1796 ccm	141 kW	M 271.948	02.04 - 08.07	ALT	- AC	7 PK 2315
				ALT	+ AC	7 PK 2415

C 230 (203.252)

2496 ccm	150 kW	M 272.920	01.05 - 08.07	ALT		6 PK 2404
----------	--------	-----------	---------------	-----	--	-----------



MERCEDES-BENZ

C-KLASSE Kombi (S203)

C 240 (203.261)

2597 ccm	125 kW	M 112.912	03.01 - 08.07	ALT	- AC	6 PK 2315
				ALT	FROM: 03.03; FROM CHA-NO.: F410069; + AC	6 PK 2380
				ALT	UNTIL: 02.03; UNTIL CHA-NO.: F410068; + AC	6 PK 2390

C 240 4-matic (203.281)

2597 ccm	125 kW	M 112.916	07.02 - 08.07	ALT	FROM: 03.03; FROM CHA-NO.: A507496;F410069	6 PK 2380
				ALT	FROM: 05.03; FROM CHA-NO.: R108313	6 PK 2380
				ALT	UNTIL: 02.03; UNTIL CHA-NO.: A507495;F410068	6 PK 2390
				ALT	UNTIL: 04.03; UNTIL CHA-NO.: R108312	6 PK 2390

C 280 (203.254)

2996 ccm	170 kW	M 272.940	01.05 - 08.07	ALT		6 PK 2404
----------	--------	-----------	---------------	-----	--	-----------

C 280 4-matic (203.292)

2996 ccm	170 kW	M 272.941	01.05 - 08.07	ALT		6 PK 2404
----------	--------	-----------	---------------	-----	--	-----------

C 320 (203.264)

3199 ccm	160 kW	M 112.946	03.01 - 08.07	ALT	FROM: 02.03; FROM CHA-NO.: A507496;F410069	6 PK 2380
				ALT	FROM: 05.03; FROM CHA-NO.: R108313	6 PK 2380
				ALT	UNTIL: 02.03; UNTIL CHA-NO.: A507495;F410068	6 PK 2390
				ALT	UNTIL: 04.03; UNTIL CHA-NO.: R108312	6 PK 2390

C 320 4-matic (203.284)

3199 ccm	160 kW	M 112.953	07.02 - 08.07	ALT	FROM: 03.03; FROM CHA-NO.: A507496;F410069	6 PK 2380
				ALT	FROM: 05.03; FROM CHA-NO.: R108313	6 PK 2380
				ALT	UNTIL: 02.03; UNTIL CHA-NO.: A507495;F410068	6 PK 2390
				ALT	UNTIL: 04.03; UNTIL CHA-NO.: R108312	6 PK 2390

C 350 (203.256)

3498 ccm	200 kW	M 272.960	01.05 - 08.07	ALT		6 PK 2404
----------	--------	-----------	---------------	-----	--	-----------

C 350 4-matic (203.287)

3498 ccm	200 kW	M 272.970	01.05 - 08.07	ALT		6 PK 2404
----------	--------	-----------	---------------	-----	--	-----------

C 55 AMG (203.276)

5439 ccm	270 kW	M 113.988	02.04 - 08.07	ALT		6 PK 2380
----------	--------	-----------	---------------	-----	--	-----------

C 200 CDI

2148 ccm	75 kW	OM 646.962	03.01 - 08.07	ALT	- AC	6 PK 2191
				ALT	+ AC	6 PK 2260

C 200 CDI (203.204)

2148 ccm	85 kW	OM 611.962	03.01 - 08.07	ALT	- AC	6 PK 2191
				ALT	+ AC	6 PK 2260

C 200 CDI (203.207)

2148 ccm	90 kW	OM 646.962	04.03 - 08.07	ALT	- AC	6 PK 2191
				ALT	+ AC	6 PK 2260

C 220 CDI (203.206)

2148 ccm	105 kW	OM 611.962	03.01 - 08.07	ALT	- AC	6 PK 2191
				ALT	+ AC	6 PK 2260

C 220 CDI (203.208)

2148 ccm	110 kW	OM 646.963	02.04 - 08.07	ALT	- AC	6 PK 2191
				ALT	+ AC	6 PK 2260

C 270 CDI (203.216)

2685 ccm	125 kW	OM 612.962	03.01 - 08.07	ALT	- AC	6 PK 2191
				ALT	+ AC	6 PK 2260

C 320 CDI (203.220)

2987 ccm	165 kW	OM 642.910	06.05 - 08.07	ALT		7 PK 2035
----------	--------	------------	---------------	-----	--	-----------

C 30 CDI AMG (203.218)

2950 ccm	170 kW	OM 612.990	01.03 - 08.07	ALT		6 PK 2255
----------	--------	------------	---------------	-----	--	-----------

C-KLASSE Sportcoupe (CL203)

C 160 Kompressor (203.730)

1796 ccm	90 kW	M 271.921	05.02 - 05.08	ALT	FROM: 09.04; - AC	7 PK 2315
				ALT	FROM: 09.04; + AC	7 PK 2415

C 180 Kompressor (203.746)

1796 ccm	105 kW	M 271.946	05.02 - 05.08	ALT	- AC	7 PK 2315
				ALT	+ AC	7 PK 2415

C 180 (203.735)

1998 ccm	95 kW	M 111.951	03.01 - 05.02	ALT	- AC; + NIV	6 PK 2030
				ALT	+ AC; + NIV	6 PK 2130
				ALT	+ AC; + NIV	6 PK 2140
				ALT	+ NIV; - AC	6 PK 2020



MERCEDES-BENZ

C-KLASSE Sportcoupe (CL203)

C 220

1796 ccm	120 kW	M 271.940	05.02 - 05.08	ALT	- AC	7 PK 2315
				ALT	+ AC	7 PK 2415

C 200 Kompressor (203.742)

1796 ccm	120 kW	M 271.940	05.02 - 05.08	ALT	- AC	7 PK 2315
				ALT	+ AC	7 PK 2415

C 200 Kompressor (203.745)

1998 ccm	120 kW	M 111.955	03.01 - 05.02	AIR-C		6 PK 1352
				ALT	- AC; + NIV	6 PK 1775
				ALT	+ AC; + NIV	6 PK 1863
				ALT	+ AC; + NIV	6 PK 1870
				ALT	+ NIV; - AC	6 PK 1760

C 200 CGI Kompressor (203.743)

1796 ccm	125 kW	M 271.942	03.03 - 05.08	ALT	- AC	7 PK 2315
				ALT	+ AC	7 PK 2415

C 230 Kompressor (203.740)

1796 ccm	141 kW	M 271.948	05.02 - 05.08	ALT	- AC	7 PK 2315
				ALT	+ AC	7 PK 2415

C 230 Kompressor (203.747)

2295 ccm	145 kW	M 111.981	03.01 - 05.02	ALT		6 PK 1352
				PS	- AC; + NIV	6 PK 1775
				PS	+ AC; + NIV	6 PK 1863
				PS	+ AC; + NIV	6 PK 1870
				PS	+ NIV; - AC	6 PK 1760

C 230 (203.752)

2496 ccm	150 kW	M 272.920	01.05 - 05.08	ALT		6 PK 2404
----------	--------	-----------	---------------	-----	--	-----------

C 320 (203.764)

3199 ccm	160 kW	M 112.946	09.02 - 05.08	ALT	FROM: 02.03; FROM CHA-NO.: A507496;F410069	6 PK 2380
				ALT	FROM: 05.03; FROM CHA-NO.: R108313	6 PK 2380
				ALT	UNTIL: 02.03; UNTIL CHA-NO.: A507495;F410068	6 PK 2390
				ALT	UNTIL: 04.03; UNTIL CHA-NO.: R108312	6 PK 2390

C 350 (203.756)

3498 ccm	200 kW	M 272.960	01.05 - 05.08	ALT		6 PK 2404
----------	--------	-----------	---------------	-----	--	-----------

C 200 CDI (203.707)

2148 ccm	90 kW	OM 646.962	03.03 - 05.08	ALT	- AC	6 PK 2191
				ALT	+ AC	6 PK 2260

C 220 CDI (203.706)

2148 ccm	105 kW	OM 611.962	03.01 - 05.08	ALT	- AC	6 PK 2191
				ALT	+ AC	6 PK 2260

C 220 CDI (203.708)

2148 ccm	110 kW	OM 646.963	02.04 - 05.08	ALT	- AC	6 PK 2191
				ALT	+ AC	6 PK 2260

C 30 CDI AMG (203.718)

2950 ccm	170 kW	OM 612.990	09.02 - 05.08	ALT		6 PK 2255
----------	--------	------------	---------------	-----	--	-----------

CLC-KLASSE (CL203)

CLC 160 (203.731)

1597 ccm	95 kW	M 271.911	02.09 - 06.11	ALT		7 PK 2415
				ALT	- AC	7 PK 2315

CLC 180 Kompressor (203.746)

1796 ccm	105 kW	M 271.946	05.08 - 06.11	ALT	- AC	7 PK 2315
				ALT	+ AC	7 PK 2415

CLC 200 Kompressor (203.741)

1796 ccm	135 kW	M 271.955	05.08 - 06.11	ALT	- AC	7 PK 2315
				ALT	+ AC	7 PK 2415

CLC 230 (203.752)

2496 ccm	150 kW	M 272.920	05.08 - 06.11	ALT		6 PK 2404
----------	--------	-----------	---------------	-----	--	-----------

CLC 350 (203.756)

3498 ccm	200 kW	M 272.960	05.08 - 06.11	ALT		6 PK 2404
----------	--------	-----------	---------------	-----	--	-----------

CLC 200 CDI (203.707)

2148 ccm	90 kW	OM 646.962	05.08 - 06.11	ALT	- AC	6 PK 2191
				ALT	+ AC	6 PK 2260

CLC 220 CDI (203.708)

2148 ccm	110 kW	OM 646.963	05.08 - 06.11	ALT	- AC	6 PK 2191
				ALT	+ AC	6 PK 2260



MERCEDES-BENZ

C-KLASSE (W204)

C 180 Kompressor (204.044, 204.045)

1597 ccm	115 kW	M 271.910	01.08 -	ALT		7 PK 2415
----------	--------	-----------	---------	-----	--	-----------

C 180 Kompressor (204.046)

1796 ccm	115 kW	M 271.952	01.07 -	ALT		7 PK 2415
----------	--------	-----------	---------	-----	--	-----------

C 180 CGI (204.049)

1796 ccm	115 kW	M 271.820	01.07 -	ALT		7 PK 2415
----------	--------	-----------	---------	-----	--	-----------

C 200 Kompressor (204.041)

1796 ccm	135 kW	M 271.950	01.07 -	ALT	- AC	7 PK 2315
				ALT	+ AC	7 PK 2415

C 200 CGI (204.048)

1796 ccm	135 kW	M 271.820	01.07 -	ALT	- AC	7 PK 2315
				ALT	+ AC	7 PK 2415

C 230 (204.052)

2496 ccm	150 kW	M 272.921	01.07 -	ALT		6 PK 2404
				ALT	FROM: 08.09; FROM CHA-NO.: F~; + AUTO-TM; MOD: 7GTronic	6 PK 2390
				ALT	FROM: 10.08; FROM CHA-NO.: L~; + AUTO-TM; MOD: 7GTronic	6 PK 2390
				ALT	FROM: 10.09; FROM CHA-NO.: A~; + AUTO-TM; MOD: 7GTronic	6 PK 2390
				ALT	FROM: 10.09; FROM CHA-NO.: R~; + AUTO-TM; MOD: 7GTronic	6 PK 2390

C 230 4-matic (204.085)

2496 ccm	150 kW	M 272.911	07.07 -	ALT		6 PK 2404
				ALT	FROM: 08.09; FROM CHA-NO.: F~; + AUTO-TM; MOD: 7GTronic	6 PK 2390
				ALT	FROM: 10.08; FROM CHA-NO.: L~; + AUTO-TM; MOD: 7GTronic	6 PK 2390
				ALT	FROM: 10.09; FROM CHA-NO.: A~; + AUTO-TM; MOD: 7GTronic	6 PK 2390
				ALT	FROM: 10.09; FROM CHA-NO.: R~; + AUTO-TM; MOD: 7GTronic	6 PK 2390

C 250 CGI (204.047)

1796 ccm	150 kW	M 271.860	07.09 -	ALT		6 PK 2315
----------	--------	-----------	---------	-----	--	-----------

C 280 (204.054)

2996 ccm	170 kW	M 272.947	01.07 -	ALT	+ MAN-TM	6 PK 2404
				ALT	FROM: 08.09; FROM CHA-NO.: F~; + AUTO-TM; MOD: 7GTronic	6 PK 2390
				ALT	FROM: 10.08; FROM CHA-NO.: L~; + AUTO-TM; MOD: 7GTronic	6 PK 2390
				ALT	FROM: 10.09; FROM CHA-NO.: A~; + AUTO-TM; MOD: 7GTronic	6 PK 2390
				ALT	FROM: 10.09; FROM CHA-NO.: R~; + AUTO-TM; MOD: 7GTronic	6 PK 2390

C 280 4-matic (204.081)

2996 ccm	170 kW	M 272.948	07.07 -	ALT	+ MAN-TM	6 PK 2404
				ALT	FROM: 08.09; FROM CHA-NO.: F~; + AUTO-TM; MOD: 7GTronic	6 PK 2390
				ALT	FROM: 10.08; FROM CHA-NO.: L~; + AUTO-TM; MOD: 7GTronic	6 PK 2390
				ALT	FROM: 10.09; FROM CHA-NO.: A~; + AUTO-TM; MOD: 7GTronic	6 PK 2390
				ALT	FROM: 10.09; FROM CHA-NO.: R~; + AUTO-TM; MOD: 7GTronic	6 PK 2390

C 300 (204.054)

2996 ccm	170 kW	M 272.947	07.09 -	ALT	+ AUTO-TM	6 PK 2390
				ALT	+ MAN-TM	6 PK 2404

C 300 4-matic (204.081)

2996 ccm	170 kW	M 272.948	07.07 -	ALT	+ MAN-TM	6 PK 2404
				ALT	FROM: 08.09; FROM CHA-NO.: F~; + AUTO-TM; MOD: 7GTronic	6 PK 2390
				ALT	FROM: 10.08; FROM CHA-NO.: L~; + AUTO-TM; MOD: 7GTronic	6 PK 2390
				ALT	FROM: 10.09; FROM CHA-NO.: A~; + AUTO-TM; MOD: 7GTronic	6 PK 2390
				ALT	FROM: 10.09; FROM CHA-NO.: R~; + AUTO-TM; MOD: 7GTronic	6 PK 2390

C 350 (204.056)

3498 ccm	200 kW	M 272.961	01.07 -	ALT	+ MAN-TM	6 PK 2404
----------	--------	-----------	---------	-----	----------	-----------



MERCEDES-BENZ

C-KLASSE (W204)

C 350 (204.056)

3498 ccm	200 kW	M 272.961	01.07 -	ALT	FROM: 08.09; FROM CHA-NO.: F-; + AUTO-TM; MOD: 7GTronic	6 PK 2390
				ALT	FROM: 10.08; FROM CHA-NO.: L-; + AUTO-TM; MOD: 7GTronic	6 PK 2390
				ALT	FROM: 10.09; FROM CHA-NO.: A-; + AUTO-TM; MOD: 7GTronic	6 PK 2390
				ALT	FROM: 10.09; FROM CHA-NO.: R-; + AUTO-TM; MOD: 7GTronic	6 PK 2390

C 350 4-matic (204.087)

3498 ccm	200 kW	M 272.971	07.07 -	ALT	+ MAN-TM	6 PK 2404
				ALT	FROM: 08.09; FROM CHA-NO.: F-; + AUTO-TM; MOD: 7GTronic	6 PK 2390
				ALT	FROM: 10.08; FROM CHA-NO.: L-; + AUTO-TM; MOD: 7GTronic	6 PK 2390
				ALT	FROM: 10.09; FROM CHA-NO.: A-; + AUTO-TM; MOD: 7GTronic	6 PK 2390
				ALT	FROM: 10.09; FROM CHA-NO.: R-; + AUTO-TM; MOD: 7GTronic	6 PK 2390

C 350 CGI (204.065)

3498 ccm	215 kW	M 272.982	09.08 -	ALT	+ MAN-TM	6 PK 2404
				ALT	FROM CHA-NO.: L-; + AUTO-TM; MOD: 7GTronic	6 PK 2390
				ALT	FROM: 08.09; FROM CHA-NO.: F-; + AUTO-TM; MOD: 7GTronic	6 PK 2390
				ALT	FROM: 10.09; FROM CHA-NO.: A-; + AUTO-TM; MOD: 7GTronic	6 PK 2390
				ALT	FROM: 10.09; FROM CHA-NO.: R-; + AUTO-TM; MOD: 7GTronic	6 PK 2390

C 63 AMG (204.077)

6208 ccm	336 kW	M 156.985	02.08 -	ALT		6 PK 2360
----------	--------	-----------	---------	-----	--	-----------

C 200 CDI (204.007)

2148 ccm	100 kW	OM 646.811;OM 646.812	01.07 -	ALT	OE-NO.: 0009933696	6 PK 2270
				ALT	OE-NO.: 0149970692	6 PK 2260

C 220 CDI (204.002)

2143 ccm	125 kW	OM 651.911	12.08 -	ALT		6 PK 2155
----------	--------	------------	---------	-----	--	-----------

C 220 CDI (204.008)

2148 ccm	125 kW	OM 646.811	01.07 -	ALT	- AC	6 PK 2191
				ALT	+ AC	6 PK 2260

C 250 CDI (204.003)

2143 ccm	150 kW	OM 651.911	08.08 -	ALT		6 PK 2155
----------	--------	------------	---------	-----	--	-----------

C 320 CDI (204.022)

2987 ccm	165 kW	OM 642.960	01.07 -	ALT		7 PK 2035
----------	--------	------------	---------	-----	--	-----------

C 320 CDI 4-matic (204.089)

2987 ccm	165 kW	OM 642.961	07.07 -	ALT		7 PK 2035
----------	--------	------------	---------	-----	--	-----------

C 350 CDI (204.022)

2987 ccm	165 kW	OM 642.960	07.09 -	ALT		7 PK 2035
----------	--------	------------	---------	-----	--	-----------

C 350 CDI 4-matic (204.089)

2987 ccm	165 kW	OM 642.961	07.09 -	ALT		7 PK 2035
----------	--------	------------	---------	-----	--	-----------

C 350 CDI (204.025)

2987 ccm	170 kW	OM 642.830	10.09 -	ALT		7 PK 2035
----------	--------	------------	---------	-----	--	-----------

C 350 CDI 4-matic (204.092)

2987 ccm	170 kW	OM 642.832	10.09 -	ALT		7 PK 2035
----------	--------	------------	---------	-----	--	-----------

C-KLASSE Kombi (S204)

C 180 Kompressor (204.245)

1597 ccm	115 kW	M 271.910	01.08 -	ALT		7 PK 2415
----------	--------	-----------	---------	-----	--	-----------

C 180 Kompressor (204.246)

1796 ccm	115 kW	M 271.952	08.07 -	ALT		7 PK 2415
----------	--------	-----------	---------	-----	--	-----------

C 200 Kompressor (204.241)

1796 ccm	135 kW	M 271.950	08.07 -	ALT	- AC	7 PK 2315
				ALT	+ AC	7 PK 2415

C 230 (204.252)

2496 ccm	150 kW	M 272.921	08.07 -	ALT		6 PK 2404
				ALT	FROM: 08.09; FROM CHA-NO.: F-; + AUTO-TM; MOD: 7GTronic	6 PK 2390
				ALT	FROM: 10.08; FROM CHA-NO.: L-; + AUTO-TM; MOD: 7GTronic	6 PK 2390
				ALT	FROM: 10.09; FROM CHA-NO.: A-; + AUTO-TM; MOD: 7GTronic	6 PK 2390



MERCEDES-BENZ

C-KLASSE Kombi (S204)

C 230 (204.252)

2496 ccm	150 kW	M 272.921	08.07 -	ALT	FROM: 10.09; FROM CHA-NO.: R-; + AUTO-TM; MOD: 7GTronic	6 PK 2390
----------	--------	-----------	---------	-----	--	-----------

C 280 (204.254)

2996 ccm	170 kW	M 272.947	08.07 -	ALT	+ MAN-TM	6 PK 2404
				ALT	FROM: 08.09; FROM CHA-NO.: F-; + AUTO-TM; MOD: 7GTronic	6 PK 2390
				ALT	FROM: 10.08; FROM CHA-NO.: L-; + AUTO-TM; MOD: 7GTronic	6 PK 2390
				ALT	FROM: 10.09; FROM CHA-NO.: A-; + AUTO-TM; MOD: 7GTronic	6 PK 2390
				ALT	FROM: 10.09; FROM CHA-NO.: R-; + AUTO-TM; MOD: 7GTronic	6 PK 2390

C 350 (204.256)

3498 ccm	200 kW	M 272.961	08.07 -	ALT	+ MAN-TM	6 PK 2404
				ALT	FROM: 08.09; FROM CHA-NO.: F-; + AUTO-TM; MOD: 7GTronic	6 PK 2390
				ALT	FROM: 10.08; FROM CHA-NO.: L-; + AUTO-TM; MOD: 7GTronic	6 PK 2390
				ALT	FROM: 10.09; FROM CHA-NO.: A-; + AUTO-TM; MOD: 7GTronic	6 PK 2390
				ALT	FROM: 10.09; FROM CHA-NO.: R-; + AUTO-TM; MOD: 7GTronic	6 PK 2390

C 63 AMG (204.277)

6208 ccm	336 kW	M 156.985	02.08 -	ALT		6 PK 2360
----------	--------	-----------	---------	-----	--	-----------

C 200 CDI (204.207)

2148 ccm	100 kW	OM 646.811	08.07 -	ALT	+ AC	6 PK 2260
----------	--------	------------	---------	-----	------	-----------

C 220 CDI (204.202)

2143 ccm	125 kW	OM 651.911	12.08 -	ALT		6 PK 2155
----------	--------	------------	---------	-----	--	-----------

C 220 CDI (204.208)

2148 ccm	125 kW	OM 646.811	08.07 -	ALT	- AC	6 PK 2191
				ALT	+ AC	6 PK 2260

C 320 CDI (204.222)

2987 ccm	165 kW	OM 642.960	08.07 -	ALT		7 PK 2035
----------	--------	------------	---------	-----	--	-----------

C 320 CDI 4-matic (204.289)

2987 ccm	165 kW	OM 642.961	08.07 -	ALT	FROM: 05.08	7 PK 2035
----------	--------	------------	---------	-----	-------------	-----------

C 350 CDI (204.225)

2987 ccm	170 kW	OM 642.830	10.09 -	ALT		7 PK 2035
----------	--------	------------	---------	-----	--	-----------

C 350 CDI 4-matic (204.292)

2987 ccm	170 kW	OM 642.832	10.09 -	ALT		7 PK 2035
----------	--------	------------	---------	-----	--	-----------

CLK (C208)

200 (208.335)

1998 ccm	100 kW	M 111.941;M 111.945	06.97 - 06.02	ALT	- AC; + NIV	6 PK 2055
				ALT	+ AC; + NIV	6 PK 2140
				ALT	+ AC; + NIV	6 PK 2155
				ALT	+ NIV; - AC	6 PK 2040

200 Kompressor (208.344)

1998 ccm	120 kW	M 111.956	06.00 - 06.02	AIR-C		6 PK 1352
				ALT	- AC; + NIV	6 PK 1775
				ALT	+ AC; + NIV	6 PK 1863
				ALT	+ AC; + NIV	6 PK 1870
				ALT	+ NIV; - AC	6 PK 1760

200 Kompressor (208.345)

1998 ccm	141 kW	M 111.944	06.97 - 06.00	ALT		6 PK 1330
				PS	- AC; + NIV	6 PK 1775
				PS	+ AC; + NIV	6 PK 1863
				PS	+ AC; + NIV	6 PK 1870
				PS	+ NIV; - AC	6 PK 1760

230 Kompressor (208.347)

2295 ccm	142 kW	M 111.973;M 111.975	06.97 - 06.00	ALT		6 PK 1330
				PS	- AC; + NIV	6 PK 1775
				PS	+ AC; + NIV	6 PK 1863
				PS	+ AC; + NIV	6 PK 1870
				PS	+ NIV; - AC	6 PK 1760

230 Kompressor (208.348)

2295 ccm	145 kW	M 111.982	06.00 - 06.02	ALT		6 PK 1352
				PS	- AC; + NIV	6 PK 1775



MERCEDES-BENZ

CLK (C208)

230 Kompressor (208.348)

2295 ccm	145 kW	M 111.982	06.00 - 06.02	PS	+ AC; + NIV	6 PK 1863
				PS	+ AC; + NIV	6 PK 1870
				PS	+ NIV; - AC	6 PK 1760

320 (208.365)

3199 ccm	160 kW	M 112.940	06.97 - 06.02	ALT		6 PK 2390
----------	--------	-----------	---------------	-----	--	-----------

430 (208.370)

4266 ccm	205 kW	M 113.943	07.98 - 06.02	ALT		6 PK 2390
----------	--------	-----------	---------------	-----	--	-----------

CLK Cabriolet (A208)

200 (208.435)

1998 ccm	100 kW	M 111.941;M 111.945	03.98 - 03.02	ALT	- AC; + NIV	6 PK 2055
				ALT	+ AC; + NIV	6 PK 2140
				ALT	+ AC; + NIV	6 PK 2155
				ALT	+ NIV; - AC	6 PK 2040

200 Kompressor (208.444)

1998 ccm	120 kW	M 111.956	06.00 - 03.02	AIR-C		6 PK 1352
				ALT	- AC; + NIV	6 PK 1775
				ALT	+ AC; + NIV	6 PK 1863
				ALT	+ AC; + NIV	6 PK 1870
				ALT	+ NIV; - AC	6 PK 1760

200 Kompressor (208.445)

1998 ccm	141 kW	M 111.944	03.98 - 06.00	ALT		6 PK 1330
				PS	- AC; + NIV	6 PK 1775
				PS	+ AC; + NIV	6 PK 1863
				PS	+ AC; + NIV	6 PK 1870
				PS	+ NIV; - AC	6 PK 1760

230 Kompressor (208.447)

2295 ccm	142 kW	M 111.973;M 111.975	03.98 - 06.00	ALT		6 PK 1330
				PS	- AC; + NIV	6 PK 1775
				PS	+ AC; + NIV	6 PK 1863
				PS	+ AC; + NIV	6 PK 1870
				PS	+ NIV; - AC	6 PK 1760

230 Kompressor (208.448)

2295 ccm	145 kW	M 111.982	06.00 - 03.02	ALT		6 PK 1352
				PS	- AC; + NIV	6 PK 1775
				PS	+ AC; + NIV	6 PK 1863
				PS	+ AC; + NIV	6 PK 1870
				PS	+ NIV; - AC	6 PK 1760

320 (208.465)

3199 ccm	160 kW	M 112.940	03.98 - 03.02	ALT		6 PK 2390
----------	--------	-----------	---------------	-----	--	-----------

430 (208.470)

4266 ccm	205 kW	M 113.943	09.98 - 03.02	ALT	FROM: 08.99	6 PK 2390
----------	--------	-----------	---------------	-----	-------------	-----------

CLK (C209)

200 Kompressor (209.342)

1796 ccm	120 kW	M 271.940	09.02 - 05.09	ALT		7 PK 2415
----------	--------	-----------	---------------	-----	--	-----------

200 Kompressor (209.341)

1796 ccm	135 kW	M 271.955	10.06 - 05.09	ALT	FROM: 05.07	7 PK 2415
----------	--------	-----------	---------------	-----	-------------	-----------

200 CGI (209.343)

1796 ccm	125 kW	M 271.942	07.03 - 05.09	ALT		7 PK 2415
----------	--------	-----------	---------------	-----	--	-----------

240 (209.361)

2597 ccm	125 kW	M 112.912	06.02 - 05.09	ALT	- AC	6 PK 2315
				ALT	FROM: 03.03; FROM CHA-NO.: F050741;T001364;	6 PK 2380
				ALT	+ AC	
					UNTIL: 03.03; UNTIL CHA-NO.: F050740;T001363;	6 PK 2390
					+ AC	

280 (209.354)

2996 ccm	170 kW	M 272.940	01.05 - 05.09	ALT		6 PK 2404
----------	--------	-----------	---------------	-----	--	-----------

320 (209.365)

3199 ccm	160 kW	M 112.955	06.02 - 05.09	ALT	FROM: 03.03; FROM CHA-NO.: F050741;T001364	6 PK 2380
				ALT	UNTIL: 03.03; UNTIL CHA-NO.: F050740;T001363	6 PK 2390

350 (209.356)

3498 ccm	200 kW	M 272.960	01.05 - 05.09	ALT		6 PK 2404
----------	--------	-----------	---------------	-----	--	-----------

500 (209.375)

4966 ccm	225 kW	M 113.968	06.02 - 05.09	ALT		6 PK 2380
----------	--------	-----------	---------------	-----	--	-----------



MERCEDES-BENZ

CLK (C209)

55 AMG (209.376)

5439 ccm	270 kW	M 113.987	09.02 - 05.09	ALT		6 PK 2380
----------	--------	-----------	---------------	-----	--	-----------

CLK DTM AMG

5439 ccm	428 kW	M 113.994	06.04 - 05.09	ALT		6 PK 2380
----------	--------	-----------	---------------	-----	--	-----------

500 (209.372)

5461 ccm	285 kW	M 273.965	06.06 - 05.09	ALT		6 PK 2404
----------	--------	-----------	---------------	-----	--	-----------

63 AMG (209.377)

6208 ccm	354 kW	M 156.982	04.06 - 05.09	ALT		6 PK 2360
----------	--------	-----------	---------------	-----	--	-----------

63 AMG (209.377)

6208 ccm	373 kW	M 156.982	05.07 - 05.09	ALT		6 PK 2360
----------	--------	-----------	---------------	-----	--	-----------

220 CDI (209.308)

2148 ccm	110 kW	OM 646.966	01.05 - 05.09	ALT	FROM: 05.05; - AC	6 PK 2191
				ALT	FROM: 05.05; + AC	6 PK 2260

270 CDI (209.316)

2685 ccm	125 kW	OM 612.962;OM 612.967	10.02 - 05.09	ALT		6 PK 2260
----------	--------	-----------------------	---------------	-----	--	-----------

320 CDI (209.320)

2987 ccm	165 kW	OM 642.910	01.05 - 05.09	ALT		7 PK 2035
----------	--------	------------	---------------	-----	--	-----------

CLK Cabriolet (A209)

CLK 200 Kompressor (209.442)

1796 ccm	120 kW	M 271.940	02.03 - 03.10	ALT		7 PK 2415
----------	--------	-----------	---------------	-----	--	-----------

CLK 200 Kompressor (209.441)

1796 ccm	135 kW	M 271.955	10.06 - 03.10	ALT	FROM: 05.07	7 PK 2415
----------	--------	-----------	---------------	-----	-------------	-----------

CLK 240 (209.461)

2597 ccm	125 kW	M 112.912	02.03 - 03.10	ALT	- AC	6 PK 2315
				ALT	FROM CHA-NO.: F050741;T001364; + AC	6 PK 2380
				ALT	UNTIL: 03.03; UNTIL CHA-NO.: F050740;T001363; + AC	6 PK 2390

CLK 280 (209.454)

2996 ccm	170 kW	M 272.940	01.05 - 03.10	ALT		6 PK 2404
----------	--------	-----------	---------------	-----	--	-----------

CLK 320 (209.465)

3199 ccm	160 kW	M 112.955	02.03 - 03.10	ALT	FROM CHA-NO.: F050741;T001364	6 PK 2380
				ALT	UNTIL: 03.03; UNTIL CHA-NO.: F050740;T001363	6 PK 2390

CLK 350 (209.456)

3498 ccm	200 kW	M 272.960	01.05 - 03.10	ALT		6 PK 2404
----------	--------	-----------	---------------	-----	--	-----------

CLK 500 (209.475)

4966 ccm	225 kW	M 113.968	02.03 - 03.10	ALT		6 PK 2380
----------	--------	-----------	---------------	-----	--	-----------

CLK 55 AMG (209.476)

5439 ccm	270 kW	M 113.987	02.03 - 03.10	ALT		6 PK 2380
----------	--------	-----------	---------------	-----	--	-----------

CLK 500 (209.472)

5461 ccm	285 kW	M 273.967	06.06 - 03.10	ALT		6 PK 2404
----------	--------	-----------	---------------	-----	--	-----------

CLK 63 AMG (209.477)

6208 ccm	354 kW	M 156.982	04.06 - 03.10	ALT		6 PK 2360
----------	--------	-----------	---------------	-----	--	-----------

CLK AMG DTM

5439 ccm	428 kW	M 113.994	06.04 - 03.10	ALT		6 PK 2380
----------	--------	-----------	---------------	-----	--	-----------

CLK 320 CDI (209.420)

2987 ccm	165 kW	OM 642.910	03.05 - 03.10	ALT		7 PK 2035
----------	--------	------------	---------------	-----	--	-----------

CLS (C219)

CLS 280 (219.354)

2996 ccm	170 kW	M 272.943	07.08 - 12.10	ALT		6 PK 2404
----------	--------	-----------	---------------	-----	--	-----------

CLS 300 (219.354)

2996 ccm	170 kW	M 272.943	04.09 - 12.10	ALT		6 PK 2404
----------	--------	-----------	---------------	-----	--	-----------

CLS 350 (219.356)

3498 ccm	200 kW	M 272.964	10.04 - 12.10	ALT		6 PK 2404
----------	--------	-----------	---------------	-----	--	-----------

CLS 350 (219.357)

3498 ccm	215 kW	M 272.985	04.06 - 12.10	ALT		6 PK 2404
----------	--------	-----------	---------------	-----	--	-----------

CLS 350 CGI (219.357)

3498 ccm	215 kW	M 272.985	04.09 - 12.10	ALT		6 PK 2404
----------	--------	-----------	---------------	-----	--	-----------

CLS 500 (219.375)

4966 ccm	225 kW	M 113.967	10.04 - 12.10	ALT		6 PK 2380
----------	--------	-----------	---------------	-----	--	-----------

CLS 500 (219.372)

5461 ccm	285 kW	M 273.960	04.06 - 12.10	ALT		6 PK 2404
----------	--------	-----------	---------------	-----	--	-----------

CLS 55 AMG (219.376)

5439 ccm	350 kW	M 113.990	01.05 - 12.10	ALT		6 PK 2445
----------	--------	-----------	---------------	-----	--	-----------



MERCEDES-BENZ

CLS (C219)

CLS 63 AMG (219.377)

6208 ccm 378 kW M 156.983 04.06 - 12.10 ALT 6 PK 2360

CLS 320 CDI (219.322)

2987 ccm 165 kW OM 642.920 01.05 - 12.10 ALT 7 PK 2035

CLS 350 CDI (219.322)

2987 ccm 165 kW OM 642.920 04.09 - 12.10 ALT 7 PK 2035

E-KLASSE (W124)

E 200 (124.019)

1998 ccm 100 kW M 111.940 06.93 - 06.95 ALT - AC 6 PK 2040
ALT + AC 6 PK 2140

E 220 (124.022)

2199 ccm 110 kW M 111.960 06.93 - 06.95 ALT - AC 6 PK 2040
ALT + AC 6 PK 2140

E 280 (124.029)

2799 ccm 142 kW M 104.942 06.93 - 06.95 ALT FROM MTR-NO: 005790; + MAN-TM; - AC 6 PK 2380
ALT FROM MTR-NO: 005790; + MAN-TM; + AC 6 PK 2475
ALT FROM MTR-NO: 048697; + AUTO-TM; - AC 6 PK 2380
ALT FROM MTR-NO: 048697; + AUTO-TM; + AC 6 PK 2475
ALT UNTIL MTR-NO: 005789; + MAN-TM; - AC 6 PK 2330
ALT UNTIL MTR-NO: 005789; + MAN-TM; + AC 6 PK 2415
ALT UNTIL MTR-NO: 048696; + AUTO-TM; - AC 6 PK 2330
ALT UNTIL MTR-NO: 048696; + AUTO-TM; + AC 6 PK 2415

E 300 4-matic (124.230)

2960 ccm 132 kW M 103.985 06.93 - 06.95 ALT - AC 6 PK 2176
ALT - CAT; + AC 6 PK 2245
ALT + CAT; + AC 6 PK 2415

E 320 (124.032)

3199 ccm 162 kW M 104.992 06.93 - 06.95 ALT FROM MTR-NO: 004357; UNTIL MTR-NO: 005602; + MAN-TM; - AC 6 PK 2380
ALT FROM MTR-NO: 004357; UNTIL MTR-NO: 005602; + MAN-TM; + AC 6 PK 2475
ALT FROM MTR-NO: 005603; + MAN-TM; - AC 6 PK 2360
ALT FROM MTR-NO: 005603; + MAN-TM; + AC 6 PK 2445
ALT FROM MTR-NO: 072237; UNTIL MTR-NO: 102820; + AUTO-TM; - AC 6 PK 2380
ALT FROM MTR-NO: 072237; UNTIL MTR-NO: 102820; + AUTO-TM; + AC 6 PK 2475
ALT FROM MTR-NO: 102821; + AUTO-TM; - AC 6 PK 2360
ALT FROM MTR-NO: 102821; + AUTO-TM; + AC 6 PK 2445
ALT UNTIL MTR-NO: 004356; + MAN-TM; - AC 6 PK 2330
ALT UNTIL MTR-NO: 004356; + MAN-TM; + AC 6 PK 2415
ALT UNTIL MTR-NO: 072236; + AUTO-TM; - AC 6 PK 2330
ALT UNTIL MTR-NO: 072236; + AUTO-TM; + AC 6 PK 2415

E 420 (124.034)

4196 ccm 205 kW M 119.975 06.93 - 06.95 ALT - AC 6 PK 2460
ALT + AC 6 PK 2535

E 500 (124.036)

4973 ccm 235 kW M 119.974 06.93 - 06.95 ALT + MAN-TM 8 PK 2465
ALT FROM MTR-NO: 005782; + AUTO-TM 6 PK 2535
ALT UNTIL MTR-NO: 005781; + AUTO-TM 8 PK 2465

E 200 D (124.120)

1997 ccm 55 kW OM 601.912 06.93 - 06.95 ALT - AC 6 PK 2055
ALT + AC 6 PK 2120

E 250 D (124.126, 124.129)

2497 ccm 83 kW OM 605.911 07.93 - 06.95 ALT - AC 6 PK 2080
ALT + AC 6 PK 2140

E 250 Turbo-D (124.128)

2497 ccm 93 kW OM 602.962 06.93 - 06.95 ALT - AC 6 PK 2080
ALT + AC 6 PK 2140

E 300 D (124.131)

2996 ccm 100 kW OM 606.910 07.93 - 06.95 ALT - AC 6 PK 2080
ALT + AC 6 PK 2155

E 300 Turbo-D (124.133)

2996 ccm 108 kW OM 603.960 06.93 - 06.95 ALT - AC 6 PK 2080
ALT + AC 6 PK 2155



MERCEDES-BENZ

E-KLASSE (W124)

E 300 Turbo-D 4-matic (124.333)

2996 ccm	108 kW	OM 603.963	06.93 - 06.95	ALT	- AC	6 PK 2080
				ALT	+ AC	6 PK 2155

E-KLASSE Kombi (S124)

E 200 T (124.079)

1998 ccm	100 kW	M 111.940	06.93 - 06.96	ALT	- AC	6 PK 2040
				ALT	+ AC	6 PK 2140

E 220 T (124.082)

2199 ccm	110 kW	M 111.960	06.93 - 06.96	ALT	- AC	6 PK 2040
				ALT	+ AC	6 PK 2140

E 280 T (124.088)

2799 ccm	142 kW	M 104.942	06.93 - 06.96	ALT	FROM MTR-NO: 005790; + MAN-TM; - AC	6 PK 2380
				ALT	FROM MTR-NO: 005790; + MAN-TM; + AC	6 PK 2475
				ALT	FROM MTR-NO: 048697; + AUTO-TM; - AC	6 PK 2380
				ALT	FROM MTR-NO: 048697; + AUTO-TM; + AC	6 PK 2475
				ALT	UNTIL MTR-NO: 005789; + MAN-TM; - AC	6 PK 2330
				ALT	UNTIL MTR-NO: 005789; + MAN-TM; + AC	6 PK 2415
				ALT	UNTIL MTR-NO: 048696; + AUTO-TM; - AC	6 PK 2330
				ALT	UNTIL MTR-NO: 048696; + AUTO-TM; + AC	6 PK 2415

E 300 T 4-matic (124.290)

2960 ccm	132 kW	M 103.985	06.93 - 06.96	ALT	- AC	6 PK 2176
				ALT	- CAT; + AC	6 PK 2245
				ALT	+ CAT; + AC	6 PK 2415

E 320 T (124.092)

3199 ccm	162 kW	M 104.992	06.93 - 06.96	ALT	FROM MTR-NO: 004357; UNTIL MTR-NO: 005602; + MAN-TM; - AC	6 PK 2380
				ALT	FROM MTR-NO: 004357; UNTIL MTR-NO: 005602; + MAN-TM; + AC	6 PK 2475
				ALT	FROM MTR-NO: 005603; + MAN-TM; - AC	6 PK 2360
				ALT	FROM MTR-NO: 005603; + MAN-TM; + AC	6 PK 2445
				ALT	FROM MTR-NO: 072237; UNTIL MTR-NO: 102820; + AUTO-TM; - AC	6 PK 2380
				ALT	FROM MTR-NO: 072237; UNTIL MTR-NO: 102820; + AUTO-TM; + AC	6 PK 2475
				ALT	FROM MTR-NO: 102821; + AUTO-TM; - AC	6 PK 2360
				ALT	FROM MTR-NO: 102821; + AUTO-TM; + AC	6 PK 2445
				ALT	UNTIL MTR-NO: 004356; + MAN-TM; - AC	6 PK 2330
				ALT	UNTIL MTR-NO: 004356; + MAN-TM; + AC	6 PK 2415
				ALT	UNTIL MTR-NO: 072236; + AUTO-TM; - AC	6 PK 2330
				ALT	UNTIL MTR-NO: 072236; + AUTO-TM; + AC	6 PK 2415

E 250 T D (124.186)

2497 ccm	83 kW	OM 605.911	06.93 - 06.96	ALT	- AC	6 PK 2080
				ALT	+ AC	6 PK 2140

E 250 Turbo D

2497 ccm	93 kW	OM 602.962	06.93 - 06.96	ALT	- AC	6 PK 2030
				ALT	+ AC	6 PK 2100

E 300 T D (124.191)

2996 ccm	100 kW	OM 606.910	06.93 - 06.96	ALT	- AC	6 PK 2080
				ALT	+ AC	6 PK 2155

E 300 T Turbo-D (124.193)

2996 ccm	108 kW	OM 603.960	06.93 - 06.96	ALT	- AC	6 PK 2080
				ALT	+ AC	6 PK 2155

E 300 T Turbo-D 4-matic (124.393)

2996 ccm	108 kW	OM 603.963	06.93 - 06.96	ALT	- AC	6 PK 2080
				ALT	+ AC	6 PK 2155

E-KLASSE Coupe (C124)

E 200 (124.040)

1998 ccm	100 kW	M 111.940	06.93 - 06.97	ALT	- AC	6 PK 2040
				ALT	+ AC	6 PK 2140

E 220 (124.042)

2199 ccm	110 kW	M 111.960	06.93 - 06.97	ALT	- AC	6 PK 2040
				ALT	+ AC	6 PK 2140

E 320 (124.052)

3199 ccm	162 kW	M 104.992	06.93 - 06.97	ALT	FROM MTR-NO: 004357; UNTIL MTR-NO: 005602; + MAN-TM; - AC	6 PK 2380
----------	--------	-----------	---------------	-----	---	-----------



MERCEDES-BENZ

E-KLASSE Coupe (C124)

E 320 (124.052)

3199 ccm	162 kW	M 104.992	06.93 - 06.97	ALT	FROM MTR-NO: 004357; UNTIL MTR-NO: 005602; + MAN-TM; + AC	6 PK 2475
				ALT	FROM MTR-NO: 005603; + MAN-TM; - AC	6 PK 2360
				ALT	FROM MTR-NO: 005603; + MAN-TM; + AC	6 PK 2445
				ALT	FROM MTR-NO: 072237; UNTIL MTR-NO: 102820; + AUTO-TM; - AC	6 PK 2380
				ALT	FROM MTR-NO: 072237; UNTIL MTR-NO: 102820; + AUTO-TM; + AC	6 PK 2475
				ALT	FROM MTR-NO: 102821; + AUTO-TM; - AC	6 PK 2360
				ALT	FROM MTR-NO: 102821; + AUTO-TM; + AC	6 PK 2445
				ALT	UNTIL MTR-NO: 004356; + MAN-TM; - AC	6 PK 2330
				ALT	UNTIL MTR-NO: 004356; + MAN-TM; + AC	6 PK 2415
				ALT	UNTIL MTR-NO: 072236; + AUTO-TM; - AC	6 PK 2330
				ALT	UNTIL MTR-NO: 072236; + AUTO-TM; + AC	6 PK 2415

E-KLASSE Cabriolet (A124)

E 200 (124.060)

1998 ccm	100 kW	M 111.940	06.93 - 03.98	ALT	- AC	6 PK 2040
				ALT	+ AC	6 PK 2140

E 220 (124.062)

2199 ccm	110 kW	M 111.960	06.93 - 03.98	ALT	- AC	6 PK 2040
				ALT	+ AC	6 PK 2140

E 320 (124.066)

3199 ccm	162 kW	M 104.992; M 104.995	06.93 - 03.98	ALT	FROM MTR-NO: 004357; UNTIL MTR-NO: 005602; + MAN-TM; - AC	6 PK 2380
				ALT	FROM MTR-NO: 004357; UNTIL MTR-NO: 005602; + MAN-TM; + AC	6 PK 2475
				ALT	FROM MTR-NO: 005603; + MAN-TM; - AC	6 PK 2360
				ALT	FROM MTR-NO: 005603; + MAN-TM; + AC	6 PK 2445
				ALT	FROM MTR-NO: 072237; UNTIL MTR-NO: 102820; + AUTO-TM; - AC	6 PK 2380
				ALT	FROM MTR-NO: 072237; UNTIL MTR-NO: 102820; + AUTO-TM; + AC	6 PK 2475
				ALT	FROM MTR-NO: 102821; + AUTO-TM; - AC	6 PK 2360
				ALT	FROM MTR-NO: 102821; + AUTO-TM; + AC	6 PK 2445
				ALT	UNTIL MTR-NO: 004356; + MAN-TM; - AC	6 PK 2330
				ALT	UNTIL MTR-NO: 004356; + MAN-TM; + AC	6 PK 2415
				ALT	UNTIL MTR-NO: 072236; + AUTO-TM; - AC	6 PK 2330
				ALT	UNTIL MTR-NO: 072236; + AUTO-TM; + AC	6 PK 2415

E-KLASSE (W210)

E 200 (210.035)

1998 ccm	100 kW	M 111.942	06.95 - 08.00	ALT	- AC; + NIV	6 PK 2055
				ALT	+ AC	6 PK 2155
				ALT	+ NIV; - AC	6 PK 2040
				AUX-FAN	UNTIL: 09.96	2 PJ 860

E 200 Kompressor (210.048)

1998 ccm	120 kW	M 111.957	08.00 - 03.02	ALT		6 PK 1352
				PS		6 PK 1870

E 200 Kompressor (210.045)

1998 ccm	137 kW	M 111.947	06.97 - 03.02	ALT		6 PK 1330
				PS	- AC; + NIV	6 PK 1775
				PS	+ AC; + NIV	6 PK 1863
				PS	+ AC; + NIV	6 PK 1870
				PS	+ NIV; - AC	6 PK 1760

E 230 (210.037)

2295 ccm	110 kW	M 111.970	06.95 - 06.97	ALT	- AC	6 PK 2040
				ALT	+ AC	6 PK 2155
				AUX-FAN		2 PJ 860

E 240 (210.061)

2398 ccm	125 kW	M 112.911	06.97 - 08.00	ALT	- AC	6 PK 2315
				ALT	+ AC	6 PK 2390
				AUX-FAN	UNTIL: 06.99	2 PJ 860

E 240 (210.062)

2597 ccm	125 kW	M 112.914	08.00 - 03.02	ALT		6 PK 2390
----------	--------	-----------	---------------	-----	--	-----------

E 280 (210.053)

2799 ccm	142 kW	M 104.945	01.96 - 06.97	ALT	- AC	6 PK 2120
				ALT	+ AC	6 PK 2228



MERCEDES-BENZ

E-KLASSE (W210)

E 280 (210.053)

2799 ccm	142 kW	M 104.945	01.96 - 06.97	ALT	UNTIL: 03.96; - AC	6 PK 2140
				ALT	UNTIL: 03.96; + AC	6 PK 2245
				AUX-FAN		2 PJ 860

E 280 (210.063)

2799 ccm	150 kW	M 112.921	12.96 - 03.02	ALT	FROM: 04.97; - AC	6 PK 2315
				ALT	FROM: 04.97; + AC	6 PK 2390
				AUX-FAN	FROM: 04.97	2 PJ 860

E 280 4-matic (210.081)

2799 ccm	150 kW	M 112.921	12.96 - 03.02	ALT	FROM: 11.97; - AC	6 PK 2315
				ALT	FROM: 11.97; + AC	6 PK 2390
				AUX-FAN	FROM: 11.97	2 PJ 860

E 320 (210.055)

3199 ccm	162 kW	M 104.995	06.95 - 06.97	ALT	FROM MTR-NO: 034380; - AC	6 PK 2120
				ALT	FROM MTR-NO: 034380; + AC	6 PK 2228
				ALT	UNTIL MTR-NO: 034379; - AC	6 PK 2140
				ALT	UNTIL MTR-NO: 034379; + AC	6 PK 2245

E 320 (210.065)

3199 ccm	165 kW	M 112.941	06.97 - 03.02	ALT		6 PK 2390
				AUX-FAN	UNTIL: 06.99	2 PJ 860

E 320 4-matic (210.082)

3199 ccm	165 kW	M 112.941	06.97 - 03.02	ALT		6 PK 2390
				AUX-FAN	UNTIL: 06.99	2 PJ 860

E 420 (210.072)

4196 ccm	205 kW	M 119.985	01.96 - 06.97	ALT	+ AC	6 PK 2510
				AUX-FAN		2 PJ 860

E 430 (210.070)

4266 ccm	205 kW	M 113.940	06.97 - 03.02	ALT		6 PK 2390
				AUX-FAN		2 PJ 860

E 430 4-matic (210.083)

4266 ccm	205 kW	M 113.940	05.99 - 03.02	ALT	FROM: 09.99	6 PK 2390
				AUX-FAN	FROM: 09.99	2 PJ 860

E 50 AMG (210.072)

4973 ccm	255 kW	M 119.985 (AMG 5.0)	02.96 - 08.97	ALT	FROM: 09.96; + AC	6 PK 2510
				AUX-FAN	FROM: 09.96	2 PJ 860

E 55 AMG (210.074)

5439 ccm	260 kW	M 113.980	08.97 - 03.02	ALT		6 PK 2390
				AUX-FAN		2 PJ 860

E 200 D (210.003)

1997 ccm	65 kW	OM 604.917	01.96 - 03.02	ALT	- AC	6 PK 2055
				ALT	+ AC	6 PK 2120
				AUX-FAN		2 PJ 860

E 200 CDI (210.007)

2151 ccm	75 kW	OM 611.961	06.98 - 03.02	ALT	- AC	6 PK 2191
				ALT	+ AC	6 PK 2270

E 200 CDI (210.007)

2148 ccm	85 kW	OM 611.961	07.99 - 03.02	ALT	- AC	6 PK 2191
				ALT	+ AC	6 PK 2270

E 220 CDI (210.006)

2151 ccm	92 kW	OM 611.961	06.98 - 07.99	ALT	FROM CHA-NO.: A962232;X027614	6 PK 2270
				ALT	UNTIL CHA-NO.: A962231;X027613; - AC	6 PK 2191
				ALT	UNTIL CHA-NO.: A962231;X027613; + AC	6 PK 2270

E 220 CDI (210.006)

2148 ccm	105 kW	OM 611.961	07.99 - 03.02	ALT	FROM CHA-NO.: A962232;X027614	6 PK 2270
				ALT	UNTIL CHA-NO.: A962231;X027613; - AC	6 PK 2191
				ALT	UNTIL CHA-NO.: A962231;X027613; + AC	6 PK 2270

E 220 D

2155 ccm	55 kW	OM 604.912	05.96 - 03.02	ALT	- AC	6 PK 2040
				ALT	+ AC	6 PK 2120
				AUX-FAN		2 PJ 860

E 220 D (210.004)

2155 ccm	70 kW	OM 604.912	06.95 - 07.99	ALT	- AC	6 PK 2040
				ALT	+ AC	6 PK 2120
				AUX-FAN		2 PJ 860



MERCEDES-BENZ

E-KLASSE (W210)

E 250 D (210.010)

2497 ccm	83 kW	OM 605.912	06.95 - 07.99	ALT	- AC	6 PK 2080
				ALT	+ AC	6 PK 2140
				AUX-FAN		2 PJ 860

E 250 Turbo-D (210.015)

2497 ccm	110 kW	OM 605.962	06.97 - 07.99	ALT	- AC	6 PK 2080
				ALT	+ AC	6 PK 2140
				AUX-FAN		2 PJ 860

E 270 CDI (210.016)

2685 ccm	125 kW	OM 612.961	07.99 - 03.02	ALT		6 PK 2270
----------	--------	------------	---------------	-----	--	-----------

E 290 Turbo-D (210.017)

2874 ccm	95 kW	OM 602.982	03.96 - 07.99	ALT	- AC	6 PK 2100
				ALT	+ AC	6 PK 2140
				AUX-FAN		2 PJ 860

E 300 D (210.020)

2996 ccm	100 kW	OM 606.912	06.95 - 06.97	ALT	- AC	6 PK 2080
				ALT	+ AC	6 PK 2140
				AUX-FAN		2 PJ 860

E 300 Turbo-D (210.025)

2996 ccm	130 kW	OM 606.962	12.96 - 07.99	ALT	- AC	6 PK 2065
				ALT	+ AC	6 PK 2130
				AUX-FAN		2 PJ 860

E 320 CDI (210.026)

3226 ccm	145 kW	OM 613.961	07.99 - 03.02	ALT		6 PK 2270
				AUX-FAN		2 PJ 860

E-KLASSE Kombi (S210)

E 200 T (210.235)

1998 ccm	100 kW	M 111.942	06.96 - 08.00	ALT	- AC; + NIV	6 PK 2055
				ALT	+ AC	6 PK 2155
				ALT	+ NIV; - AC	6 PK 2040
				AUX-FAN	UNTIL: 09.96	2 PJ 860

E 200 T Kompressor (210.248)

1998 ccm	120 kW	M 111.957	08.00 - 03.03	ALT		6 PK 1352
				PS		6 PK 1870

E 200 T Kompressor (210.245)

1998 ccm	137 kW	M 111.947	06.97 - 03.03	ALT	FROM: 11.97	6 PK 1330
				PS	FROM: 11.97; - AC; + NIV	6 PK 1775
				PS	FROM: 11.97; + AC; + NIV	6 PK 1863
				PS	FROM: 11.97; + AC; + NIV	6 PK 1870
				PS	FROM: 11.97; + NIV; - AC	6 PK 1760

E 230 T (210.237)

2295 ccm	110 kW	M 111.970	06.96 - 06.97	ALT	- AC	6 PK 2040
				ALT	+ AC	6 PK 2155
				AUX-FAN		2 PJ 860

E 240 T (210.261)

2398 ccm	125 kW	M 112.911	06.97 - 03.03	ALT	FROM: 10.97; - AC	6 PK 2315
				ALT	FROM: 10.97; + AC	6 PK 2390
				AUX-FAN	FROM: 10.97; UNTIL: 06.99	2 PJ 860

E 240 T (210.262)

2597 ccm	125 kW	M 112.914	08.00 - 03.03	ALT		6 PK 2390
----------	--------	-----------	---------------	-----	--	-----------

E 280 T (210.263)

2799 ccm	150 kW	M 112.921	12.96 - 03.03	ALT	FROM: 11.97; - AC	6 PK 2315
				ALT	FROM: 11.97; + AC	6 PK 2390
				AUX-FAN	FROM: 11.97	2 PJ 860

E 280 T 4-matic (210.281)

2799 ccm	150 kW	M 112.921	12.96 - 03.03	ALT	FROM: 11.97; - AC	6 PK 2315
				ALT	FROM: 11.97; + AC	6 PK 2390
				AUX-FAN	FROM: 11.97	2 PJ 860

E 320 T (210.265)

3199 ccm	165 kW	M 112.941	12.96 - 03.03	ALT	FROM: 04.97	6 PK 2390
				AUX-FAN	FROM: 04.97; UNTIL: 06.99	2 PJ 860

E 320 T 4-matic (210.282)

3199 ccm	165 kW	M 112.941	12.96 - 03.03	ALT	FROM: 05.97	6 PK 2390
				AUX-FAN	FROM: 05.97; UNTIL: 06.99	2 PJ 860



MERCEDES-BENZ

E-KLASSE Kombi (S210)

E 420 T (210.272)

4196 ccm	205 kW	M 119.985	06.96 - 06.97	ALT	+ AC	6 PK 2510
				AUX-FAN		2 PJ 860

E 430 T (210.270)

4266 ccm	205 kW	M 113.940	06.97 - 03.03	ALT	FROM: 11.97	6 PK 2390
				AUX-FAN	FROM: 11.97	2 PJ 860

E 430 T 4-matic (210.283)

4266 ccm	205 kW	M 113.940	05.99 - 03.03	ALT	FROM: 09.99	6 PK 2390
				AUX-FAN	FROM: 09.99	2 PJ 860

E 55 T AMG (210.274)

5439 ccm	260 kW	M 113.980	08.97 - 03.03	ALT		6 PK 2390
				AUX-FAN		2 PJ 860

E 220 T CDI (210.206)

2151 ccm	92 kW	OM 611.961	06.98 - 07.99	ALT	FROM CHA-NO.: A962232;X027614	6 PK 2270
				ALT	UNTIL CHA-NO.: A962231;X027613; - AC	6 PK 2191
				ALT	UNTIL CHA-NO.: A962231;X027613; + AC	6 PK 2270

E 220 T CDI (210.206)

2148 ccm	105 kW	OM 611.961	07.99 - 03.03	ALT	FROM CHA-NO.: A962232;X027614	6 PK 2270
				ALT	UNTIL CHA-NO.: A962231;X027613; - AC	6 PK 2191
				ALT	UNTIL CHA-NO.: A962231;X027613; + AC	6 PK 2270

E 250 T D (210.210)

2497 ccm	83 kW	OM 605.912	06.96 - 07.99	ALT	- AC	6 PK 2080
				ALT	+ AC	6 PK 2140
				AUX-FAN		2 PJ 860

E 250 T Turbo-D (210.215)

2497 ccm	110 kW	OM 605.962	06.97 - 07.99	ALT	FROM: 11.97; - AC	6 PK 2080
				ALT	FROM: 11.97; + AC	6 PK 2140
				AUX-FAN	FROM: 11.97	2 PJ 860

E 270 T CDI (210.216)

2685 ccm	125 kW	OM 612.961	07.99 - 03.03	ALT		6 PK 2270
----------	--------	------------	---------------	-----	--	-----------

E 290 T Turbo-D (210.217)

2874 ccm	95 kW	OM 602.982	06.96 - 07.99	ALT	- AC	6 PK 2100
				ALT	+ AC	6 PK 2140
				AUX-FAN		2 PJ 860

E 300 T Turbo-D (210.225)

2996 ccm	130 kW	OM 606.962	12.96 - 07.99	ALT	FROM: 11.97; - AC	6 PK 2065
				ALT	FROM: 11.97; + AC	6 PK 2130
				AUX-FAN	FROM: 11.97	2 PJ 860

E 320 T CDI (210.226)

3226 ccm	145 kW	OM 613.961	07.99 - 03.03	ALT		6 PK 2270
				AUX-FAN		2 PJ 860

E-KLASSE (W211)

E 200 Kompressor (211.042)

1796 ccm	120 kW	M 271.941	11.02 - 12.08	ALT		7 PK 2415
----------	--------	-----------	---------------	-----	--	-----------

E200 NGT (211.041)

1796 ccm	120 kW	M 271.941	03.04 - 12.08	ALT		7 PK 2415
----------	--------	-----------	---------------	-----	--	-----------

E 200 CGI

1796 ccm	125 kW	M 271.946	11.02 - 12.08	ALT		7 PK 2415
----------	--------	-----------	---------------	-----	--	-----------

E 200 Kompressor (211.041)

1796 ccm	135 kW	M 271.956	04.06 - 12.08	ALT		7 PK 2415
----------	--------	-----------	---------------	-----	--	-----------

E 230 (211.052)

2496 ccm	150 kW	M 272.922	09.07 - 12.08	ALT		6 PK 2404
----------	--------	-----------	---------------	-----	--	-----------

E 240 (211.061)

2597 ccm	130 kW	M 112.913;M 112.917	03.02 - 12.08	ALT	FROM: 09.02; FROM CHA-NO.: A135822	6 PK 2380
				ALT	FROM: 11.02; FROM CHA-NO.: X095169	6 PK 2380
				ALT	UNTIL: 09.02; UNTIL CHA-NO.: A135821	6 PK 2390
				ALT	UNTIL: 11.02; UNTIL CHA-NO.: X095168	6 PK 2390

E 240 4-matic (211.080)

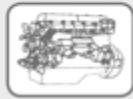
2597 ccm	130 kW	M 112.917	03.03 - 12.08	ALT	FROM: 08.03; FROM CHA-NO.: A135822	6 PK 2380
				ALT	FROM: 08.03; FROM CHA-NO.: X095169	6 PK 2380

E 280 (211.054)

2996 ccm	170 kW	M 272.943	03.05 - 12.08	ALT		6 PK 2404
----------	--------	-----------	---------------	-----	--	-----------

E 280 4-matic (211.092)

2996 ccm	170 kW	M 272.943	01.06 - 12.08	ALT		6 PK 2404
----------	--------	-----------	---------------	-----	--	-----------



MERCEDES-BENZ

E-KLASSE (W211)

E 320 (211.065)

3199 ccm	165 kW	M 112.949	03.02 - 12.08	ALT	FROM: 09.02; FROM CHA-NO.: A135822	6 PK 2380
				ALT	FROM: 11.02; FROM CHA-NO.: X095169	6 PK 2380
				ALT	UNTIL: 09.02; UNTIL CHA-NO.: A135821	6 PK 2390
				ALT	UNTIL: 11.02; UNTIL CHA-NO.: X095168	6 PK 2390

E 320 4-matic (211.082)

3199 ccm	165 kW	M 112.954	03.03 - 12.08	ALT	FROM: 08.03; FROM CHA-NO.: A135822	6 PK 2380
				ALT	FROM: 08.03; FROM CHA-NO.: X095169	6 PK 2380

E 350 (211.056)

3498 ccm	200 kW	M 272.964	03.05 - 12.08	ALT		6 PK 2404
----------	--------	-----------	---------------	-----	--	-----------

E 350 4-matic (211.087)

3498 ccm	200 kW	M 272.964;M 272.972	03.05 - 12.08	ALT		6 PK 2404
----------	--------	---------------------	---------------	-----	--	-----------

E 350 CGI (211.057)

3498 ccm	215 kW	M 272.985	09.07 - 12.08	ALT		6 PK 2404
----------	--------	-----------	---------------	-----	--	-----------

E 500 (211.070)

4966 ccm	225 kW	M 113.967	03.02 - 12.08	ALT	FROM: 09.02; FROM CHA-NO.: A135822	6 PK 2380
				ALT	FROM: 11.02; FROM CHA-NO.: X095169	6 PK 2380
				ALT	UNTIL: 09.02; UNTIL CHA-NO.: A135821	6 PK 2390
				ALT	UNTIL: 11.02; UNTIL CHA-NO.: X095168	6 PK 2390

E 500 4-matic (211.083)

4966 ccm	225 kW	M 113.969	10.03 - 12.08	ALT	FROM CHA-NO.: A135822	6 PK 2380
				ALT	FROM CHA-NO.: X095169	6 PK 2380

E 500 (211.072)

5461 ccm	285 kW	M 273.960	04.06 - 12.08	ALT		6 PK 2404
----------	--------	-----------	---------------	-----	--	-----------

E 500 4-matic (211.090)

5461 ccm	285 kW	M 273.962	04.06 - 12.08	ALT		6 PK 2404
----------	--------	-----------	---------------	-----	--	-----------

E 55 AMG Kompressor (211.076)

5439 ccm	350 kW	M 113.990	10.02 - 12.08	ALT		6 PK 2445
----------	--------	-----------	---------------	-----	--	-----------

E 63 AMG (211.077)

6208 ccm	378 kW	M 156.983	03.06 - 12.08	ALT	FROM: 08.06	6 PK 2360
----------	--------	-----------	---------------	-----	-------------	-----------

E 200 CDI (211.004)

2148 ccm	75 kW	OM 646.951	07.02 - 12.08	ALT	FROM: 11.02; FROM MTR-NO: 348118	6 PK 2260
				ALT	FROM: 11.02; UNTIL MTR-NO: 348117	6 PK 2240

E 200 CDI (211.004)

2148 ccm	90 kW	OM 646.951	07.02 - 12.08	ALT	FROM: 09.03; FROM MTR-NO: 348118	6 PK 2260
				ALT	FROM: 09.03; UNTIL MTR-NO: 348117	6 PK 2240

E 200 CDI (211.007)

2148 ccm	100 kW	OM 646.820	04.06 - 12.08	ALT		6 PK 2260
----------	--------	------------	---------------	-----	--	-----------

E 220 CDI (211.006)

2148 ccm	100 kW	OM 646.961	03.02 - 12.08	ALT	FROM: 11.05	6 PK 2260
----------	--------	------------	---------------	-----	-------------	-----------

E 220 CDI (211.006)

2148 ccm	110 kW	OM 646.961	03.02 - 12.08	ALT	FROM: 07.03; FROM CHA-NO.: A348118;X109212	6 PK 2260
				ALT	UNTIL: 07.03; UNTIL CHA-NO.: A348117;X109211	6 PK 2255

E 220 CDI (211.008)

2148 ccm	125 kW	OM 646.821	04.06 - 12.08	ALT	FROM CHA-NO.: A348118;X109212	6 PK 2260
----------	--------	------------	---------------	-----	-------------------------------	-----------

E 270 CDI (211.016)

2685 ccm	130 kW	OM 647.961	03.02 - 12.08	ALT	FROM: 07.03; FROM CHA-NO.: A348119;X109213	6 PK 2240
				ALT	UNTIL: 07.03; UNTIL CHA-NO.: A348118;X109212	6 PK 2260

E 280 CDI (211.023)

3222 ccm	130 kW	OM 648.961	05.04 - 12.08	ALT		6 PK 2260
----------	--------	------------	---------------	-----	--	-----------

E 280 CDI (211.020)

2987 ccm	140 kW	OM 642.920	03.05 - 12.08	ALT		7 PK 2035
----------	--------	------------	---------------	-----	--	-----------

E 280 CDI 4-matic

2987 ccm	140 kW	OM 642.921	03.05 - 12.08	ALT		7 PK 2035
----------	--------	------------	---------------	-----	--	-----------

E 300 BlueTEC

2987 ccm	155 kW	OM 642.920	09.07 - 12.08	ALT		7 PK 2035
----------	--------	------------	---------------	-----	--	-----------

E 320 CDI (211.026)

3222 ccm	150 kW	OM 648.961	11.02 - 12.08	ALT	FROM CHA-NO.: A135823;X097254	6 PK 2380
				ALT	UNTIL CHA-NO.: A135822;X097253	6 PK 2260

E 320 CDI (211.022)

2987 ccm	165 kW	OM 642.920	03.05 - 12.08	ALT		7 PK 2035
----------	--------	------------	---------------	-----	--	-----------

E 320 CDI 4-matic

2987 ccm	165 kW	OM 642.910	03.05 - 12.08	ALT		7 PK 2035
----------	--------	------------	---------------	-----	--	-----------



MERCEDES-BENZ

E-KLASSE (W211)

E 400 CDI (211.028)

3996 ccm	191 kW	OM 628.961	02.03 - 12.08	ALT		7 PK 2276
----------	--------	------------	---------------	-----	--	-----------

E-KLASSE Kombi (S211)

E 200 T Kompressor (211.242)

1796 ccm	120 kW	M 271.941	03.03 - 07.09	ALT		7 PK 2415
----------	--------	-----------	---------------	-----	--	-----------

E 200 Kompressor (211.241)

1796 ccm	135 kW	M 271.956	04.06 - 07.09	ALT		7 PK 2415
----------	--------	-----------	---------------	-----	--	-----------

E 230 T (211.252)

2496 ccm	150 kW	M 272.922	05.07 - 07.09	ALT		6 PK 2404
----------	--------	-----------	---------------	-----	--	-----------

E 240 T (211.261)

2597 ccm	130 kW	M 112.913	03.03 - 07.09	ALT	FROM CHA-NO.: A135822	6 PK 2380
				ALT	FROM CHA-NO.: X095169	6 PK 2380

E 240 T 4-matic (211.280)

2597 ccm	130 kW	M 112.917	07.03 - 07.09	ALT	FROM CHA-NO.: A135822	6 PK 2380
				ALT	FROM CHA-NO.: X095169	6 PK 2380

E 280 T (211.254)

2996 ccm	170 kW	M 272.943	03.05 - 07.09	ALT		6 PK 2404
----------	--------	-----------	---------------	-----	--	-----------

E 280 T 4-matic (211.292)

2996 ccm	170 kW	M 272.943	03.05 - 07.09	ALT		6 PK 2404
----------	--------	-----------	---------------	-----	--	-----------

E 320 T (211.265)

3199 ccm	165 kW	M 112.949	03.03 - 07.09	ALT	FROM CHA-NO.: A135822	6 PK 2380
				ALT	FROM CHA-NO.: X095169	6 PK 2380

E 320 T 4-matic (211.282)

3199 ccm	165 kW	M 112.954	07.03 - 07.09	ALT	FROM CHA-NO.: A135822	6 PK 2380
				ALT	FROM CHA-NO.: X095169	6 PK 2380

E 350 T (211.256)

3498 ccm	200 kW	M 272.964;M 272.972	03.05 - 07.09	ALT		6 PK 2404
----------	--------	---------------------	---------------	-----	--	-----------

E 350 T 4-matic (211.287)

3498 ccm	200 kW	M 272.964;M 272.972	03.05 - 07.09	ALT		6 PK 2404
----------	--------	---------------------	---------------	-----	--	-----------

350 CGI (211.257)

3498 ccm	215 kW	M 272.985	05.06 - 07.09	ALT		6 PK 2404
----------	--------	-----------	---------------	-----	--	-----------

E 500 T (211.270)

4966 ccm	225 kW	M 113.967	10.03 - 07.09	ALT	FROM CHA-NO.: A135822	6 PK 2380
				ALT	FROM CHA-NO.: X095169	6 PK 2380

E 500 T 4-matic (211.283)

4966 ccm	225 kW	M 113.969	10.03 - 07.09	ALT	FROM CHA-NO.: A135822	6 PK 2380
				ALT	FROM CHA-NO.: X095169	6 PK 2380

E 500 T (211.272)

5461 ccm	285 kW	M 273.960	04.06 - 07.09	ALT		6 PK 2404
----------	--------	-----------	---------------	-----	--	-----------

E 500 T 4-matic (211.290)

5461 ccm	285 kW	M 273.962	04.06 - 07.09	ALT		6 PK 2404
----------	--------	-----------	---------------	-----	--	-----------

E 55 T AMG Kompressor (211.276)

5439 ccm	350 kW	M 113.990	07.03 - 07.09	ALT		6 PK 2445
----------	--------	-----------	---------------	-----	--	-----------

E 63 AMG (211.277)

6208 ccm	378 kW	M 156.983	03.06 - 07.09	ALT	FROM: 08.06	6 PK 2360
----------	--------	-----------	---------------	-----	-------------	-----------

E 200 CDI (211.207)

2148 ccm	100 kW	OM 646.821	04.06 - 07.09	ALT		6 PK 2260
----------	--------	------------	---------------	-----	--	-----------

E 220 CDI (211.206)

2148 ccm	100 kW	OM 646.961	03.03 - 07.09	ALT	FROM: 11.05	6 PK 2260
----------	--------	------------	---------------	-----	-------------	-----------

E 220 T CDI (211.206)

2148 ccm	110 kW	OM 646.961	03.03 - 07.09	ALT	FROM: 07.03; FROM CHA-NO.: A348118;X109212	6 PK 2260
				ALT	UNTIL: 07.03; UNTIL CHA-NO.: A348117;X109211	6 PK 2240

E 220 T CDI (211.208)

2148 ccm	125 kW	OM 646.821	04.06 - 07.09	ALT	FROM CHA-NO.: A348118;X109212	6 PK 2260
----------	--------	------------	---------------	-----	-------------------------------	-----------

E 270 T CDI (211.216)

2685 ccm	130 kW	OM 647.961	03.03 - 07.09	ALT	FROM: 07.03; FROM CHA-NO.: A348119;X109213	6 PK 2240
				ALT	UNTIL: 07.03; UNTIL CHA-NO.: A348118;X109212	6 PK 2260

E 280 T CDI (211.223)

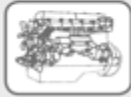
3222 ccm	130 kW	OM 648.961	05.04 - 07.09	ALT		6 PK 2260
----------	--------	------------	---------------	-----	--	-----------

E 280 T CDI (211.220)

2987 ccm	140 kW	OM 642.920	03.05 - 07.09	ALT		7 PK 2035
----------	--------	------------	---------------	-----	--	-----------

E 280 T CDI 4-matic (211.284)

2987 ccm	140 kW	OM 642.921	03.05 - 07.09	ALT		7 PK 2035
----------	--------	------------	---------------	-----	--	-----------



MERCEDES-BENZ

E-KLASSE Kombi (S211)

E 320 T CDI (211.226)

3222 ccm	150 kW	OM 648.961	03.03 - 07.09	ALT	FROM CHA-NO.: A135823;X097254	6 PK 2380
				ALT	UNTIL CHA-NO.: A135822;X097253	6 PK 2260

E 320 T CDI (211.222)

2987 ccm	165 kW	OM 642.920	03.05 - 07.09	ALT		7 PK 2035
----------	--------	------------	---------------	-----	--	-----------

E 320 T CDI 4-matic (211.289)

2987 ccm	165 kW	OM 642.920	03.05 - 07.09	ALT		7 PK 2035
----------	--------	------------	---------------	-----	--	-----------

E-KLASSE (W212)

E 200 CGI (212.048, 212.148)

1796 ccm	135 kW	M 271.820;M 271.860	08.09 -	ALT		6 PK 2315
----------	--------	---------------------	---------	-----	--	-----------

E 250 CGI (212.047, 212.147)

1796 ccm	150 kW	M 271.860	01.09 -	ALT		6 PK 2315
----------	--------	-----------	---------	-----	--	-----------

E 350 4-matic (212.087)

3498 ccm	200 kW	M 272.977	01.09 -	ALT		6 PK 2404
----------	--------	-----------	---------	-----	--	-----------

E 350 CGI (212.057)

3498 ccm	215 kW	M 272.983	01.09 -	ALT		6 PK 2404
----------	--------	-----------	---------	-----	--	-----------

E 500 (212.072)

5461 ccm	285 kW	M 273.971	01.09 -	ALT	FROM: 10.09; FROM CHA-NO.: A163568	6 PK 2390
				ALT	UNTIL: 10.09; UNTIL CHA-NO.: A163567	6 PK 2404

E 500 4-matic (212.090)

5461 ccm	285 kW	M 273.970	01.09 -	ALT	FROM: 10.09; FROM CHA-NO.: A163568	6 PK 2390
				ALT	UNTIL: 10.09; UNTIL CHA-NO.: A163567	6 PK 2404

E 63 AMG (212.077)

6208 ccm	386 kW	M 156.985	12.09 -	ALT		6 PK 2360
----------	--------	-----------	---------	-----	--	-----------

E 200 CDI (212.005)

2143 ccm	100 kW	OM 651.925	01.09 -	ALT		6 PK 2155
----------	--------	------------	---------	-----	--	-----------

E 220 CDI (212.002)

2143 ccm	125 kW	OM 651.924	01.09 -	ALT		6 PK 2155
----------	--------	------------	---------	-----	--	-----------

E 250 CDI (212.003)

2143 ccm	150 kW	OM 651.924	01.09 -	ALT		6 PK 2155
----------	--------	------------	---------	-----	--	-----------

E 350 BlueTEC (212.024)

2987 ccm	155 kW	OM 642.850	01.09 -	ALT		7 PK 2035
----------	--------	------------	---------	-----	--	-----------

E 350 CDI (212.025)

2987 ccm	170 kW	OM 642.850	01.09 -	ALT		7 PK 2035
----------	--------	------------	---------	-----	--	-----------

E 350 CDI 4-matic (212.089)

2987 ccm	170 kW	OM 642.856	09.09 -	ALT		7 PK 2035
----------	--------	------------	---------	-----	--	-----------

E-KLASSE Kombi (S212)

E 200 CGI (212.248)

1796 ccm	135 kW	M 271.820;M 271.860	11.09 -	ALT		6 PK 2315
----------	--------	---------------------	---------	-----	--	-----------

E 250 CGI (212.247)

1796 ccm	150 kW	M 271.860	11.09 -	ALT		6 PK 2315
----------	--------	-----------	---------	-----	--	-----------

E 350 4-matic (212.287)

3498 ccm	200 kW	M 272.977	11.09 -	ALT		6 PK 2404
----------	--------	-----------	---------	-----	--	-----------

E 350 CGI (212.257)

3498 ccm	215 kW	M 272.983	11.09 -	ALT		6 PK 2404
----------	--------	-----------	---------	-----	--	-----------

E 500 (212.272)

5461 ccm	285 kW	M 273.971	11.09 -	ALT	FROM CHA-NO.: A163568	6 PK 2390
----------	--------	-----------	---------	-----	-----------------------	-----------

E 63 AMG (212.277)

6208 ccm	386 kW	M 156.985	08.09 -	ALT		6 PK 2360
----------	--------	-----------	---------	-----	--	-----------

E 200 CDI (212.205)

2143 ccm	100 kW	OM 651.925	11.09 -	ALT		6 PK 2155
----------	--------	------------	---------	-----	--	-----------

E 220 CDI (212.202)

2143 ccm	125 kW	OM 651.924	11.09 -	ALT		6 PK 2155
----------	--------	------------	---------	-----	--	-----------

E 250 CDI (212.203)

2143 ccm	150 kW	OM 651.924	11.09 -	ALT		6 PK 2155
----------	--------	------------	---------	-----	--	-----------

E 350 BlueTEC (212.224)

2987 ccm	155 kW	OM 642.850	11.09 -	ALT		7 PK 2035
----------	--------	------------	---------	-----	--	-----------

E 350 CDI (212.225)

2987 ccm	170 kW	OM 642.850	11.09 -	ALT		7 PK 2035
----------	--------	------------	---------	-----	--	-----------

E 350 CDI 4-matic (212.289)

2987 ccm	170 kW	OM 642.856	11.09 -	ALT		7 PK 2035
----------	--------	------------	---------	-----	--	-----------



MERCEDES-BENZ

E-KLASSE Coupe (C207)

E 200 CGI (207.348)

1796 ccm	135 kW	M 271.820;M 271.860	01.10 -	ALT		6 PK 2315
----------	--------	---------------------	---------	-----	--	-----------

E 250 CGI (207.347)

1796 ccm	150 kW	M 271.860	01.09 -	ALT		6 PK 2315
----------	--------	-----------	---------	-----	--	-----------

E 350 CGI (207.357)

3498 ccm	215 kW	M 272.982;M 272.984	01.09 -	ALT	FROM: 06.09; + AUTO-TM; MOD: 7GTronic	6 PK 2390
				ALT	FROM: 06.09; + MAN-TM	6 PK 2404

E 500 (207.372)

5461 ccm	285 kW	M 273.966	01.09 -	ALT	+ AUTO-TM	6 PK 2390
				ALT	+ MAN-TM	6 PK 2404

E 220 CDI (207.302)

2143 ccm	125 kW	OM 651.911	01.10 -	ALT		6 PK 2155
----------	--------	------------	---------	-----	--	-----------

E 350 CDI (207.322)

2987 ccm	170 kW	OM 642.836	01.09 -	ALT		7 PK 2035
----------	--------	------------	---------	-----	--	-----------

E-KLASSE Cabriolet (A207)

E 200 CGI (207.448)

1796 ccm	135 kW	M 271.820;M 271.860	01.10 -	ALT		6 PK 2315
----------	--------	---------------------	---------	-----	--	-----------

E 250 CGI (207.447)

1796 ccm	150 kW	M 271.860	01.10 -	ALT		6 PK 2315
----------	--------	-----------	---------	-----	--	-----------

E 350 CGI (207.457)

3498 ccm	215 kW	M 272.982;M 272.984	01.10 -	ALT	+ AUTO-TM	6 PK 2390
				ALT	+ MAN-TM	6 PK 2404

E 500 (207.472)

5461 ccm	285 kW	M 273.966	01.10 -	ALT	+ AUTO-TM	6 PK 2390
				ALT	+ MAN-TM	6 PK 2404

E 220 CDI (207.402)

2143 ccm	125 kW	OM 651.911	01.10 -	ALT		6 PK 2155
----------	--------	------------	---------	-----	--	-----------

E 250 CDI (207.403)

2143 ccm	150 kW	OM 651.911	01.10 -	ALT		6 PK 2155
----------	--------	------------	---------	-----	--	-----------

E 350 CDI (207.422)

2987 ccm	170 kW	OM 642.836	01.10 -	ALT		7 PK 2035
----------	--------	------------	---------	-----	--	-----------

S-KLASSE (W140)

S 280 (140.028)

2799 ccm	142 kW	M 104.944	02.93 - 10.98	ALT	FROM: 06.93; - AC	6 PK 2330
				ALT	FROM: 06.93; FROM MTR-NO: 001106; + MAN-TM; + AC	6 PK 2205
				ALT	FROM: 06.93; FROM MTR-NO: 007448; UNTIL MTR-NO: 001105; + MAN-TM; + AC	6 PK 2228
				ALT	FROM: 06.93; FROM MTR-NO: 007448; UNTIL MTR-NO: 016164; + AUTO-TM; + AC	6 PK 2228
				ALT	FROM: 06.93; FROM MTR-NO: 016165; + AUTO-TM; + AC	6 PK 2205
				ALT	FROM: 06.93; UNTIL MTR-NO: 007447; + AC	6 PK 2445

300 SE 2.8 (140.028)

2799 ccm	145 kW	M 104.944	01.93 - 10.98	ALT	- AC	6 PK 2330
				ALT	FROM MTR-NO: 001106; + MAN-TM; + AC	6 PK 2205
				ALT	FROM MTR-NO: 007448; UNTIL MTR-NO: 001105; + MAN-TM; + AC	6 PK 2228
				ALT	FROM MTR-NO: 007448; UNTIL MTR-NO: 016164; + AUTO-TM; + AC	6 PK 2228
				ALT	FROM MTR-NO: 016165; + AUTO-TM; + AC	6 PK 2205
				ALT	UNTIL MTR-NO: 007447; + AC	6 PK 2445

300 SE,SEL/S320 (140.032, 140.033)

3199 ccm	170 kW	M 104.990;M 104.994	03.91 - 10.98	ALT	- AC; FROM: 06.91	8 PK 2337
				ALT	FROM: 06.93; MTR-CODE: 104990; + AC	8 PK 2440
				ALT	MTR-CODE: 104990; + AC	8 PK 2440

S 420 (140.042)

4196 ccm	205 kW	M 119.971	01.93 - 10.98	ALT	FROM: 06.93	6 PK 2510
----------	--------	-----------	---------------	-----	-------------	-----------

400 SE,SEL/S420 (140.042, 140.043)

4196 ccm	210 kW	M 119.971	02.91 - 10.98	ALT	FROM: 08.91; FROM MTR-NO: 011683; MTR-CODE: 119981; + AUTO-TM	6 PK 2535
				ALT	FROM: 08.91; MTR-CODE: 119975	6 PK 2535
				ALT	FROM: 08.91; MTR-CODE: 119981; + MAN-TM	8 PK 2465
				ALT	FROM: 08.91; UNTIL MTR-NO: 011682; MTR-CODE: 119981; + AUTO-TM	8 PK 2465



MERCEDES-BENZ

S-KLASSE (W140)

S 500 (140.050, 140.051)

4973 ccm	235 kW	M 119.970;M 119.980	01.93 - 10.98	ALT	FROM: 10.95; OE-NO.: 0119970992; + AC	6 PK 2510
				ALT	FROM: 10.95; OE-NO.: 0119972992	6 PK 2535

500 SE,SEL (140.050, 140.051)

4973 ccm	240 kW	M 119.970	02.91 - 10.98	ALT	+ MAN-TM	8 PK 2465
				ALT	FROM MTR-NO: 005782; + AUTO-TM	6 PK 2535
				ALT	UNTIL MTR-NO: 005781; + AUTO-TM	8 PK 2465

S 600 (140.056, 140.057)

5987 ccm	290 kW	M 120.980;M 120.982	01.93 - 10.98	ALT	FROM: 06.93; MTR-CODE: 120982; OE-NO.: 0119976792	6 PK 2585
				ALT	FROM: 06.93; MTR-CODE: 120982; OE-NO.: 0119976892	6 PK 2535

S 300 Turbo-D (140.135)

2996 ccm	130 kW	OM 606.961	05.96 - 10.98	ALT	FROM: 09.96; + AC	6 PK 2140
----------	--------	------------	---------------	-----	-------------------	------------------

S 350 Turbo-D (140.134)

3449 ccm	110 kW	OM 603.971	01.93 - 10.98	ALT	FROM: 04.95; + AC	6 PK 2140
				ALT	FROM: 06.93; - AC	6 PK 2080
				ALT	FROM: 06.93; UNTIL: 04.95; + AC	6 PK 2145

S-KLASSE Coupe (C140)

SEC/CL 420 (140.063)

4196 ccm	205 kW	M 119.971;M 119.981	10.94 - 02.99	ALT	FROM: 07.96; MTR-CODE: 111971; OE-NO.: 0099978792	8 PK 2465
				ALT	FROM: 07.96; MTR-CODE: 111971; OE-NO.: 0119972992	6 PK 2535
				ALT	FROM: 07.96; MTR-CODE: 111971; OE-NO.: 0119973092	6 PK 2460
				ALT	MTR-CODE: 119981	6 PK 2510

SEC/CL 500 (140.070)

4973 ccm	235 kW	M 119.970	10.92 - 02.99	ALT	FROM: 06.93; + MAN-TM	8 PK 2465
				ALT	FROM: 06.93; FROM MTR-NO: 026391; + AUTO-TM	6 PK 2535
				ALT	FROM: 06.93; UNTIL MTR-NO: 026390; + AUTO-TM	8 PK 2465
				ALT	FROM: 07.96; OE-NO.: 0099978792	8 PK 2465
				ALT	FROM: 07.96; OE-NO.: 0119972992	6 PK 2535
				ALT	FROM: 07.96; OE-NO.: 0119973092	6 PK 2460

SEC/CL 600 (140.076)

5987 ccm	290 kW	M 120.980;M 120.982	09.92 - 02.99	ALT	FROM: 07.96; OE-NO.: 0119976792	6 PK 2585
----------	--------	---------------------	---------------	-----	---------------------------------	------------------

S-KLASSE (W220)

S 280 (220.063, 220.163)

2799 ccm	150 kW	M 112.922	10.98 - 08.05	ALT	FROM: 01.01; FROM CHA-NO.: A190250	6 PK 2373
				ALT	FROM: 02.99; UNTIL: 01.01; UNTIL CHA-NO.: A190249	6 PK 2390
				ALT	FROM: 02.99; UNTIL: 09.02; UNTIL CHA-NO.: A322759	6 PK 2390
				ALT	FROM: 09.02; FROM CHA-NO.: A322760	6 PK 2380

S 320 (220.065, 220.165)

3199 ccm	165 kW	M 112.944	10.98 - 08.05	ALT	FROM: 02.99; FROM CHA-NO.: 190250	6 PK 2373
				ALT	FROM: 02.99; UNTIL CHA-NO.: 190249	6 PK 2390

S 350 (220.067, 220.167)

3724 ccm	180 kW	M 112.972	09.02 - 08.05	ALT	FROM CHA-NO.: A190250	6 PK 2373
				ALT	FROM CHA-NO.: A322760	6 PK 2380

S 350 4-matic (220.087, 220.187)

3724 ccm	180 kW	M 112.975	06.03 - 08.05	ALT	FROM CHA-NO.: A190250	6 PK 2373
				ALT	FROM CHA-NO.: A322760	6 PK 2380

S 430 (220.070, 220.170)

4266 ccm	205 kW	M 113.941	10.98 - 08.05	ALT	FROM: 10.02; FROM CHA-NO.: A322760	6 PK 2380
				ALT	UNTIL: 09.02; UNTIL CHA-NO.: A322759	6 PK 2390

S 430 4-matic (220.083, 220.183)

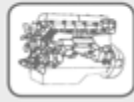
4266 ccm	205 kW	M 113.948	09.02 - 08.05	ALT		6 PK 2380
----------	--------	-----------	---------------	-----	--	------------------

S 500 (220.075, 220.175, 220.875)

4966 ccm	225 kW	M 113.960	10.98 - 08.05	ALT	FROM: 07.00; UNTIL: 09.02; UNTIL CHA-NO.: A322759	6 PK 2390
				ALT	FROM: 10.02; FROM CHA-NO.: A322760	6 PK 2380

S 500 4-matic (220.084, 220.184)

4966 ccm	225 kW	M 113.966	09.02 - 08.05	ALT		6 PK 2380
----------	--------	-----------	---------------	-----	--	------------------



MERCEDES-BENZ

S-KLASSE (W220)

S 55 AMG (220.073, 220.173)

5439 ccm	265 kW	M 113.986	04.99 - 08.05	ALT	FROM: 09.99; FROM CHA-NO.: A322760	6 PK 2380
				ALT	FROM: 09.99; UNTIL CHA-NO.: A322759	6 PK 2390

S 55 AMG Kompressor (220.074, 220.174)

5439 ccm	368 kW	M 113.991	06.02 - 08.05	ALT		6 PK 2460
----------	--------	-----------	---------------	-----	--	-----------

S 600 (220.176)

5513 ccm	368 kW	M 275.950	09.02 - 08.05	ALT		7 PK 2337
----------	--------	-----------	---------------	-----	--	-----------

S 65 AMG (220.179)

5980 ccm	450 kW	M 275.980	03.04 - 08.05	ALT		7 PK 2337
----------	--------	-----------	---------------	-----	--	-----------

S 320 CDI (220.026, 220.126)

3222 ccm	145 kW	OM 613.960	08.99 - 09.02	ALT		6 PK 2260
----------	--------	------------	---------------	-----	--	-----------

S 320 CDI (220.025, 220.125)

3222 ccm	150 kW	OM 648.960	09.02 - 08.05	ALT		6 PK 2260
----------	--------	------------	---------------	-----	--	-----------

S 400 CDI (220.028, 220.128)

3996 ccm	184 kW	OM 628.960	06.00 - 08.05	ALT	OE-NO.: 0149971592	7 PK 2276
				ALT	OE-NO.: 0149971692	7 PK 2283

S 400 CDI (220.028, 220.128)

3996 ccm	191 kW	OM 628.960	06.03 - 08.05	ALT	OE-NO.: 0149971592	7 PK 2276
				ALT	OE-NO.: 0149971692	7 PK 2283

S-KLASSE Coupe (C215)

CL 500 (215.375)

4966 ccm	225 kW	M 113.960	03.99 - 03.06	ALT	FROM: 09.99; UNTIL: 09.02; UNTIL CHA-NO.: A032309	6 PK 2390
				ALT	FROM: 10.02; FROM CHA-NO.: A032310	6 PK 2380

CL 55 AMG (215.373)

5439 ccm	265 kW	M 113.986	10.99 - 03.06	AIR-C	FROM: 04.00	6 PK 2390
----------	--------	-----------	---------------	-------	-------------	-----------

CL 55 AMG Kompressor (215.374)

5439 ccm	368 kW	M 113.991	06.02 - 03.06	ALT		6 PK 2460
----------	--------	-----------	---------------	-----	--	-----------

CL 600 (215.376)

5513 ccm	368 kW	M 275.950	09.02 - 03.06	ALT		7 PK 2337
----------	--------	-----------	---------------	-----	--	-----------

CL 65 AMG (215.379)

5980 ccm	450 kW	M 275.980	09.03 - 03.06	ALT		7 PK 2337
----------	--------	-----------	---------------	-----	--	-----------

S-KLASSE (W221)

S 350 (221.056, 221.156)

3498 ccm	200 kW	M 272.965	10.05 -	ALT		6 PK 2404
----------	--------	-----------	---------	-----	--	-----------

S 350 4-matic (221.087, 221.187)

3498 ccm	200 kW	M 272.975	02.08 -	ALT		6 PK 2404
----------	--------	-----------	---------	-----	--	-----------

S 450 (221.070, 221.170)

4663 ccm	250 kW	M 273.922	12.05 -	ALT		6 PK 2404
----------	--------	-----------	---------	-----	--	-----------

S 450 4-matic (221.084, 221.184)

4663 ccm	250 kW	M 273.924	12.05 -	ALT		6 PK 2404
----------	--------	-----------	---------	-----	--	-----------

S 500 (221.071, 221.171)

5461 ccm	285 kW	M 273.961	10.05 -	ALT		6 PK 2404
----------	--------	-----------	---------	-----	--	-----------

S 500 4-matic (221.086, 221.186)

5461 ccm	285 kW	M 273.961; M 273.968	10.05 -	ALT	FROM: 06.06	6 PK 2404
----------	--------	----------------------	---------	-----	-------------	-----------

S 63 AMG (221.077, 221.177)

6208 ccm	386 kW	M 156.984	10.06 -	ALT		6 PK 2360
----------	--------	-----------	---------	-----	--	-----------

S 320 CDI / S 350 CDI (221.022, 221.122)

2987 ccm	173 kW	OM 642.930	12.05 -	ALT	OE-NO.: 0009932896	8 PK 2035
				ALT	OE-NO.: 0019937596	7 PK 2035

S 320 CDI 4-matic (221.080, 221.180)

2987 ccm	173 kW	OM 642.932	10.06 -	ALT	OE-NO.: 0009932896	8 PK 2035
				ALT	OE-NO.: 0019937596	7 PK 2035

S-KLASSE Coupe (C216)

CL 500 (216.371)

5461 ccm	285 kW	M 273.961	06.06 -	ALT		6 PK 2404
----------	--------	-----------	---------	-----	--	-----------

CL 500 4-matic (216.386)

5461 ccm	285 kW	M 273.968	02.08 -	ALT		6 PK 2404
----------	--------	-----------	---------	-----	--	-----------

CL 63 AMG (216.377)

6208 ccm	386 kW	M 156.984	10.06 -	ALT		6 PK 2360
----------	--------	-----------	---------	-----	--	-----------



MERCEDES-BENZ

SL (R129)

280 (129.058)

2799 ccm	142 kW	M 104.943	08.93 - 10.01	ALT	FROM MTR-NO: 000901; UNTIL MTR-NO: 001434; + MAN-TM; - AC	6 PK 2130
				ALT	FROM MTR-NO: 000901; UNTIL MTR-NO: 001434; + MAN-TM; + AC	6 PK 2228
				ALT	FROM MTR-NO: 001435; + MAN-TM; - AC	6 PK 2130
				ALT	FROM MTR-NO: 001435; + MAN-TM; + AC	6 PK 2205
				ALT	FROM MTR-NO: 003621; UNTIL MTR-NO: 006116; + AUTO-TM; - AC	6 PK 2130
				ALT	FROM MTR-NO: 003621; UNTIL MTR-NO: 006116; + AUTO-TM; + AC	6 PK 2228
				ALT	FROM MTR-NO: 006117; + AUTO-TM; - AC	6 PK 2130
				ALT	FROM MTR-NO: 006117; + AUTO-TM; + AC	6 PK 2205
				ALT	UNTIL MTR-NO: 000900; + MAN-TM; - AC	6 PK 2330
				ALT	UNTIL MTR-NO: 000900; + MAN-TM; + AC	6 PK 2415
				ALT	UNTIL MTR-NO: 003620; + AUTO-TM; - AC	6 PK 2330
				ALT	UNTIL MTR-NO: 003620; + AUTO-TM; + AC	6 PK 2415

280 (129.059)

2799 ccm	150 kW	M 112.923;M 112.925	05.98 - 10.01	ALT		6 PK 2390
----------	--------	---------------------	---------------	-----	--	-----------

300 SL (129.060)

2960 ccm	140 kW	M 103.984	03.89 - 08.93	ALT	FROM: 09.89; - CAT; - AC	6 PK 2176
				ALT	FROM: 09.89; - CAT; + AC	6 PK 2260
				ALT	FROM: 09.89; + CAT; - AC	6 PK 2330
				ALT	FROM: 09.89; + CAT; + AC	6 PK 2415

300 SL-24 (129.061)

2960 ccm	170 kW	M 104.981	03.89 - 07.93	ALT	FROM: 09.89; FROM MTR-NO: 001591; + MAN-TM; - CAT; - AC	6 PK 2176
				ALT	FROM: 09.89; FROM MTR-NO: 001591; + MAN-TM; - CAT; + AC	6 PK 2260
				ALT	FROM: 09.89; FROM MTR-NO: 001591; + MAN-TM; + CAT; - AC	6 PK 2330
				ALT	FROM: 09.89; FROM MTR-NO: 001591; + MAN-TM; + CAT; + AC	6 PK 2415
				ALT	FROM: 09.89; FROM MTR-NO: 014274; + AUTO-TM; - CAT; - AC	6 PK 2176
				ALT	FROM: 09.89; FROM MTR-NO: 014274; + AUTO-TM; - CAT; + AC	6 PK 2260
				ALT	FROM: 09.89; FROM MTR-NO: 014274; + AUTO-TM; + CAT; - AC	6 PK 2330
				ALT	FROM: 09.89; FROM MTR-NO: 014274; + AUTO-TM; + CAT; + AC	6 PK 2415
				ALT	FROM: 09.89; UNTIL MTR-NO: 001590; + MAN-TM; - CAT; - AC	6 PK 2205
				ALT	FROM: 09.89; UNTIL MTR-NO: 001590; + MAN-TM; - CAT; + AC	6 PK 2285
				ALT	FROM: 09.89; UNTIL MTR-NO: 001590; + MAN-TM; + CAT; - AC	6 PK 2360
				ALT	FROM: 09.89; UNTIL MTR-NO: 001590; + MAN-TM; + CAT; + AC	6 PK 2445
				ALT	FROM: 09.89; UNTIL MTR-NO: 014273; + AUTO-TM; - CAT; - AC	6 PK 2205
				ALT	FROM: 09.89; UNTIL MTR-NO: 014273; + AUTO-TM; - CAT; + AC	6 PK 2285
				ALT	FROM: 09.89; UNTIL MTR-NO: 014273; + AUTO-TM; + CAT; - AC	6 PK 2360
				ALT	FROM: 09.89; UNTIL MTR-NO: 014273; + AUTO-TM; + CAT; + AC	6 PK 2445

320 (129.064)

3199 ccm	165 kW	M 112.943	05.98 - 10.01	ALT		6 PK 2390
----------	--------	-----------	---------------	-----	--	-----------

320 (129.063)

3199 ccm	170 kW	M 104.991	09.93 - 10.01	ALT	FROM MTR-NO: 009986; - AC	6 PK 2130
				ALT	FROM MTR-NO: 009986; UNTIL MTR-NO: 020513; + AC	6 PK 2228
				ALT	FROM MTR-NO: 020514; + AC	6 PK 2205
				ALT	UNTIL MTR-NO: 009985; - AC	6 PK 2330
				ALT	UNTIL MTR-NO: 009985; + AC	6 PK 2415

500 (129.068)

4966 ccm	225 kW	M 113.961	05.98 - 10.01	ALT		6 PK 2390
----------	--------	-----------	---------------	-----	--	-----------

500 (129.067)

4973 ccm	235 kW	M 119.972;M 119.982	09.92 - 10.01	ALT	FROM: 06.93; - AC	6 PK 2460
				ALT	FROM: 06.93; + AC	6 PK 2535



MERCEDES-BENZ

SL (R129)

500 SL (129.066)

4973 ccm	240 kW	M 119.960;M 119.972	09.89 - 08.92	ALT	- CAT	6 PK 2176
				ALT	+ CAT	6 PK 2535

600 (129.076)

5987 ccm	290 kW	M 120.981;M 120.983	07.92 - 10.01	ALT	FROM: 09.94	6 PK 2585
----------	--------	---------------------	---------------	-----	-------------	-----------

SL (R230)

280

2996 ccm	170 kW	M 272.949	03.08 - 01.12	ALT		6 PK 2404
----------	--------	-----------	---------------	-----	--	-----------

300

2996 ccm	170 kW	M 272.949	04.09 - 01.12	ALT		6 PK 2404
----------	--------	-----------	---------------	-----	--	-----------

350

3498 ccm	200 kW	M 272.966	03.06 - 01.12	ALT	MTR-CODE: 272963	6 PK 2404
				ALT	MTR-CODE: 272966	6 PK 2404

350 (230.467)

3724 ccm	180 kW	M 112.973	03.03 - 01.12	ALT		6 PK 2380
----------	--------	-----------	---------------	-----	--	-----------

350

3498 ccm	232 kW	M 272.968	04.08 - 01.12	ALT		6 PK 2404
----------	--------	-----------	---------------	-----	--	-----------

500 (230.475)

4966 ccm	225 kW	M 113.963	10.01 - 01.12	ALT	FROM: 07.02; FROM CHA-NO.: F025509	6 PK 2380
				ALT	UNTIL: 07.02; UNTIL CHA-NO.: F025508	6 PK 2390

500

5461 ccm	285 kW	M 273.965	03.06 - 01.12	ALT		6 PK 2404
----------	--------	-----------	---------------	-----	--	-----------

55 AMG (230.474)

5439 ccm	350 kW	M 113.992	10.01 - 06.02	ALT		6 PK 2460
----------	--------	-----------	---------------	-----	--	-----------

55 AMG Kompressor (230.474)

5439 ccm	368 kW	M 113.992	06.02 - 01.12	ALT		6 PK 2460
----------	--------	-----------	---------------	-----	--	-----------

55 AMG

5439 ccm	380 kW	M 113.995	03.06 - 01.12	ALT		6 PK 2460
----------	--------	-----------	---------------	-----	--	-----------

600 (230.476)

5513 ccm	368 kW	M 275.951	04.03 - 01.12	ALT		7 PK 2337
----------	--------	-----------	---------------	-----	--	-----------

600

5513 ccm	380 kW	M 275.954	03.06 - 01.12	ALT		7 PK 2337
----------	--------	-----------	---------------	-----	--	-----------

63AMG

6208 ccm	386 kW	M 156.981	03.08 - 01.12	ALT		6 PK 2360
----------	--------	-----------	---------------	-----	--	-----------

65 AMG (230.479)

5980 ccm	450 kW	M 275.981	03.04 - 01.12	ALT		7 PK 2337
----------	--------	-----------	---------------	-----	--	-----------

SLK (R170)

200 (170.435)

1998 ccm	100 kW	M 111.946	09.96 - 03.00	ALT	- AC	6 PK 2055
				ALT	+ AC	6 PK 2155

200 Kompressor (170.444)

1998 ccm	120 kW	M 111.958	03.00 - 04.04	ALT		6 PK 1352
				PS	- AC	6 PK 1775
				PS	+ AC	6 PK 1870

200 Kompressor (170.445)

1998 ccm	141 kW	M 111.943	10.96 - 03.00	ALT	FROM: 10.99	6 PK 1330
				PS	FROM: 10.99; - AC	6 PK 1775
				PS	FROM: 10.99; + AC	6 PK 1870

230 Kompressor (170.447)

2295 ccm	142 kW	M 111.973	09.96 - 03.00	ALT		6 PK 1330
				PS	- AC	6 PK 1775
				PS	+ AC	6 PK 1870

230 Kompressor (170.449)

2295 ccm	145 kW	M 111.983	03.00 - 04.04	ALT		6 PK 1352
				PS	- AC	6 PK 1775
				PS	+ AC	6 PK 1870

320 (170.465)

3199 ccm	160 kW	M 112.947	03.00 - 04.04	ALT		6 PK 2390
----------	--------	-----------	---------------	-----	--	-----------

SLK (R171)

200 Kompressor (171.442)

1795 ccm	120 kW	M 271.944	03.04 - 02.11	ALT	- AC	7 PK 2315
				ALT	+ AC	7 PK 2415



MERCEDES-BENZ

SLK (R171)

200 Kompressor (171.445)

1796 ccm	135 kW	M 271.954	01.08 - 02.11	ALT	- AC	7 PK 2315
				ALT	+ AC	7 PK 2415

280 (171.454)

2996 ccm	170 kW	M 272.942	01.05 - 02.11	ALT	FROM: 05.05	6 PK 2404
----------	--------	-----------	---------------	-----	-------------	-----------

300 (171.454)

2996 ccm	170 kW	M 272.942	04.09 - 02.11	ALT		6 PK 2404
----------	--------	-----------	---------------	-----	--	-----------

350 (171.456)

3498 ccm	200 kW	M 272.963	06.04 - 02.11	ALT		6 PK 2404
----------	--------	-----------	---------------	-----	--	-----------

350 (171.458)

3498 ccm	224 kW	M 272.969	01.08 - 02.11	ALT		6 PK 2404
----------	--------	-----------	---------------	-----	--	-----------

55 AMG (171.473)

5439 ccm	265 kW	M 113.989	06.04 - 02.11	ALT		6 PK 2380
----------	--------	-----------	---------------	-----	--	-----------

M-KLASSE (W163)

ML 230 (163.136)

2295 ccm	110 kW	M 111.977	02.98 - 06.05	ALT	- AC	6 PK 2055
				ALT	+ AC	6 PK 2155

ML 320 (163.154)

3199 ccm	160 kW	M 112.942	02.98 - 08.02	ALT	- AC	6 PK 2315
				ALT	+ AC	6 PK 2390

ML 350 (163.157)

3724 ccm	180 kW	M 112.970	08.02 - 06.05	ALT	FROM MTR-NO: A429266	6 PK 2373
				ALT	UNTIL MTR-NO: A429265;X778320	6 PK 2390

ML 350

3724 ccm	173 kW	M 112.970	02.03 - 06.05	ALT	FROM MTR-NO: A429266	6 PK 2373
				ALT	UNTIL MTR-NO: A429265;X778320	6 PK 2390

ML 430 (163.172)

4266 ccm	200 kW	M 113.942	02.98 - 06.05	ALT	FROM: 11.98	6 PK 2390
----------	--------	-----------	---------------	-----	-------------	-----------

ML 500 (163.175)

4966 ccm	215 kW	M 113.964;M 113.965	09.01 - 06.05	ALT	FROM MTR-NO: A429266	6 PK 2373
				ALT	UNTIL MTR-NO: A429265;X778320	6 PK 2390

ML 55 AMG (163.174)

5439 ccm	255 kW	M 113.981	02.00 - 06.05	ALT		6 PK 2390
----------	--------	-----------	---------------	-----	--	-----------

ML 270 CDI (163.113)

2685 ccm	120 kW	OM 612.963	12.99 - 06.05	ALT		6 PK 2270
----------	--------	------------	---------------	-----	--	-----------

ML 400 CDI (163.128)

3996 ccm	184 kW	OM 628.963	09.01 - 06.05	ALT		7 PK 2276
----------	--------	------------	---------------	-----	--	-----------

M-KLASSE (W164)

ML 350 4-matic (164.186)

3498 ccm	200 kW	M 272.962;M 272.967	07.05 -	ALT		6 PK 2404
----------	--------	---------------------	---------	-----	--	-----------

ML 500 4-matic (164.175)

4966 ccm	225 kW	M 113.964	07.05 -	ALT		6 PK 2380
----------	--------	-----------	---------	-----	--	-----------

ML 500 4-matic (164.172)

5461 ccm	285 kW	M 273.963	12.07 -	ALT		6 PK 2404
----------	--------	-----------	---------	-----	--	-----------

ML 63 AMG 4-matic (164.177)

6208 ccm	375 kW	M 156.980	01.06 -	ALT		6 PK 2360
----------	--------	-----------	---------	-----	--	-----------

ML 280 CDI 4-matic (164.120)

2987 ccm	140 kW	OM 642.940	07.05 -	ALT	FROM: 02.08; FROM CHA-NO.: 390565; MTR-CODE: 642940	7 PK 2035
				ALT	MTR-CODE: 642820	7 PK 2035
				ALT	UNTIL: 02.08; UNTIL CHA-NO.: 390564	8 PK 2035

ML 300 CDI 4-matic (164.120)

2987 ccm	140 kW	OM 642.940	07.09 -	ALT		7 PK 2035
----------	--------	------------	---------	-----	--	-----------

ML 300 CDI 4-matic (164.121)

2987 ccm	150 kW	OM 642.820;OM 642.832	02.10 -	ALT		7 PK 2035
----------	--------	-----------------------	---------	-----	--	-----------

ML 350 CDI 4-matic

2987 ccm	155 kW	OM 642.820	09.09 -	ALT		7 PK 2035
----------	--------	------------	---------	-----	--	-----------

ML 320 CDI 4-matic (164.122)

2987 ccm	165 kW	OM 642.940	07.05 -	ALT	FROM: 02.08; FROM CHA-NO.: 390565; MTR-CODE: 642940	7 PK 2035
				ALT	MTR-CODE: 642820	7 PK 2035
				ALT	UNTIL: 02.08; UNTIL CHA-NO.: 390564	8 PK 2035

ML 350 CDI 4-matic (164.122)

2987 ccm	165 kW	OM 642.940	07.09 -	ALT		7 PK 2035
----------	--------	------------	---------	-----	--	-----------



MERCEDES-BENZ

M-KLASSE (W164)

ML 350 CDI 4-matic (164.125)

2987 ccm	170 kW	OM 642.832	02.10 -	ALT		7 PK 2035
----------	--------	------------	---------	-----	--	-----------

R-KLASSE (W251, V251)

R 280 (251.054, 251.154)

2996 ccm	170 kW	M 272.945	01.07 -	ALT		6 PK 2404
				ALT	MOD: SensitivePS	6 PK 2390

R 280 4-matic (251.062)

2996 ccm	170 kW	M 272.945	05.07 -	ALT	FROM: 07.09	6 PK 2404
				ALT	FROM: 07.09; MOD: 7GTronic	6 PK 2390

R 300 (251.054, 251.154)

2996 ccm	170 kW	M 272.945	07.09 -	ALT		6 PK 2404
				ALT	MOD: 7GTronic	6 PK 2390

R 350 (251.056, 251.156)

3498 ccm	200 kW	M 272.967	01.07 -	ALT		6 PK 2404
----------	--------	-----------	---------	-----	--	-----------

R 350 4-matic (251.065, 251.165)

3498 ccm	200 kW	M 272.967	01.06 -	ALT		6 PK 2404
----------	--------	-----------	---------	-----	--	-----------

R 500 4-matic (251.075, 251.175)

4966 ccm	225 kW	M 113.971	01.06 -	ALT		6 PK 2380
----------	--------	-----------	---------	-----	--	-----------

R 500 4-matic (251.072, 251.172)

5461 ccm	285 kW	M 273.963	01.07 -	ALT	FROM: 05.07	6 PK 2404
----------	--------	-----------	---------	-----	-------------	-----------

R 63 AMG (251.077, 251.177)

6208 ccm	375 kW	M 156.980	02.06 -	ALT		6 PK 2360
----------	--------	-----------	---------	-----	--	-----------

R 280 CDI (251.121, 251.026, 251.126)

2987 ccm	140 kW	OM 642.870;OM 642.872;OM 642.950	05.06 -	ALT	FROM: 02.08; FROM CHA-NO.: A080335	7 PK 2035
				ALT	UNTIL: 02.08; UNTIL CHA-NO.: A080334	8 PK 2035

R 300 CDI (251.021, 251.121, 251.026, 251.126)

2987 ccm	140 kW	OM 642.870;OM 642.872;OM 642.950	07.09 -	ALT		7 PK 2035
----------	--------	----------------------------------	---------	-----	--	-----------

R 280 CDI 4-matic (251.020)

2987 ccm	140 kW	OM 642.950	05.06 -	ALT	FROM: 02.08; FROM CHA-NO.: A080335	7 PK 2035
				ALT	UNTIL: 02.08; UNTIL CHA-NO.: A080334	8 PK 2035

R 300 CDI 4-matic (251.020)

2987 ccm	140 kW	OM 642.950	07.09 -	ALT		7 PK 2035
----------	--------	------------	---------	-----	--	-----------

R 350 CDI 4-matic (251.124, 251.125)

2987 ccm	155 kW	OM 642.870;OM 642.950	01.06 -	ALT		7 PK 2035
----------	--------	-----------------------	---------	-----	--	-----------

R 320 CDI 4-matic (251.022, 251.122)

2987 ccm	165 kW	OM 642.950	01.06 -	ALT	FROM: 02.08; FROM CHA-NO.: 080335; MTR-CODE: 642950	7 PK 2035
				ALT	MTR-CODE: 642870	7 PK 2035
				ALT	UNTIL: 02.08; UNTIL CHA-NO.: 080334	8 PK 2035

R 350 CDI 4-matic (251.022, 251.122)

2987 ccm	165 kW	OM 642.950	07.09 -	ALT		7 PK 2035
----------	--------	------------	---------	-----	--	-----------

G-KLASSE (W461)

230 GE (461.238, 461.239)

2298 ccm	90 kW	M 102.979	02.93 -	ALT		AVX 10 x 1005
				ALT	FROM: 07.93; + AC	6 PK 2245
				ALT	FROM: 07.93; UNTIL: 07.96; MTR-CODE: 102979; + PS; - AC	6 PK 1855
				ALT	UNTIL: 05.93; MTR-CODE: 102997; + PS; - AC	6 PK 1855

230 GE (461)

2298 ccm	92 kW	M 102.996;M 102.997	06.93 -	ALT		AVX 10 x 1005
				ALT	MTR-CODE: 102996; + AC	6 PK 2245
				ALT	UNTIL: 07.00; MTR-CODE: 102996; + PS; - AC	6 PK 1855

250 GD (461)

2497 ccm	68 kW	OM 602.939	02.90 -	ALT	- AC	6 PK 2055
				ALT	+ AC	6 PK 2120

290 GD/G 290 D (461.337, 461.338)

2874 ccm	70 kW	OM 602.942	04.92 -	ALT	FROM: 06.93; FROM CHA-NO.: 000160; MTR-CODE: 602942;602946;602947;602947; - AC	6 PK 2080
				ALT	FROM: 06.93; FROM CHA-NO.: 000160; MTR-CODE: 602942;602946;602947;602947; + AC	6 PK 2155
				ALT	FROM: 06.93; FROM CHA-NO.: 000455; MTR-CODE: 602942; - AC	6 PK 2080
				ALT	FROM: 06.93; FROM CHA-NO.: 000455; MTR-CODE: 602942; + AC	6 PK 2155



MERCEDES-BENZ

G-KLASSE (W461)

290 GD/G 290 D (461.337, 461.338)

2874 ccm	70 kW	OM 602.942	04.92 -	ALT	FROM: 06.93; FROM CHA-NO.: 000455; MTR-CODE: 602942;602942;602946;602947; - AC	6 PK 2080
				ALT	FROM: 06.93; FROM CHA-NO.: 000455; MTR-CODE: 602942;602942;602946;602947; + AC	6 PK 2155
				ALT	FROM: 06.93; FROM CHA-NO.: 000720; MTR-CODE: 602942;602946;602947;602946; - AC	6 PK 2080
				ALT	FROM: 06.93; FROM CHA-NO.: 000720; MTR-CODE: 602942;602946;602947;602946; + AC	6 PK 2155
				ALT	FROM: 06.93; UNTIL CHA-NO.: 000159; MTR-CODE: 602942;602946;602947;602947; - AC	6 PK 2030
				ALT	FROM: 06.93; UNTIL CHA-NO.: 000159; MTR-CODE: 602942;602946;602947;602947; + AC	6 PK 2100
				ALT	FROM: 06.93; UNTIL CHA-NO.: 000454; MTR-CODE: 602942; - AC	6 PK 2030
				ALT	FROM: 06.93; UNTIL CHA-NO.: 000454; MTR-CODE: 602942; + AC	6 PK 2100
				ALT	FROM: 06.93; UNTIL CHA-NO.: 000454; MTR-CODE: 602942;602942;602946;602947; - AC	6 PK 2030
				ALT	FROM: 06.93; UNTIL CHA-NO.: 000454; MTR-CODE: 602942;602942;602946;602947; + AC	6 PK 2100
				ALT	FROM: 06.93; UNTIL CHA-NO.: 000719; MTR-CODE: 602942;602946;602947;602946; - AC	6 PK 2030
				ALT	FROM: 06.93; UNTIL CHA-NO.: 000719; MTR-CODE: 602942;602946;602947;602946; + AC	6 PK 2100

G 290 TD (461.335, 461.336)

2874 ccm	88 kW	OM 602.983	07.97 -	ALT	- AC	6 PK 2080
				ALT	+ AC	6 PK 2155

G-KLASSE (W463)

230 GE (463.224, 463.225)

2298 ccm	93 kW	M 102.989	06.90 -	ALT		AVX 10 x 1005
----------	-------	-----------	---------	-----	--	---------------

300 GE (463.227, 463.228)

2960 ccm	125 kW	M 103.987	06.90 -	ALT	+ AC	6 PK 2360
				ALT	+ AUTO-TM; - AC	6 PK 2260
				ALT	+ MAN-TM; - AC	6 PK 2176

300 GE (463.227, 463.228)

2960 ccm	128 kW	M 103.987	06.90 -	ALT	FROM: 05.93; + AC	6 PK 2360
				ALT	FROM: 05.93; + AUTO-TM; - AC	6 PK 2260
				ALT	FROM: 05.93; + MAN-TM; - AC	6 PK 2176

G 320 (463.230, 463.231)

3199 ccm	155 kW	M 104.996	09.94 -	ALT	FROM MTR-NO: 002384; - AC	6 PK 2120
				ALT	FROM MTR-NO: 002384; + AC	6 PK 2380
				ALT	UNTIL MTR-NO: 002383; - AC	6 PK 2140
				ALT	UNTIL MTR-NO: 002383; + AC	6 PK 2415

G 320 (463.232, 463.233, 463.244, 463.245)

3199 ccm	158 kW	M 112.945	07.97 -	ALT	- AC	6 PK 2315
				ALT	FROM CHA-NO.: 144226	6 PK 2380
				ALT	UNTIL CHA-NO.: 144225; + AC	6 PK 2390

G 36 AMG

3606 ccm	200 kW		01.95 -	ALT	FROM MTR-NO: 002384; MTR-CODE: 115946; - AC	6 PK 2120
				ALT	FROM MTR-NO: 002384; MTR-CODE: 115946; + AC	6 PK 2380
				ALT	UNTIL MTR-NO: 002383; MTR-CODE: 115946; - AC	6 PK 2140
				ALT	UNTIL MTR-NO: 002383; MTR-CODE: 115946; + AC	6 PK 2415

G 500 (463.247, 463.248, 463.249, 463.240, 463.421)

4966 ccm	218 kW	M 113.962	04.98 -	ALT	FROM CHA-NO.: 144226	6 PK 2380
				ALT	UNTIL CHA-NO.: 144225	6 PK 2390

G 55 AMG (463.243, 463.246)

5439 ccm	260 kW	M 113.982	04.99 -	ALT	FROM: 09.99; FROM CHA-NO.: 144226; OE-NO.: 0149977192	6 PK 2380
				ALT	FROM: 09.99; UNTIL CHA-NO.: 144225; OE-NO.: 0119979792	6 PK 2390

G 55 AMG (463.270, 463.271)

5439 ccm	350 kW	M 113.993	06.04 -	ALT		6 PK 2445
----------	--------	-----------	---------	-----	--	-----------

G 55 AMG (463.270, 463.271)

5439 ccm	368 kW	M 113.993	08.06 -	ALT		6 PK 2445
----------	--------	-----------	---------	-----	--	-----------



MERCEDES-BENZ

G-KLASSE (W463)

G 270 CDI (463.322, 463.323)

2685 ccm	115 kW	OM 612.965	10.01 -	ALT	FROM CHA-NO.: X127404; MTR-CODE: 612965	6 PK 2255
----------	--------	------------	---------	-----	---	------------------

300 GD (463.327, 463.328)

2996 ccm	83 kW	OM 603.931	09.89 -	ALT	- AC	6 PK 2055
				ALT	+ AC	6 PK 2120

G 300 TD (463.330, 463.331)

2996 ccm	130 kW	OM 606.964	08.96 -	ALT	- AC	6 PK 2080
				ALT	+ AC	6 PK 2155

G 320 CDI (463.340, 463.341, 463.343)

2987 ccm	165 kW	OM 642.970	09.06 -	ALT	FROM: 03.08; FROM CHA-NO.: X175013	7 PK 2035
				ALT	UNTIL: 03.08; UNTIL CHA-NO.: X175012	8 PK 2035

350 G Turbo D (463.320, 463.321)

3449 ccm	100 kW	OM 603.972	09.91 -	ALT	FROM MTR-NO: 002098; - AC	6 PK 2080
				ALT	FROM MTR-NO: 002098; + AC	6 PK 2155
				ALT	UNTIL MTR-NO: 002097; - AC	6 PK 2030
				ALT	UNTIL MTR-NO: 002097; + AC	6 PK 2100

G 400 CDI (463.332, 463.333)

3996 ccm	184 kW	OM 628.962	12.00 -	ALT	UNTIL CHA-NO.: 144225	7 PK 2276
----------	--------	------------	---------	-----	-----------------------	------------------

G-KLASSE Geländewagen offen (W463)

200 GE (463.221)

1996 ccm	80 kW	M 102.965	01.90 -	ALT	+ AC	6 PK 2245
				ALT	+ PS; - AC	6 PK 1855

230 GE (463.204)

2298 ccm	93 kW	M 102.989	06.90 -	ALT		AVX 10 x 1000
----------	-------	-----------	---------	-----	--	----------------------

300 GE (463.207)

2960 ccm	125 kW	M 103.987	09.89 -	ALT	+ AC	6 PK 2360
				ALT	+ AUTO-TM; - AC	6 PK 2260
				ALT	+ MAN-TM; - AC	6 PK 2176

320 GE (463.208)

3199 ccm	155 kW	M 104.996	09.94 -	ALT	FROM MTR-NO: 002384; - AC	6 PK 2120
				ALT	FROM MTR-NO: 002384; + AC	6 PK 2380
				ALT	UNTIL MTR-NO: 002383; - AC	6 PK 2140
				ALT	UNTIL MTR-NO: 002383; + AC	6 PK 2415

G 320 (463.209)

3199 ccm	158 kW	M 112.945	11.97 -	ALT	- AC	6 PK 2315
				ALT	FROM CHA-NO.: 144226	6 PK 2380
				ALT	UNTIL CHA-NO.: 144225; + AC	6 PK 2390

G 500 (463)

4966 ccm	218 kW	M 113.962	04.98 -	ALT	FROM CHA-NO.: 144226	6 PK 2380
				ALT	UNTIL CHA-NO.: 144225	6 PK 2390

G 500

5461 ccm	285 kW	M 273.963	12.09 -	ALT		6 PK 2404
----------	--------	-----------	---------	-----	--	------------------

G 320 CDI

2987 ccm	165 kW	OM 642.970	09.06 -	ALT	FROM: 03.08; FROM CHA-NO.: X175013	7 PK 2035
				ALT	UNTIL: 03.08; UNTIL CHA-NO.: X175012	8 PK 2035

300 GD (463.307)

2996 ccm	83 kW	OM 603.931	12.90 -	ALT	FROM: 05.93; - AC	6 PK 2055
				ALT	FROM: 05.93; + AC	6 PK 2120

G 300 TD (463.308)

2996 ccm	130 kW	OM 606.964	09.96 -	ALT	- AC	6 PK 2080
				ALT	+ AC	6 PK 2155

350 G Turbo-D (463.300)

3449 ccm	100 kW	OM 603.972	09.91 -	ALT	FROM MTR-NO: 002098; - AC	6 PK 2080
				ALT	FROM MTR-NO: 002098; + AC	6 PK 2155
				ALT	UNTIL MTR-NO: 002097; - AC	6 PK 2030
				ALT	UNTIL MTR-NO: 002097; + AC	6 PK 2100

G 400 CDI (463.309)

3996 ccm	184 kW	OM 628.962	12.00 -	ALT	UNTIL CHA-NO.: 144225	7 PK 2276
----------	--------	------------	---------	-----	-----------------------	------------------

GL-KLASSE (X164)

GL 450 (164.871)

4663 ccm	250 kW	M 273.923	09.06 -	ALT		6 PK 2404
----------	--------	-----------	---------	-----	--	------------------

GL 500 (164.886)

5461 ccm	285 kW	M 273.963	09.06 -	ALT		6 PK 2404
----------	--------	-----------	---------	-----	--	------------------



MERCEDES-BENZ

GL-KLASSE (X164)

GL 350 CDI BlueTEC (164.824, 164.825)

2987 ccm 155 kW OM 642.820 12.09 - ALT 7 PK 2035

GL 320 CDI (164.822)

2987 ccm 165 kW OM 642.940 09.06 - ALT 7 PK 2035
FROM: 02.08; FROM CHA-NO.: 390565
UNTIL: 02.08; UNTIL CHA-NO.: 390564 8 PK 2035

GL 350 CDI (164.822)

2987 ccm 165 kW OM 642.940 05.09 - ALT 7 PK 2035

GLK-KLASSE (X204)

280 4-matic (204.981)

2996 ccm 170 kW M 272.948 06.08 - ALT 6 PK 2404

300 4-matic (204.981)

2996 ccm 170 kW M 272.948 07.09 - ALT 6 PK 2404

350 4-matic (204.987)

3498 ccm 200 kW M 272.971 06.08 - ALT 6 PK 2404

220 CDI (204.902)

2143 ccm 125 kW OM 651.916 12.08 - ALT 6 PK 2155

220 CDI 4-matic (204.984, 204.997)

2143 ccm 125 kW OM 651.912 12.08 - ALT 6 PK 2155

250 CDI 4-matic (204.982, 204.904)

2143 ccm 150 kW OM 651.912 09.09 - ALT 6 PK 2155

320 CDI 4-matic (204.983)

2987 ccm 165 kW OM 642.961 06.08 - ALT 7 PK 2035

350 CDI 4-matic (204.992)

2987 ccm 165 kW OM 642.832 07.09 - ALT 7 PK 2035

V-KLASSE (638/2)

V 200 (638.214, 638.294)

1998 ccm 95 kW M 111.948;M 111.950 02.97 - 07.03 ALT - AC 6 PK 2100
ALT + AC 6 PK 2205

V 230 (638.234, 638.294)

2295 ccm 105 kW M 111.978 10.96 - 07.03 ALT - AC 6 PK 2100
ALT + AC 6 PK 2205

V 280 (638.244, 638.294)

2792 ccm 128 kW M 104.900 08.97 - 07.03 ALT - AC 7 PK 1290
ALT + AC 7 DPK 1360

V 200 CDI (638.294)

2151 ccm 75 kW OM 611.980 03.99 - 07.03 ALT - AC 6 PK 2075
ALT + AC 6 PK 2160

V 220 CDI (638.294)

2151 ccm 90 kW OM 611.980 03.99 - 07.03 ALT - AC 6 PK 2075
ALT + AC 6 PK 2160

V 230 TD (638.274)

2299 ccm 72 kW OM 601.970 09.96 - 07.03 ALT - AC 6 PK 2020
ALT + AC 6 PK 2100

MERCURY

GRAND MARQUIS

4.6

4601 ccm 157 kW 01.91 - 09.99 ALT FROM: 01.92 6 PK 2490

METROCAB

TAXI

2.5 D

2491 ccm 52 kW 01.91 - 05.06 ALT 4 PK 1520

MG

EXPRESS Kasten

1.4

1396 ccm 76 kW 14 K4F 03.03 - 05.05 ALT - AC 5 PK 735
ALT FROM CHA-NO.: YD471565; + AC 5 PK 1165
ALT UNTIL CHA-NO.: YD471564; + AC 5 PK 1145
PS 3 PK 750



MG

EXPRESS Kasten

1.8

1796 ccm	86 kW	18 K4F	03.03 - 05.05	ALT	- AC	5 PK 735
				ALT	FROM CHA-NO.: YD471565; + AC	5 PK 1165
				ALT	UNTIL CHA-NO.: YD471564; + AC	5 PK 1145
				PS		3 PK 750

2.0 TD

1994 ccm	74 kW	20 T2N	03.03 - 05.05	ALT	- AC	6 PK 1185
				ALT	+ AC	6 PK 1460

MGF (RD)

1.6

1588 ccm	82 kW	16 K4F	02.00 - 03.02	ALT	FROM: 09.00; - AC	5 PK 735
				ALT	FROM: 09.00; + AC	5 PK 1200
				CAM	AU	ZRK 1749
				CAM	ME	ZRK 1151
				CAM		KT 1109
				W-P; CAM	MAN	KT 1109 W1

1.8 i 16V

1796 ccm	88 kW	18 K4F	03.95 - 03.02	ALT	- AC	5 PK 735
				ALT	+ AC	5 PK 1200
				CAM	AU	ZRK 1749
				CAM	ME	ZRK 1151
				CAM		KT 1109
				W-P; CAM	ME	KT 1109 W1

1.8 i VVC

1796 ccm	107 kW	18 K4K	03.95 - 03.02	ALT	- AC	5 PK 735
				ALT	+ AC	5 PK 1200
				CAM		ZRK 1299
				CAM		KT 1489

1.8 i VVC

1796 ccm	118 kW	18 K4K	10.01 - 03.02	ALT	- AC	5 PK 735
				ALT	+ AC	5 PK 1200
				CAM		ZRK 1299
				CAM		KT 1489

MG TF

115

1588 ccm	85 kW	16 K4F	03.02 -	ALT	- AC	5 PK 735
				ALT	+ AC	5 PK 1200
				CAM	AU	ZRK 1749
				W-P; CAM	MAN	KT 1109 W1

120

1796 ccm	88 kW	18 K4F	03.02 -	ALT	- AC	5 PK 735
				ALT	+ AC	5 PK 1200
				CAM	AU	ZRK 1749
				W-P; CAM	MAN	KT 1109 W1

135

1796 ccm	100 kW	18 K4F	03.02 -	ALT	- AC	5 PK 735
				ALT	+ AC	5 PK 1200
				CAM		ZRK 1299
				CAM	AU	ZRK 1749
				W-P; CAM	MAN	KT 1109 W1

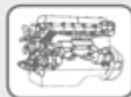
160

1796 ccm	118 kW	18 K4K	03.02 -	ALT	- AC	5 PK 735
				ALT	+ AC	5 PK 1200
				CAM		ZRK 1299
				CAM		KT 1489

MG ZR

105

1396 ccm	76 kW	14 K4F	06.01 - 04.05	ALT	- AC	5 PK 735
				ALT	FROM CHA-NO.: YD471565; + AC	5 PK 1165
				ALT	UNTIL CHA-NO.: YD471564; + AC	5 PK 1145
				PS		3 PK 750
				CAM	AU	ZRK 1749
				CAM	ME	ZRK 1151
				CAM		KT 1109
				W-P; CAM	MAN	KT 1109 W1



MG

MG ZR

120

1796 ccm	86 kW	18 K4F	06.01 - 04.05	ALT	- AC	5 PK 735
				ALT	FROM CHA-NO.: YD471565; + AC	5 PK 1165
				ALT	UNTIL CHA-NO.: YD471564; + AC	5 PK 1145
				PS		3 PK 750
				CAM	AU	ZRK 1749
				CAM	ME	ZRK 1151
				CAM		KT 1109
				W-P; CAM	MAN	KT 1109 W1

160

1796 ccm	118 kW	18 K4K	06.01 - 04.05	ALT	- AC	5 PK 735
				ALT	FROM CHA-NO.: YD471565; + AC	5 PK 1165
				ALT	UNTIL CHA-NO.: YD471564; + AC	5 PK 1145
				PS		3 PK 750
				CAM		ZRK 1299
				CAM		KT 1489

2.0 TD

1994 ccm	74 kW	20 T2N	06.01 - 04.05	ALT	- AC	6 PK 1185
				ALT	+ AC	6 PK 1460
				CAM	FROM CHA-NO.: YD471565	ZRK 1334
				CAM	UNTIL CHA-NO.: YD471564	ZRK 1077
				INJ-P	UNTIL CHA-NO.: YD471564	ZRK 1076
				CAM	FROM CHA-NO.: YD471565; FROM MTR-NO: 8368	KT 1366
				CAM	UNTIL CHA-NO.: YD471564	KT 1337

2.0 TD

1994 ccm	83 kW	20 T2N	12.02 - 04.05	ALT	- AC	6 PK 1185
				ALT	+ AC	6 PK 1460
				CAM	UNTIL CHA-NO.: YD471564	KT 1337

MG ZS

1.6

1589 ccm	79 kW	16 K4F	07.03 - 04.05	ALT	+ MAN-TM; - AC	5 PK 735
				ALT	FROM CHA-NO.: YD471064; + MAN-TM; + AC	5 PK 1200
				ALT	UNTIL CHA-NO.: YD471063; + MAN-TM; + AC	5 PK 1145
				PS		3 PK 750

120

1796 ccm	86 kW	18 K4F	07.01 - 04.05	ALT	- AC	5 PK 735
				ALT	+ MAN-TM; + AC	5 PK 1165
				ALT	FROM CHA-NO.: YD471064; + AUTO-TM; + AC; AU	5 PK 1200
				ALT	UNTIL CHA-NO.: YD471063; + AUTO-TM; + AC; MAN	5 PK 1145
				PS		3 PK 750
				CAM	AU	ZRK 1749
				CAM	ME	ZRK 1151
				CAM	ME	KT 1109

180

2497 ccm	130 kW	25 K4F	07.01 - 04.05	ALT	- AC	6 PK 1285
				ALT	+ AC	6 PK 1560
				CAM		ZRK 1350
				CAM		KT 1506

2.0 TD

1994 ccm	74 kW	20 T2N	01.04 - 04.05	ALT	- AC	6 PK 1185
				ALT	+ AC	6 PK 1460
				CAM	FROM CHA-NO.: YD471064	ZRK 1334
				CAM	UNTIL CHA-NO.: YD471063	ZRK 1077
				INJ-P	UNTIL CHA-NO.: YD471063	ZRK 1076
				CAM	FROM CHA-NO.: YD471064; FROM MTR-NO: 8368	KT 1366
				CAM	UNTIL CHA-NO.: YD471063	KT 1337

2.0 TD

1994 ccm	83 kW	20 T2N	01.04 - 04.05	ALT	- AC	6 PK 1185
				ALT	+ AC	6 PK 1460
				CAM	FROM CHA-NO.: YD471064	ZRK 1334
				CAM	UNTIL CHA-NO.: YD471063	ZRK 1077
				INJ-P	UNTIL CHA-NO.: YD471063	ZRK 1076
				CAM	FROM CHA-NO.: YD471064; FROM MTR-NO: 8368	KT 1366
				CAM	UNTIL CHA-NO.: YD471063	KT 1337



MG

MG ZS Hatchback

120

1796 ccm	86 kW	18 K4F	07.01 - 10.05	ALT	- AC	5 PK 735
				ALT	+ MAN-TM; + AC	5 PK 1165
				ALT	FROM CHA-NO.: YD471064; + AUTO-TM; + AC; AU	5 PK 1200
				ALT	UNTIL CHA-NO.: YD471063; + AUTO-TM; + AC; MAN	5 PK 1145
				PS		3 PK 750
				CAM	AU	ZRK 1749
				CAM	ME	ZRK 1151
				CAM	ME	KT 1109
				W-P; CAM	MAN	KT 1109 W1

180

2497 ccm	130 kW	25 K4F	07.01 - 10.05	ALT	- AC	6 PK 1285
				ALT	+ AC	6 PK 1560
				CAM		ZRK 1350
				CAM		KT 1506

2.0 TD

1994 ccm	74 kW	20 T2N	01.04 - 10.05	ALT	- AC	6 PK 1185
				ALT	+ AC	6 PK 1460
				CAM	FROM CHA-NO.: YD471064	ZRK 1334
				CAM	UNTIL CHA-NO.: YD471063	ZRK 1077
				INJ-P	UNTIL CHA-NO.: YD471063	ZRK 1076
				CAM	FROM CHA-NO.: YD471064; FROM MTR-NO: 8368	KT 1366
				CAM	UNTIL CHA-NO.: YD471063	KT 1337

2.0 TD

1994 ccm	83 kW	20 T2N	01.04 - 10.05	ALT	- AC	6 PK 1185
				ALT	+ AC	6 PK 1460
				CAM	FROM CHA-NO.: YD471064	ZRK 1334
				CAM	UNTIL CHA-NO.: YD471063	ZRK 1077
				INJ-P	UNTIL CHA-NO.: YD471063	ZRK 1076
				CAM	FROM CHA-NO.: YD471064; FROM MTR-NO: 8368	KT 1366
				CAM	UNTIL CHA-NO.: YD471063	KT 1337

MG ZT

1.8 16V

1795 ccm	88 kW	18 K4F	01.03 - 07.05	ALT	- AC	5 PK 735
				ALT	+ AC	5 PK 1200
				PS		3 PK 740
				CAM	AU	ZRK 1749

1.8 T 16V

1795 ccm	118 kW	18 K4G	01.03 - 07.05	ALT	- AC	5 PK 735
				ALT	+ AC	5 PK 1200
				PS		3 PK 740

160

2497 ccm	118 kW	25 K4F	06.01 - 07.05	ALT	FROM: 04.02; - AC	6 PK 1285
				ALT	FROM: 04.02; + AC	6 PK 1560
				CAM		ZRK 1350
				CAM		KT 1506

180

2497 ccm	130 kW	25 K4F	01.03 - 07.05	ALT	- AC	6 PK 1285
				ALT	+ AC	6 PK 1560
				CAM		ZRK 1350
				CAM		KT 1506

190

2497 ccm	140 kW	25 K4F	06.01 - 07.05	ALT	- AC	6 PK 1285
				ALT	+ AC	6 PK 1560
				CAM		ZRK 1350
				CAM		KT 1506

2.0 CDTi

1951 ccm	85 kW	204D2	06.02 - 09.03	AC-C		5 PK 870
				ALT		5 PK 2030

2.0 CDTi

1951 ccm	96 kW	204D2	11.02 - 07.05	AC-C		5 PK 870
				ALT		5 PK 2030



MG

MG ZT- T

1.8 16V

1795 ccm	88 kW	18 K4F	01.03 - 07.05	ALT	- AC	5 PK 735
				ALT	+ AC	5 PK 1200
				PS		3 PK 740
				CAM	AU	ZRK 1749

1.8 T 16V

1795 ccm	118 kW	18 K4G	01.03 - 07.05	ALT	- AC	5 PK 735
				ALT	+ AC	5 PK 1200
				PS		3 PK 740

160

2497 ccm	118 kW	25 K4F	10.01 - 07.05	ALT	FROM: 10.03; - AC	6 PK 1285
				ALT	FROM: 10.03; + AC	6 PK 1560
				CAM		ZRK 1350
				CAM		KT 1506

180

2497 ccm	130 kW	25 K4F	01.03 - 07.05	ALT	- AC	6 PK 1285
				ALT	+ AC	6 PK 1560
				CAM		ZRK 1350
				CAM		KT 1506

190

2497 ccm	140 kW	25 K4F	10.01 - 07.05	ALT	- AC	6 PK 1285
				ALT	+ AC	6 PK 1560
				CAM		ZRK 1350
				CAM		KT 1506

2.0 CDTi

1951 ccm	85 kW	204D2	06.02 - 09.03	AC-C		5 PK 870
				ALT		5 PK 2030

2.0 CDTi

1951 ccm	96 kW	204D2	11.02 - 07.05	AC-C		5 PK 870
				ALT		5 PK 2030

MINI

MINI (R50, R53)

1.4

1398 ccm	55 kW		04.03 - 09.06	ALT	+ AC	6 PK 1055
				ALT	FROM: 07.04; - AC	6 PK 870
				ALT	UNTIL: 07.04; - AC	6 PK 894

One

1598 ccm	66 kW	W10B16A	06.01 - 09.06	ALT	+ AC; - C2	6 PK 1055
				ALT	+ AC; + C2	6 PK 1035
				ALT	FROM: 07.04; - AC	6 PK 870
				ALT	UNTIL: 07.04; - AC	6 PK 894

Cooper

1598 ccm	85 kW	W10B16A	06.01 - 09.06	ALT	+ AC; - C2	6 PK 1055
				ALT	+ AC; + C2	6 PK 1035
				ALT	FROM: 07.04; - AC	6 PK 870
				ALT	UNTIL: 07.04; - AC	6 PK 894

Cooper S

1598 ccm	120 kW	W11B16A	03.02 - 09.06	ALT		6 PK 1390
----------	--------	---------	---------------	-----	--	-----------

Cooper S

1598 ccm	125 kW	W11B16A	07.04 - 09.06	ALT		6 PK 1390
----------	--------	---------	---------------	-----	--	-----------

S Works

1598 ccm	147 kW	W11B16A	11.03 - 06.05	ALT		6 PK 1375
----------	--------	---------	---------------	-----	--	-----------

Works

1598 ccm	155 kW	W11B16A	11.03 - 09.06	ALT	FROM: 07.05	6 PK 1375
----------	--------	---------	---------------	-----	-------------	-----------

John Cooper Works

1598 ccm	160 kW	W11B16A	03.06 - 09.06	ALT	+ AC	6 PK 906
----------	--------	---------	---------------	-----	------	----------

One D

1364 ccm	55 kW	1ND	06.03 - 09.06	ALT	- AC	7 PK 935
				ALT	+ AC	7 PK 1175
				PS		3 EPK 885

One D

1364 ccm	65 kW	1ND-TV	06.03 - 09.06	ALT	- AC	7 PK 935
				ALT	+ AC	7 PK 1175
				PS		3 EPK 885



MINI

MINI Cabriolet (R52)

One

1598 ccm	66 kW	W10B16A	07.04 - 11.07	ALT	- AC	6 PK 870
				ALT	+ AC	6 PK 1035

Cooper

1598 ccm	85 kW	W10B16A	07.04 - 11.07	ALT	- AC	6 PK 870
				ALT	+ AC; - C2	6 PK 1055
				ALT	+ C2	6 PK 1035

Cooper S

1598 ccm	125 kW	W11B16A	07.04 - 11.07	ALT		6 PK 1390
----------	--------	---------	---------------	-----	--	-----------

John Cooper Works

1598 ccm	155 kW	W11B16A	07.04 - 11.07	ALT		6 PK 1375
----------	--------	---------	---------------	-----	--	-----------

MINI (R56)

One

1397 ccm	55 kW	N12B14A	03.09 -	ALT	+ AC	6 PK 906
----------	-------	---------	---------	-----	------	----------

One

1397 ccm	70 kW	N12B14A	03.07 -	ALT	+ AC	6 PK 906
----------	-------	---------	---------	-----	------	----------

Cooper

1598 ccm	88 kW	N12B16A	10.06 -	ALT	+ AC	6 PK 906
----------	-------	---------	---------	-----	------	----------

Cooper S

1598 ccm	128 kW	N14 B16 A	10.06 -	ALT	+ AC	6 PK 906
----------	--------	-----------	---------	-----	------	----------

One D

1560 ccm	66 kW	9HZ (DV6TED4)	06.09 -	W-P; CAM	MTR-CODE: 9HZ	KT 1390 W1
----------	-------	---------------	---------	----------	---------------	------------

Cooper D

1560 ccm	80 kW	9HZ (DV6TED4)	03.07 -	ALT	- AC	6 PK 800
				ALT	+ AC	6 PK 975
				CAM		ZRK 1460
				CAM		KT 1390
				W-P; CAM		KT 1390 W1

MINI Cabriolet (R57)

Cooper

1598 ccm	88 kW	N12B16A	03.09 -	ALT	+ AC	6 PK 906
----------	-------	---------	---------	-----	------	----------

Cooper S

1598 ccm	128 kW	N14 B16 A	03.09 -	ALT	+ AC	6 PK 906
----------	--------	-----------	---------	-----	------	----------

John Cooper Works

1598 ccm	155 kW	N14 B16 C	03.08 -	ALT	FROM: 03.09; + AC	6 PK 906
----------	--------	-----------	---------	-----	-------------------	----------

MINI CLUBMAN (R55)

Cooper

1598 ccm	88 kW	N12B16A	10.07 -	ALT	+ AC	6 PK 906
----------	-------	---------	---------	-----	------	----------

Cooper S

1598 ccm	120 kW	N14 B16 A	10.07 -	ALT	+ AC	6 PK 906
----------	--------	-----------	---------	-----	------	----------

Cooper S

1598 ccm	128 kW	N14 B16 A	10.07 -	ALT	+ AC	6 PK 906
----------	--------	-----------	---------	-----	------	----------

John Cooper Works

1598 ccm	155 kW	N14 B16 C	03.08 -	ALT	+ AC	6 PK 906
----------	--------	-----------	---------	-----	------	----------

Cooper D

1560 ccm	80 kW	9HZ (DV6TED4)	10.07 -	ALT	- AC	6 PK 800
				ALT	+ AC	6 PK 975
				CAM		ZRK 1460
				CAM		KT 1390
				W-P; CAM		KT 1390 W1

MITSUBISHI

CARISMA (DA_)

1.6 (DA1A)

1597 ccm	66 kW	4G92	07.95 - 06.06	ALT		4 PK 775
				PS	- AC	5 PK 1080
				PS	FROM: 10.96; + AC	5 PK 1345
				PS	UNTIL: 09.96; + AC	5 PK 1330
				CAM		ZRK 1405
				CAM		KT 1365
				W-P; CAM		KT 1365 W1

1.6 (DA1A)

1597 ccm	70 kW	4G92	12.98 - 06.06	ALT		4 PK 775
----------	-------	------	---------------	-----	--	----------



MITSUBISHI

CARISMA (DA_)

1.6 (DA1A)

1597 ccm	70 kW	4G92	12.98 - 06.06	PS	- AC	5 PK 1080
				PS	+ AC	5 PK 1345
				CAM		ZRK 1405
				CAM		KT 1365
				W-P; CAM	MTR-CODE: 4G92	KT 1365 W1

1.6 (DA1A)

1597 ccm	73 kW	4G92	05.97 - 06.06	ALT		4 PK 775
				PS	- AC	5 PK 1080
				PS	+ AC	5 PK 1345
				CAM		ZRK 1405
				CAM		KT 1365
				W-P; CAM		KT 1365 W1

1.6 (DA1A)

1597 ccm	76 kW	4G92	09.00 - 06.06	ALT		4 PK 775
				PS	- AC	5 PK 1080
				PS	+ AC	5 PK 1345
				CAM		ZRK 1405
				W-P; CAM	MTR-CODE: 4G92	KT 1365 W1

1.8 (DA2A)

1834 ccm	85 kW	4G93	07.95 - 06.06	ALT		4 PK 775
				PS	- AC	5 PK 1080
				PS	FROM: 10.96; + AC	5 PK 1345
				PS	UNTIL: 09.96; + AC	5 PK 1330
				CAM	SOHC; PS: 115	KT 1478

1.8 GDI (DA2A)

1834 ccm	90 kW	4G93 (GDI)	10.00 - 06.06	CAM		ZRK 1211
				CAM		KT 1307
				CAM	UNTIL: 12.03	KT 1471
				W-P; CAM	DOHC	KT 1307 W1

1.8 16V GDI (DA2A)

1834 ccm	92 kW	4G93 (GDI)	09.97 - 06.06	ALT		4 PK 780
				PS	- AC	5 PK 1080
				PS	+ AC	5 PK 1330
				CAM		ZRK 1211
				CAM		KT 1307
				CAM	UNTIL: 02.99	KT 1471
				W-P; CAM	DOHC	KT 1307 W1

1.8 16V (DA2A)

1834 ccm	103 kW	4G93	07.95 - 06.06	ALT		4 PK 775
				ALT		4 PK 780
				PS	- AC	5 PK 1080
				PS	+ AC	5 PK 1330
				PS	FROM: 10.96; + AC	5 PK 1345
				CAM	SOHC; PS: 115	KT 1478
				CAM	UNTIL: 04.97	KT 1471
				W-P; CAM	DOHC	KT 1307 W1

1.9 TD (DA4A)

1870 ccm	66 kW	F8QT	10.96 - 09.00	ALT	- AC	6 PK 1138
				ALT	+ AC	6 PK 1642
				CAM	FROM MTR-NO: C003535	ZRK 1195
				CAM	UNTIL MTR-NO: C003534	ZRK 1146
				CAM	FROM MTR-NO: C003535	KT 1131
				CAM	FROM MTR-NO: C003535	KT 1343

1.9 DI-D (DA5A)

1870 ccm	75 kW	F9Q1	09.00 - 06.06	ALT	- AC	5 PK 1125
				ALT	+ AC	6 PK 1795
				CAM		ZRK 1067
				CAM		KT 1434
				CAM		KT 1434 W1

1.9 DI-D

1870 ccm	85 kW	F9Q2	09.00 - 06.06	ALT	- AC	5 PK 1125
				ALT	+ AC	6 PK 1795
				CAM		ZRK 1067
				CAM		KT 1434
				CAM		KT 1434 W1



MITSUBISHI

CARISMA Stufenheck (DA_)

1.3 (DA6A)

1298 ccm	55 kW	4G13 (12V)	09.00 - 10.04	ALT		5 PK 865
				PS	- AC	5 PK 962
				PS	+ AC	5 PK 1060
				CAM		ZRK 1072

1.6 (DA1A)

1597 ccm	66 kW	4G92	09.96 - 06.06	ALT		4 PK 775
				PS	- AC	5 PK 1080
				PS	+ AC	5 PK 1345
				CAM		ZRK 1405
				CAM		KT 1365
				W-P; CAM		KT 1365 W1

1.6 (DA1A)

1597 ccm	70 kW	4G92	12.98 - 06.06	ALT		4 PK 775
				PS	- AC	5 PK 1080
				PS	+ AC	5 PK 1345
				CAM		ZRK 1405
				CAM		KT 1365
				W-P; CAM	MTR-CODE: 4G92	KT 1365 W1

1.6 (DA1A)

1597 ccm	73 kW	4G92	05.97 - 06.06	ALT		4 PK 775
				PS	- AC	5 PK 1080
				PS	+ AC	5 PK 1345
				CAM		ZRK 1405
				CAM		KT 1365
				W-P; CAM		KT 1365 W1

1.6 (DA1A)

1597 ccm	76 kW	4G92	09.00 - 06.06	ALT		4 PK 775
				PS	- AC	5 PK 1080
				PS	+ AC	5 PK 1345
				CAM		ZRK 1405
				CAM		KT 1365
				W-P; CAM	MTR-CODE: 4G92	KT 1365 W1

1.8 (DA2A)

1834 ccm	85 kW	4G93	09.96 - 06.06	ALT		4 PK 775
				PS	- AC	5 PK 1080
				PS	+ AC	5 PK 1345
				CAM	SOHC	ZRK 1437
				CAM	UNTIL: 12.97; DOHC	ZRK 1211
				CAM	SOHC	KT 1478
				CAM	UNTIL: 12.97; DOHC	KT 1307

1.8 GDI (DA2A)

1834 ccm	90 kW	4G93 (GDI)	10.00 - 06.06	CAM		ZRK 1211
				CAM		KT 1307
				CAM	UNTIL: 12.03	KT 1471

1.8 16V GDI (DA2A)

1834 ccm	92 kW	4G93 (GDI)	09.97 - 06.06	ALT		4 PK 780
				PS	- AC	5 PK 1080
				PS	+ AC	5 PK 1330
				CAM		ZRK 1211
				CAM		KT 1307
				CAM	UNTIL: 02.99	KT 1471
				W-P; CAM	DOHC	KT 1307 W1

1.9 TD (DA4A)

1870 ccm	66 kW	F8QT	10.96 - 09.00	ALT	- AC	6 PK 1138
				ALT	+ AC	6 PK 1642
				CAM	FROM MTR-NO: C003535	ZRK 1195
				CAM	UNTIL MTR-NO: C003534	ZRK 1146
				CAM	FROM MTR-NO: C003535	KT 1131
				CAM	FROM MTR-NO: C003535	KT 1343

1.9 DI-D (DA5A)

1870 ccm	75 kW	F9Q1	09.00 - 06.06	ALT	- AC	5 PK 1125
				ALT	+ AC	6 PK 1795
				CAM		ZRK 1067
				CAM		KT 1434 W1

1.9 DI-D

1870 ccm	85 kW	F9Q2	09.00 - 06.06	ALT	- AC	5 PK 1125
				ALT	+ AC	6 PK 1795



MITSUBISHI

CARISMA Stufenheck (DA_)

1.9 DI-D

1870 ccm	85 kW	F9Q2	09.00 - 06.06	CAM		ZRK 1067
				CAM		KT 1434
				CAM		KT 1434 W1

COLT IV (CA_A)

1.3 GLi 12V (CA1A)

1299 ccm	55 kW	4G13 (12V)	04.92 - 04.96	AC-C		AVX 13 x 800
				ALT		4 PK 875
				PS	FROM: 12.93	4 PK 595
				CAM		ZRK 1156
				CAM		KT 1161

1.6 (CA4A)

1597 ccm	66 kW	4G92	02.94 - 04.96	AC-C	- PS	5 PK 880
				AC-C	+ PS	5 PK 1125
				ALT		4 PK 780
				PS		5 PK 950
				CAM		ZRK 1207
				CAM		KT 1286
				W-P; CAM		KT 1286 W1

1.6 GLXi 16V (CA4A)

1597 ccm	83 kW	4G92	04.92 - 04.96	AC-C	FROM: 12.93; - PS	5 PK 880
				AC-C	FROM: 12.93; + PS	5 PK 1125
				AC-C	UNTIL: 11.93; - PS	5 PK 850
				AC-C	UNTIL: 11.93; + PS	5 PK 1110
				ALT		4 PK 780
				PS		5 PK 950
				CAM		ZRK 1207
				CAM		KT 1286
				W-P; CAM		KT 1286 W1

1.8 GTi 16V (CA5A)

1834 ccm	103 kW	4G93	04.92 - 04.96	AC-C	FROM: 12.93; - PS	5 PK 880
				AC-C	FROM: 12.93; + PS	5 PK 1125
				AC-C	UNTIL: 11.93; - PS	5 PK 850
				AC-C	UNTIL: 11.93; + PS	5 PK 1110
				ALT		4 PK 780
				PS		5 PK 950
				CAM		ZRK 1207
				CAM		KT 1286
				W-P; CAM		KT 1286 W1

COLT V (CJ_, CP_)

1300 GL, GLX (CJ1A)

1299 ccm	55 kW	4G13 (12V)	05.96 - 09.00	ALT		5 PK 865
				PS	- AC	5 PK 954
				PS	+ AC	5 PK 1070
				CAM	FROM: 06.00	ZRK 1072
				CAM	UNTIL: 05.00	ZRK 1203
				CAM	FROM: 06.00	KT 1523

1300

1299 ccm	60 kW	4G13 (16V)	09.00 - 09.03	ALT	FROM: 08.01	5 PK 865
				PS	FROM: 08.01	5 PK 1060
				CAM	FROM: 08.01; UNTIL: 05.04	ZRK 1072
				CAM		KT 1523

1500 (CJ2A)

1468 ccm	69 kW	4G15 (16V)	11.95 - 09.03	CAM		ZRK 1203
----------	-------	------------	---------------	-----	--	----------

1600 GLX (CJ4A)

1597 ccm	66 kW	4G92	05.96 - 09.00	ALT		4 PK 775
				PS	- AC	5 PK 1080
				PS	OE-NO.: MD317245; + AC	5 PK 1330
				PS	OE-NO.: MD331884; + AC	5 PK 1300
				CAM		ZRK 1405
				CAM		KT 1365
				W-P; CAM		KT 1365 W1

1600

1597 ccm	76 kW	4G92	09.00 - 09.03	ALT		4 PK 775
				PS	- AC	5 PK 1080
				PS	OE-NO.: MD317245; + AC	5 PK 1330
				PS	OE-NO.: MD331884; + AC	5 PK 1300
				CAM		ZRK 1405
				CAM		KT 1365



MITSUBISHI

COLT V (CJ_, CP_)

1600

1597 ccm	76 kW	4G92	09.00 - 09.03	W-P; CAM	KT 1365 W1
----------	-------	------	---------------	----------	------------

COLT VI (Z3_A, Z2_A)

1.1

1124 ccm	55 kW	3A91	10.04 -	ALT	- AC	5 PK 920
				ALT	+ AC	5 PK 1219

1.3

1332 ccm	70 kW	4A90	06.04 -	ALT	- AC	5 PK 920
				ALT	+ AC	5 PK 1219

1.5

1499 ccm	80 kW	4A91	06.04 -	ALT	- AC	5 PK 920
				ALT	+ AC	5 PK 1219

1.5 CZT

1468 ccm	110 kW	4G15T	03.05 -	AC-C		4 PK 805
				ALT		5 PK 905

1.5 DI-D

1493 ccm	50 kW	OM 639.939	08.04 -	ALT	FROM: 01.05	5 PK 1790
----------	-------	------------	---------	-----	-------------	-----------

1.5 DI-D

1493 ccm	70 kW	OM 639.939;OM639	08.04 -	ALT	FROM: 01.05; UNTIL: 04.06	5 PK 1790
----------	-------	------------------	---------	-----	---------------------------	-----------

COLT CZC Cabriolet (RG)

1.5

1499 ccm	80 kW	4A91	05.06 - 07.09	ALT	- AC	5 PK 920
				ALT	+ AC	5 PK 1219

1.5 Turbo

1468 ccm	110 kW	4G15T	05.06 - 07.09	ALT	- AC	5 PK 920
				ALT	+ AC	5 PK 1219

ECLIPSE I (D2_A)

1.8 (D21A)

1755 ccm	68 kW	4G37	12.89 - 03.94	ALT		4 PK 940
----------	-------	------	---------------	-----	--	----------

2.0 i 16V (D22A, D27A)

1997 ccm	110 kW	4G63 (DOHC 16V)	04.91 - 11.95	AC-C		4 PK 920
				ALT		4 PK 995
				BAL		ZRK 1459
				CAM		ZRK 1329
				BAL		KT 1387

2.0 i 16V 4WD (D22A, D27A)

1997 ccm	110 kW	4G63 (DOHC 16V)	04.91 - 11.95	ALT		4 PK 995
				BAL		ZRK 1459
				CAM		ZRK 1329
				BAL		KT 1387

ECLIPSE II (D3_A)

2000 GS 16V (D32A)

1997 ccm	107 kW	4G63 (DOHC 16V)	12.95 - 04.99	AC-C		4 PK 940
				ALT		4 PK 980
				PS		4 PK 698
				BAL		ZRK 1459
				CAM		ZRK 1329
				BAL		KT 1388

2.0 Turbo (D32A)

1997 ccm	147 kW	4G63 T (DOHC 16V)	04.94 - 04.99	ALT		4 PK 995
----------	--------	-------------------	---------------	-----	--	----------

2000 GT 16V

1997 ccm	157 kW		12.95 - 04.99	AC-C		4 PK 940
				ALT		4 PK 980
				PS		4 PK 698
				BAL		ZRK 1459
				CAM		ZRK 1329
				BAL		KT 1388

ECLIPSE Cabriolet (D5_A)

2.4

2350 ccm	110 kW		05.99 - 03.05	BAL		ZRK 1459
				CAM		ZRK 1180
				BAL		KT 1387
				CAM		KT 1273



MITSUBISHI

GALANT V (E5_A, E7_A, E8_A)

1.8 (E52A)

1834 ccm	85 kW	4G93	02.94 - 08.96	ALT		4 PK 780
				PS	- AC	5 PK 950
				PS	+ AC	5 PK 1110
				CAM		ZRK 1208
				CAM		KT 1281

1.8 GLSI (E52A)

1834 ccm	93 kW	4G93 (GDI)	11.92 - 08.96	ALT		4 PK 780
				PS	- AC	5 PK 950
				PS	+ AC	5 PK 1110
				CAM		ZRK 1208
				CAM		KT 1281
				W-P; CAM		KT 1281 W1

2.0 GLSI (E75A, E55A)

1997 ccm	101 kW	4G63 (SOHC 8V)	11.92 - 08.96	AC-C		4 PK 950
				ALT		4 PK 985
				PS		4 PK 698
				BAL		ZRK 1459
				CAM		ZRK 1176
				BAL		KT 1387
				CAM		KT 1272

2.0 GLSI 4WD (E55A, E75A)

1997 ccm	101 kW	4G63 (SOHC 8V)	11.92 - 08.96	AC-C		4 PK 950
				ALT		4 PK 985
				PS		4 PK 698
				BAL		ZRK 1459
				CAM		ZRK 1176
				BAL		KT 1387
				CAM		KT 1272

2.0 V6-24 (E64A, E54A)

1999 ccm	110 kW	6A12	11.92 - 08.96	AC-C		5 PK 1060
				ALT		4 PK 950
				PS	- AC	5 PK 925
				PS	+ AC	5 PK 1060
				CAM		ZRK 1435

2.5 (E88A)

2497 ccm	125 kW	6G73	11.92 - 09.96	ALT	- AC	6 PK 1070
				ALT	+ AC	6 PK 1145
				PS		4 PK 920

2.5 V6-24 4WD (E88A)

2497 ccm	125 kW	6G73	11.92 - 08.96	ALT	- AC	6 PK 1070
				ALT	+ AC	6 PK 1145
				PS		4 PK 920

2.0 GLSTD (E57A)

1998 ccm	66 kW	4D68 T	11.92 - 08.96	PS		4 PK 635
				BAL		ZRK 1459
				CAM		ZRK 1198
				BAL		KT 1387
				CAM		KT 1274

GALANT V Stufenheck (E5_A, E7_A, E8_A)

1.8 (E52A)

1834 ccm	85 kW	4G93	02.94 - 08.96	ALT		4 PK 780
				PS	- AC	5 PK 950
				PS	+ AC	5 PK 1110
				CAM		ZRK 1208
				CAM		KT 1281

1.8 GLSI (E52A)

1834 ccm	93 kW	4G93 (GDI)	11.92 - 08.96	ALT		4 PK 780
				PS	- AC	5 PK 950
				PS	+ AC	5 PK 1110
				CAM		ZRK 1208
				CAM		KT 1281
				W-P; CAM		KT 1281 W1

2.0 GLSI (E75A, E55A)

1997 ccm	101 kW	4G63 (SOHC 8V)	11.92 - 08.96	AC-C		4 PK 950
				ALT		4 PK 985



MITSUBISHI

GALANT V Stufenheck (E5_A, E7_A, E8_A)

2.0 GLSI (E75A, E55A)

1997 ccm	101 kW	4G63 (SOHC 8V)	11.92 - 08.96	PS		4 PK 698
				BAL		ZRK 1459
				CAM		ZRK 1176
				BAL		KT 1387
				CAM		KT 1272

2.0 GLSI 4WD (E55A, E75A)

1997 ccm	101 kW	4G63 (SOHC 8V)	11.92 - 08.96	AC-C		4 PK 950
				ALT		4 PK 985
				PS		4 PK 698
				BAL		ZRK 1459
				CAM		ZRK 1176
				BAL		KT 1387
				CAM		KT 1272

2.0 V6-24 (E64A, E54A)

1999 ccm	110 kW	6A12	11.92 - 08.96	AC-C		5 PK 1060
				ALT		4 PK 950
				PS	- AC	5 PK 925
				PS	+ AC	5 PK 1060
				CAM		ZRK 1435

2.5 V6-24 4WD (E88A)

2497 ccm	125 kW	6G73	11.92 - 08.96	ALT	- AC	6 PK 1070
				ALT	+ AC	6 PK 1145
				PS		4 PK 920

2.0 GLSTD (E57A)

1998 ccm	66 kW	4D68 T	11.92 - 08.96	PS		4 PK 635
				BAL		ZRK 1459
				CAM		ZRK 1198
				BAL		KT 1387
				CAM		KT 1274

GALANT VI (EA_)

2.0 (EA2A)

1997 ccm	98 kW	4G63 (SOHC 16V)	09.00 - 10.04	ALT	FROM: 08.01	4 PK 940
				PS	FROM: 08.01; OE-NO.: MD317245	5 PK 1330
				PS	FROM: 08.01; OE-NO.: MD339525	5 PK 1070
				BAL		ZRK 1459
				CAM		ZRK 1065
				BAL		KT 1388
				CAM		KT 1355

2.0 (EA2A)

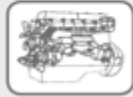
1997 ccm	100 kW	4G63 (SOHC 16V)	09.96 - 09.00	ALT		4 PK 940
				PS	FROM: 02.98; - AC	5 PK 1070
				PS	FROM: 02.98; + AC	5 PK 1330
				PS	UNTIL: 02.98; - AC	5 PK 1090
				PS	UNTIL: 02.98; + AC	5 PK 1370
				BAL		ZRK 1459
				CAM		ZRK 1065
				BAL		KT 1388
				CAM		KT 1355

2.4 GDI (EA3A)

2351 ccm	106 kW	4G64 (GDI)	09.00 - 10.04	ALT		5 PK 940
				PS	- AC	5 PK 1070
				PS	+ AC	5 PK 1330
				BAL		ZRK 1459
				CAM		ZRK 1541
				BAL		KT 1388
				CAM	MTR-CODE: 4G64	KT 1482

2.4 GDI (EA3A)

2351 ccm	110 kW	4G64 (GDI)	02.99 - 09.00	ALT		5 PK 940
				PS	- AC	5 PK 1070
				PS	+ AC	5 PK 1330
				BAL		ZRK 1459
				CAM		ZRK 1541
				BAL		KT 1388
				CAM	MTR-CODE: 4G64	KT 1482



MITSUBISHI

GALANT VI (EA_)

2.4						
2378 ccm	121 kW	4G69	10.03 - 10.04	ALT		6 PK 1890
2.5 V6 24V (EA5A)						
2498 ccm	118 kW	6A13	09.00 - 10.04	ALT		4 PK 950
				PS	- AC	6 PK 962
				PS	+ AC	6 PK 1060
2.5 V6 24V (EA5A)						
2498 ccm	120 kW	6A13	09.96 - 09.00	ALT		4 PK 950
				PS	- AC	6 PK 962
				PS	+ AC	6 PK 1060
2.0 TDI (EA6A)						
1998 ccm	66 kW	4D68 (SOHC);4D68 T	09.96 - 10.04	AC-C		5 PK 940
				PS		4 PK 890
				BAL		ZRK 1459
				CAM		ZRK 1198
				BAL	MTR-CODE: 4D68T	KT 1387
2.5 Type S						
2498 ccm	151 kW		10.99 - 10.04	ALT		4 PK 950
				PS	- AC	6 PK 962
				PS	+ AC	6 PK 1060

GALANT VI Station Wagon (EA_)

2.0 (EA2W)						
1997 ccm	98 kW	4G63 (SOHC 16V)	09.00 - 10.03	ALT		4 PK 940
				PS	- AC	5 PK 1070
				PS	+ AC	5 PK 1330
				BAL		ZRK 1459
				CAM		ZRK 1065
				BAL		KT 1388
				CAM		KT 1355
2.0 (EA2W)						
1997 ccm	100 kW	4G63 (SOHC 16V)	09.96 - 09.00	ALT		4 PK 940
				PS	FROM: 02.98; - AC	5 PK 1070
				PS	FROM: 02.98; + AC	5 PK 1330
				PS	UNTIL: 02.98; - AC	5 PK 1090
				PS	UNTIL: 02.98; + AC	5 PK 1370
				BAL		ZRK 1459
				CAM		ZRK 1065
				BAL		KT 1388
				CAM		KT 1355
2.4 GDI (EA3W)						
2351 ccm	106 kW	4G64 (GDI)	09.00 - 10.03	ALT		5 PK 940
				PS	- AC	5 PK 1070
				PS	+ AC	5 PK 1330
				BAL		ZRK 1459
				CAM		ZRK 1541
				BAL		KT 1388
				CAM	MTR-CODE: 4G64	KT 1482
2.4 GDI (EA3W)						
2351 ccm	110 kW	4G64 (GDI)	02.99 - 09.00	ALT		5 PK 940
				PS	- AC	5 PK 1070
				PS	+ AC	5 PK 1330
				BAL		ZRK 1459
				CAM		ZRK 1541
				BAL		KT 1388
				CAM	MTR-CODE: 4G64	KT 1482
2.5 V6 24V (EA5W)						
2498 ccm	118 kW	6A13	09.00 - 10.03	ALT		4 PK 950
				PS	- AC	6 PK 962
				PS	+ AC	6 PK 1060
2.5 V6 24V (EA5W)						
2498 ccm	120 kW	6A13	09.96 - 09.00	ALT		4 PK 950
				PS	- AC	6 PK 962
				PS	+ AC	6 PK 1060
2.0 TDI (EA6W)						
1998 ccm	66 kW	4D68 (SOHC)	09.96 - 10.03	AC-C		5 PK 940
				PS		4 PK 890



MITSUBISHI

GALANT VI Station Wagon (EA_)

2.0 TDI (EA6W)

1998 ccm	66 kW	4D68 (SOHC)	09.96 - 10.03	BAL		ZRK 1459
				CAM		ZRK 1198
				BAL		KT 1387

GALANT Stufenheck (DJ_, ED_, EF_)

2.4 GDi Sport (DJ1A)

2378 ccm	121 kW	4G69	10.03 -	ALT		6 PK 1890
----------	--------	------	---------	-----	--	-----------

2.4 GDi Sport 4WD (DJ1A)

2378 ccm	121 kW	4G69	10.03 -	ALT		6 PK 1890
----------	--------	------	---------	-----	--	-----------

GALLOPER (JK-01)

3.0 V6

2972 ccm	104 kW	G6AT	09.98 - 12.03	CAM	UNTIL: 08.01	ZRK 1192
				CAM		KT 1278

2.5 TD

2476 ccm	65 kW	D4BF	09.98 - 12.03	BAL	MTR-CODE: D4BH	ZRK 1202
				CAM	MTR-CODE: D4BH	ZRK 1522

2.5 TD intercooler

2476 ccm	73 kW	D4BH	09.98 - 12.03	BAL		ZRK 1202
				CAM		ZRK 1522
				BAL		KT 1391
				CAM		KT 1488

GRANDIS (NA_W)

2.4

2378 ccm	121 kW	4G69	04.04 -	ALT		6 PK 1870
				BAL		ZRK 1459

2.4

2378 ccm	130 kW	4G69	04.04 -	ALT		6 PK 1870
----------	--------	------	---------	-----	--	-----------

2.0 DI-D

1968 ccm	100 kW	BSY	09.05 -	ALT		6 PK 1718
				CAM		ZRK 1468

2.0 DI-D

1968 ccm	103 kW	BWC	02.07 -	ALT		6 PK 1718
				CAM		ZRK 1468

GTO Coupe (Z1_A)

3.0

2972 ccm	210 kW	6G72 (DOHC 24V);6G72T	06.92 - 04.96	ALT		6 PK 1145
----------	--------	-----------------------	---------------	-----	--	-----------

LANCER V (CB/D_A)

1.3

1298 ccm	55 kW	4G13 (12V)	06.92 - 02.95	ALT		4 PK 875
				PS	FROM: 12.93	4 PK 595
				CAM		ZRK 1156
				CAM		KT 1161

1.3 (CB1A)

1299 ccm	55 kW	4G13 (12V)	06.92 - 12.96	AC-C	UNTIL: 12.96	AVX 13 x 800
				ALT		4 PK 875
				PS	FROM: 12.93	4 PK 595
				CAM		ZRK 1156
				CAM		KT 1161

1.6 (CB4A)

1597 ccm	66 kW	4G92	02.94 - 12.96	AC-C	- PS	5 PK 880
				AC-C	+ PS	5 PK 1125
				ALT		4 PK 780
				PS		5 PK 950
				CAM		ZRK 1207
				CAM		KT 1286
				W-P; CAM		KT 1286 W1

1.6 16V (CB4A)

1597 ccm	83 kW	4G92	06.92 - 12.96	AC-C	FROM: 12.93; - PS	5 PK 880
				AC-C	FROM: 12.93; + PS	5 PK 1125
				AC-C	UNTIL: 11.93; - PS	5 PK 850
				AC-C	UNTIL: 11.93; + PS	5 PK 1110
				ALT		4 PK 780
				PS		5 PK 950



MITSUBISHI

LANCER V (CB/D_A)

1.6 16V (CB4A)

1597 ccm	83 kW	4G92	06.92 - 12.96	CAM CAM W-P; CAM	ZRK 1207 KT 1286 KT 1286 W1
----------	-------	------	---------------	------------------------	-----------------------------------

1.6 16V 4WD (CD4A)

1597 ccm	83 kW	4G92	06.92 - 12.96	ALT CAM CAM W-P; CAM	FROM: 08.93 4 PK 780 ZRK 1207 KT 1286 KT 1286 W1
----------	-------	------	---------------	-------------------------------	--

1.8 16V (CB5A)

1834 ccm	103 kW	4G93	06.92 - 12.93	AC-C AC-C ALT PS	FROM: 08.93; - PS FROM: 08.93; + PS FROM: 08.93 FROM: 08.93	5 PK 850 5 PK 1110 4 PK 763 5 PK 950
----------	--------	------	---------------	---------------------------	--	---

2.0 Diesel (CB8A)

1998 ccm	50 kW	4D68	06.92 - 12.96	PS BAL CAM BAL CAM	FROM: 08.93 4 PK 635 ZRK 1459 ZRK 1198 KT 1387 KT 1274
----------	-------	------	---------------	--------------------------------	---

LANCER V Station Wagon (CB_W, CD_W)

1.6 16V (CB4W)

1597 ccm	83 kW	4G92	12.92 - 10.03	AC-C ALT PS CAM CAM W-P; CAM	5 PK 1125 4 PK 780 5 PK 950 ZRK 1207 KT 1286 KT 1286 W1
----------	-------	------	---------------	---	--

1.6 16V 4WD (CD4W)

1597 ccm	83 kW	4G92	12.92 - 10.03	AC-C ALT PS CAM CAM W-P; CAM	5 PK 1125 4 PK 780 5 PK 950 ZRK 1207 KT 1286 KT 1286 W1
----------	-------	------	---------------	---	--

2.0 D (CB8W)

1998 ccm	50 kW	4D68	12.92 - 10.03	PS BAL CAM BAL CAM	4 PK 635 ZRK 1459 ZRK 1198 KT 1387 KT 1274
----------	-------	------	---------------	--------------------------------	--

2.0 D

1998 ccm	65 kW	4D68 T	03.95 - 10.03	PS BAL CAM BAL CAM	4 PK 635 ZRK 1459 ZRK 1198 KT 1387 KT 1274
----------	-------	--------	---------------	--------------------------------	--

2.0 D 4WD

1998 ccm	65 kW	4D68 T	03.95 - 10.03	BAL CAM BAL CAM	ZRK 1459 ZRK 1198 KT 1387 KT 1274
----------	-------	--------	---------------	--------------------------	--

LANCER VI (CJ-CP_)

1.3 12V (CK1A)

1299 ccm	55 kW	4G13 (12V)	12.95 - 08.03	ALT PS PS CAM	- AC + AC 5 PK 865 5 PK 954 5 PK 1070 ZRK 1203
----------	-------	------------	---------------	------------------------	---

1.5 16V (CK2A)

1468 ccm	69 kW	4G15 (16V)	12.95 - 08.03	CAM	ZRK 1203
----------	-------	------------	---------------	-----	----------

1.6 16V (CK4A)

1597 ccm	66 kW	4G92	12.95 - 08.03	CAM CAM	ZRK 1405 KT 1365
----------	-------	------	---------------	------------	---------------------

2.0 16V EVO

1997 ccm	206 kW	4G63 Turbo	08.96 - 08.03	ALT	6 PK 1445
----------	--------	------------	---------------	-----	-----------



MITSUBISHI

LANCER VI (CJ-CP_)

2.0 16V EVO

1997 ccm	206 kW	4G63 Turbo	08.96 - 08.03	ALT	FROM: 01.98; - AC	6 PK 1440
				ALT	FROM: 01.98; + AC	6 PK 1775
				ALT	FROM: 03.01; UNTIL: 02.03; OE-NO.: MD377381	6 PK 1440
				BAL		ZRK 1459
				CAM		ZRK 1329
				BAL		KT 1387

LANCER Stufenheck (CS_A)

1.3

1299 ccm	60 kW	4G13 (16V)	09.03 -	ALT		5 PK 900
				PS		5 PK 1060
				CAM		ZRK 1072
				CAM		KT 1523

1.6 (CS3A)

1584 ccm	72 kW	4G18	09.03 -	ALT		5 PK 900
				PS		5 PK 1060
				CAM	UNTIL: 03.07	ZRK 1072
				CAM		KT 1523

2.0 (CS9A)

1997 ccm	99 kW	4G63 (DOHC 16V)	12.03 -	ALT		6 PK 1830
				BAL		ZRK 1459
				CAM		ZRK 1329

2.0 16V EVO VIII (CT9A)

1997 ccm	195 kW	4G63 Turbo	03.04 -	ALT	OE-NO.: MN158794	6 PK 1795
				ALT	OE-NO.: MN158795	6 PK 1445
				BAL		ZRK 1459
				CAM		ZRK 1329

2.0 16V EVO IX (CT9A)

1997 ccm	206 kW	4G63 Turbo	01.06 -	ALT	OE-NO.: MN158794	6 PK 1795
				ALT	OE-NO.: MN158795	6 PK 1445
				BAL		ZRK 1459
				CAM		ZRK 1329

2.0 4WD

1997 ccm	213 kW	4G63 Turbo	08.05 -	ALT	OE-NO.: MN158794	6 PK 1795
				ALT	OE-NO.: MN158795	6 PK 1445

LANCER CARGO I Kombi (CS_W)

1.6

1584 ccm	72 kW	4G18	09.03 - 10.08	ALT		5 PK 900
				PS		5 PK 1060
				CAM	UNTIL: 03.07	ZRK 1072
				CAM		KT 1523

2.0

1997 ccm	99 kW	4G63 (DOHC 16V)	09.03 - 12.07	ALT		6 PK 1830
				BAL		ZRK 1459
				CAM		ZRK 1329

LANCER Stufenheck (CY/Z_A)

1.5

1499 ccm	80 kW	4A91	06.08 -	ALT	+ AC	5 PK 1190
----------	-------	------	---------	-----	------	-----------

2.0 DI-D

1968 ccm	103 kW	BKD;BWC	01.08 -	ALT		6 PK 1718
				CAM		ZRK 1468

LANCER SPORTBACK (CX_A)

1.5

1499 ccm	80 kW	4A91	06.08 -	ALT	+ AC	5 PK 1190
----------	-------	------	---------	-----	------	-----------

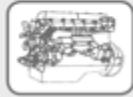
2.0 DI-D

1968 ccm	103 kW	BKD;BWC	06.08 -	ALT		6 PK 1718
				CAM		ZRK 1468

MIRAGE Stufenheck

1.3

1298 ccm	58 kW	4G13 (12V)	12.91 - 08.95	ALT		4 PK 875
				PS	FROM: 12.93	4 PK 595



MITSUBISHI

MIRAGE Schrägheck

1.3						
1298 ccm	58 kW	4G13 (12V)	12.91 - 08.95	ALT PS	FROM: 12.93	4 PK 875 4 PK 595

1.6						
1597 ccm	84 kW	4G92	09.99 - 07.03	ALT PS	- AC	4 PK 780 5 PK 950

1.6 4WD						
1597 ccm	84 kW	4G92	03.92 - 07.93	ALT PS	- AC	4 PK 780 5 PK 950

1.6						
1597 ccm	88 kW	4G92	12.91 - 08.95	ALT PS	- AC	4 PK 780 5 PK 950

1.6 4WD						
1597 ccm	88 kW	4G92	12.91 - 08.95	ALT PS	- AC	4 PK 780 5 PK 950

MIRAGE Coupe

1.3						
1298 ccm	58 kW	4G13 (12V)	12.91 - 08.95	ALT PS	FROM: 12.93	4 PK 875 4 PK 595

MIRAGE Schrägheck

1.6						
1597 ccm	84 kW	4G92	09.99 - 07.03	ALT PS PS	OE-NO.: MD319917 OE-NO.: MD373622	4 PK 775 5 PK 1080 5 PK 1300

OUTLANDER I (CU_W)

2.0 4WD (CU2W)						
1997 ccm	93 kW	4G63 (DOHC 16V)	05.03 - 10.06	ALT BAL CAM		6 PK 1830 ZRK 1459 ZRK 1329

2.0 (CU2W)						
1997 ccm	100 kW	4G63 (DOHC 16V)	05.03 - 10.06	ALT BAL CAM		6 PK 1830 ZRK 1459 ZRK 1329

2.0 4WD (CU2W)						
1997 ccm	100 kW	4G63 (DOHC 16V)	05.03 - 10.06	ALT BAL CAM		6 PK 1830 ZRK 1459 ZRK 1329

2.0 Turbo 4WD (CU2W)						
1997 ccm	148 kW	4G63 T (DOHC 16V)	04.04 - 10.06	ALT BAL CAM		6 PK 1830 ZRK 1459 ZRK 1329

2.0 4WD						
1997 ccm	177 kW		05.03 - 10.06	ALT BAL CAM	FROM: 04.04	6 PK 1830 ZRK 1459 ZRK 1329

2.4 4WD (CU5W)						
2378 ccm	118 kW	4G69	11.03 - 10.06	BAL		ZRK 1459

2.4 4WD (CU5W)						
2378 ccm	119 kW	4G69	05.03 - 10.06	BAL		ZRK 1459

OUTLANDER II (CW_W)

2.0 DI-D						
1968 ccm	103 kW	BSY	02.07 -	ALT CAM		6 PK 1718 ZRK 1468

2.2 DI-D 4WD						
2179 ccm	115 kW	4HK;4HN	08.07 -	ALT	+ AC	6 PK 1748

3.0 4WD						
2998 ccm	162 kW	6B31	11.06 -	ALT PS		6 PK 1190 4 PK 985

PAJERO II (V3_W, V2_W, V4_W)

2.4 (V21W, V21C)						
2351 ccm	82 kW	4G64 (12V)	04.91 - 10.99	BAL BAL CAM	FROM: 05.92 UNTIL: 04.92 FROM: 05.92	ZRK 1459 ZRK 1388 ZRK 1177



MITSUBISHI

PAJERO II (V3_W, V2_W, V4_W)

2.4 (V21W, V21C)

2351 ccm	82 kW	4G64 (12V)	04.91 - 10.99	CAM	UNTIL: 04.92	ZRK 1285
				BAL	FROM: 05.92	KT 1387
				CAM	UNTIL: 04.92	KT 1276
				CAM	UNTIL: 04.92	KT 1321

3.0 V6 4WD (V23W, V43W, V23C)

2972 ccm	110 kW	6G72 (SOHC 12V)	12.90 - 12.95	PS		AVX 13 x 800
				ALT	FROM: 06.94	5 PK 1130
				ALT	UNTIL: 05.94	5 PK 1345
				PS	FROM: 06.94	4 PK 954
				CAM	FROM: 06.94	ZRK 1430
				CAM	UNTIL: 05.94	ZRK 1192
				CAM		KT 1278

3.0 V6 24V (V43W, V23W)

2972 ccm	130 kW	6G72 (SOHC 24V)	06.97 - 10.99	ALT		5 PK 1130
				ALT	FROM: 11.97	5 PK 1130
				PS	FROM: 02.99	4 PK 970
				PS	UNTIL: 01.99	4 PK 954
				PS	UNTIL: 02.99	4 PK 954
				CAM		ZRK 1430

3.0 V6 24V (V43W, V23W)

2972 ccm	133 kW	6G72 (SOHC 24V)	06.94 - 05.97	PS		AVX 13 x 800
				ALT		5 PK 1130
				PS		4 PK 954
				CAM		ZRK 1430

3.5 V6 24V (V45W, V25W)

3497 ccm	143 kW	6G74 (DOHC 24V);6G74 (SOHC 24V)	07.97 - 10.99	ALT		5 PK 1130
				PS	FROM: 02.99	4 PK 1005
				PS	UNTIL: 01.99	4 PK 995
				CAM	FROM: 01.98	ZRK 1409

3.5 V6 24V (V25W, V45W)

3497 ccm	153 kW	6G74 (DOHC 24V);6G74 (SOHC 24V)	06.94 - 10.99	ALT		5 PK 1130
				PS	FROM: 02.99	4 PK 1005
				PS	FROM: 06.97; UNTIL: 01.99	4 PK 995
				PS	UNTIL: 05.97	4 PK 1065
				CAM	FROM: 01.98	ZRK 1409

2.5 TDiC (V44W, V24W)

2477 ccm	73 kW	4D56 T	03.91 - 08.99	BAL	FROM: 11.93	ZRK 1202
				BAL	UNTIL: 10.93	ZRK 1277
				CAM	FROM: 11.93; OE-NO.: MD300470	ZRK 1522
				CAM	UNTIL: 10.93; OE-NO.: MD134377	ZRK 1260
				BAL	FROM: 11.93	KT 1391
				BAL	UNTIL: 10.93	KT 1157
				CAM	UNTIL: 10.93	KT 1143

2.5 TD 4WD (V24C, V24W)

2477 ccm	73 kW	4D56 TD	12.90 - 10.99	ALT		AVX 10 x 1090
				PS	UNTIL: 12.91	AVX 13 x 785
				PS	FROM: 11.93	4 PK 1125
				BAL	FROM: 11.93	ZRK 1202
				BAL	UNTIL: 10.93	ZRK 1277
				CAM	FROM: 11.93	ZRK 1522
				CAM	UNTIL: 10.93	ZRK 1260
				BAL	UNTIL: 10.93	KT 1157
				CAM	UNTIL: 10.93	KT 1143

2.8 TD (V46W)

2835 ccm	92 kW	4M40-T	06.94 - 10.99	ALT		AVX 10 x 975
----------	-------	--------	---------------	-----	--	--------------

PAJERO II Canvas Top (V2_W, V4_W)

1.8 GDI

1834 ccm	96 kW	4G93 (GDI)	06.98 - 04.00	CAM		ZRK 1211
				CAM		KT 1307

2.4 (V41W, V21W, V21C)

2351 ccm	82 kW	4G64 (12V)	04.91 - 04.00	BAL	FROM: 05.92	ZRK 1459
				BAL	UNTIL: 04.92	ZRK 1388
				CAM	FROM: 05.92	ZRK 1177



MITSUBISHI

PAJERO II Canvas Top (V2_W, V4_W)

2.4 (V41W, V21W, V21C)

2351 ccm	82 kW	4G64 (12V)	04.91 - 04.00	CAM	UNTIL: 04.92	ZRK 1285
				BAL	FROM: 05.92	KT 1387
				CAM	UNTIL: 04.92	KT 1276
				CAM	UNTIL: 04.92	KT 1321

3.0 V6 (V23W, v43W, V23C)

2972 ccm	110 kW	6G72 (SOHC 12V)	12.90 - 12.95	PS	UNTIL: 06.94	AVX 13 x 800
				ALT	FROM: 06.94	5 PK 1130
				ALT	UNTIL: 05.94	5 PK 1345
				PS	FROM: 06.94	4 PK 954
				CAM	FROM: 06.94	ZRK 1430
				CAM	UNTIL: 05.94	ZRK 1192
				CAM		KT 1278

3.0 V6 24V (V23W, V23C)

2972 ccm	133 kW	6G72 (SOHC 24V)	06.94 - 04.00	PS		AVX 13 x 800
				ALT		5 PK 1130
				PS	FROM: 02.99	4 PK 970
				PS	UNTIL: 01.99	4 PK 954
				PS	UNTIL: 02.99	4 PK 954
				CAM		ZRK 1430

2.5 TDiC (V24W, V24C)

2477 ccm	73 kW	4D56 T	03.91 - 08.99	BAL	FROM: 11.93	ZRK 1202
				BAL	UNTIL: 10.93	ZRK 1277
				CAM	FROM: 11.93; OE-NO.: MD300470	ZRK 1522
				CAM	UNTIL: 10.93; OE-NO.: MD134377	ZRK 1260
				BAL	FROM: 11.93	KT 1391
				BAL	UNTIL: 10.93	KT 1157
				CAM	UNTIL: 10.93	KT 1143

2.5 TD 4WD (V24C, V24W)

2477 ccm	73 kW	4D56 TD	12.90 - 04.00	ALT		AVX 10 x 1090
				PS	UNTIL: 12.91	AVX 13 x 785
				PS	FROM: 11.93	4 PK 1125
				BAL	FROM: 11.93	ZRK 1202
				BAL	UNTIL: 10.93	ZRK 1277
				CAM	FROM: 11.93	ZRK 1522
				CAM	UNTIL: 10.93	ZRK 1260
				BAL	UNTIL: 10.93	KT 1157
				CAM	UNTIL: 10.93	KT 1143

PAJERO III Canvas Top (V60, V70)

3.0 (V73W)

2972 ccm	125 kW	6G72 (SOHC 24V)	10.01 - 12.06	ALT		7 PK 2415
----------	--------	-----------------	---------------	-----	--	-----------

3.5 V6 GDI (V65W, V75W)

3497 ccm	149 kW	6G74 (DOHC 24V);6G74 (SOHC 24V)	04.00 - 12.06	ALT	MTR-CODE: 6G74; + AC; DOHC	7 PK 2415
----------	--------	---------------------------------	---------------	-----	----------------------------	-----------

2.5 TDi (V64W, V74W)

2477 ccm	73 kW	4D56 T	04.00 - 12.06	ALT		6 PK 1370
----------	-------	--------	---------------	-----	--	-----------

2.5 TDi (V64W, V74W)

2477 ccm	85 kW	4D56 T	09.01 - 12.06	ALT	MTR-CODE: 4D56;4D56T	6 PK 1370
				BAL		ZRK 1202
				CAM		ZRK 1522
				BAL		KT 1391

PAJERO IV (V80, V90)

3.8 V6 (V87W, V97W)

3828 ccm	184 kW	6G75	02.07 -	ALT	MTR-CODE: 6G75	7 PK 2415
----------	--------	------	---------	-----	----------------	-----------

PAJERO CLASSIC (V2_W)

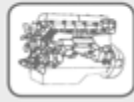
2.5 TD

2477 ccm	85 kW	4D56 T	07.02 -	ALT	MTR-CODE: 4D56;4D56T	6 PK 1370
				BAL		ZRK 1202
				CAM		ZRK 1522
				BAL		KT 1391
				CAM		KT 1488

PAJERO PININ (H6_W, H7_W)

1.8 (H76W, H66W)

1834 ccm	84 kW	4G93	11.01 - 06.07	ALT		4 PK 780
----------	-------	------	---------------	-----	--	----------



MITSUBISHI

PAJERO PININ (H6_W, H7_W)

1.8 (H76W, H66W)

1834 ccm	84 kW	4G93	11.01 - 06.07	ALT	UNTIL: 02.05	4 PK 775
				PS	- AC	5 PK 1080
				PS	OE-NO.: MD187462; + AC	5 PK 1345
				PS	OE-NO.: MD304887; + AC	5 PK 1330
				PS	UNTIL: 02.05; - AC	5 PK 1080
				PS	UNTIL: 02.05; + AC	5 PK 1345
				CAM	SOHC	ZRK 1437
				CAM	SOHC	KT 1478
				W-P; CAM	D-INJ; DOHC	KT 1307 W1

1.8 GDI (H66W)

1834 ccm	88 kW	4G93 (GDI)	10.99 - 06.07	ALT		4 PK 780
				PS	- AC	5 PK 1080
				PS	OE-NO.: MD187462; + AC	5 PK 1345
				PS	OE-NO.: MD304887; + AC	5 PK 1330
				CAM	FROM: 09.01; UNTIL: 02.05; SOHC	ZRK 1437
				CAM	UNTIL: 06.00	ZRK 1211
				CAM	FROM: 09.01; UNTIL: 05.05; SOHC	KT 1478
				CAM	UNTIL: 06.00	KT 1307
				CAM	UNTIL: 08.01	KT 1471

2.0 GDI (H67W, H77W)

1999 ccm	95 kW	4G94 (GDI)	10.00 - 06.07	ALT	FROM: 10.01	4 PK 780
				PS	FROM: 10.01; - AC	5 PK 1080
				PS	FROM: 10.01; + AC	5 PK 1345
				PS	FROM: 10.01; OE-NO.: MD187462; + AC	5 PK 1345

PAJERO SPORT (K90)

1.8 4WD

1834 ccm	84 kW	4G93	03.01 -	CAM	SOHC	ZRK 1437
----------	-------	------	---------	-----	------	----------

3.0 V6 (K96W)

2972 ccm	123 kW	6G72 (DOHC 24V)	03.03 -	ALT	UNTIL: 05.03	5 PK 1130
				PS	OE-NO.: MD363022	4 PK 970

3.0 V6 (K96W)

2972 ccm	125 kW	6G72 (SOHC 24V)	06.00 -	ALT		5 PK 1130
				PS		4 PK 970
				PS	OE-NO.: MD308925	4 PK 954
				PS	OE-NO.: MD363022	4 PK 970
				CAM		ZRK 1430

3.0 V6 (K96W)

2972 ccm	130 kW	6G72 (SOHC 24V)	11.98 -	ALT		5 PK 1130
				ALT	FROM: 09.99	5 PK 1130
				PS	FROM: 09.99	4 PK 970
				PS	OE-NO.: MD308925	4 PK 954
				PS	OE-NO.: MD363022	4 PK 970
				CAM		ZRK 1430

2.5 TD (K94W)

2477 ccm	73 kW	4D56 T	11.98 -	PS		4 PK 1125
				BAL		ZRK 1202
				CAM		ZRK 1522

2.5 TD (K94W)

2477 ccm	85 kW	4D56 T	07.02 -	PS		4 PK 1125
				BAL		ZRK 1202
				CAM		ZRK 1522
				BAL		KT 1391
				CAM		KT 1488

2.5 TD (K94W)

2477 ccm	98 kW	4D56 T	08.03 -	PS		4 PK 1125
----------	-------	--------	---------	----	--	-----------

SANTAMO

2.0 16V

1997 ccm	102 kW	4G63 (DOHC 16V)	05.99 - 12.04	PS	UNTIL: 10.03; MTR-CODE: G4JPE	AVX 13 x 675
				AC-C		4 PK 962
				ALT		4 PK 995
				BAL		ZRK 1459
				CAM		ZRK 1329
				BAL		KT 1387



MITSUBISHI

SANTAMO

2.0 16V 4WD

1997 ccm	102 kW	4G63 (DOHC 16V)	05.99 - 12.04	AC-C		4 PK 962
				ALT		4 PK 995
				BAL		ZRK 1459
				CAM		ZRK 1329
				BAL		KT 1387

SIGMA (F2_A, F1_A)

3.0 V6

2972 ccm	130 kW	6G72 (SOHC 12V)	12.90 - 07.96	ALT	- AC	6 PK 1070
				ALT	+ AC	6 PK 1145
				PS	FROM: 12.91	4 PK 920

3.0 V6

2972 ccm	151 kW	6G72 (DOHC 24V)	12.90 - 07.96	ALT	- AC	6 PK 1070
				ALT	+ AC	6 PK 1145
				PS	FROM: 12.91	4 PK 920

SIGMA Station Wagon (F0_W)

3.0

2972 ccm	125 kW	6G72 (SOHC 12V)	06.92 - 10.96	AC-C	OE-NO.: MB568898	4 PK 940
				AC-C	OE-NO.: MB568899	4 PK 954
				ALT		5 PK 1240
				CAM		ZRK 1192
				CAM		KT 1278

SPACE WAGON (N3_W, N4_W)

1.8 (N31W)

1834 ccm	90 kW	4G93	10.91 - 10.98	ALT		4 PK 763
				PS		5 PK 950
				PS	- AC	5 PK 950
				PS	+ AC	5 PK 1145
				CAM		ZRK 1208
				CAM		KT 1281
				W-P; CAM		KT 1281 W1

1.8 4WD (N41W)

1834 ccm	90 kW	4G93	10.91 - 10.98	ALT		4 PK 763
				PS		5 PK 950
				PS	- AC	5 PK 950
				PS	+ AC	5 PK 1145
				CAM		ZRK 1208
				CAM		KT 1281
				W-P; CAM		KT 1281 W1

2.0 (N33W)

1997 ccm	98 kW	4G63 (DOHC 16V)	10.92 - 10.98	AC-C	OE-NO.: MB439494	4 PK 925
				AC-C	OE-NO.: MB568898	4 PK 940
				ALT		4 PK 985
				BAL		ZRK 1459
				CAM		ZRK 1176
				BAL		KT 1387
				CAM		KT 1272

2.0 4WD (N43W)

1997 ccm	98 kW	4G63 (DOHC 16V)	10.92 - 10.98	AC-C	OE-NO.: MB439494	4 PK 925
				AC-C	OE-NO.: MB568898	4 PK 940
				ALT		4 PK 985
				BAL		ZRK 1459
				CAM		ZRK 1176
				BAL		KT 1387
				CAM		KT 1272

2.4

2351 ccm	88 kW	4G64 (SOHC 16V)	10.91 - 10.97	AC-C	FROM: 02.92	4 PK 925
				ALT	FROM: 02.92	4 PK 985
				BAL		ZRK 1459
				CAM	FROM: 06.95	ZRK 1180
				CAM	UNTIL: 08.95	KT 1387

2.4 4WD

2351 ccm	86 kW	4G64 (SOHC 16V)	10.91 - 10.97	AC-C	OE-NO.: MB439494	4 PK 925
				AC-C	OE-NO.: MD568898	4 PK 940
				ALT		4 PK 985



MITSUBISHI

SPACE WAGON (N3_W, N4_W)

2.4 4WD

2351 ccm	86 kW	4G64 (SOHC 16V)	10.91 - 10.97	BAL		ZRK 1459
				CAM	FROM: 06.95	ZRK 1180
				CAM	UNTIL: 08.95	KT 1387

2.4 i (N34W)

2351 ccm	102 kW	4G64 (SOHC 16V)	10.92 - 10.98	AC-C		4 PK 925
				ALT		4 PK 985

1.8 TD (N35W)

1796 ccm	55 kW	4D65 T	10.91 - 10.98	BAL		ZRK 1388
----------	-------	--------	---------------	-----	--	----------

2.0 TD (N38W)

1998 ccm	60 kW	4D68 T	10.92 - 10.98	PS		4 PK 635
				BAL		ZRK 1459
				CAM		ZRK 1198
				BAL		KT 1387
				CAM		KT 1274

SPACE WAGON (N9_W, N8_W)

2.0 GDI

1997 ccm	98 kW	4G63 (DOHC 16V)	04.02 - 12.04	ALT		5 PK 940
				PS	- AC	5 PK 1090
				PS	+ AC	5 PK 1390
				BAL		ZRK 1459
				CAM		ZRK 1065
				BAL		KT 1388
				CAM		KT 1355

2.4 GDI

2351 ccm	108 kW	4G64 (GDI)	09.00 - 12.04	BAL		ZRK 1459
				CAM		ZRK 1541
				BAL		KT 1388
				CAM	MTR-CODE: 4G64	KT 1482

2.4 GDI 4WD

2351 ccm	108 kW	4G64 (GDI)	09.00 - 12.04	ALT		5 PK 940
				PS	- AC	5 PK 1090
				PS	+ AC	5 PK 1390
				BAL	MTR-CODE: 4G64	ZRK 1459
				CAM	MTR-CODE: 4G64	ZRK 1541
				BAL	MTR-CODE: 4G64	KT 1388
				CAM	MTR-CODE: 4G64	KT 1482

2.4 GDI

2351 ccm	110 kW	4G64 (GDI)	10.98 - 12.04	ALT		5 PK 940
				PS	- AC	5 PK 1090
				PS	+ AC	5 PK 1390
				BAL		ZRK 1459
				CAM		ZRK 1541
				BAL		KT 1388
				CAM	MTR-CODE: 4G64	KT 1482

2.4 GDI 4WD

2351 ccm	110 kW	4G64 (GDI)	10.98 - 12.04	ALT		5 PK 940
				PS	- AC	5 PK 1090
				PS	+ AC	5 PK 1390
				BAL		ZRK 1459
				CAM		ZRK 1541
				BAL		KT 1388
				CAM	MTR-CODE: 4G64	KT 1482

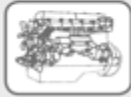
SPACE RUNNER (N1_W, N2_W)

1.8 (N11W)

1834 ccm	85 kW	4G93	06.96 - 08.99	ALT		4 PK 780
				PS	- AC	5 PK 925
				PS	+ AC	5 PK 1145
				CAM		ZRK 1208
				CAM		KT 1281
				W-P; CAM		KT 1281 W1

1.8 4WD (N21W)

1834 ccm	85 kW	4G93	06.96 - 08.99	CAM		ZRK 1208
				CAM		KT 1281
				W-P; CAM		KT 1281 W1



MITSUBISHI

SPACE RUNNER (N1_W, N2_W)

1.8 (N11W)

1834 ccm	90 kW	4G93	10.91 - 08.99	ALT	FROM: 06.93	4 PK 780
				ALT	UNTIL: 06.93	4 PK 763
				PS	+ AC	5 PK 1145
				PS	FROM: 07.92; - AC	5 PK 925
				PS	UNTIL: 06.92; - AC	5 PK 950
				CAM		ZRK 1208
				CAM		KT 1281
				W-P; CAM		KT 1281 W1

1.8 4WD (N21W)

1834 ccm	90 kW	4G93	10.91 - 08.99	ALT	FROM: 06.93	4 PK 780
				ALT	UNTIL: 06.93	4 PK 763
				PS	+ AC	5 PK 1145
				PS	FROM: 07.92; - AC	5 PK 925
				PS	UNTIL: 06.92; - AC	5 PK 950
				CAM		ZRK 1208
				CAM		KT 1281
				W-P; CAM		KT 1281 W1

2.0 16V

1997 ccm	98 kW	4G63 (DOHC 16V)	06.97 - 08.99	BAL		ZRK 1459
				CAM		ZRK 1176
				BAL		KT 1387
				CAM		KT 1272

2.0 TD (N18W)

1998 ccm	60 kW	4D68 T	10.92 - 08.99	PS		4 PK 635
				BAL		ZRK 1459
				CAM		ZRK 1198
				BAL		KT 1387
				CAM		KT 1274

SPACE RUNNER (N6_W)

2.0

1997 ccm	100 kW	4G63 (DOHC 16V)	08.99 - 08.02	ALT		5 PK 940
				PS	- AC	5 PK 1090
				PS	+ AC	5 PK 1390
				BAL		ZRK 1459
				CAM		ZRK 1065
				BAL		KT 1388
				CAM		KT 1355

2.4 GDI

2351 ccm	110 kW	4G64 (GDI)	08.99 - 08.02	ALT		5 PK 940
				PS	- AC	5 PK 1090
				PS	+ AC	5 PK 1390
				BAL		ZRK 1459
				CAM		ZRK 1541
				BAL		KT 1388
				CAM	MTR-CODE: 4G64	KT 1482

SPACE STAR (DG_A)

1.3 16V (DG1A)

1299 ccm	60 kW	4G13 (16V)	09.00 - 12.04	ALT		5 PK 865
				PS	- AC	5 PK 962
				PS	+ AC	5 PK 1060
				CAM		ZRK 1072
				CAM		KT 1523

1.3 16V (DG1A)

1299 ccm	61 kW	4G13 (16V)	12.98 - 12.04	ALT		5 PK 865
				PS	- AC	5 PK 962
				PS	+ AC	5 PK 1060
				CAM		ZRK 1072
				CAM		KT 1523

1.3 16V (DG1A)

1299 ccm	63 kW	4G13 (16V)	06.98 - 12.04	ALT		5 PK 865
				PS	- AC	5 PK 962
				PS	+ AC	5 PK 1060
				CAM		ZRK 1072
				CAM		KT 1523



MITSUBISHI

SPACE STAR (DG_A)

1.6 16V (DG3A)

1584 ccm	72 kW	4G18	01.01 - 12.04	ALT		5 PK 865
				PS	- AC	5 PK 962
				PS	+ AC	5 PK 1060
				CAM		ZRK 1072
				CAM	FROM: 04.01	KT 1523

1.8 MPI

1834 ccm	82 kW	4G93	10.02 - 12.04	ALT	- C1	4 PK 775
				ALT	+ C1	4 PK 780
				PS	- AC	5 PK 1080
				PS	+ AC	5 PK 1345
				CAM		ZRK 1437
				CAM		KT 1478

1.8 GDI (DG5A)

1834 ccm	87 kW	4G93 (GDI)	06.98 - 12.04	CAM		ZRK 1211
				CAM	FROM: 08.98; UNTIL: 08.02	KT 1471
				CAM	MTR-CODE: 4G93GDI	KT 1307

1.8 GDI (DG5A)

1834 ccm	90 kW	4G93 (GDI)	06.98 - 12.04	ALT	- C1	4 PK 775
				ALT	+ C1	4 PK 780
				PS	- AC	5 PK 1080
				PS	+ AC	5 PK 1345
				CAM	FROM: 09.02; SOHC	ZRK 1437
				CAM	UNTIL: 08.02; DOHC	ZRK 1211
				CAM	FROM: 08.98; UNTIL: 08.02	KT 1471
				CAM	SOHC; FROM: 09.02	KT 1478
				CAM	UNTIL: 08.02; DOHC	KT 1307

1.9 DI-D (DG4A)

1870 ccm	75 kW	F9Q1	02.01 - 12.04	ALT	- AC	5 PK 1125
				ALT	+ AC	6 PK 1795
				CAM		ZRK 1067
				CAM		KT 1434
				CAM		KT 1434 W1

1.9 DI-D

1870 ccm	85 kW	F9Q2	10.02 - 12.04	ALT	- AC	5 PK 1125
				ALT	+ AC	6 PK 1795
				CAM		ZRK 1067
				CAM		KT 1434
				W-P; CAM		KT 1434 W1

3000 GT (Z16A)

3.0 i 24V 4WD (Z16A)

2972 ccm	210 kW	6G72 (DOHC 24V)	06.92 - 08.99	ALT	+ V-PUL	6 PK 1145
				PS		4 PK 920

L 200 (K3_T, K2_T, K1_T, K0_T)

2.5 D (K14T)

2476 ccm	51 kW	4D56 (8V)	11.86 - 08.96	PS		AVX 13 x 785
				BAL	FROM: 06.93	ZRK 1202
				BAL	UNTIL: 05.93	ZRK 1277
				CAM	FROM: 06.93	ZRK 1522
				CAM	UNTIL: 05.93	ZRK 1260
				BAL	FROM: 06.93	KT 1391
				BAL	UNTIL: 05.93	KT 1157
				CAM	FROM: 06.93	KT 1488
				CAM	UNTIL: 05.93	KT 1143

2.5 D 4WD (K24T)

2476 ccm	51 kW	4D56 (8V)	12.87 - 05.93	PS		AVX 13 x 785
				BAL		ZRK 1277
				CAM		ZRK 1260
				BAL		KT 1157
				CAM		KT 1143

2.5 TD 4WD (K34T)

2477 ccm	64 kW	4D56 T	11.92 - 08.96	PS		AVX 13 x 785
				BAL	FROM: 06.93	ZRK 1202
				BAL	UNTIL: 05.93	ZRK 1277
				CAM	FROM: 06.93	ZRK 1522
				CAM	UNTIL: 05.93	ZRK 1260



MITSUBISHI

L 200 (K3_T, K2_T, K1_T, K0_T)

2.5 TD 4WD (K34T)

2477 ccm	64 kW	4D56 T	11.92 - 08.96	BAL CAM	UNTIL: 05.93 UNTIL: 05.93	KT 1157 KT 1143
----------	-------	--------	---------------	------------	------------------------------	--------------------

L 200 (K7_T, K6_T)

2.0 (K62T)

1997 ccm	90 kW	4G63 (SOHC 8V)	06.96 - 12.07	AC-C ALT PS BAL CAM BAL CAM	MTR-CODE: 4G63;G63B MTR-CODE: 4G63;G63B	4 PK 925 4 PK 985 4 PK 1060 ZRK 1459 ZRK 1176 KT 1387 KT 1272
----------	-------	----------------	---------------	---	--	---

2.4 4WD (K75T)

2351 ccm	97 kW	4G64 (SOHC 16V)	06.96 - 12.07	AC-C ALT PS BAL CAM BAL CAM		4 PK 925 4 PK 985 4 PK 1060 ZRK 1459 ZRK 1180 KT 1388 KT 1273
----------	-------	-----------------	---------------	---	--	---

2.5 D (K64T)

2477 ccm	55 kW	4D56 (8V)	06.96 - 12.07	ALT PS BAL CAM CAM		AVX 10 x 1075 4 PK 1125 ZRK 1202 ZRK 1522 KT 1488
----------	-------	-----------	---------------	--------------------------------	--	---

2.5 TD (K64T)

2477 ccm	66 kW	4D56 T	08.01 - 11.05	PS		4 PK 1125
----------	-------	--------	---------------	----	--	-----------

2.5 TD 4WD (K74T)

2477 ccm	73 kW	4D56 TD	06.96 - 12.07	ALT PS BAL CAM BAL CAM		AVX 10 x 1075 4 PK 1125 ZRK 1202 ZRK 1522 KT 1391 KT 1488
----------	-------	---------	---------------	---------------------------------------	--	--

2.5 TD 4WD (K74T)

2477 ccm	85 kW	4D56 T	09.01 - 12.07	PS BAL CAM BAL CAM		4 PK 1125 ZRK 1202 ZRK 1522 KT 1391 KT 1488
----------	-------	--------	---------------	--------------------------------	--	---

L 200 (KB_T, KA_T)

2.5 DI-D (KA4T)

2477 ccm	94 kW	4D56 HP	04.10 -	ALT	+ PS	6 PK 1495
----------	-------	---------	---------	-----	------	-----------

2.5 DiD (KA4T)

2477 ccm	100 kW	4D56 HP	11.05 -	ALT	FROM: 01.07; + PS	6 PK 1495
----------	--------	---------	---------	-----	-------------------	-----------

2.5 DI-D 4WD (KB4T)

2477 ccm	100 kW	4D56 HP	11.05 -	ALT BAL	+ PS	6 PK 1495 ZRK 1202
----------	--------	---------	---------	------------	------	-----------------------

2.5 DI-D

2477 ccm	123 kW	4D56 HP	08.07 -	ALT		6 PK 1495
----------	--------	---------	---------	-----	--	-----------

2.5 DI-D 4WD (KB4T)

2477 ccm	123 kW	4D56 HP	10.07 -	BAL		ZRK 1202
----------	--------	---------	---------	-----	--	----------

MORRIS

MARINA Station Wagon

1800

1798 ccm	57 kW		04.71 - 10.75	ALT ALT	FROM MTR-NO: 2864 UNTIL MTR-NO: 2863	AVX 10 x 888 AVX 10 x 925
----------	-------	--	---------------	------------	---	------------------------------



MOSKVICH

403

E 1.4					
1360 ccm	33 kW		03.62 -	W-P; FAN; DYN	SPZ 850

I E 1.4					
1360 ccm	33 kW		02.64 -	W-P; FAN; DYN	SPZ 850

407

1.4					
1360 ccm	33 kW		08.58 -	W-P; FAN; DYN	SPZ 850

412

1.5					
1478 ccm	55 kW		03.71 -	ALT	AVX 10 x 888

427 Kombi

1.5					
1478 ccm	55 kW		01.75 -	W-P; FAN; DYN	SPZ 875

NISSAN

100 NX (B13)

1.6					
1597 ccm	66 kW	GA16DS	03.90 - 10.94	AC-C	FROM: 10.90
				ALT	FROM: 10.90; - PS
				ALT	FROM: 10.90; + PS
				PS	FROM: 10.90
					4 PK 835
					4 PK 913
					4 PK 805
					4 PK 813

1.6 SR					
1597 ccm	75 kW	GA16DE	09.93 - 10.94	AC-C	
				ALT	- PS
				ALT	+ PS
				PS	
					4 PK 835
					4 PK 913
					4 PK 805
					4 PK 813

2.0 GTI					
1998 ccm	105 kW	SR20DE	03.91 - 10.94	ALT	- AC
				ALT	+ AC
				PS	
					4 PK 835
					6 PK 1035
					4 PK 845

200 SX (S14)

2.0 i 16V Turbo					
1998 ccm	147 kW	SR20DET	10.93 - 12.99	AC-C	FROM: 04.94
				ALT	FROM: 04.94
				PS	FROM: 04.94
					4 PK 875
					5 PK 935
					3 PK 877

300 ZX (Z32)

3.0 Twin Turbo					
2960 ccm	197 kW	VG30DETT	05.90 - 09.95	AC-C	
				ALT	
				PS	UNTIL: 01.94
					4 PK 966
					4 PK 1040
					4 PK 920

3.0 Twin Turbo					
2960 ccm	208 kW	VG30DETT	05.90 - 09.95	AC-C	
				ALT	
				PS	UNTIL: 01.94
					4 PK 966
					4 PK 1040
					4 PK 920

350 Z (Z33)

3.5					
3498 ccm	206 kW	VQ35DE	10.03 -	AC-C	
				ALT	
					4 PK 950
					6 PK 1175

350 Z Roadster (Z33)

3.5					
3498 ccm	206 kW	VQ35DE	03.05 -	AC-C	
				ALT	
					4 PK 950
					6 PK 1175

ALMERA I Hatchback (N15)

1.4 S,GX,LX					
1392 ccm	55 kW	GA14DE	09.95 - 03.00	AC-C	
				ALT	
				ALT	
				PS	RIBS: 4
					4 PK 835
					4 PK 805
					4 PK 913
					4 PK 813



NISSAN

ALMERA I Hatchback (N15)

1.4						
1392 ccm	64 kW	GA14DE	09.95 - 03.00	AC-C		4 PK 835
				ALT		4 PK 805
				ALT		4 PK 913
				PS	RIBS: 4	4 PK 813
1.6 SR,SLX						
1597 ccm	66 kW	GA16DE	09.95 - 03.00	ALT	- AC	4 PK 825
				ALT	FROM: 04.96; + AC	4 PK 1100
				ALT	UNTIL: 04.96; + AC	4 PK 1125
				PS	RIBS: 4	4 PK 813
1.6						
1597 ccm	73 kW	GA16DE	09.95 - 03.00	ALT	- AC	4 PK 825
				ALT	FROM: 04.96; + AC	4 PK 1100
				ALT	UNTIL: 04.96; + AC	4 PK 1125
				PS	RIBS: 4	4 PK 813
2.0 GTi						
1998 ccm	105 kW	SR20DE	07.96 - 03.00	ALT	- AC	4 PK 835
				ALT	+ AC	6 PK 1035
				PS		4 PK 845
2.0 D						
1974 ccm	55 kW	CD20	11.95 - 03.00	ALT		AVX 13 x 850
				PS		AVX 13 x 810
				CAM		ZRK 1169
				INJ-P	FROM: 04.96	ZRK 1324
				INJ-P	UNTIL: 03.96	ZRK 1300
				CAM	UNTIL: 03.96	KT 1105

ALMERA I (N15)

1.4 GX,LX						
1392 ccm	55 kW	GA14DE	09.95 - 07.00	AC-C		4 PK 835
				ALT		4 PK 805
				ALT		4 PK 913
				PS	RIBS: 4	4 PK 813
1.4						
1392 ccm	64 kW	GA14DE	09.95 - 07.00	AC-C		4 PK 835
				ALT		4 PK 805
				ALT		4 PK 913
				PS	RIBS: 4	4 PK 813
1.6 SLX						
1597 ccm	66 kW	GA16DE	09.95 - 07.00	ALT	- AC	4 PK 825
				ALT	FROM: 04.96; + AC	4 PK 1100
				ALT	UNTIL: 04.96; + AC	4 PK 1125
				PS	RIBS: 4	4 PK 813
1.6						
1597 ccm	73 kW	GA16DE	09.95 - 07.00	ALT	- AC	4 PK 825
				ALT	FROM: 04.96; + AC	4 PK 1100
				ALT	UNTIL: 04.96; + AC	4 PK 1125
				PS	RIBS: 4	4 PK 813
1.6						
1597 ccm	75 kW	GA16DE	07.95 - 03.00	ALT	- AC	4 PK 825
				ALT	FROM: 04.96; + AC	4 PK 1100
				ALT	UNTIL: 04.96; + AC	4 PK 1125
				PS	RIBS: 4	4 PK 813
2.0 D						
1974 ccm	55 kW	CD20	11.95 - 07.00	ALT		AVX 13 x 850
				PS		AVX 13 x 800
				CAM		ZRK 1169
				INJ-P	FROM: 04.96	ZRK 1324
				INJ-P	UNTIL: 03.96	ZRK 1300
				CAM	UNTIL: 03.96	KT 1105

ALMERA II Hatchback (N16)

1.5						
1497 ccm	72 kW	QG15DE	10.02 -	ALT	- AC	6 PK 820
				ALT	+ AC	6 PK 1100
				PS		4 PK 850



NISSAN

ALMERA II Hatchback (N16)

1.5

1498 ccm	66 kW	QG15DE	03.00 -	ALT	- AC	6 PK 820
				ALT	FROM: 01.01; + AC	6 PK 1100
				ALT	UNTIL: 01.01; + AC	6 PK 1115
				PS		4 PK 850

1.8

1769 ccm	84 kW	QG18DE	01.00 -	ALT	DOOR: 3/5; - AC	6 PK 820
				ALT	FROM: 01.01; DOOR: 3/5; + AC	6 PK 1100
				ALT	UNTIL: 01.01; DOOR: 3/5; + AC	6 PK 1115
				PS	DOOR: 3/5	4 PK 850

1.8

1769 ccm	85 kW	QG18DE	10.02 -	ALT	DOOR: 3/5; - AC	6 PK 820
				ALT	DOOR: 3/5; + AC	6 PK 1100
				PS	DOOR: 3/5	4 PK 850

1.5 dCi

1461 ccm	60 kW	K9K 722	01.03 -	ALT	FROM: 06.03; - AC	5 PK 1130
				ALT	FROM: 06.03; + AC	5 PK 1200
				CAM		ZRK 1325
				CAM	UNTIL: 08.03	KT 1368
				W-P; CAM		KT 1368 W1

ALMERA II (N16)

1.5

1497 ccm	72 kW	QG15DE	10.02 -	ALT	- AC	6 PK 820
				ALT	+ AC	6 PK 1100
				PS		4 PK 850

1.5

1498 ccm	66 kW	QG15DE	07.00 -	ALT	- AC	6 PK 820
				ALT	+ AC	6 PK 1115
				ALT	FROM: 01.01; + AC	6 PK 1100
				PS		3 PK 855
				PS		4 PK 850

1.8

1769 ccm	84 kW	QG18DE	07.00 -	ALT	- AC	6 PK 820
				ALT	+ AC	6 PK 1115
				ALT	DOOR: 3/5; - AC	6 PK 820
				ALT	FROM: 01.01; DOOR: 3/5; + AC	6 PK 1100
				ALT	UNTIL: 01.01; DOOR: 3/5; + AC	6 PK 1115
				PS		4 PK 870
				PS	DOOR: 3/5	4 PK 850

1.8

1769 ccm	85 kW	QG18DE	10.02 -	ALT	DOOR: 3/5; - AC	6 PK 820
				ALT	DOOR: 3/5; + AC	6 PK 1100
				PS	DOOR: 3/5	4 PK 850

1.5 dCi

1461 ccm	60 kW	K9K 722	01.03 -	ALT	FROM: 06.03; - AC	5 PK 1130
				ALT	FROM: 06.03; + AC	5 PK 1200
				CAM		ZRK 1325
				CAM	UNTIL: 08.03	KT 1368
				W-P; CAM		KT 1368 W1

ALMERA TINO (V10)

1.8

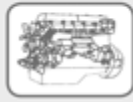
1769 ccm	84 kW	QG18DE	08.00 -	ALT	- AC	6 PK 820
				ALT	FROM: 01.01; + AC	6 PK 1100
				ALT	UNTIL: 01.01; + AC	6 PK 1115
				PS		4 PK 850

1.8

1769 ccm	85 kW	QG18DE	12.02 -	ALT	- AC	6 PK 820
				ALT	+ AC	6 PK 1100
				PS		4 PK 850

2.0

1998 ccm	100 kW	SR20DE	08.00 -	ALT	- AC	4 PK 825
				ALT	+ AC	6 PK 1025
				PS		4 PK 835



NISSAN

ALTIMA

2.5	2488 ccm	121 kW	QR25DE	08.01 - 09.06	ALT		6 PK 2245
------------	----------	--------	--------	---------------	-----	--	------------------

AVENIR

2.0	1998 ccm	107 kW	SR20DE	11.97 -	ALT PS		6 PK 1025 4 PK 845
------------	----------	--------	--------	---------	-----------	--	-------------------------------------

CIMA

4.1	4130 ccm	198 kW	VH41DE	09.91 - 06.96	AC-C W-P		4 PK 1015 6 PK 845
------------	----------	--------	--------	---------------	-------------	--	-------------------------------------

CEDRIC

3.0	2960 ccm	118 kW	VG30E	06.91 - 10.97	AC-C ALT PS		4 PK 1415 4 PK 1020 3 PK 1000
------------	----------	--------	-------	---------------	-------------------	--	--

CEFIRO Stufenheck

2.0	1995 ccm	103 kW	VQ20DE	10.94 - 12.99	AC-C ALT PS		6 PK 1105 6 PK 884 4 PK 775
------------	----------	--------	--------	---------------	-------------------	--	--

3.0	2988 ccm	142 kW	VQ30DE	10.94 - 12.99	ALT ALT PS	- AC + AC	6 PK 894 6 PK 1105 4 PK 775
------------	----------	--------	--------	---------------	------------------	--------------	--

CEFIRO I Stufenheck (J31)

2.0	1995 ccm	103 kW	VQ20DE	01.00 -	ALT ALT PS	- AC + AC UNTIL: 10.00	6 PK 894 6 PK 1105 4 PK 775
------------	----------	--------	--------	---------	------------------	------------------------------	--

3.0	2988 ccm	147 kW	VQ30DE	01.00 -	AC-C ALT PS	UNTIL: 10.00	6 PK 1105 6 PK 894 4 PK 775
------------	----------	--------	--------	---------	-------------------	--------------	--

KUBISTAR (X76)

1.2	1149 ccm	44 kW	D7F 764	08.03 -	ALT ALT ALT PS CAM CAM W-P; CAM	MTR-CODE: D7F726; - AC MTR-CODE: D7F726; + AC UNTIL: 08.05 UNTIL: 08.05 UNTIL: 08.05	3 PK 740 4 PK 913 4 PK 920 4 PK 905 ZRK 1103 KT 1126 KT 1126 W1
------------	----------	-------	---------	---------	---	--	--

1.2 16V	1149 ccm	55 kW	D4F 712	04.06 -	ALT ALT	- AC + AC	4 PK 913 4 PK 920
----------------	----------	-------	---------	---------	------------	--------------	------------------------------------

1.6 16V	1598 ccm	70 kW	K4M 752	08.03 -	ALT CAM	- AC	5 PK 1110 ZRK 1470
----------------	----------	-------	---------	---------	------------	------	-------------------------------------

1.5 dCi	1461 ccm	42 kW	K9K 710;K9K 714	08.03 -	ALT ALT W-P; CAM	- AC + AC	5 PK 1130 5 PK 1200 KT 1368 W2
----------------	----------	-------	-----------------	---------	------------------------	--------------	---

1.5 dCi	1461 ccm	45 kW	K9K 710;K9K 714	08.05 -	ALT W-P; CAM		6 PK 1205 KT 1368 W2
----------------	----------	-------	-----------------	---------	-----------------	--	---------------------------------------

1.5 dCi	1461 ccm	48 kW	K9K 704	08.03 -	ALT ALT CAM W-P; CAM W-P; CAM	- AC + AC FROM: 12.03 UNTIL: 11.03	5 PK 1130 5 PK 1200 ZRK 1325 KT 1368 W2 KT 1368 W1
----------------	----------	-------	---------	---------	---	---	---

1.5 dCi 70	1461 ccm	50 kW	K9K 700	04.06 -	ALT		6 PK 1205
-------------------	----------	-------	---------	---------	-----	--	------------------



NISSAN

KUBISTAR (X76)

1.5 dCi 70

1461 ccm	50 kW	K9K 700	04.06 -	W-P; CAM		KT 1368 W2
----------	-------	---------	---------	----------	--	------------

1.5 dCi

1461 ccm	60 kW	K9K 722	08.03 -	ALT	- AC	5 PK 1130
				ALT	+ AC	5 PK 1200
				CAM		KT 1368
				W-P; CAM		KT 1368 W2

1.5 dCi 85

1461 ccm	62 kW	K9K 276	04.06 -	ALT		6 PK 1205
				W-P; CAM		KT 1368 W2

KUBISTAR Kasten

1.2

1149 ccm	44 kW	D7F 764	08.03 -	ALT		3 PK 740
				PS		4 PK 905
				W-P; CAM		KT 1126 W1

1.2 16V

1149 ccm	55 kW	D4F 712	04.06 -	ALT	- AC	4 PK 913
				ALT	+ AC	4 PK 920

1.6 16V

1598 ccm	70 kW	K4M 752	08.03 -	ALT	- AC	5 PK 1110
----------	-------	---------	---------	-----	------	-----------

1.5 dCi

1461 ccm	48 kW	K9K 704	08.03 -	ALT	- AC	5 PK 1130
				ALT	+ AC	5 PK 1200
				W-P; CAM	FROM: 12.03	KT 1368 W2
				W-P; CAM	UNTIL: 11.03	KT 1368 W1

1.5 dCi

1461 ccm	60 kW	K9K 722	08.03 -	ALT	- AC	5 PK 1130
				ALT	+ AC	5 PK 1200
				W-P; CAM		KT 1368 W2

MAXIMA II (J30)

3.0 i

2960 ccm	125 kW	VG30E	10.88 - 06.94	AC-C		4 PK 1180
				ALT		4 PK 775
				PS		4 PK 1040
				CAM	FROM: 06.93	ZRK 1326
				CAM	UNTIL: 05.93	ZRK 1370

MAXIMA QX III (A32)

2.0

1995 ccm	103 kW	VQ20DE	02.95 - 08.00	AC-C		6 PK 1105
				ALT		6 PK 884
				PS		4 PK 775
				CAM		ZRK 1326

3.0

2988 ccm	142 kW	VQ30DE	01.95 - 08.00	ALT	- AC	6 PK 894
				ALT	+ AC	6 PK 1105
				PS		4 PK 775

MAXIMA Station Wagon

2.0 QX

1995 ccm	103 kW	VQ20DE	10.97 -	ALT	FROM: 01.00; - AC	6 PK 894
				ALT	FROM: 01.00; + AC	6 PK 1105
				PS	FROM: 01.00; UNTIL: 10.00	4 PK 775

3.0 QX

2988 ccm	142 kW	VQ30DE	10.97 -	ALT	- AC	6 PK 884
				ALT	+ AC	6 PK 1105
				PS		4 PK 775

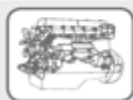
MAXIMA QX II (A33)

2.0 V6 24V

1995 ccm	103 kW	VQ20DE	03.00 - 11.03	ALT	- AC	6 PK 894
				ALT	+ AC	6 PK 1105
				PS	UNTIL: 10.00	4 PK 775

3.0 V6 24V

2988 ccm	147 kW	VQ30DE	03.00 - 11.03	AC-C		6 PK 1105
				ALT		6 PK 894



NISSAN

MAXIMA QX II (A33)

3.0 V6 24V

2988 ccm 147 kW VQ30DE 03.00 - 11.03 PS UNTIL: 10.00 4 PK 775

MICRA II (K11)

1.0

988 ccm 40 kW MA10S 01.92 - 04.93 AC-C + PS 4 PK 813
ALT + AC; + PS 3 PK 785
ALT + PS; - AC 3 PK 877
PS 3 PK 630

1.0 i 16V

998 ccm 40 kW CG10DE 08.92 - 09.00 AC-C - PS AVX 13 x 825
ALT AVX 10 x 975
ALT - AC 6 PK 675
ALT - AC; - PS 6 PK 675
ALT + AC 6 PK 955
ALT FROM: 09.93; + PS; - AC 6 PK 675
ALT UNTIL: 09.93; + PS; - AC 6 PK 884
W-P - PS 4 PK 648
W-P - PS 4 PK 654
W-P + PS 4 PK 725
W-P FROM: 02.98; + PS 4 PK 725
W-P UNTIL: 02.98; + PS 4 PK 763

1.0 i 16V

998 ccm 44 kW CG10DE 09.00 - 02.03 ALT - AC; - PS 6 PK 675
ALT + AC 6 PK 955
ALT + PS; - AC 6 PK 675
W-P - PS 4 PK 654
W-P + PS 4 PK 725
W-P MOD: K11E; - PS 4 PK 648

1.3 i 16V

1275 ccm 55 kW CG13DE 08.92 - 09.00 AC-C - PS AVX 13 x 825
ALT - AC; - PS 6 PK 675
ALT + AC 6 PK 955
ALT FROM: 09.93; + PS; - AC 6 PK 675
ALT UNTIL: 09.93; + PS; - AC 6 PK 884
W-P - PS 4 PK 648
W-P - PS 4 PK 654
W-P FROM: 02.98; + PS 4 PK 725
W-P UNTIL: 02.98; + PS 4 PK 763

1.4 i 16V

1348 ccm 60 kW CGA3DE 09.00 - 02.03 ALT - AC 6 PK 675
ALT + AC 6 PK 955
W-P - PS 4 PK 654
W-P + PS 4 PK 725

1.5 D

1527 ccm 42 kW TD15 02.98 - 02.03 ALT - PS 5 PK 775
ALT + PS 5 PK 962
CAM ZRK 1262
CAM MTR-CODE: VJZ (TUD5) KT 1084
W-P; CAM MTR-CODE: VJZ [TUD5] KT 1084 W1

MICRA III (K12)

1.0 16V

998 ccm 48 kW CG10DE 01.03 - 06.10 ALT - AC 4 PK 835
ALT + AC 4 PK 1065
W-P 3 PK 668

1.2 16V

1240 ccm 48 kW CG12DE;CR12DE 01.03 - 06.10 ALT FROM: 05.06; MTR-CODE: CR12DE; + AC 4 PK 1065
ALT FROM: 06.05; MTR-CODE: CR12DE; - AC 4 PK 835
ALT FROM: 06.05; UNTIL: 05.06; + AC 6 PK 1070
ALT MTR-CODE: CG12DE; - AC 4 PK 835
ALT MTR-CODE: CG12DE; + AC 4 PK 1065
W-P FROM: 06.05; MTR-CODE: CR12DE 3 PK 668
W-P MTR-CODE: CG12DE 3 PK 668

1.2 16V

1240 ccm 59 kW CG12DE;CR12DE 01.03 - 06.10 ALT FROM: 05.06; MTR-CODE: CR12DE; + AC 4 PK 1065
ALT FROM: 06.05; MTR-CODE: CR12DE; - AC 4 PK 835
ALT FROM: 06.05; UNTIL: 05.06; + AC 6 PK 1070



NISSAN

MICRA III (K12)

1.2 16V						
1240 ccm	59 kW	CG12DE;CR12DE	01.03 - 06.10	ALT	MTR-CODE: CG12DE; - AC	4 PK 835
				ALT	MTR-CODE: CG12DE; + AC	4 PK 1065
				W-P	FROM: 06.05; MTR-CODE: CR12DE	3 PK 668
				W-P	MTR-CODE: CG12DE	3 PK 668
1.4 16V						
1386 ccm	65 kW	CR14DE	01.03 - 06.10	ALT	FROM: 05.06; + AC	4 PK 1065
				ALT	FROM: 06.05; - AC	4 PK 835
				ALT	FROM: 06.05; UNTIL: 05.06; + AC	6 PK 1070
				W-P	FROM: 06.05	3 PK 668
160 SR						
1598 ccm	81 kW	HR16DE	05.05 - 06.10	ALT	- AC	7 PK 1040
				ALT	FROM: 02.06; + AC	7 PK 1140
1.5 dCi						
1461 ccm	48 kW	K9K 704	01.03 - 06.10	ALT	- AC	5 PK 1130
				ALT	+ AC	5 PK 1200
				CAM		ZRK 1325
				CAM	UNTIL: 08.03	KT 1368
				W-P; CAM	FROM: 05.05	KT 1368 W2
				W-P; CAM	UNTIL: 05.05	KT 1368 W1
1.5 dCi						
1461 ccm	50 kW	K9K 708	06.05 - 06.10	ALT	- AC	5 PK 1130
				ALT	+ AC	5 PK 1200
				CAM		ZRK 1325
				W-P; CAM		KT 1368 W2
1.5 dCi						
1461 ccm	60 kW	K9K 722	09.03 - 06.10	ALT	- AC	5 PK 1130
				ALT	+ AC	5 PK 1200
				CAM		ZRK 1325
				W-P; CAM		KT 1368 W1
1.5 dCi						
1461 ccm	63 kW	K9K 276	06.05 - 06.10	ALT	- AC	5 PK 1130
				ALT	+ AC	5 PK 1200
				CAM		ZRK 1325
				W-P; CAM		KT 1368 W2

MICRA C+C (K12)

1.4 16V						
1386 ccm	65 kW	CR14DE	08.05 -	ALT	- AC	4 PK 835
				ALT	FROM: 05.06; + AC	4 PK 1065
				ALT	UNTIL: 05.06; + AC	6 PK 1070
				W-P		3 PK 668
1.6 160 SR						
1598 ccm	81 kW	HR16DE	08.05 -	ALT	- AC	7 PK 1040
				ALT	FROM: 02.06; + AC	7 PK 1140
				W-P		3 PK 668

MURANO (Z50)

3.5 4x4						
3498 ccm	172 kW	VQ35DE	08.03 -	ALT		6 PK 1060
				PS		4 PK 775

NAVARA (D40)

2.5 dCi						
2488 ccm	106 kW	YD25DDTi	07.05 -	PS		4 PK 825
2.5 dCi 4WD						
2488 ccm	128 kW	YD25DDTi	07.05 -	PS		4 PK 825

NOTE (E11)

1.4						
1386 ccm	65 kW	CR14DE	03.06 -	ALT	- AC	4 PK 835
				ALT	+ AC	6 PK 1070
				W-P		3 PK 668
1.6						
1598 ccm	81 kW	HR16DE	03.06 -	ALT	- AC	7 PK 1040
				ALT	+ AC	7 PK 1140
1.5 dCi						
1461 ccm	50 kW	K9K 700	03.06 -	ALT		6 PK 1205



NISSAN

NOTE (E11)

1.5 dCi

1461 ccm	50 kW	K9K 700	03.06 -	W-P; CAM	KT 1368 W2
----------	-------	---------	---------	----------	------------

1.5 dCi

1461 ccm	63 kW	K9K 276	03.06 -	ALT CAM W-P; CAM	6 PK 1205 ZRK 1325 KT 1368 W2
----------	-------	---------	---------	------------------------	-------------------------------------

1.5 dCi

1461 ccm	76 kW	K9K 292	07.08 -	ALT	6 PK 1205
----------	-------	---------	---------	-----	-----------

PATHFINDER (R50)

3.3 V6 4WD

3275 ccm	110 kW	VG33E	03.98 - 10.00	AC-C ALT CAM	5 PK 1280 6 PK 1060 ZRK 1326
----------	--------	-------	---------------	--------------------	------------------------------------

3.3 V6 4WD

3275 ccm	125 kW	VG33E	09.97 - 12.04	AC-C ALT CAM	5 PK 1280 6 PK 1060 ZRK 1326
----------	--------	-------	---------------	--------------------	------------------------------------

3.5 V6 4WD

3498 ccm	162 kW	VQ35	11.00 - 12.04	AC-C ALT	4 PK 950 6 PK 1175
----------	--------	------	---------------	-------------	-----------------------

PATHFINDER (R51)

2.5 dCi 4WD

2488 ccm	126 kW	YD25DDTi	10.06 -	PS	4 PK 825
----------	--------	----------	---------	----	----------

2.5 dCi

2488 ccm	128 kW	YD25DDTi	01.05 -	PS	4 PK 825
----------	--------	----------	---------	----	----------

2.5 dCi 4WD

2488 ccm	128 kW	YD25DDTi	03.05 -	PS	4 PK 825
----------	--------	----------	---------	----	----------

PATROL Station Wagon (W260)

2.8 TD

2826 ccm	85 kW	RD28T	06.89 - 11.95	AC-C ALT PS CAM CAM CAM	MTR-CODE: RD28/RD28T; MOD: JYL260/KYL260 REQ: 2; - AC FROM: 09.94 UNTIL: 08.94 UNTIL: 08.94	AVX 13 x 900 AVX 13 x 1075 AVX 13 x 775 ZRK 1450 ZRK 1282 KT 1112
----------	-------	-------	---------------	--	---	--

3.2 D

3224 ccm	81 kW		08.88 - 06.90	AC-C PS	AVX 13 x 900 AVX 13 x 775
----------	-------	--	---------------	------------	------------------------------

PATROL Hardtop (K260)

2.8 TD

2826 ccm	85 kW	RD28T	05.86 - 06.90	ALT CAM	FROM: 03.89; REQ: 2; - AC	AVX 13 x 1075 KT 1112
----------	-------	-------	---------------	------------	---------------------------	--------------------------

3.2 D

3246 ccm	81 kW	SD33T	08.88 - 06.90	AC-C PS	AVX 13 x 900 AVX 13 x 775
----------	-------	-------	---------------	------------	------------------------------

PATROL GR I (Y60, GR)

2.8 TD (Y60A)

2826 ccm	85 kW	RD28T	09.88 - 06.97	ALT PS CAM CAM CAM	REQ: 2 FROM: 06.95 UNTIL: 05.95 UNTIL: 05.95	AVX 13 x 1075 AVX 13 x 775 ZRK 1450 ZRK 1282 KT 1112
----------	-------	-------	---------------	--------------------------------	---	--

4.2 D (Y60GR)

4169 ccm	85 kW		11.88 - 06.97	CAM CAM CAM	FROM: 10.94 UNTIL: 09.94 UNTIL: 09.94	ZRK 1450 ZRK 1282 KT 1112
----------	-------	--	---------------	-------------------	---	---------------------------------

PATROL GR II Wagon (Y61)

2.8 TD

2826 ccm	95 kW	RD28Ti	06.97 -	ALT CAM	FROM: 10.97; MOD: Y61; REQ: 2	AVX 13 x 1075 ZRK 1450
----------	-------	--------	---------	------------	-------------------------------	---------------------------

4.8

4759 ccm	180 kW	TB48DE	03.00 -	AC-C	4 PK 913
----------	--------	--------	---------	------	----------



NISSAN

PATROL GR II Wagon (Y61)

4.8

4759 ccm	180 kW	TB48DE	03.00 -	ALT		6 PK 1060
----------	--------	--------	---------	-----	--	-----------

3.0 DTi

2953 ccm	116 kW	ZD30DDTi	05.00 -	ALT	+ AC	7 PK 1640
----------	--------	----------	---------	-----	------	-----------

3.0 D

2953 ccm	116 kW	ZD30DDTi	05.00 -	ALT	+ AC	7 PK 1640
----------	--------	----------	---------	-----	------	-----------

3.0 DTi

2953 ccm	118 kW	ZD30DDTi	05.00 -	ALT	FROM: 09.04; + AC	7 PK 1640
----------	--------	----------	---------	-----	-------------------	-----------

3.0 D Allrad

2953 ccm	118 kW	ZD30DDTi	10.04 -	ALT	+ AC	7 PK 1640
----------	--------	----------	---------	-----	------	-----------

PICK UP (D21)

2.4 i 4WD

2389 ccm	74 kW	Z24i	03.86 - 04.92	AC-C ALT ALT	+ AC	AVX 13 x 825 AVX 10 x 940 AVX 10 x 913
----------	-------	------	---------------	--------------------	------	--

2.4 i 12V

2389 ccm	91 kW	KA24E	04.92 - 02.98	ALT		AVX 10 x 900
----------	-------	-------	---------------	-----	--	--------------

2.4 i 12V 4WD

2389 ccm	93 kW	KA24E	04.92 - 02.98	ALT		AVX 10 x 900
----------	-------	-------	---------------	-----	--	--------------

PICK UP (D22)

2.4 i 4WD

2389 ccm	88 kW	KA24E	02.98 -	ALT		AVX 10 x 900
----------	-------	-------	---------	-----	--	--------------

PRIMERA Hatchback (P10)

1.6

1597 ccm	66 kW	GA16DS	06.90 - 01.96	ALT ALT	- PS + PS	4 PK 913 4 PK 813
----------	-------	--------	---------------	------------	--------------	----------------------

1.6

1597 ccm	71 kW	GA16DS	06.90 - 06.93	ALT ALT	- PS + PS	4 PK 913 4 PK 813
----------	-------	--------	---------------	------------	--------------	----------------------

1.6

1597 ccm	75 kW	GA16DE	06.93 - 01.96	AC-C ALT ALT	- PS + PS	4 PK 835 4 PK 913 4 PK 813
----------	-------	--------	---------------	--------------------	--------------	----------------------------------

2.0 16V

1998 ccm	85 kW	SR20DI	06.90 - 01.96	ALT ALT PS	- AC + AC	4 PK 835 6 PK 1035 4 PK 845
----------	-------	--------	---------------	------------------	--------------	-----------------------------------

2.0 16V 4x4

1998 ccm	85 kW	SR20DI	04.91 - 06.96	ALT ALT PS	- AC + AC	4 PK 835 6 PK 1035 4 PK 845
----------	-------	--------	---------------	------------------	--------------	-----------------------------------

2.0 i

1998 ccm	92 kW	SR20DE	01.95 - 06.96	ALT ALT PS	- AC + AC	4 PK 835 6 PK 1035 4 PK 845
----------	-------	--------	---------------	------------------	--------------	-----------------------------------

2.0

1998 ccm	105 kW	SR20DE	06.90 - 04.93	ALT ALT PS	- AC + AC	4 PK 835 6 PK 1035 4 PK 845
----------	--------	--------	---------------	------------------	--------------	-----------------------------------

2.0

1998 ccm	110 kW	SR20DE	06.90 - 01.96	ALT ALT PS	- AC + AC	4 PK 835 6 PK 1035 4 PK 845
----------	--------	--------	---------------	------------------	--------------	-----------------------------------

2.0 D

1974 ccm	55 kW	CD20	01.91 - 01.96	AC-C ALT PS CAM INJ-P CAM CAM		AVX 13 x 850 AVX 13 x 850 AVX 13 x 800 ZRK 1169 ZRK 1300 KT 1105 KT 1111
----------	-------	------	---------------	---	--	--



NISSAN

PRIMERA (P10)

1.6						
1597 ccm	66 kW	GA16DS	06.90 - 01.96	ALT	- PS	4 PK 913
				ALT	+ PS	4 PK 813
1.6						
1597 ccm	71 kW	GA16DS	06.90 - 01.96	ALT	- PS	4 PK 913
				ALT	+ PS	4 PK 813
1.6						
1597 ccm	75 kW	GA16DE	06.93 - 01.96	AC-C		4 PK 835
				ALT	- PS	4 PK 913
				ALT	+ PS	4 PK 813
2.0 16V						
1998 ccm	85 kW	SR20DI	06.90 - 01.96	ALT	- AC	4 PK 835
				ALT	+ AC	6 PK 1035
				PS		4 PK 845
2.0 16V 4x4						
1998 ccm	85 kW	SR20DI	04.91 - 06.96	ALT	- AC	4 PK 835
				ALT	+ AC	6 PK 1035
				PS		4 PK 845
2.0 i						
1998 ccm	92 kW	SR20DE	01.95 - 06.96	ALT	- AC	4 PK 835
				ALT	+ AC	6 PK 1035
				PS		4 PK 845
2.0 GT 4x4						
1998 ccm	105 kW	SR20DE	03.91 - 04.93	ALT	- AC	4 PK 835
				ALT	+ AC	6 PK 1035
				PS		4 PK 845
2.0 GT						
1998 ccm	110 kW	SR20DE	06.90 - 01.96	ALT	- AC	4 PK 835
				ALT	+ AC	6 PK 1035
				PS		4 PK 845
2.0 4x4						
1998 ccm	110 kW	SR20DE	03.91 - 04.93	ALT	FROM: 07.91; + AC	6 PK 1035
				PS	FROM: 07.91	4 PK 845
2.0 D						
1974 ccm	55 kW	CD20	01.91 - 01.96	ALT		AVX 13 x 850
				PS		AVX 13 x 800
				CAM		ZRK 1169
				INJ-P		ZRK 1300
				CAM		KT 1105
				CAM		KT 1111

PRIMERA Traveller (W10)

1.6 i						
1597 ccm	66 kW	GA16DS	07.90 - 03.98	AC-C		4 PK 835
				ALT	- AC	4 PK 805
				ALT	+ AC	4 PK 835
				PS		4 PK 813
1.6 i						
1597 ccm	75 kW	GA16DE	03.94 - 03.98	AC-C		4 PK 835
				ALT	- AC	4 PK 805
				ALT	+ AC	4 PK 835
				PS		4 PK 813
2.0 i						
1998 ccm	85 kW	SR20DI	07.90 - 03.98	ALT	- AC	4 PK 835
				ALT	+ AC	6 PK 1035
				PS		4 PK 845
2.0						
1998 ccm	110 kW	SR20DE	07.94 - 01.98	ALT	- AC	4 PK 835
				ALT	+ AC	6 PK 1035
				PS		4 PK 845
2.0 D						
1974 ccm	55 kW	CD20	07.90 - 12.95	ALT		AVX 13 x 850
				PS		AVX 13 x 800
				CAM		ZRK 1169
				INJ-P		ZRK 1300
				CAM		KT 1105



NISSAN

PRIMERA Traveller (W10)

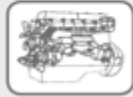
2.0 D					
1974 ccm	55 kW	CD20	07.90 - 12.95	CAM	KT 1111

PRIMERA Hatchback (P11)

1.6 16V					
1597 ccm	66 kW	GA16DE	09.96 - 07.02	AC-C ALT PS	RIBS: 4 4 PK 835 4 PK 805 4 PK 813
1.6 16V					
1597 ccm	73 kW	GA16DE	09.96 - 07.02	AC-C ALT PS	RIBS: 4 4 PK 835 4 PK 805 4 PK 813
1.6 16V					
1597 ccm	78 kW	QG16DE	09.00 - 07.02	ALT ALT PS	- AC + AC 6 PK 820 6 PK 1100 4 PK 845
1.8 16V					
1769 ccm	84 kW	QG18DE	08.99 - 07.02	ALT ALT PS	- AC + AC 6 PK 820 6 PK 1115 4 PK 850
2.0 16V					
1998 ccm	85 kW	SR20De	09.96 - 07.02	ALT ALT PS	- AC + AC 4 PK 825 6 PK 1025 4 PK 845
2.0 16V					
1998 ccm	96 kW	SR20DE	09.96 - 07.02	ALT ALT PS	- AC + AC 4 PK 825 6 PK 1025 4 PK 845
2.0 16V					
1998 ccm	103 kW	SR20DE	08.99 - 07.02	ALT ALT PS	- AC + AC 4 PK 825 6 PK 1025 4 PK 845
2.0 16V					
1998 ccm	110 kW	SR20DE	09.96 - 07.02	ALT ALT PS	- AC + AC 4 PK 825 6 PK 1025 4 PK 845
2.0 TD					
1974 ccm	66 kW	CD20T	09.96 - 07.02	AC-C ALT PS CAM INJ-P	AVX 13 x 850 AVX 13 x 850 AVX 13 x 850 ZRK 1169 ZRK 1324

PRIMERA (P11)

1.6 16V					
1597 ccm	66 kW	GA16DE	09.96 - 12.01	AC-C ALT PS	RIBS: 4 4 PK 835 4 PK 805 4 PK 813
1.6 16V					
1597 ccm	73 kW	GA16DE	09.96 - 10.00	AC-C ALT PS	RIBS: 4 4 PK 835 4 PK 805 4 PK 813
1.6 16V					
1597 ccm	78 kW	QG16DE	06.96 - 12.01	ALT ALT PS	FROM: 06.99; - AC FROM: 06.99; + AC FROM: 06.99 6 PK 820 6 PK 1100 4 PK 845
1.8 16V					
1769 ccm	84 kW	QG18DE	08.99 - 12.01	ALT ALT PS	- AC + AC 6 PK 820 6 PK 1115 4 PK 850
2.0 16V					
1998 ccm	85 kW	SR20De	09.96 - 12.01	ALT ALT PS	- AC + AC 4 PK 825 6 PK 1025 4 PK 845
2.0 16V					
1998 ccm	96 kW	SR20DE	09.96 - 12.01	ALT ALT	- AC + AC 4 PK 825 6 PK 1025



NISSAN

PRIMERA (P11)

2.0 16V

1998 ccm 96 kW SR20DE 09.96 - 12.01 PS 4 PK 845

2.0 16V

1998 ccm 103 kW SR20DE 08.99 - 12.01 ALT - AC 4 PK 825
ALT + AC 6 PK 1025
PS 4 PK 845

2.0 16V

1998 ccm 110 kW SR20DE 09.96 - 12.01 ALT - AC 4 PK 825
ALT + AC 6 PK 1025
PS 4 PK 845

2.0 TD

1974 ccm 66 kW CD20T 09.96 - 12.01 AC-C AVX 13 x 850
ALT AVX 13 x 850
PS AVX 13 x 850
CAM ZRK 1169
INJ-P ZRK 1324

PRIMERA Traveller (WP11)

1.6 16V

1597 ccm 73 kW GA16DE 04.98 - 12.01 ALT - AC 6 PK 820
ALT + AC 6 PK 1100
PS 4 PK 850

1.8 16V

1769 ccm 84 kW QG18DE 08.99 - 12.01 ALT - AC 6 PK 820
ALT + AC 6 PK 1115
PS 4 PK 850

2.0 16V

1998 ccm 96 kW SR20DE 04.98 - 12.01 ALT - AC 4 PK 835
ALT + AC 6 PK 1025
PS 4 PK 845

2.0 16V

1998 ccm 103 kW SR20DE 08.99 - 12.01 ALT - AC 4 PK 835
ALT + AC 6 PK 1025
PS 4 PK 845

2.0 TD

1974 ccm 66 kW CD20T 04.98 - 12.01 AC-C AVX 13 x 850
ALT AVX 13 x 850
PS AVX 13 x 850
CAM ZRK 1169
INJ-P ZRK 1324

PRIMERA Hatchback (P12)

1.6

1597 ccm 80 kW QG16DE 07.02 - ALT - AC 6 PK 820
ALT + AC 6 PK 1100
PS 4 PK 850

1.8

1769 ccm 85 kW QG18DE 07.02 - ALT - AC 6 PK 820
ALT + AC 6 PK 1100
PS 4 PK 850

2.0

1998 ccm 103 kW QR20DE 07.02 - ALT 6 PK 2245

1.9 dCi

1870 ccm 85 kW 08.02 - ALT 7 PK 1793
CAM ZRK 1428
CAM KT 1371

1.9 dCi

1870 ccm 88 kW 04.03 - ALT 7 PK 1793
CAM ZRK 1428
CAM KT 1371
CAM UNTIL: 06.04; MTR-CODE: F9Q KT 1533 W1

PRIMERA (P12)

1.6

1597 ccm 80 kW QG16DE 01.02 - ALT - AC 6 PK 820
ALT + AC 6 PK 1100
PS 4 PK 850



NISSAN

PRIMERA (P12)

1.8

1769 ccm	85 kW	QG18DE	03.02 -	ALT	- AC	6 PK 820
				ALT	+ AC	6 PK 1100
				PS		4 PK 850

2.0

1998 ccm	103 kW	QR20DE	03.02 -	ALT		6 PK 2245
----------	--------	--------	---------	-----	--	-----------

1.9 dCi

1870 ccm	85 kW		08.02 -	ALT		7 PK 1793
				CAM		ZRK 1428
				CAM		KT 1371

1.9 dCi

1870 ccm	88 kW		04.03 -	ALT		7 PK 1793
				CAM		ZRK 1428
				CAM		KT 1371
				CAM	UNTIL: 06.04	KT 1533 W1

PRIMERA Traveller (WP12)

1.6 Visia

1597 ccm	80 kW	QG16DE	01.02 -	ALT	- AC	6 PK 820
				ALT	+ AC	6 PK 1100
				PS		4 PK 850

1.8

1769 ccm	85 kW	QG18DE	03.02 -	ALT	- AC	6 PK 820
				ALT	+ AC	6 PK 1100
				PS		4 PK 850

2.0

1998 ccm	103 kW	QR20DE	03.02 -	ALT		6 PK 2245
----------	--------	--------	---------	-----	--	-----------

1.9 dCi

1870 ccm	85 kW		08.02 -	ALT		7 PK 1793
				CAM		ZRK 1428
				CAM		KT 1371

1.9 dCi

1870 ccm	88 kW		04.03 -	ALT		7 PK 1793
				CAM		ZRK 1428
				CAM		KT 1371
				CAM	UNTIL: 06.04; MTR-CODE: F9Q	KT 1533 W1

QASHQAI / QASHQAI +2 (J10, JJ10)

1.6

1598 ccm	84 kW	HR16DE	02.07 -	ALT	- AC	7 PK 1040
				ALT	+ AC	7 PK 1150

2.0

1997 ccm	103 kW	MR20DE	02.07 -	ALT		6 PK 1210
----------	--------	--------	---------	-----	--	-----------

2.0 Allrad

1997 ccm	103 kW	MR20DE	02.07 -	ALT		6 PK 1210
----------	--------	--------	---------	-----	--	-----------

1.5 dCi

1461 ccm	76 kW		07.08 -	ALT	MTR-CODE: K9K	6 PK 1205
----------	-------	--	---------	-----	---------------	-----------

1.5 dCi

1461 ccm	78 kW		02.07 -	ALT	MTR-CODE: K9K	6 PK 1205
				CAM		ZRK 1325
				CAM		KT 1368
				W-P; CAM	MTR-CODE: K9K	KT 1368 W2

2.0 dCi

1995 ccm	110 kW	M1D;M9R	02.07 -	ALT		7 PK 1705
----------	--------	---------	---------	-----	--	-----------

2.0 dCi Allrad

1995 ccm	110 kW	M1D;M9R	02.07 -	ALT		7 PK 1705
----------	--------	---------	---------	-----	--	-----------

QUEST (V40)

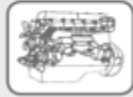
3.0

2960 ccm	113 kW	VG30E	05.92 - 09.98	AC-C		4 PK 1180
				ALT		5 PK 860
				PS		4 PK 1030

QUEST (V42)

3.5

3498 ccm	176 kW	VQ35DE	05.03 -	ALT		6 PK 1060
				PS		4 PK 775



NISSAN

SENTRA

2.0						
1998 ccm	107 kW	SR20DE	01.00 -	ALT	FROM: 09.06; MOD: USA	6 PK 1210

SERENA (C23M)

1.6 16V						
1597 ccm	71 kW	GA16DE	02.93 - 09.01	AC-C		4 PK 835
				ALT	- PS	4 PK 913
				ALT	+ PS	4 PK 813

2.0 16V						
1998 ccm	93 kW	SR20DE	11.92 - 09.01	AC-C		4 PK 875
				ALT	FROM: 12.93	5 PK 935
				ALT	UNTIL: 12.93	5 PK 950
				PS		4 PK 875

2.0 D						
1952 ccm	49 kW	LD20	11.92 - 09.01	CAM	UNTIL: 12.94	ZRK 1287
				CAM		KT 1168

2.3 D						
2283 ccm	55 kW	LD23	01.95 - 09.01	CAM		ZRK 1189
				CAM		KT 1472

SKYLINE Coupe (R32)

2.6 Twin Turbo 4x4						
2569 ccm	206 kW	RB26DETT	04.89 - 06.93	AC-C		4 PK 920
				ALT		4 PK 875
				PS		4 PK 954

SKYLINE Coupe (R33)

2.6 Twin Turbo 4x4						
2569 ccm	206 kW	RB26DETT	07.94 - 09.99	AC-C		4 PK 920
				ALT		4 PK 875
				PS		4 PK 954

SUNNY III Liftback (N14)

1.4 i						
1392 ccm	55 kW	GA14DE;GA14DS	10.90 - 05.95	AC-C		4 PK 835
				ALT	- PS	4 PK 913
				ALT	+ PS	4 PK 805
				PS		4 PK 813
				CAM		ZRK 1042

1.4						
1392 ccm	60 kW	GA14DS	10.90 - 06.95	AC-C		4 PK 835
				ALT	- PS	4 PK 913
				ALT	+ PS	4 PK 805
				PS		4 PK 813

1.4 i 16V						
1392 ccm	64 kW	GA14DE	10.90 - 06.95	AC-C		4 PK 835
				ALT	- PS	4 PK 913
				ALT	+ PS	4 PK 805
				PS		4 PK 813

1.6 i						
1597 ccm	66 kW	GA16DE;GA16DEL;GA16DS	10.90 - 05.95	AC-C		4 PK 835
				ALT	- PS	4 PK 913
				ALT	+ PS	4 PK 805
				PS		4 PK 813
				CAM		ZRK 1042

1.6 i 16V						
1597 ccm	75 kW	GA16DE	10.92 - 05.95	AC-C		4 PK 835
				ALT	- PS	4 PK 913
				ALT	+ PS	4 PK 805
				PS		4 PK 813

2.0 i 16V						
1998 ccm	105 kW	SR20DE	10.90 - 05.95	ALT	- AC	4 PK 835
				ALT	+ AC	6 PK 1035
				PS		4 PK 845

2.0 D						
1974 ccm	55 kW	CD20	10.90 - 05.95	ALT		AVX 13 x 850
				PS		AVX 13 x 800
				CAM		ZRK 1169



NISSAN

SUNNY III Liftback (N14)

2.0 D						
1974 ccm	55 kW	CD20	10.90 - 05.95	INJ-P		ZRK 1300
				CAM		KT 1105
				CAM		KT 1111

SUNNY III Hatchback (N14)

1.4 i						
1392 ccm	55 kW	GA14DE;GA14DS	10.90 - 05.95	AC-C		4 PK 835
				ALT	- PS	4 PK 913
				ALT	+ PS	4 PK 805
				PS		4 PK 813
				CAM		ZRK 1042

1.4 i 16V						
1392 ccm	64 kW	GA14DE	10.90 - 05.95	AC-C		4 PK 835
				ALT	- PS	4 PK 913
				ALT	+ PS	4 PK 805
				PS		4 PK 813

1.6 i						
1597 ccm	66 kW	GA16DE;GA16DEL;GA16DS	10.90 - 05.95	AC-C		4 PK 835
				ALT	- PS	4 PK 913
				ALT	+ PS	4 PK 805
				PS		4 PK 813
				CAM		ZRK 1042

1.6 i 16V						
1597 ccm	75 kW	GA16DE	10.92 - 05.95	AC-C		4 PK 835
				ALT	- PS	4 PK 913
				ALT	+ PS	4 PK 805
				PS		4 PK 813

1.6 i 16V 4x4						
1597 ccm	75 kW	GA16DE	10.92 - 05.95	AC-C		4 PK 835
				ALT	- PS	4 PK 913
				ALT	+ PS	4 PK 805
				PS		4 PK 813

2.0 GTI 16V						
1998 ccm	105 kW	SR20DE	10.90 - 05.95	ALT	- AC	4 PK 835
				ALT	+ AC	6 PK 1035
				PS		4 PK 845

2.0 GTI-R 4x4						
1998 ccm	162 kW	SR20DET	10.90 - 05.95	ALT		4 PK 835
				PS		4 PK 920

2.0 D						
1974 ccm	55 kW	CD20	10.90 - 05.95	ALT		AVX 13 x 850
				PS		AVX 13 x 800
				CAM		ZRK 1169
				INJ-P		ZRK 1300
				CAM		KT 1105
				CAM		KT 1111

SUNNY III (N14)

1.4 i						
1392 ccm	55 kW	GA14DE;GA14DS	10.90 - 05.95	AC-C		4 PK 835
				ALT	- PS	4 PK 913
				ALT	+ PS	4 PK 805
				PS		4 PK 813
				CAM		ZRK 1042

1.4						
1392 ccm	60 kW	GA14DS	10.90 - 06.95	AC-C		4 PK 835
				ALT	- PS	4 PK 913
				ALT	+ PS	4 PK 805
				PS		4 PK 813

1.4 i 16V						
1392 ccm	64 kW	GA14DE	10.90 - 06.95	AC-C		4 PK 835
				ALT	- PS	4 PK 913
				ALT	+ PS	4 PK 805
				PS		4 PK 813

1.6 i						
1597 ccm	66 kW	GA16DE;GA16DEL;GA16DS	10.90 - 05.95	AC-C		4 PK 835



NISSAN

SUNNY III (N14)

1.6 i

1597 ccm	66 kW	GA16DE;GA16DEL;GA16DS	10.90 - 05.95	ALT	- PS	4 PK 913
				ALT	+ PS	4 PK 805
				PS		4 PK 813
				CAM		ZRK 1042

1.6 i 16V 4WD

1597 ccm	66 kW	GA16DS	10.90 - 05.95	AC-C		4 PK 835
				ALT	- PS	4 PK 913
				ALT	+ PS	4 PK 805
				PS		4 PK 813
				CAM		ZRK 1042

1.6 i 16V

1597 ccm	75 kW	GA16DE	10.92 - 05.95	AC-C		4 PK 835
				ALT	- PS	4 PK 913
				ALT	+ PS	4 PK 805
				PS		4 PK 813
				CAM		ZRK 1042

1.6

1597 ccm	82 kW	GA16DE	08.90 - 10.94	AC-C		4 PK 835
				ALT	- PS	4 PK 913
				ALT	+ PS	4 PK 805
				PS		4 PK 813

2.0

1998 ccm	104 kW	SR20DE	08.90 - 12.96	ALT	- AC	4 PK 835
				ALT	+ AC	6 PK 1035
				PS		4 PK 845

2.0 D

1974 ccm	55 kW	CD20	10.90 - 05.95	ALT		AVX 13 x 850
				PS		AVX 13 x 800
				CAM		ZRK 1169
				INJ-P		ZRK 1300
				CAM		KT 1105
				CAM		KT 1111

SUNNY III Traveller (Y10)

1.6 i

1597 ccm	66 kW	GA16DE;GA16DS	06.91 - 03.00	AC-C		4 PK 835
				ALT	- PS	4 PK 913
				ALT	+ PS	4 PK 805
				PS		4 PK 813

1.6 16V 4x4

1597 ccm	66 kW	GA16DS	11.90 - 05.95	AC-C		4 PK 835
				ALT	- PS	4 PK 913
				ALT	+ PS	4 PK 805
				PS		4 PK 813

1.6 i 16V 4x4

1597 ccm	75 kW	GA16DE	10.92 - 03.00	AC-C	FROM: 04.94	4 PK 835
				ALT	FROM: 04.94; UNTIL: 07.95; - PS	4 PK 913
				ALT	FROM: 04.94; UNTIL: 07.95; + PS	4 PK 805
				ALT	FROM: 07.95; - PS	4 PK 825
				ALT	FROM: 07.95; + PS	4 PK 1125
				PS	FROM: 04.94; + AC	4 PK 813
				PS	FROM: 07.95; - AC	4 PK 715

2.0 D

1974 ccm	55 kW	CD20	06.91 - 03.00	ALT		AVX 13 x 850
				PS		AVX 13 x 800
				CAM		ZRK 1169
				INJ-P	FROM: 04.96	ZRK 1324
				INJ-P	UNTIL: 03.96	ZRK 1300
				CAM	UNTIL: 03.96	KT 1105

SUNNY Kasten (Y10)

1.6 i 16V

1597 ccm	66 kW	GA16DE	10.92 - 03.00	AC-C	MOD: Van	4 PK 835
				ALT	MOD: Van; - PS	4 PK 913
				ALT	MOD: Van; + PS	4 PK 805
				PS	MOD: Van	4 PK 813



NISSAN

SUNNY Kasten (Y10)

1.6 L

1597 ccm	75 kW	GA16DE	11.92 - 04.96	AC-C	MOD: Van	4 PK 835
				ALT	FROM: 07.95; MOD: Van; - PS	4 PK 825
				ALT	FROM: 07.95; MOD: Van; + PS	4 PK 1125
				ALT	UNTIL: 07.95; MOD: Van; - PS	4 PK 913
				ALT	UNTIL: 07.95; MOD: Van; + PS	4 PK 805
				PS	FROM: 07.95; MOD: Van; - AC	4 PK 715
				PS	MOD: Van; + AC	4 PK 813

1.7 D

1681 ccm	40 kW	CD17	11.90 - 03.00	AC-C		AVX 13 x 850
				ALT		AVX 13 x 850
				PS		AVX 13 x 675
				CAM	UNTIL: 10.93	ZRK 1095

SUNNY Stufenheck

2.0

1998 ccm	110 kW	SR20DE	01.00 - 05.02	ALT	MOD: USA	6 PK 1025
				PS	MOD: USA	4 PK 845

TEANA I (J31)

2.0

1998 ccm	103 kW	QR20DE	10.03 - 06.08	ALT		6 PK 2245
----------	--------	--------	---------------	-----	--	-----------

2.3

2349 ccm	127 kW	VQ23DE	10.03 - 06.08	PS	FROM: 09.04	4 PK 775
----------	--------	--------	---------------	----	-------------	----------

3.5

3498 ccm	170 kW	VQ35DE	10.03 - 06.08	ALT		6 PK 1060
				PS		4 PK 775

TEANA II (J32)

2.3

2349 ccm	127 kW	VQ23DE	07.08 -	PS		4 PK 775
----------	--------	--------	---------	----	--	----------

TERRANO I (WD21)

2.4 i 4WD

2389 ccm	76 kW	Z24i	10.87 - 02.93	AC-C		AVX 13 x 850
				AC-C; INJ-P		AVX 13 x 825
				ALT		AVX 10 x 940

3.0 i 4WD

2960 ccm	109 kW	VG30E	01.90 - 12.95	AC-C		AVX 13 x 825
				CAM	UNTIL: 05.93	ZRK 1370

TERRANO II (R20)

2.4 4WD

2389 ccm	85 kW	KA24E	05.96 -	ALT		AVX 10 x 900
----------	-------	-------	---------	-----	--	--------------

2.4 4WD

2389 ccm	87 kW	KA24E	05.96 -	ALT		AVX 10 x 900
----------	-------	-------	---------	-----	--	--------------

2.4 i 12V 4WD

2389 ccm	91 kW	KA24E	02.93 -	ALT		AVX 10 x 900
----------	-------	-------	---------	-----	--	--------------

3.0 Di 4WD

2953 ccm	113 kW	ZD30	05.02 -	ALT		7 PK 1640
----------	--------	------	---------	-----	--	-----------

TIIDA Schrägheck (C11X)

1.6

1598 ccm	81 kW	HR16DE	09.07 -	ALT	- AC	7 PK 1040
				ALT	+ AC	7 PK 1140

1.5 dCi

1461 ccm	78 kW	K9K 728	09.07 -	W-P; CAM		KT 1368 W2
----------	-------	---------	---------	----------	--	------------

TIIDA Stufenheck (SC11X)

1.6

1598 ccm	81 kW	HR16DE	09.07 -	ALT	- AC	7 PK 1040
				ALT	+ AC	7 PK 1140

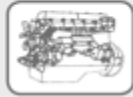
1.5 dCi

1461 ccm	78 kW		09.07 -	ALT		6 PK 1205
				W-P; CAM	MTR-CODE: K9K	KT 1368 W2

X-TRAIL (T30)

2.0

1998 ccm	103 kW	QR20DE	07.01 -	ALT		6 PK 2245
----------	--------	--------	---------	-----	--	-----------



NISSAN

X-TRAIL (T30)

2.0 4x4

1998 ccm 103 kW QR20DE 07.01 - ALT 6 PK 2245

2.0

1998 ccm 110 kW QR20DE 09.01 - ALT 6 PK 2245

2.0 4x4

1998 ccm 110 kW QR20DE 09.01 - ALT 6 PK 2245

2.5 4x4

2488 ccm 121 kW QR25DE 01.03 - ALT 6 PK 2245

2.5 4x4

2488 ccm 132 kW QR25DE 11.02 - ALT 6 PK 2245

2.2 dCi 4x4

2184 ccm 100 kW YD22DDTi 12.03 - AC-C
W-P AVX 13 x 900
AVX 13 x 975

X-TRAIL (T31)

2.0 FWD

1997 ccm 104 kW MR20DE 03.07 - ALT 6 PK 1210

2.0

1997 ccm 104 kW MR20DE 06.07 - ALT 6 PK 1210

2.0 FWD

1998 ccm 103 kW MR20DE 06.08 - ALT 6 PK 1210

2.0

1998 ccm 103 kW MR20DE 06.08 - ALT 6 PK 1210

2.0 dCi

1995 ccm 110 kW M9R 06.07 - ALT 7 PK 1970

2.0 dCi FWD

1995 ccm 110 kW M9R 06.07 - ALT FROM: 09.07 7 PK 1705

2.0 dCi

1995 ccm 127 kW M9R 760 06.07 - ALT 7 PK 1970

OPEL

AGILA (A) (H00)

1.0 12V

973 ccm 43 kW Z 10 XE 09.00 - 12.07 ALT - AC 5 PK 1230
ALT + AC 5 PK 1355

1.0

998 ccm 44 kW Z 10 XEP 08.03 - 12.07 ALT - AC 5 PK 1230
ALT + AC 5 PK 1355

1.2 16V

1199 ccm 55 kW Z 12 XE 09.00 - 12.07 ALT - AC 5 PK 1230
ALT + AC 5 PK 1355

1.2 16V Twinport

1229 ccm 59 kW Z 12 XEP 07.04 - 12.07 ALT - AC 5 PK 1230
ALT + AC 5 PK 1355

1.3 CDTI

1248 ccm 51 kW Z 13 DT 08.03 - 12.07 ALT - AC 6 PK 1185
ALT + AC 6 PK 1318

AGILA (B) (H08)

1.0

996 ccm 48 kW K10B 04.08 - ALT FROM: 05.08; OE-NO.: 93196419; + AC 4 PK 763

1.2

1242 ccm 63 kW K12B 04.08 - ALT FROM: 05.08; OE-NO.: 93196419; + AC 4 PK 763

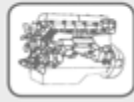
1.3 CDTI

1248 ccm 55 kW D13A;Z 13 DTJ 04.08 - ALT FROM: 05.08; - AC 6 PK 1185
ALT FROM: 05.08; + AC 6 PK 1318

ASTRA F CC (53_, 54_, 58_, 59_)

1.4 i

1389 ccm 44 kW C 14 NZ 03.92 - 01.98 ALT FROM: 09.94 AVX 10 x 925
ALT UNTIL: 08.94 AVX 10 x 913
ALT FROM: 09.92; MTR-CODE: C14NZ;C14SE;X14NZ; 6 PK 1460
+ PS; - AC
ALT MTR-CODE: C14NZ;C14SE;X14NZ; + AC; + PS 6 PK 1800
ALT UNTIL: 08.92; MTR-CODE: C14NZ;C14SE;X14NZ; 5 PK 985
+ PS; - AC



OPEL

ASTRA F CC (53_, 54_, 58_, 59_)

1.4 i

1389 ccm	44 kW	C 14 NZ	03.92 - 01.98	CAM CAM W-P; CAM	FROM MTR-NO: 19311739	ZRK 1292 KT 1002 KT 1002 W2
----------	-------	---------	---------------	------------------------	-----------------------	-----------------------------------

1.4

1389 ccm	55 kW	14 NV	09.91 - 09.93	ALT CAM CAM W-P; CAM	+ PS FROM MTR-NO: 19311739 FROM MTR-NO: 19311739	5 PK 985 ZRK 1292 KT 1002 KT 1002 W2
----------	-------	-------	---------------	-------------------------------	--	---

1.4 Si

1389 ccm	60 kW	C 14 SE	03.92 - 01.98	ALT ALT ALT ALT ALT ALT ALT ALT ALT ALT ALT ALT CAM CAM W-P; CAM	FROM: 09.94; UNTIL: 03.96 UNTIL: 08.94 + AC; + PS FROM CHA-NO.: P2500001;P3000001; + PS; - AC FROM CHA-NO.: P4000001;P5000001; + PS; - AC FROM CHA-NO.: P8100001; + PS; - AC FROM: 09.92; + PS; - AC UNTIL CHA-NO.: N4999999;N5999999; + PS; - AC UNTIL CHA-NO.: NE2999999;N2999999; + PS; - AC UNTIL CHA-NO.: R2634315;R3000000; + AC; + PS UNTIL CHA-NO.: R3000000;R4000000; + AC; + PS UNTIL CHA-NO.: R5131480;R8000000; + AC; + PS UNTIL: 08.92; + PS; - AC	AVX 10 x 925 AVX 10 x 913 6 PK 1800 6 PK 1460 6 PK 1460 6 PK 1460 6 PK 1460 5 PK 985 5 PK 985 6 PK 1800 6 PK 1800 6 PK 1800 5 PK 985 ZRK 1292 KT 1002 KT 1002 W2
----------	-------	---------	---------------	--	---	---

1.4

1389 ccm	60 kW	14 SE	09.92 - 01.98	ALT ALT ALT ALT ALT ALT ALT ALT ALT CAM CAM W-P; CAM	FROM CHA-NO.: P2500001;P3000001; MTR-CODE: 14SE; + PS; - AC FROM CHA-NO.: P4000001;P5000001; MTR-CODE: 14SE; + PS; - AC FROM CHA-NO.: P8100001; MTR-CODE: 14SE; + PS; - AC MTR-CODE: C14SE; + AC; + PS MTR-CODE: C14SE; + PS; - AC UNTIL CHA-NO.: N4999999;N5999999; + PS; - AC UNTIL CHA-NO.: NE2999999;N2999999; + PS; - AC UNTIL CHA-NO.: R2634315;R3000000; MTR-CODE: 14SE; + AC; + PS UNTIL CHA-NO.: R3000000;R4000000; MTR-CODE: 14SE; + AC; + PS UNTIL CHA-NO.: R5131480;R8000000; MTR-CODE: 14SE; + AC; + PS	6 PK 1460 6 PK 1460 6 PK 1460 6 PK 1800 6 PK 1460 5 PK 985 5 PK 985 6 PK 1800 6 PK 1800 6 PK 1800 ZRK 1292 KT 1002 KT 1002 W2
----------	-------	-------	---------------	---	---	---

1.4 i 16V

1389 ccm	66 kW	X 14 XE	01.96 - 01.98	ALT ALT ALT ALT CAM CAM CAM	FROM: 09.96; - AC; - PS FROM: 09.96; + AC FROM: 09.96; + PS; - AC	AVX 10 x 875 6 PK 894 6 PK 1800 6 PK 1530 ZRK 1024 KT 1024 KT 1024 W1
----------	-------	---------	---------------	---	---	---

1.6 i

1598 ccm	52 kW	X 16 SZ	05.93 - 07.96	ALT ALT ALT ALT CAM CAM W-P; CAM	FROM: 09.94; UNTIL: 03.96 UNTIL CHA-NO.: R5999999;R8999999;S2500015 FROM: 09.94; + AC; + PS FROM: 09.94; + PS; - AC	AVX 10 x 925 AVX 10 x 913 6 PK 1800 6 PK 1460 ZRK 1292 KT 1002 KT 1002 W2
----------	-------	---------	---------------	--	--	---

1.6 i

1598 ccm	55 kW	C 16 NZ; X 16 SZR	09.91 - 01.98	ALT ALT ALT ALT	FROM CHA-NO.: R5999999;R8999999;S2500015 UNTIL: 08.92 FROM: 09.92; MTR-CODE: C16NZ; + PS; - AC FROM: 09.96; MTR-CODE: X16SZR; - AC	AVX 10 x 925 AVX 10 x 913 6 PK 1460 6 PK 1460
----------	-------	-------------------	---------------	--------------------------	---	--



OPEL

ASTRA F CC (53_, 54_, 58_, 59_)

1.6 i

1598 ccm	55 kW	C 16 NZ;X 16 SZR	09.91 - 01.98	ALT	FROM: 09.96; MTR-CODE: X16SZR; + AC	6 PK 1800
				ALT	MTR-CODE: C16NZ; + AC; + PS	6 PK 1800
				ALT	UNTIL: 08.92; MTR-CODE: C16NZ; + PS; - AC	5 PK 985
				CAM		ZRK 1292
				CAM		KT 1002
				W-P; CAM		KT 1002 W2

1.6

1598 ccm	55 kW	16 LZ2;16 NZR	09.95 - 01.98	ALT	+ AC; + PS	6 PK 1800
				ALT	+ PS; - AC	6 PK 1460
				CAM	MTR-CODE: 16LZ2	ZRK 1023
				CAM	MTR-CODE: 16NZR	ZRK 1292
				CAM	MTR-CODE: 16LZ2	KT 1027
				CAM	MTR-CODE: 16NZR	KT 1002

1.6 Si

1598 ccm	74 kW	C 16 SE	03.92 - 12.94	ALT	FROM CHA-NO.: R5999999;R8999999;S2500015	AVX 10 x 925
				ALT	UNTIL CHA-NO.: R5999999;R8999999;S2500015	AVX 10 x 913
				ALT	+ AC; + PS	6 PK 1800
				ALT	FROM: 09.92; + PS; - AC	6 PK 1460
				ALT	UNTIL: 08.92; + PS; - AC	5 PK 985
				CAM		ZRK 1292
				CAM		KT 1002
				W-P; CAM		KT 1002 W2

1.6 i 16V

1598 ccm	74 kW	X 16 XEL	08.94 - 01.98	ALT	UNTIL CHA-NO.: R5999999;R8999999;S2500015	AVX 10 x 913
				VAC-P	FROM CHA-NO.: R5999999;R8999999;S2500015	AVX 10 x 925
				ALT	- AC; - PS	6 PK 894
				ALT	+ AC	6 PK 1800
				ALT	+ PS; - AC	6 PK 1530
				CAM		ZRK 1024
				CAM		KT 1024
				CAM		KT 1024 W1

1.8 i

1796 ccm	66 kW	C 18 NZ	09.91 - 01.98	ALT	UNTIL: 08.92	AVX 10 x 925
				ALT	UNTIL: 08.92; + PS	AVX 10 x 925
				PS	UNTIL: 08.92	AVX 10 x 800
				ALT	+ AC; + PS	6 PK 1900
				ALT	FROM: 09.92; + PS; - AC	6 PK 1725
				CAM	FROM: 01.93; FROM MTR-NO: [14/25] 254439	ZRK 1023
				CAM	UNTIL: 12.92; UNTIL MTR-NO: [14/25] 254438	ZRK 1278
				CAM	FROM MTR-NO: 14142839	KT 1027
				W-P; CAM	FROM MTR-NO: 14254439	KT 1027 W1

1.8 i 16V

1799 ccm	85 kW	C 18 XEL;X 18 XE	09.94 - 01.98	ALT	- AC	6 PK 1725
				ALT	+ AC	6 PK 1900
				CAM		ZRK 1291
				CAM		KT 1030
				CAM		KT 1030 W1

1.8 i 16V

1799 ccm	92 kW	C 18 XE	06.93 - 08.94	ALT	- AC	6 PK 1725
				ALT	+ AC	6 PK 1900
				CAM		ZRK 1291
				CAM		KT 1030
				CAM		KT 1030 W1

2.0 i

1998 ccm	85 kW	C 20 NE	09.91 - 01.98	ALT	UNTIL: 08.92	AVX 10 x 925
				ALT	UNTIL: 08.92; + PS	AVX 10 x 925
				PS	UNTIL: 08.92	AVX 10 x 785
				ALT	+ AC; + PS	6 PK 1900
				ALT	FROM: 09.92; + PS; - AC	6 PK 1725
				CAM	FROM: 01.93; FROM MTR-NO: [14/25] 608701	ZRK 1023
				CAM	UNTIL: 12.92; UNTIL MTR-NO: [14/25] 608700	ZRK 1278
				CAM	FROM MTR-NO: 14608701	KT 1027
				W-P; CAM	FROM MTR-NO: 14608701	KT 1027 W1

2.0 i 16V

1998 ccm	100 kW	X 20 XEV	02.95 - 01.98	ALT	- AC	6 PK 1725
				ALT	+ AC	6 PK 1900



OPEL

ASTRA F CC (53_, 54_, 58_, 59_)

2.0 i 16V

1998 ccm	100 kW	X 20 XEV	02.95 - 01.98	CAM CAM CAM		ZRK 1291 KT 1030 KT 1030 W1
----------	--------	----------	---------------	-------------------	--	-----------------------------------

2.0 GSI 16V

1998 ccm	110 kW	C 20 XE	09.91 - 01.98	ALT PS ALT ALT CAM CAM CAM CAM W-P; CAM	UNTIL: 08.92 UNTIL: 08.92 + AC FROM: 09.92; - AC FROM MTR-NO: [14/25] 142839 UNTIL MTR-NO: [14/25] 142838 FROM MTR-NO: 14142839 UNTIL MTR-NO: 14142838 FROM MTR-NO: 14142839	AVX 10 x 925 AVX 10 x 785 6 PK 1900 6 PK 1725 ZRK 1025 ZRK 1011 KT 1025 KT 1159 KT 1025 W1
----------	--------	---------	---------------	---	--	--

1.7 D

1700 ccm	42 kW	17 D	12.91 - 09.92	ALT PS CAM CAM CAM W-P; CAM	FROM MTR-NO: [14/25] 363652 UNTIL MTR-NO: [14/25] 363651 UNTIL MTR-NO: 14363651; MTR-TYP: Opel UNTIL MTR-NO: 14363651	AVX 10 x 925 AVX 10 x 813 ZRK 1025 ZRK 1015 KT 1023 KT 1023 W1
----------	-------	------	---------------	--	--	---

1.7 D

1700 ccm	44 kW	17 DR	07.92 - 01.98	ALT PS CAM CAM CAM W-P; CAM	FROM MTR-NO: [14/25] 363652 UNTIL MTR-NO: [14/25] 363651 FROM MTR-NO: [14/25] 363652 UNTIL MTR-NO: [14/25] 363651 FROM MTR-NO: 1436352	AVX 10 x 925 AVX 10 x 813 ZRK 1025 ZRK 1015 KT 1077 KT 1023 KT 1077 W1
----------	-------	-------	---------------	--	--	--

1.7 TD

1700 ccm	50 kW	X 17 DTL	11.94 - 01.98	ALT PS CAM CAM W-P; CAM	MTR-TYP: Opel	AVX 10 x 925 AVX 10 x 813 ZRK 1025 KT 1077 KT 1077 W1
----------	-------	----------	---------------	-------------------------------------	---------------	---

1.7 TDS

1686 ccm	60 kW	17 DT (TC4EE1); X 17 DT (TC4EE1)	12.91 - 01.98	ALT; AC-C PS CAM CAM CAM	FROM MTR-NO: 855806; MTR-TYP: Isuzu UNTIL MTR-NO: 855805; MTR-TYP: Isuzu	AVX 13 x 915 AVX 10 x 950 ZRK 1280 KT 1427 KT 1425
----------	-------	----------------------------------	---------------	--	---	--

ASTRA F (56_, 57_)

1.4 i

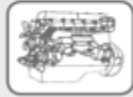
1389 ccm	44 kW	C 14 NZ; X 14 NZ	09.91 - 09.98	ALT ALT ALT ALT ALT CAM CAM W-P; CAM	FROM CHA-NO.: R5999999, R8999999; S2500015 UNTIL CHA-NO.: R5999999, R8999999; S2500015 + AC; + PS FROM: 09.92; + PS; - AC UNTIL: 08.92; + PS; - AC FROM MTR-NO: 19311739	AVX 10 x 925 AVX 10 x 913 6 PK 1800 6 PK 1460 5 PK 985 ZRK 1292 KT 1002 KT 1002 W2
----------	-------	------------------	---------------	---	---	---

1.4

1389 ccm	55 kW	14 NV	09.91 - 09.93	ALT CAM CAM W-P; CAM	+ PS FROM MTR-NO: 19311739	5 PK 985 ZRK 1292 KT 1002 KT 1002 W2
----------	-------	-------	---------------	-------------------------------	---------------------------------------	---

1.4 Si

1389 ccm	60 kW	C 14 SE	03.92 - 09.98	ALT ALT ALT ALT ALT ALT ALT	FROM CHA-NO.: R5999999, R8999999; S2500015 UNTIL CHA-NO.: R5999999, R8999999; S2500015 + AC; + PS FROM CHA-NO.: P2500001; P3000001; + PS; - AC FROM CHA-NO.: P4000001; P5000001; + PS; - AC FROM CHA-NO.: P8100001; + PS; - AC FROM: 09.92; + PS; - AC UNTIL CHA-NO.: N4999999; N5999999; + PS; - AC	AVX 10 x 925 AVX 10 x 913 6 PK 1800 6 PK 1460 6 PK 1460 6 PK 1460 6 PK 1460 5 PK 985
----------	-------	---------	---------------	---	---	---



OPEL

ASTRA F (56_, 57_)

1.4 Si

1389 ccm	60 kW	C 14 SE	03.92 - 09.98	ALT	UNTIL CHA-NO.: NE2999999;N2999999; + PS; - AC	5 PK 985
				ALT	UNTIL CHA-NO.: R2634315;R3000000; + AC; + PS	6 PK 1800
				ALT	UNTIL CHA-NO.: R3000000;R4000000; + AC; + PS	6 PK 1800
				ALT	UNTIL CHA-NO.: R5131480;R8000000; + AC; + PS	6 PK 1800
				ALT	UNTIL: 08.92; + PS; - AC	5 PK 985
				CAM		ZRK 1292
				CAM		KT 1002
				W-P; CAM		KT 1002 W2

1.4

1389 ccm	60 kW	14 SE	09.92 - 09.98	ALT	FROM CHA-NO.: P2500001;P3000001; MTR-CODE: 14SE; + PS; - AC	6 PK 1460
				ALT	FROM CHA-NO.: P4000001;P5000001; MTR-CODE: 14SE; + PS; - AC	6 PK 1460
				ALT	FROM CHA-NO.: P8100001; MTR-CODE: 14SE; + PS; - AC	6 PK 1460
				ALT	MTR-CODE: C14SE; + AC; + PS	6 PK 1800
				ALT	MTR-CODE: C14SE; + PS; - AC	6 PK 1460
				ALT	UNTIL CHA-NO.: N4999999;N5999999; + PS; - AC	5 PK 985
				ALT	UNTIL CHA-NO.: NE2999999;N2999999; + PS; - AC	5 PK 985
				ALT	UNTIL CHA-NO.: R2634315;R3000000; MTR-CODE: 14SE; + AC; + PS	6 PK 1800
				ALT	UNTIL CHA-NO.: R3000000;R4000000; MTR-CODE: 14SE; + AC; + PS	6 PK 1800
				ALT	UNTIL CHA-NO.: R5131480;R8000000; MTR-CODE: 14SE; + AC; + PS	6 PK 1800

1.4 i 16V

1389 ccm	66 kW	X 14 XE	02.96 - 09.98	ALT		AVX 10 x 875
				ALT	FROM: 09.96; - AC; - PS	6 PK 894
				ALT	FROM: 09.96; + AC	6 PK 1800
				ALT	FROM: 09.96; + PS; - AC	6 PK 1530
				CAM		ZRK 1024
				CAM		KT 1024
				CAM		KT 1024 W1

1.6 i

1598 ccm	52 kW	X 16 SZ	05.93 - 07.96	ALT	FROM: 09.94; UNTIL: 03.96	AVX 10 x 925
				ALT	UNTIL CHA-NO.: R5999999;R8999999;S2500015	AVX 10 x 913
				ALT	FROM: 09.94; + AC; + PS	6 PK 1800
				ALT	FROM: 09.94; + PS; - AC	6 PK 1460
				CAM		ZRK 1292
				CAM		KT 1002
				W-P; CAM		KT 1002 W2

1.6 i

1598 ccm	55 kW	C 16 NZ;X 16 SZR	03.92 - 09.98	ALT	FROM CHA-NO.: R5999999, R8999999;S2500015	AVX 10 x 925
				ALT	UNTIL CHA-NO.: R5999999, R8999999;S2500015	AVX 10 x 913
				ALT	+ AC; + PS	6 PK 1800
				ALT	FROM: 09.92; + PS; - AC	6 PK 1460
				ALT	UNTIL: 08.92; + PS; - AC	5 PK 985
				CAM		ZRK 1292
				CAM		KT 1002
				W-P; CAM		KT 1002 W2

1.6

1598 ccm	55 kW	16 LZ2;16 NZR	09.95 - 09.98	ALT	+ AC; + PS	6 PK 1800
				ALT	+ PS; - AC	6 PK 1460
				CAM	MTR-CODE: 16LZ2	ZRK 1023
				CAM	MTR-CODE: 16NZR	ZRK 1292
				CAM	MTR-CODE: 16LZ2	KT 1027
				CAM	MTR-CODE: 16NZR	KT 1002

1.6 Si

1598 ccm	74 kW	C 16 SE	05.92 - 12.94	ALT	FROM CHA-NO.: R5999999, R8999999;S2500015	AVX 10 x 925
				ALT	UNTIL CHA-NO.: R5999999, R8999999;S2500015	AVX 10 x 913
				ALT	+ AC; + PS	6 PK 1800
				ALT	FROM: 09.92; + PS; - AC	6 PK 1460
				ALT	UNTIL: 08.92; + PS; - AC	5 PK 985
				CAM		ZRK 1292
				CAM		KT 1002
				W-P; CAM		KT 1002 W2



OPEL

ASTRA F (56_, 57_)

1.6 i 16V

1598 ccm	74 kW	X 16 XEL	08.94 - 09.98	ALT	UNTIL CHA-NO.: R5999999;R8999999;S2500015	AVX 10 x 913
				VAC-P	FROM CHA-NO.: R5999999;R8999999;S2500015	AVX 10 x 925
				ALT	- AC; - PS	6 PK 894
				ALT	+ AC	6 PK 1800
				ALT	+ PS; - AC	6 PK 1530
				CAM		ZRK 1024
				CAM		KT 1024
				CAM		KT 1024 W1

1.8 i

1796 ccm	66 kW	C 18 NZ	03.92 - 09.98	ALT	UNTIL: 08.92	AVX 10 x 925
				ALT	UNTIL: 08.92; + PS	AVX 10 x 925
				PS	UNTIL: 08.92	AVX 10 x 800
				ALT	+ AC; + PS	6 PK 1900
				ALT	FROM: 09.92; + PS; - AC	6 PK 1725
				CAM	FROM: 01.93; FROM MTR-NO: [14/25] 254439	ZRK 1023
				CAM	UNTIL: 12.92; UNTIL MTR-NO: [14/25] 254438	ZRK 1278
				CAM	FROM MTR-NO: 14142839	KT 1027
				W-P; CAM	FROM MTR-NO: 14254439	KT 1027 W1

1.8 i 16V

1799 ccm	85 kW	C 18 XEL;X 18 XE	11.94 - 09.98	ALT	FROM: 09.96; - AC	6 PK 1725
				ALT	FROM: 09.96; + AC	6 PK 1900
				CAM		ZRK 1291
				CAM		KT 1030
				CAM		KT 1030 W1

1.8 i 16V

1799 ccm	92 kW	C 18 XE	06.93 - 10.94	ALT	- AC	6 PK 1725
				ALT	+ AC	6 PK 1900
				CAM		ZRK 1291
				CAM		KT 1030
				CAM		KT 1030 W1

2.0 i

1998 ccm	85 kW	C 20 NE	03.92 - 09.98	ALT	UNTIL: 08.92	AVX 10 x 925
				ALT	UNTIL: 08.92; + PS	AVX 10 x 925
				PS	UNTIL: 08.92	AVX 10 x 785
				ALT	+ AC; + PS	6 PK 1900
				ALT	FROM: 09.92; + PS; - AC	6 PK 1725
				CAM	FROM: 01.93; FROM MTR-NO: [14/25] 608701	ZRK 1023
				CAM	UNTIL: 12.92; UNTIL MTR-NO: [14/25] 608700	ZRK 1278
				CAM	FROM MTR-NO: 14608701	KT 1027
				W-P; CAM	FROM MTR-NO: 14608701	KT 1027 W1

2.0 i 16V

1998 ccm	100 kW	X 20 XEV	02.95 - 09.98	ALT	- AC	6 PK 1725
				ALT	+ AC	6 PK 1900
				CAM		ZRK 1291
				CAM		KT 1030
				CAM		KT 1030 W1

1.7 D

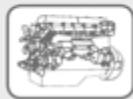
1700 ccm	42 kW	17 D	03.92 - 09.92	ALT		AVX 10 x 925
				PS		AVX 10 x 813
				CAM	FROM MTR-NO: [14/25] 363652	ZRK 1025
				CAM	UNTIL MTR-NO: [14/25] 363651	ZRK 1015
				CAM	UNTIL MTR-NO: 14363651; MTR-TYP: Opel	KT 1023
				W-P; CAM	UNTIL MTR-NO: 14363651	KT 1023 W1

1.7 D

1700 ccm	44 kW	17 DR	07.92 - 09.98	ALT		AVX 10 x 925
				PS		AVX 10 x 813
				CAM	FROM MTR-NO: [14/25] 363652	ZRK 1025
				CAM	UNTIL MTR-NO: [14/25] 363651	ZRK 1015
				CAM	MTR-TYP: Opel	KT 1077
				W-P; CAM	FROM MTR-NO: 1436352	KT 1077 W1

1.7 TD

1700 ccm	50 kW	X 17 DTL	11.94 - 09.98	ALT		AVX 10 x 925
				PS		AVX 10 x 813
				CAM		ZRK 1025
				CAM	MTR-TYP: Opel	KT 1077
				W-P; CAM		KT 1077 W1



OPEL

ASTRA F (56_, 57_)

1.7 TDS

1686 ccm	60 kW	17 DT (TC4EE1);X 17 DT (TC4EE1)	03.92 - 09.98	ALT; AC-C		AVX 13 x 915
				PS		AVX 10 x 950
				CAM		ZRK 1280
				CAM	FROM MTR-NO: 855806; MTR-TYP: Isuzu	KT 1427
				CAM	UNTIL MTR-NO: 855805; MTR-TYP: Isuzu	KT 1425

ASTRA F Caravan (51_, 52_)

1.4 i

1389 ccm	44 kW	C 14 NZ	09.91 - 01.98	ALT	FROM CHA-NO.: R5999999, R8999999;S2500015	AVX 10 x 925
				ALT	UNTIL CHA-NO.: R5999999, R8999999;S2500015	AVX 10 x 913
				ALT	+ AC; + PS	6 PK 1800
				ALT	FROM: 09.92; + PS; - AC	6 PK 1460
				ALT	UNTIL: 08.92; + PS; - AC	5 PK 985
				CAM		ZRK 1292
				CAM		KT 1002
				W-P; CAM	FROM MTR-NO: 19311739	KT 1002 W2

1.4

1389 ccm	55 kW	14 NV	09.91 - 09.93	ALT	+ PS	5 PK 985
				CAM		ZRK 1292
				CAM		KT 1002
				W-P; CAM	FROM MTR-NO: 19311739	KT 1002 W2

1.4 Si

1389 ccm	60 kW	C 14 SE	03.92 - 01.98	ALT	FROM CHA-NO.: R5999999;R8999999;S2500015	AVX 10 x 925
				ALT	UNTIL CHA-NO.: R5999999;R8999999;S2500015	AVX 10 x 913
				ALT	+ AC; + PS	6 PK 1800
				ALT	FROM CHA-NO.: P2500001;P3000001; + PS; - AC	6 PK 1460
				ALT	FROM CHA-NO.: P4000001;P5000001; + PS; - AC	6 PK 1460
				ALT	FROM CHA-NO.: P8100001; + PS; - AC	6 PK 1460
				ALT	FROM: 09.92; + PS; - AC	6 PK 1460
				ALT	UNTIL CHA-NO.: N4999999;N5999999; + PS; - AC	5 PK 985
				ALT	UNTIL CHA-NO.: NE2999999;N2999999; + PS; - AC	5 PK 985
				ALT	UNTIL CHA-NO.: R2634315;R3000000; + AC; + PS	6 PK 1800
				ALT	UNTIL CHA-NO.: R3000000;R4000000; + AC; + PS	6 PK 1800
				ALT	UNTIL CHA-NO.: R5131480;R8000000; + AC; + PS	6 PK 1800
				ALT	UNTIL: 08.92; + PS; - AC	5 PK 985
				CAM		ZRK 1292
				CAM		KT 1002
				W-P; CAM		KT 1002 W2

1.4

1389 ccm	60 kW	14 SE	09.92 - 01.98	ALT	FROM CHA-NO.: P2500001;P3000001; MTR-CODE: 14SE; + PS; - AC	6 PK 1460
				ALT	FROM CHA-NO.: P4000001;P5000001; MTR-CODE: 14SE; + PS; - AC	6 PK 1460
				ALT	FROM CHA-NO.: P8100001; MTR-CODE: 14SE; + PS; - AC	6 PK 1460
				ALT	MTR-CODE: C14SE; + AC; + PS	6 PK 1800
				ALT	MTR-CODE: C14SE; + PS; - AC	6 PK 1460
				ALT	UNTIL CHA-NO.: N4999999;N5999999; + PS; - AC	5 PK 985
				ALT	UNTIL CHA-NO.: NE2999999;N2999999; + PS; - AC	5 PK 985
				ALT	UNTIL CHA-NO.: R2634315;R3000000; MTR-CODE: 14SE; + AC; + PS	6 PK 1800
				ALT	UNTIL CHA-NO.: R3000000;R4000000; MTR-CODE: 14SE; + AC; + PS	6 PK 1800
				ALT	UNTIL CHA-NO.: R5131480;R8000000; MTR-CODE: 14SE; + AC; + PS	6 PK 1800
				CAM		ZRK 1292
				CAM		KT 1002
				W-P; CAM		KT 1002 W2

1.4 i 16V

1389 ccm	66 kW	X 14 XE	02.96 - 01.98	ALT		AVX 10 x 875
				ALT	FROM: 09.96; - AC; - PS	6 PK 894
				ALT	FROM: 09.96; + AC	6 PK 1800
				ALT	FROM: 09.96; + PS; - AC	6 PK 1530
				CAM		ZRK 1024
				CAM		KT 1024
				CAM		KT 1024 W1



OPEL

ASTRA F Caravan (51_, 52_)

1.6 i

1598 ccm	52 kW	X 16 SZ	05.93 - 07.96	ALT	FROM: 09.94; UNTIL: 03.96	AVX 10 x 925
				ALT	UNTIL CHA-NO.: R5999999;R8999999;S2500015	AVX 10 x 913
				ALT	FROM: 09.94; + AC; + PS	6 PK 1800
				ALT	FROM: 09.94; + PS; - AC	6 PK 1460
				CAM		ZRK 1292
				CAM		KT 1002
				W-P; CAM		KT 1002 W2

1.6 i

1598 ccm	55 kW	C 16 NZ;X 16 SZR	09.91 - 01.98	ALT	FROM CHA-NO.: R5999999;R8999999;S2500015	AVX 10 x 925
				ALT	UNTIL CHA-NO.: R5999999;R8999999;S2500015	AVX 10 x 913
				ALT	FROM: 09.92; MTR-CODE: C16NZ; + PS; - AC	6 PK 1460
				ALT	FROM: 09.96; MTR-CODE: X16SZR; - AC	6 PK 1460
				ALT	FROM: 09.96; MTR-CODE: X16SZR; + AC	6 PK 1800
				ALT	MTR-CODE: C16NZ; + AC; + PS	6 PK 1800
				ALT	UNTIL: 08.92; MTR-CODE: C16NZ; + PS; - AC	5 PK 985
				CAM		ZRK 1292
				CAM		KT 1002
				W-P; CAM		KT 1002 W2

1.6

1598 ccm	55 kW	16 LZ2;16 NZR	09.95 - 01.98	ALT	+ AC; + PS	6 PK 1800
				ALT	+ PS; - AC	6 PK 1460
				CAM	MTR-CODE: 16LZ2	ZRK 1023
				CAM	MTR-CODE: 16NZR	ZRK 1292
				CAM	MTR-CODE: 16LZ2	KT 1027
				CAM	MTR-CODE: 16NZR	KT 1002

1.6 Si

1598 ccm	74 kW	C 16 SE	03.92 - 12.94	ALT	FROM CHA-NO.: R5999999, R8999999;S2500015	AVX 10 x 925
				ALT	UNTIL CHA-NO.: R5999999, R8999999;S2500015	AVX 10 x 913
				ALT	+ AC; + PS	6 PK 1800
				ALT	FROM: 09.92; + PS; - AC	6 PK 1460
				ALT	UNTIL: 08.92; + PS; - AC	5 PK 985
				CAM		ZRK 1292
				CAM		KT 1002
				W-P; CAM		KT 1002 W2

1.6 i 16V

1598 ccm	74 kW	X 16 XEL	08.94 - 01.98	ALT	FROM CHA-NO.: R5999999, R8999999;S2500015	AVX 10 x 925
				ALT	UNTIL CHA-NO.: R5999999, R8999999;S2500015	AVX 10 x 913
				ALT	- AC; - PS	6 PK 894
				ALT	+ AC	6 PK 1800
				ALT	+ PS; - AC	6 PK 1530
				CAM		ZRK 1024
				CAM		KT 1024
				CAM		KT 1024 W1

1.8 i

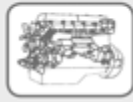
1796 ccm	66 kW	C 18 NZ	09.91 - 01.98	ALT	UNTIL: 08.92	AVX 10 x 925
				ALT	UNTIL: 08.92; + PS	AVX 10 x 925
				PS	UNTIL: 08.92	AVX 10 x 800
				ALT	+ AC; + PS	6 PK 1900
				ALT	FROM: 09.92; + PS; - AC	6 PK 1725
				CAM	FROM: 01.93; FROM MTR-NO: [14/25] 254439	ZRK 1023
				CAM	UNTIL: 12.92; UNTIL MTR-NO: [14/25] 254438	ZRK 1278
				CAM	FROM MTR-NO: 14142839	KT 1027
				W-P; CAM	FROM MTR-NO: 14254439	KT 1027 W1

1.8 i 16V

1799 ccm	85 kW	C 18 XEL;X 18 XE	07.94 - 01.98	ALT	- AC	6 PK 1725
				ALT	+ AC	6 PK 1900
				CAM		ZRK 1291
				CAM		KT 1030
				CAM		KT 1030 W1

1.8 i 16V

1799 ccm	92 kW	C 18 XE	06.93 - 01.98	ALT	- AC	6 PK 1725
				ALT	+ AC	6 PK 1900
				CAM		ZRK 1291
				CAM		KT 1030
				CAM		KT 1030 W1



OPEL

ASTRA F Caravan (51_, 52_)

2.0 i

1998 ccm	85 kW	C 20 NE	09.91 - 07.94	ALT	UNTIL: 08.92	AVX 10 x 925
				ALT	UNTIL: 08.92; + PS	AVX 10 x 925
				PS	UNTIL: 08.92	AVX 10 x 785
				ALT	+ AC; + PS	6 PK 1900
				ALT	FROM: 09.92; + PS; - AC	6 PK 1725
				CAM	FROM: 01.93; FROM MTR-NO: [14/25] 608701	ZRK 1023
				CAM	UNTIL: 12.92; UNTIL MTR-NO: [14/25] 608700	ZRK 1278
				CAM	FROM MTR-NO: 14608701	KT 1027
				W-P; CAM	FROM MTR-NO: 14608701	KT 1027 W1

2.0 i 16V

1998 ccm	100 kW	X 20 XEV	02.95 - 01.98	ALT	- AC	6 PK 1725
				ALT	+ AC	6 PK 1900
				CAM		ZRK 1291
				CAM		KT 1030
				CAM		KT 1030 W1

2.0 i 16V

1998 ccm	110 kW	C 20 XE	03.93 - 01.98	ALT	- AC	6 PK 1725
				ALT	+ AC	6 PK 1900
				CAM	FROM MTR-NO: [14/25] 142839	ZRK 1025
				CAM	UNTIL MTR-NO: [14/25] 142838	ZRK 1011
				CAM	FROM MTR-NO: 14142839	KT 1025
				CAM	UNTIL MTR-NO: 14142838	KT 1159
				W-P; CAM	FROM MTR-NO: 14142839	KT 1025 W1

1.7 D

1700 ccm	42 kW	17 D	12.91 - 09.92	ALT		AVX 10 x 925
				PS		AVX 10 x 813
				CAM	FROM MTR-NO: [14/25] 363652	ZRK 1025
				CAM	UNTIL MTR-NO: [14/25] 363651	ZRK 1015
				CAM	UNTIL MTR-NO: 14363651; MTR-TYP: Opel	KT 1023
				W-P; CAM	UNTIL MTR-NO: 14363651	KT 1023 W1

1.7 D

1700 ccm	44 kW	17 DR	07.92 - 01.98	ALT		AVX 10 x 925
				PS		AVX 10 x 813
				CAM	FROM MTR-NO: [14/25] 363652	ZRK 1025
				CAM	UNTIL MTR-NO: [14/25] 363651	ZRK 1015
				CAM	MTR-TYP: Opel	KT 1077
				W-P; CAM	FROM MTR-NO: 1436352	KT 1077 W1

1.7 TD

1700 ccm	50 kW	X 17 DTL	11.94 - 01.98	ALT		AVX 10 x 925
				PS		AVX 10 x 813
				CAM		ZRK 1025
				CAM	MTR-TYP: Opel	KT 1077
				W-P; CAM	FROM MTR-NO: 1436352	KT 1077 W1

1.7 TDS

1686 ccm	60 kW	17 DT (TC4EE1);X 17 DT (TC4EE1)	12.91 - 01.98	ALT; AC-C		AVX 13 x 915
				PS		AVX 10 x 950
				CAM		ZRK 1280
				CAM	FROM MTR-NO: 855806; MTR-TYP: Isuzu	KT 1427
				CAM	UNTIL MTR-NO: 855805; MTR-TYP: Isuzu	KT 1425

ASTRA F Cabriolet (53_B)

1.4 Si

1389 ccm	60 kW	C 14 SE	05.93 - 03.01	ALT	FROM CHA-NO.: R5999999, R8999999;S2500015	AVX 10 x 925
				ALT	UNTIL CHA-NO.: R5999999, R8999999;S2500015	AVX 10 x 913
				ALT	+ AC; + PS	6 PK 1800
				ALT	+ PS; - AC	6 PK 1460
				CAM		ZRK 1292
				CAM		KT 1002
				W-P; CAM		KT 1002 W2

1.4 i 16V

1389 ccm	66 kW	X 14 XE	01.96 - 03.01	ALT	FROM: 09.96; - AC; - PS	6 PK 894
				ALT	FROM: 09.96; + AC	6 PK 1800
				ALT	FROM: 09.96; + PS; - AC	6 PK 1530
				CAM		ZRK 1024
				CAM		KT 1024
				CAM		KT 1024 W1



OPEL

ASTRA F Cabriolet (53_B)

1.6 i

1598 ccm	52 kW	X 16 SZ	03.93 - 08.96	ALT	FROM: 09.94; UNTIL: 03.96	AVX 10 x 925
				ALT	UNTIL: 08.94	AVX 10 x 913
				ALT	FROM: 09.94; + AC; + PS	6 PK 1800
				ALT	FROM: 09.94; + PS; - AC	6 PK 1460
				CAM		ZRK 1292
				CAM		KT 1002
				W-P; CAM		KT 1002 W2

1.6 i

1598 ccm	55 kW	X 16 SZR	01.96 - 03.01	ALT	FROM CHA-NO.: R5999999;R8999999;S2500015	AVX 10 x 925
				ALT	UNTIL CHA-NO.: R5999999;R8999999;S2500015	AVX 10 x 913
				ALT	- AC	6 PK 1460
				ALT	+ AC	6 PK 1800
				ALT	MTR-CODE: 16LZ2; - AC	6 PK 1725
				ALT	MTR-CODE: 16LZ2; + AC	6 PK 1900
				CAM		ZRK 1292
				CAM		KT 1002
				W-P; CAM		KT 1002 W2

1.8 i 16V

1799 ccm	85 kW	C 18 XEL;X 18 XE	11.94 - 03.01	ALT	- AC	6 PK 1725
				ALT	+ AC	6 PK 1900
				CAM		ZRK 1291
				CAM		KT 1030
				CAM		KT 1030 W1

2.0 i

1998 ccm	85 kW	C 20 NE	03.93 - 10.94	ALT	+ AC; + PS	6 PK 1900
				ALT	+ PS; - AC	6 PK 1725
				CAM		ZRK 1023
				CAM	FROM MTR-NO: 14608701	KT 1027
				W-P; CAM	FROM MTR-NO: 14608701	KT 1027 W1

ASTRA F Van (55_)

1.4 i

1389 ccm	44 kW	C 14 NZ	10.91 - 01.99	ALT	FROM: 09.92; MOD: Van; + PS; - AC	6 PK 1460
				ALT	MOD: Van; + AC; + PS	6 PK 1800
				ALT	UNTIL: 08.92; MOD: Van; + PS; - AC	5 PK 985
				CAM		ZRK 1292
				CAM		KT 1002
				W-P; CAM		KT 1002 W2

1.6 i

1598 ccm	55 kW	C 16 NZ	10.91 - 04.93	ALT	FROM CHA-NO.: R5999999;R8999999;S2500015	AVX 10 x 925
				ALT	UNTIL CHA-NO.: R5999999;R8999999;S2500015	AVX 10 x 913
				ALT	FROM: 09.92; MOD: Van; + PS; - AC	6 PK 1460
				ALT	MOD: Van; + AC; + PS	6 PK 1800
				ALT	UNTIL: 08.92; MOD: Van; + PS; - AC	5 PK 985
				CAM		ZRK 1292
				CAM		KT 1002
				W-P; CAM		KT 1002 W2

1.6 i

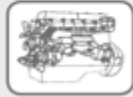
1598 ccm	52 kW	X 16 SZ	02.93 - 07.96	ALT	FROM CHA-NO.: R5999999;R8999999;S2500015	AVX 10 x 925
				ALT	UNTIL CHA-NO.: R5999999;R8999999;S2500015	AVX 10 x 913
				ALT	FROM: 06.93; MOD: Van; + AC; + PS	6 PK 1800
				ALT	FROM: 06.93; MOD: Van; + PS; - AC	6 PK 1460
				CAM		ZRK 1292
				CAM		KT 1002
				W-P; CAM		KT 1002 W2

1.7 D

1700 ccm	42 kW	17 D	12.91 - 09.92	CAM	FROM MTR-NO: 14363651	ZRK 1025
				CAM	UNTIL MTR-NO: 14363650	ZRK 1015
				CAM	UNTIL MTR-NO: 14363650; MTR-TYP: Opel	KT 1023
				W-P; CAM	UNTIL MTR-NO: 14363651	KT 1023 W1

1.7 D

1700 ccm	44 kW	17 DR	07.92 - 01.99	CAM	FROM MTR-NO: [14/25] 363652	ZRK 1025
				CAM	UNTIL MTR-NO: [14/25] 363651	ZRK 1015
				CAM	MTR-TYP: Opel	KT 1077
				W-P; CAM	FROM MTR-NO: 1436352	KT 1077 W1



OPEL

ASTRA F Van (55_)

1.7 TD

1700 ccm	50 kW	X 17 DTL	08.94 - 01.99	CAM CAM W-P; CAM	MTR-TYP: Opel	ZRK 1025 KT 1077 KT 1077 W1
----------	-------	----------	---------------	------------------------	---------------	-----------------------------------

ASTRA F CLASSIC CC

1.4 i

1389 ccm	44 kW	X 14 NZ	01.98 - 08.02	ALT CAM CAM W-P; CAM	MOD: Classic; + PS	6 PK 1460 ZRK 1292 KT 1002 KT 1002 W2
----------	-------	---------	---------------	-------------------------------	--------------------	--

1.4 i

1389 ccm	66 kW	X 14 XE	03.98 - 08.00	CAM CAM CAM		ZRK 1024 KT 1024 KT 1024 W1
----------	-------	---------	---------------	-------------------	--	-----------------------------------

1.6 i

1598 ccm	55 kW	X 16 SZR	01.98 - 08.02	ALT CAM CAM W-P; CAM	MOD: Classic; + PS	6 PK 1460 ZRK 1292 KT 1002 KT 1002 W2
----------	-------	----------	---------------	-------------------------------	--------------------	--

1.6 i 16V

1598 ccm	74 kW	X 16 XEL	01.98 - 08.02	ALT ALT ALT CAM CAM	MOD: Classic; - AC; - PS MOD: Classic; + AC MOD: Classic; + PS; - AC	6 PK 894 6 PK 1800 6 PK 1530 ZRK 1292 KT 1002
----------	-------	----------	---------------	---------------------------------	--	---

1.7 TD

1699 ccm	50 kW	X 17 DTL	03.98 - 08.00	W-P; CAM		KT 1077 W1
----------	-------	----------	---------------	----------	--	------------

ASTRA F CLASSIC Stufenheck

1.4 i

1389 ccm	44 kW	X 14 NZ	01.98 - 08.02	ALT CAM CAM W-P; CAM	MOD: Classic; + PS	6 PK 1460 ZRK 1292 KT 1002 KT 1002 W2
----------	-------	---------	---------------	-------------------------------	--------------------	--

1.6 i

1598 ccm	55 kW	X 16 SZR	01.98 - 08.02	ALT CAM CAM W-P; CAM	MOD: Classic; + PS	6 PK 1460 ZRK 1292 KT 1002 KT 1002 W2
----------	-------	----------	---------------	-------------------------------	--------------------	--

1.6 i 16V

1598 ccm	74 kW	X 16 XEL	01.98 - 08.02	ALT ALT ALT CAM CAM	MOD: Classic; - AC; - PS MOD: Classic; + AC MOD: Classic; + PS; - AC	6 PK 894 6 PK 1800 6 PK 1530 ZRK 1292 KT 1002
----------	-------	----------	---------------	---------------------------------	--	---

ASTRA F CLASSIC Caravan

1.4 i

1389 ccm	44 kW	X 14 NZ	01.98 - 01.05	ALT CAM CAM W-P; CAM	MOD: Classic; + PS	6 PK 1460 ZRK 1292 KT 1002 KT 1002 W2
----------	-------	---------	---------------	-------------------------------	--------------------	--

1.6 i

1598 ccm	55 kW	X 16 SZR	01.98 - 01.05	ALT CAM CAM W-P; CAM	MOD: Classic; + PS	6 PK 1460 ZRK 1292 KT 1002 KT 1002 W2
----------	-------	----------	---------------	-------------------------------	--------------------	--

1.6 i 16V

1598 ccm	74 kW	X 16 XEL	01.98 - 01.05	ALT ALT ALT CAM CAM	MOD: Classic; - AC; - PS MOD: Classic; + AC MOD: Classic; + PS; - AC	6 PK 894 6 PK 1800 6 PK 1530 ZRK 1292 KT 1002
----------	-------	----------	---------------	---------------------------------	--	---

ASTRA G CC (F48_, F08_)

1.2 16V

1199 ccm	48 kW	X 12 XE	02.98 - 09.00	ALT	- AC	5 PK 1230
----------	-------	---------	---------------	-----	------	-----------


OPEL
ASTRA G CC (F48_, F08_)

1.2 16V						
1199 ccm	48 kW	X 12 XE	02.98 - 09.00	ALT	+ AC	5 PK 1355
1.2 16V						
1199 ccm	55 kW	Z 12 XE	09.00 - 01.05	ALT	- AC	5 PK 1230
				ALT	+ AC	5 PK 1355
1.4						
1364 ccm	66 kW	Z 14 XEP	09.07 - 12.09	ALT		5 PK 1355
1.4 16V						
1389 ccm	66 kW	X 14 XE;Z 14 XE	02.98 - 01.05	ALT	- AC	5 PK 940
				ALT	+ AC	5 PK 1210
				CAM		ZRK 1026
				CAM	FROM MTR-NO: 02HL5118;20041691	KT 1207
				CAM	UNTIL MTR-NO: 02HL5117;20041690	KT 1329
				CAM	FROM MTR-NO: 02HL5118;20041691; UNTIL MTR-NO: 02MV7224;20U75998	KT 1207 W3
				CAM	FROM MTR-NO: 02MV7225;20U75999	KT 1207 W1
1.6						
1598 ccm	55 kW	X 16 SZR	02.98 - 09.00	ALT	- AC	5 PK 940
				ALT	+ AC	5 PK 1210
				CAM		ZRK 1292
				CAM		KT 1002
				CAM	FROM MTR-NO: 02MZ5254	KT 1002 W1
				W-P; CAM	UNTIL MTR-NO: 02MZ5253	KT 1002 W2
1.6						
1598 ccm	62 kW	Z 16 SE	09.00 - 01.05	ALT	- AC	5 PK 940
				ALT	+ AC	5 PK 1210
				CAM		ZRK 1292
				CAM		KT 1002
				CAM	FROM MTR-NO: 02MZ5254;20U75999	KT 1002 W1
				W-P; CAM	UNTIL MTR-NO: 02MZ5253;20U75998	KT 1002 W2
1.6						
1598 ccm	70 kW	Z 16 YNG	06.02 - 03.04	ALT	- AC	5 PK 940
				ALT	+ AC	5 PK 1210
1.6 16V						
1598 ccm	74 kW	C 16 SEL;X 16 XEL;Z 16 XE	02.98 - 01.05	ALT	FROM: 06.02; MTR-CODE: Z16XE; - AC	5 PK 940
				ALT	FROM: 06.02; MTR-CODE: Z16XE; + AC	5 PK 1210
				ALT	MTR-CODE: X16XEL;Z16XE; - AC	5 PK 940
				ALT	MTR-CODE: X16XEL;Z16XE; + AC	5 PK 1210
				CAM		ZRK 1026
				CAM	FROM MTR-NO: 02HL5118;20041691	KT 1207
				CAM	UNTIL MTR-NO: 02HL5117;20041690	KT 1329
				CAM	FROM MTR-NO: 02HL5118;20041691; UNTIL MTR-NO: 02MV7224;20U75998	KT 1207 W3
				CAM	FROM MTR-NO: 02MV7225;20U75999	KT 1207 W1
1.6						
1598 ccm	76 kW	Z 16 XEP	12.02 - 12.09	ALT	- AC	5 PK 1450
				ALT	+ AC	5 PK 1545
				CAM		ZRK 1455
				CAM		KT 1405
				W-P; CAM		KT 1405 W1
1.8 16V						
1796 ccm	85 kW	X 18 XE1	02.98 - 09.00	ALT	- AC	5 PK 940
				ALT	+ AC	5 PK 1210
				CAM		ZRK 1026
				CAM	FROM MTR-NO: 02HL5118;20041691	KT 1207
				CAM	UNTIL MTR-NO: 02HL5117;20041690	KT 1329
				CAM	FROM MTR-NO: 02HL5118;20041691	KT 1207 W2
1.8 16V						
1796 ccm	92 kW	Z 18 XE	09.00 - 01.05	ALT	- AC	5 PK 940
				ALT	+ AC	5 PK 1210
				CAM		ZRK 1026
				CAM	FROM MTR-NO: 02HL5118;20041691	KT 1207
				CAM	UNTIL MTR-NO: 02HL5117;20041690	KT 1329
				CAM	FROM MTR-NO: 02HL5118;20041691	KT 1207 W2
2.0 16V						
1998 ccm	100 kW	C 20 SEL;X 20 XEV	02.98 - 01.05	ALT	- AC	5 PK 940
				ALT	+ AC	5 PK 1680



OPEL

ASTRA G CC (F48_, F08_)

2.0 16V

1998 ccm	100 kW	C 20 SEL;X 20 XEV	02.98 - 01.05	CAM CAM		ZRK 1330 KT 1323
----------	--------	-------------------	---------------	------------	--	---------------------

2.0 16V OPC

1998 ccm	118 kW	X 20 XER	11.99 - 09.02	ALT ALT CAM CAM	- AC + AC	5 PK 940 5 PK 1680 ZRK 1330 KT 1385
----------	--------	----------	---------------	--------------------------	--------------	--

2.0 OPC

1998 ccm	141 kW	Z 20 LET	09.02 - 01.05	ALT CAM CAM	UNTIL: 12.03	5 PK 1680 ZRK 1330 KT 1385
----------	--------	----------	---------------	-------------------	--------------	----------------------------------

2.0 OPC

1998 ccm	147 kW	Z 20 LET	11.02 - 01.05	ALT CAM CAM	UNTIL: 12.03	5 PK 1680 ZRK 1330 KT 1385
----------	--------	----------	---------------	-------------------	--------------	----------------------------------

2.2 16V

2198 ccm	108 kW	Z 22 SE	03.01 - 01.05	ALT ALT	- AC + AC	5 PK 880 5 PK 1030
----------	--------	---------	---------------	------------	--------------	-----------------------

1.7 DTI 16V

1686 ccm	55 kW	Y 17 DT	02.00 - 01.05	ALT ALT CAM CAM	- AC + AC	6 PK 1250 6 PK 1590 ZRK 1081 KT 1465
----------	-------	---------	---------------	--------------------------	--------------	---

1.7 CDTI

1686 ccm	59 kW	Z 17 DTL	04.03 - 01.05	ALT ALT CAM CAM	- AC + AC	6 PK 1275 6 PK 1605 ZRK 1440 KT 1443
----------	-------	----------	---------------	--------------------------	--------------	---

1.7 TD

1700 ccm	50 kW	X 17 DTL	02.98 - 08.00	ALT AC-C CAM CAM W-P; CAM	MTR-TYP: Opel	AVX 10 x 925 4 PK 884 ZRK 1025 KT 1077 KT 1077 W1
----------	-------	----------	---------------	---------------------------------------	---------------	---

2.0 DI

1995 ccm	60 kW	X 20 DTL;Y 20 DTL	02.98 - 01.05	ALT ALT	- AC + AC	6 PK 1800 6 PK 1870
----------	-------	-------------------	---------------	------------	--------------	------------------------

2.0 DTI 16V

1995 ccm	74 kW	X 20 DTH;Y 20 DTH	08.99 - 01.05	ALT ALT	- AC + AC	6 PK 1800 6 PK 1870
----------	-------	-------------------	---------------	------------	--------------	------------------------

2.2 DTI

2172 ccm	92 kW	Y 22 DTR	09.02 - 01.05	ALT ALT	- AC + AC	6 PK 1800 6 PK 1870
----------	-------	----------	---------------	------------	--------------	------------------------

ASTRA G Stufenheck (F69_)

1.2 16V

1199 ccm	48 kW	X 12 XE	09.98 - 09.00	ALT ALT	- AC + AC	5 PK 1230 5 PK 1355
----------	-------	---------	---------------	------------	--------------	------------------------

1.2 16V

1199 ccm	55 kW	Z 12 XE	09.00 - 01.05	ALT ALT	- AC + AC	5 PK 1230 5 PK 1355
----------	-------	---------	---------------	------------	--------------	------------------------

1.4

1364 ccm	66 kW	Z 14 XEP	09.07 - 12.09	ALT		5 PK 1355
----------	-------	----------	---------------	-----	--	-----------

1.4 16V

1389 ccm	66 kW	X 14 XE;Z 14 XE	09.98 - 01.05	ALT ALT CAM CAM CAM CAM CAM	- AC + AC	5 PK 940 5 PK 1210 ZRK 1026 KT 1207 KT 1329 KT 1207 W3
					FROM MTR-NO: 02HL5118;20041691	KT 1207 W1
					UNTIL MTR-NO: 02HL5117;20041690	
					FROM MTR-NO: 02HL5118;20041691; UNTIL MTR-NO: 02MV7224;20U75998	
					FROM MTR-NO: 02MV7225;20U75999	

1.6

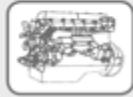
1598 ccm	55 kW	X 16 SZR	09.98 - 09.00	ALT ALT	- AC + AC	5 PK 940 5 PK 1210
----------	-------	----------	---------------	------------	--------------	-----------------------



OPEL

ASTRA G Stufenheck (F69_)

1.6						
1598 ccm	55 kW	X 16 SZR	09.98 - 09.00	CAM		ZRK 1292
				CAM		KT 1002
				CAM	FROM MTR-NO: 02MZ5254	KT 1002 W1
				W-P; CAM	UNTIL MTR-NO: 02MZ5253	KT 1002 W2
1.6						
1598 ccm	62 kW	Z 16 SE	09.00 - 01.05	ALT	- AC	5 PK 940
				ALT	+ AC	5 PK 1210
				CAM		ZRK 1292
				CAM		KT 1002
				CAM	FROM MTR-NO: 02MZ5254;20U75999	KT 1002 W1
				W-P; CAM	UNTIL MTR-NO: 02MZ5253;20U75998	KT 1002 W2
1.6 16V						
1598 ccm	74 kW	X 16 XEL;Z 16 XE	09.98 - 01.05	ALT	FROM: 09.00; MTR-CODE: Z16XE; - AC	5 PK 940
				ALT	FROM: 09.00; MTR-CODE: Z16XE; + AC	5 PK 1210
				CAM		ZRK 1026
				CAM	FROM MTR-NO: 02HL5118;20041691	KT 1207
				CAM	UNTIL MTR-NO: 02HL5117;20041690	KT 1329
				CAM	FROM MTR-NO: 02HL5118;20041691; UNTIL MTR-NO: 02MV7224;20U75998	KT 1207 W3
				CAM	FROM MTR-NO: 02MV7225;20U75999	KT 1207 W1
1.6						
1598 ccm	76 kW	Z 16 XEP	12.02 - 01.05	ALT	- AC	5 PK 1450
				ALT	+ AC	5 PK 1545
				CAM		ZRK 1455
				CAM		KT 1405
				W-P; CAM		KT 1405 W1
1.8 16V						
1796 ccm	85 kW	X 18 XE1	09.98 - 09.00	ALT	- AC	5 PK 940
				ALT	+ AC	5 PK 1210
				CAM		ZRK 1026
				CAM	FROM MTR-NO: 02HL5118;20041691	KT 1207
				CAM	UNTIL MTR-NO: 02HL5117;20041690	KT 1329
				CAM	FROM MTR-NO: 02HL5118;20041691	KT 1207 W2
1.8 16V						
1796 ccm	92 kW	Z 18 XE	09.00 - 01.05	ALT	- AC	5 PK 940
				ALT	+ AC	5 PK 1210
				CAM		ZRK 1026
				CAM	FROM MTR-NO: 02HL5118;20041691	KT 1207
				CAM	UNTIL MTR-NO: 02HL5117;20041690	KT 1329
				CAM	FROM MTR-NO: 02HL5118;20041691	KT 1207 W2
2.0 16V						
1998 ccm	100 kW	X 20 XEV	09.98 - 01.05	ALT	- AC	5 PK 940
				ALT	+ AC	5 PK 1680
				CAM		ZRK 1330
				CAM		KT 1323
2.2 16V						
2198 ccm	108 kW	Z 22 SE	03.01 - 01.05	ALT	- AC	5 PK 880
				ALT	+ AC	5 PK 1030
1.7 DTI 16V						
1686 ccm	55 kW	Y 17 DT	02.00 - 01.05	ALT	FROM: 09.00; - AC	6 PK 1250
				ALT	FROM: 09.00; + AC	6 PK 1590
				CAM		ZRK 1081
				CAM	AU; FROM MTR-NO: 328705	KT 1465
1.7 CDTI						
1686 ccm	59 kW	Z 17 DTL	04.03 - 01.05	ALT	- AC	6 PK 1275
				ALT	+ AC	6 PK 1605
				CAM		ZRK 1440
				CAM		KT 1443
1.7 TD						
1700 ccm	50 kW	X 17 DTL	09.98 - 08.00	ALT		AVX 10 x 925
				AC-C		4 PK 884
				CAM		ZRK 1025
				CAM	MTR-TYP: Opel	KT 1077
				W-P; CAM		KT 1077 W1
2.0 DI						
1995 ccm	60 kW	X 20 DTL;Y 20 DTL	09.98 - 01.05	ALT	FROM: 09.99; - AC	6 PK 1800



OPEL

ASTRA G Stufenheck (F69_)

2.0 DI

1995 ccm 60 kW X 20 DTL;Y 20 DTL 09.98 - 01.05 ALT FROM: 09.99; + AC 6 PK 1870

2.0 DTI 16V

1995 ccm 74 kW X 20 DTH;Y 20 DTH 08.99 - 01.05 ALT FROM: 09.00; - AC 6 PK 1800
ALT FROM: 09.00; + AC 6 PK 1870

2.2 DTI

2172 ccm 92 kW Y 22 DTR 09.02 - 01.05 ALT - AC 6 PK 1800
ALT + AC 6 PK 1870

ASTRA G Caravan (F35_)

1.2 16V

1199 ccm 48 kW X 12 XE 02.98 - 09.00 ALT - AC 5 PK 1230
ALT + AC 5 PK 1355

1.2 16V

1199 ccm 55 kW Z 12 XE 09.00 - 07.04 ALT - AC 5 PK 1230
ALT + AC 5 PK 1355

1.4

1364 ccm 66 kW Z 14 XEP 09.07 - 12.09 ALT 5 PK 1355

1.4 16V

1389 ccm 66 kW X 14 XE;Z 14 XE 06.98 - 07.04 ALT - AC 5 PK 940
ALT + AC 5 PK 1210
CAM ZRK 1026
CAM FROM MTR-NO: 02HL5118;20041691 KT 1207
CAM UNTIL MTR-NO: 02HL5117;20041690 KT 1329
CAM FROM MTR-NO: 02HL5118;20041691; UNTIL MTR-NO: 02MV7224;20U75998 KT 1207 W3
CAM FROM MTR-NO: 02MV7225;20U75999 KT 1207 W1

1.6

1598 ccm 55 kW X 16 SZR 02.98 - 09.00 ALT - AC 5 PK 940
ALT + AC 5 PK 1210
CAM ZRK 1292
CAM KT 1002
CAM FROM MTR-NO: 02MZ5254 KT 1002 W1

1.6

1598 ccm 62 kW Z 16 SE 09.00 - 07.04 ALT - AC 5 PK 940
ALT + AC 5 PK 1210
CAM ZRK 1292
CAM KT 1002
CAM FROM MTR-NO: 02MZ5254;20U75999 KT 1002 W1
W-P; CAM UNTIL MTR-NO: 02MZ5253;20U75998 KT 1002 W2

1.6 CNG

1598 ccm 71 kW Z 16 YNG 03.03 - 07.04 ALT - AC 5 PK 940
ALT + AC 5 PK 1210
CAM ZRK 1026
CAM KT 1207
CAM KT 1207 W1

1.6 16V

1598 ccm 74 kW X 16 XEL;Z 16 XE 02.98 - 07.04 ALT - AC 5 PK 940
ALT + AC 5 PK 1210
CAM ZRK 1026
CAM FROM MTR-NO: 02HL5118;20041691 KT 1207
CAM UNTIL MTR-NO: 02HL5117;20041690 KT 1329
CAM FROM MTR-NO: 02HL5118;20041691; UNTIL MTR-NO: 02MV7224;20U75998 KT 1207 W3
CAM FROM MTR-NO: 02MV7225;20U75999 KT 1207 W1

1.6

1598 ccm 76 kW Z 16 XEP 12.02 - 07.09 ALT - AC 5 PK 1450
ALT + AC 5 PK 1545
CAM ZRK 1455
CAM KT 1405
W-P; CAM KT 1405 W1

1.8 16V

1796 ccm 85 kW X 18 XE1 02.98 - 09.00 ALT - AC 5 PK 940
ALT + AC 5 PK 1210
CAM ZRK 1026
CAM FROM MTR-NO: 02HL5118;20041691 KT 1207
CAM UNTIL MTR-NO: 02HL5117;20041690 KT 1329



OPEL

ASTRA G Caravan (F35_)

1.8 16V						
1796 ccm	85 kW	X 18 XE1	02.98 - 09.00	CAM	FROM MTR-NO: 02HL5118;20041691	KT 1207 W2
1.8 16V						
1796 ccm	92 kW	Z 18 XE	09.00 - 07.04	ALT	- AC	5 PK 940
				ALT	+ AC	5 PK 1210
				CAM		ZRK 1026
				CAM	FROM MTR-NO: 02HL5118;20041691	KT 1207
				CAM	UNTIL MTR-NO: 02HL5117;20041690	KT 1329
				CAM	FROM MTR-NO: 02HL5118;20041691	KT 1207 W2
2.0 16V						
1998 ccm	100 kW	X 20 XEV	02.98 - 07.04	ALT	- AC	5 PK 940
				ALT	+ AC	5 PK 1680
				CAM		ZRK 1330
				CAM		KT 1323
2.0 OPC						
1998 ccm	141 kW	Z 20 LET	09.02 - 07.04	ALT		5 PK 1680
				CAM		ZRK 1330
				CAM	UNTIL: 12.03	KT 1385
2.0 OPC						
1998 ccm	147 kW	Z 20 LET	11.02 - 07.04	ALT		5 PK 1680
				CAM		ZRK 1330
				CAM	UNTIL: 12.03	KT 1385
2.2 16V						
2198 ccm	108 kW	Z 22 SE	03.01 - 07.04	ALT	- AC	5 PK 880
				ALT	+ AC	5 PK 1030
1.7 DTI 16V						
1686 ccm	55 kW	Y 17 DT	02.00 - 07.04	ALT	- AC	6 PK 1250
				ALT	+ AC	6 PK 1590
				CAM		ZRK 1081
				CAM	FROM MTR-NO: 328705; AU	KT 1465
1.7 CDTI						
1686 ccm	59 kW	Z 17 DTL	04.03 - 07.09	ALT	- AC	6 PK 1275
				ALT	+ AC	6 PK 1605
				CAM		ZRK 1440
				CAM	MTR-CODE: Z17DTL	KT 1443
1.7 TD						
1700 ccm	50 kW	X 17 DTL	02.98 - 08.00	ALT		AVX 10 x 925
				AC-C		4 PK 884
				CAM		ZRK 1025
				CAM	MTR-TYP: Opel	KT 1077
				W-P; CAM		KT 1077 W1
2.0 DI						
1995 ccm	60 kW	X 20 DTL;Y 20 DTL	02.98 - 07.04	ALT	- AC	6 PK 1800
				ALT	+ AC	6 PK 1870
2.0 DTI 16V						
1995 ccm	74 kW	X 20 DTH;Y 20 DTH	08.99 - 07.04	ALT	FROM: 09.00; - AC	6 PK 1800
				ALT	FROM: 09.00; + AC	6 PK 1870
2.2 DTI						
2172 ccm	92 kW	Y 22 DTR	09.02 - 07.04	ALT	- AC	6 PK 1800
				ALT	+ AC	6 PK 1870

ASTRA G Coupe (F07_)

1.6 16V						
1598 ccm	76 kW	Z 16 XEP	03.00 - 05.05	ALT	FROM: 02.04; - AC	5 PK 1450
				ALT	FROM: 02.04; + AC	5 PK 1545
				CAM		ZRK 1455
				CAM		KT 1405
				W-P; CAM		KT 1405 W1
1.8 16V						
1796 ccm	85 kW	X 18 XE1	03.00 - 10.00	ALT	- AC	5 PK 940
				ALT	+ AC	5 PK 1210
				CAM		ZRK 1026
				CAM	FROM MTR-NO: 02HL5118;20041691	KT 1207
				CAM	UNTIL MTR-NO: 02HL5117;20041690	KT 1329
				CAM	FROM MTR-NO: 02HL5118;20041691	KT 1207 W2



OPEL

ASTRA G Coupe (F07_)

1.8 16V

1796 ccm	92 kW	Z 18 XE	09.00 - 05.05	ALT	- AC	5 PK 940
				ALT	+ AC	5 PK 1210
				CAM		ZRK 1026
				CAM	FROM MTR-NO: 02HL5118;20041691	KT 1207
				CAM	UNTIL MTR-NO: 02HL5117;20041690	KT 1329
				CAM	FROM MTR-NO: 02HL5118;20041691	KT 1207 W2

2.0 16V Turbo

1998 ccm	140 kW	Z 20 LET	09.00 - 08.01	ALT		5 PK 1680
				CAM		ZRK 1330
				CAM		KT 1385

2.0 16V Turbo

1998 ccm	141 kW	Z 20 LET	08.01 - 05.05	ALT		5 PK 1680
				CAM		ZRK 1330
				CAM	UNTIL: 12.03	KT 1385

2.0 16V Turbo

1998 ccm	147 kW	Z 20 LET	11.02 - 05.05	ALT		5 PK 1680
				CAM		ZRK 1330
				CAM	UNTIL: 12.03	KT 1385

2.2 16V

2198 ccm	108 kW	Z 22 SE	09.00 - 05.05	ALT	- AC	5 PK 880
				ALT	+ AC	5 PK 1030

2.2 DTI

2172 ccm	92 kW	Y 22 DTR	09.02 - 05.05	ALT	FROM: 03.03; - AC	6 PK 1800
				ALT	FROM: 03.03; + AC	6 PK 1870

ASTRA G Cabriolet

1.6 16V

1598 ccm	74 kW	Z 16 XE	03.01 - 10.05	ALT	- AC	5 PK 940
				ALT	+ AC	5 PK 1210
				CAM		ZRK 1026
				CAM	FROM MTR-NO: 02HL5118;20041691	KT 1207
				CAM	UNTIL MTR-NO: 02HL5117;20041690	KT 1329
				CAM	FROM MTR-NO: 02HL5118;20041691; UNTIL MTR-NO: 02MV7224;20U75998	KT 1207 W3
				CAM	FROM MTR-NO: 02MV7225;20U75999	KT 1207 W1

1.6

1598 ccm	76 kW	Z 16 XEP	01.03 - 10.05	ALT	FROM: 10.03; - AC	5 PK 1450
				ALT	FROM: 10.03; + AC	5 PK 1545
				CAM		ZRK 1455
				CAM		KT 1405
				W-P; CAM		KT 1405 W1

1.8 16V

1796 ccm	92 kW	Z 18 XE	03.01 - 10.05	ALT	- AC	5 PK 940
				ALT	+ AC	5 PK 1210
				CAM		ZRK 1026
				CAM	FROM MTR-NO: 02HL5118;20041691	KT 1207
				CAM	UNTIL MTR-NO: 02HL5117;20041690	KT 1329
				CAM	FROM MTR-NO: 02HL5118;20041691	KT 1207 W2

2.0 OPC

1998 ccm	141 kW	Z 20 LET	03.02 - 10.05	ALT		5 PK 1680
				CAM		ZRK 1330
				CAM	UNTIL: 12.03	KT 1385

2.0 16V Turbo

1998 ccm	147 kW	Z 20 LET	11.02 - 10.05	ALT		5 PK 1680
				CAM		ZRK 1330
				CAM	UNTIL: 12.03	KT 1385

2.2 16V

2198 ccm	108 kW	Z 22 SE	03.01 - 10.05	ALT	- AC	5 PK 880
				ALT	+ AC	5 PK 1030

2.2 DTI

2172 ccm	92 kW	Y 22 DTR	09.02 - 10.05	ALT	FROM: 03.03; - AC	6 PK 1800
				ALT	FROM: 03.03; + AC	6 PK 1870

ASTRA G Kasten (F70)

1.6

1598 ccm	55 kW	X 16 SZR	01.99 - 09.00	ALT	MOD: Van; - AC	5 PK 940
----------	-------	----------	---------------	-----	----------------	----------



OPEL

ASTRA G Kasten (F70)

1.6

1598 ccm	55 kW	X 16 SZR	01.99 - 09.00	ALT CAM CAM CAM W-P; CAM	MOD: Van; + AC FROM MTR-NO: 02MZ5254 UNTIL MTR-NO: 02MZ5253	5 PK 1210 ZRK 1292 KT 1002 KT 1002 W1 KT 1002 W2
----------	-------	----------	---------------	--------------------------------------	---	--

1.6

1598 ccm	62 kW	Z 16 SE	09.00 - 04.05	ALT ALT CAM CAM CAM W-P; CAM	MOD: Van; - AC MOD: Van; + AC FROM MTR-NO: 02MZ5254;20U75999 UNTIL MTR-NO: 02MZ5253;20U75998	5 PK 940 5 PK 1210 ZRK 1292 KT 1002 KT 1002 W1 KT 1002 W2
----------	-------	---------	---------------	---	---	--

1.7 TD

1700 ccm	50 kW	X 17 DTL	01.99 - 04.05	ALT AC-C CAM CAM W-P; CAM	MOD: Van MTR-TYP: Opel	AVX 10 x 925 4 PK 884 ZRK 1025 KT 1077 KT 1077 W1
----------	-------	----------	---------------	---------------------------------------	-------------------------------	---

2.0 DI

1995 ccm	60 kW	X 20 DTL	01.99 - 04.05	ALT ALT	MOD: Van; - AC MOD: Van; + AC	6 PK 1800 6 PK 1870
----------	-------	----------	---------------	------------	----------------------------------	------------------------

ASTRA H

1.2

1229 ccm	59 kW	Z 12 XEP	08.05 -	ALT ALT	- AC + AC	5 PK 1230 5 PK 1355
----------	-------	----------	---------	------------	--------------	------------------------

1.4

1364 ccm	66 kW	Z 14 XEP	03.04 -	ALT ALT	- AC + AC	5 PK 1230 5 PK 1355
----------	-------	----------	---------	------------	--------------	------------------------

1.6

1598 ccm	77 kW	Z 16 XEP	03.04 -	ALT ALT CAM CAM W-P; CAM	- AC + AC	5 PK 1450 5 PK 1545 ZRK 1455 KT 1405 KT 1405 W1
----------	-------	----------	---------	--------------------------------------	--------------	---

1.6

1598 ccm	85 kW	A 16 XER;Z 16 XER	12.06 -	ALT ALT CAM CAM W-P; CAM	- AC + AC	5 PK 1450 5 PK 1545 ZRK 1455 KT 1405 KT 1405 W1
----------	-------	-------------------	---------	--------------------------------------	--------------	---

1.6 Turbo

1598 ccm	132 kW	Z 16 LET	02.07 -	ALT ALT CAM CAM W-P; CAM	- AC + AC	5 PK 1450 5 PK 1545 ZRK 1455 KT 1405 KT 1405 W1
----------	--------	----------	---------	--------------------------------------	--------------	---

1.8

1796 ccm	92 kW	Z 18 XE	03.04 -	ALT ALT CAM CAM CAM	- AC + AC	5 PK 940 5 PK 1210 ZRK 1026 KT 1207 KT 1207 W2
----------	-------	---------	---------	---------------------------------	--------------	--

1.8

1796 ccm	103 kW	A 18 XER;Z 18 XER	01.06 -	ALT ALT CAM CAM W-P; CAM	- AC + AC	5 PK 1450 5 PK 1545 ZRK 1455 KT 1405 KT 1405 W1
----------	--------	-------------------	---------	--------------------------------------	--------------	---

2.0 Turbo

1998 ccm	125 kW	Z 20 LEL	03.04 -	ALT CAM CAM		5 PK 1680 ZRK 1330 KT 1468
----------	--------	----------	---------	-------------------	--	----------------------------------

2.0 Turbo

1998 ccm	147 kW	Z 20 LER	09.04 -	ALT CAM		5 PK 1680 ZRK 1330
----------	--------	----------	---------	------------	--	-----------------------



OPEL

ASTRA H

2.0 Turbo

1998 ccm 147 kW Z 20 LER 09.04 - CAM KT 1468

2.0 Turbo

1998 ccm 177 kW Z 20 LEH 03.05 - ALT FROM: 11.05 5 PK 1680
CAM ZRK 1330
CAM KT 1468

1.3 CDTI

1248 ccm 66 kW Z 13 DTH 08.05 - ALT - AC 6 PK 1185
ALT + AC 6 PK 1310

1.7 CDTI

1686 ccm 59 kW Z 17 DTL 03.04 - ALT - AC 6 PK 1275
ALT + AC 6 PK 1625
CAM ZRK 1440
CAM KT 1443

1.7 CDTI

1686 ccm 74 kW Z 17 DTH 03.04 - ALT - AC 6 PK 1275
ALT + AC 6 PK 1625
CAM ZRK 1440
CAM KT 1443

1.7 CDTI

1686 ccm 81 kW A 17 DTJ;Z 17 DTJ 02.07 - ALT - AC 6 PK 1250
ALT + AC 6 PK 1605
CAM ZRK 1081
CAM KT 1491

1.7 CDTI

1686 ccm 92 kW A 17 DTR;Z 17 DTR 02.07 - ALT - AC 6 PK 1250
ALT + AC 6 PK 1605
CAM ZRK 1081
CAM KT 1491

1.9 CDTI

1910 ccm 74 kW Z 19 DTL 09.05 - ALT - AC 6 PK 1055
ALT UNTIL CHA-NO.: 72156708;75189052; + AC 6 PK 1370
ALT UNTIL CHA-NO.: 78104400; + AC 6 PK 1370
CAM ZRK 1540
CAM KT 1426

1.9 CDTI 16V

1910 ccm 88 kW Z 19 DTJ 04.04 - ALT - AC 6 PK 1055
ALT FROM: 08.05; - AC 6 PK 1055
ALT FROM: 08.05; UNTIL CHA-NO.: 72156708;75189052; + AC 6 PK 1370
ALT FROM: 08.05; UNTIL CHA-NO.: 78104400; + AC 6 PK 1370
ALT UNTIL CHA-NO.: 72156708;75189052; + AC 6 PK 1370
ALT UNTIL CHA-NO.: 78104400; + AC 6 PK 1370
CAM MTR-CODE: Z19DTH;Z19DTJ ZRK 1466
CAM MTR-CODE: Z19DTH;Z19DTJ KT 1400
CAM MTR-CODE: Z19DTJ;Z19DTH KT 1535 W1
W-P; CAM KT 1400 W1

1.9 CDTI

1910 ccm 88 kW Z 19 DT 06.04 - ALT - AC 6 PK 1055
ALT UNTIL CHA-NO.: 72156708;75189052; + AC 6 PK 1370
ALT UNTIL CHA-NO.: 78104400; + AC 6 PK 1370
CAM ZRK 1540
CAM KT 1426

1.9 CDTI

1910 ccm 110 kW Z 19 DTH 09.04 - ALT - AC 6 PK 1055
ALT UNTIL CHA-NO.: 72156708;75189052; + AC 6 PK 1370
ALT UNTIL CHA-NO.: 78104400; + AC 6 PK 1370
CAM ZRK 1466
CAM KT 1400
W-P; CAM KT 1400 W1
W-P; CAM + G-PUL; MTR-CODE: Z19DTH KT 1535 W1

ASTRA H Stufenheck

1.6

1598 ccm 85 kW Z 16 XER 02.07 - ALT - AC 5 PK 1450
ALT + AC 5 PK 1545
W-P; CAM KT 1405 W1



OPEL

ASTRA H Stufenheck

1.8

1796 ccm	103 kW	A 18 XER; Z 18 XER	02.07 -	ALT ALT CAM CAM W-P; CAM	- AC + AC	5 PK 1450 5 PK 1545 ZRK 1455 KT 1405 KT 1405 W1
----------	--------	--------------------	---------	--------------------------------------	--------------	---

1.3 CDTi

1248 ccm	66 kW	Z 13 DTH	02.07 -	ALT ALT	- AC + AC	6 PK 1185 6 PK 1310
----------	-------	----------	---------	------------	--------------	------------------------

1.7 CDTi

1686 ccm	74 kW	Z 17 DTH	02.07 -	ALT ALT	- AC + AC	6 PK 1275 6 PK 1625
----------	-------	----------	---------	------------	--------------	------------------------

1.7 CDTi

1686 ccm	81 kW	Z 17 DTJ	02.07 -	CAM		KT 1491
----------	-------	----------	---------	-----	--	---------

ASTRA H GTC

1.4

1364 ccm	66 kW	Z 14 XEP	03.05 -	ALT ALT	- AC + AC	5 PK 1230 5 PK 1355
----------	-------	----------	---------	------------	--------------	------------------------

1.2

1229 ccm	59 kW	Z 12 XEP	08.05 -	ALT ALT	- AC + AC	5 PK 1230 5 PK 1355
----------	-------	----------	---------	------------	--------------	------------------------

1.6

1598 ccm	77 kW	Z 16 XEP	03.05 -	ALT ALT CAM CAM W-P; CAM	- AC + AC	5 PK 1450 5 PK 1545 ZRK 1455 KT 1405 KT 1405 W1
----------	-------	----------	---------	--------------------------------------	--------------	---

1.6

1598 ccm	85 kW	Z 16 XER	12.06 -	ALT ALT CAM CAM W-P; CAM	- AC + AC	5 PK 1450 5 PK 1545 ZRK 1455 KT 1405 KT 1405 W1
----------	-------	----------	---------	--------------------------------------	--------------	---

1.6 Turbo

1598 ccm	132 kW	Z 16 LET	02.07 -	ALT ALT CAM CAM W-P; CAM	- AC + AC	5 PK 1450 5 PK 1545 ZRK 1455 KT 1405 KT 1405 W1
----------	--------	----------	---------	--------------------------------------	--------------	---

1.8

1796 ccm	92 kW	Z 18 XE	03.05 -	ALT ALT CAM	- AC + AC	5 PK 940 5 PK 1210 ZRK 1026
----------	-------	---------	---------	-------------------	--------------	-----------------------------------

1.8

1796 ccm	103 kW	Z 18 XER	01.06 -	ALT ALT CAM CAM W-P; CAM	- AC + AC	5 PK 1450 5 PK 1545 ZRK 1455 KT 1405 KT 1405 W1
----------	--------	----------	---------	--------------------------------------	--------------	---

2.0 Turbo

1998 ccm	125 kW	Z 20 LEL	03.05 -	ALT CAM CAM		5 PK 1680 ZRK 1330 KT 1468
----------	--------	----------	---------	-------------------	--	----------------------------------

2.0 Turbo

1998 ccm	147 kW	Z 20 LER	03.05 -	ALT CAM CAM		5 PK 1680 ZRK 1330 KT 1468
----------	--------	----------	---------	-------------------	--	----------------------------------

2.0 Turbo

1998 ccm	177 kW	Z 20 LEH	08.05 -	ALT CAM CAM		5 PK 1680 ZRK 1330 KT 1468
----------	--------	----------	---------	-------------------	--	----------------------------------

1.3 CDTI

1248 ccm	66 kW	Z 13 DTH	04.05 -	ALT ALT	FROM: 08.05; - AC FROM: 08.05; + AC	6 PK 1185 6 PK 1310
----------	-------	----------	---------	------------	--	------------------------



OPEL

ASTRA H GTC

1.7 CDTi

1686 ccm	59 kW	Z 17 DTL	03.05 -	ALT	- AC	6 PK 1275
				ALT	+ AC	6 PK 1625

1.7 CDTi

1686 ccm	74 kW	Z 17 DTH	03.05 -	ALT	- AC	6 PK 1275
				ALT	+ AC	6 PK 1625
				CAM		ZRK 1440
				CAM		KT 1443

1.7 CDTi

1686 ccm	81 kW	A 17 DTJ	02.07 -	ALT	- AC	6 PK 1250
				ALT	+ AC	6 PK 1605
				CAM		ZRK 1081
				CAM		KT 1491

1.7 CDTi

1686 ccm	92 kW	A 17 DTR	02.07 -	ALT	- AC	6 PK 1250
				ALT	+ AC	6 PK 1605
				CAM		ZRK 1081
				CAM		KT 1491

1.9 CDTi

1910 ccm	74 kW	Z 19 DTL	01.06 -	ALT	- AC	6 PK 1055
				ALT	UNTIL CHA-NO.: 72156708;75189052; + AC	6 PK 1370
				ALT	UNTIL CHA-NO.: 78104400; + AC	6 PK 1370
				CAM		ZRK 1540
				CAM		KT 1426

1.9 CDTi 16V

1910 ccm	88 kW	Z 19 DTJ	03.05 -	ALT	FROM: 08.05; - AC	6 PK 1055
				ALT	FROM: 08.05; UNTIL CHA-NO.: 72156708;75189052; + AC	6 PK 1370
				ALT	FROM: 08.05; UNTIL CHA-NO.: 78104400; + AC	6 PK 1370
				CAM		ZRK 1466
				CAM		KT 1400
				CAM	MTR-CODE: Z19DTJ	KT 1535 W1
				W-P; CAM		KT 1400 W1

1.9 CDTi

1910 ccm	88 kW	Z 19 DT	09.05 -	ALT	- AC	6 PK 1055
				ALT	UNTIL CHA-NO.: 72156708;75189052; + AC	6 PK 1370
				ALT	UNTIL CHA-NO.: 78104400; + AC	6 PK 1370
				CAM		ZRK 1540
				CAM		KT 1426

1.9 CDTi

1910 ccm	110 kW	Z 19 DTH	03.05 -	ALT	- AC	6 PK 1055
				ALT	UNTIL CHA-NO.: 72156708;75189052; + AC	6 PK 1370
				ALT	UNTIL CHA-NO.: 78104400; + AC	6 PK 1370
				CAM		ZRK 1466
				CAM		KT 1400
				CAM	MTR-CODE: Z19DTH	KT 1535 W1
				W-P; CAM		KT 1400 W1

ASTRA H Caravan

1.4

1364 ccm	66 kW	Z 14 XEP	08.04 -	ALT	- AC	5 PK 1230
				ALT	+ AC	5 PK 1355

1.6

1598 ccm	77 kW	Z 16 XEP	08.04 -	ALT	- AC	5 PK 1450
				ALT	+ AC	5 PK 1545
				CAM		ZRK 1455
				CAM		KT 1405
				W-P; CAM		KT 1405 W1

1.6

1598 ccm	85 kW	A 16 XER;Z 16 XER	12.06 -	ALT	- AC	5 PK 1450
				ALT	+ AC	5 PK 1545
				CAM		ZRK 1455
				CAM		KT 1405
				W-P; CAM		KT 1405 W1

1.6 LPG

1598 ccm	85 kW	Z 16 XER	08.09 -	W-P; CAM		KT 1405 W1
----------	-------	----------	---------	----------	--	------------



OPEL

ASTRA H Caravan

1.6 Turbo

1598 ccm	132 kW	Z 16 LET	02.07 -	ALT	- AC	5 PK 1450
				ALT	+ AC	5 PK 1545
				CAM		ZRK 1455
				CAM		KT 1405
				W-P; CAM		KT 1405 W1

1.8

1796 ccm	92 kW	Z 18 XE	08.04 -	ALT	- AC	5 PK 940
				ALT	+ AC	5 PK 1210
				CAM		ZRK 1026

1.8

1796 ccm	103 kW	A 18 XER;Z 18 XER	08.05 -	ALT	- AC	5 PK 1450
				ALT	+ AC	5 PK 1545
				CAM		ZRK 1455
				CAM		KT 1405
				W-P; CAM		KT 1405 W1

2.0 Turbo

1998 ccm	125 kW	Z 20 LEL	08.04 -	ALT		5 PK 1680
				CAM		ZRK 1330
				CAM		KT 1468

2.0 Turbo

1998 ccm	147 kW	Z 20 LER	09.04 -	ALT		5 PK 1680
				CAM		ZRK 1330
				CAM		KT 1468

1.3 CDTI

1248 ccm	66 kW	Z 13 DTH	08.05 -	ALT	- AC	6 PK 1185
				ALT	+ AC	6 PK 1310

1.7 CDTI

1686 ccm	59 kW	Z 17 DTL	08.04 -	ALT	- AC	6 PK 1275
				ALT	+ AC	6 PK 1625
				CAM		ZRK 1440
				CAM		KT 1443

1.7 CDTI

1686 ccm	74 kW	Z 17 DTH	08.04 -	ALT	- AC	6 PK 1275
				ALT	+ AC	6 PK 1625
				CAM		ZRK 1440
				CAM		KT 1443

1.7 CDTI

1686 ccm	81 kW	A 17 DTJ;Z 17 DTJ	02.07 -	ALT	- AC	6 PK 1250
				ALT	+ AC	6 PK 1605
				CAM		ZRK 1081
				CAM		KT 1491

1.7 CDTI

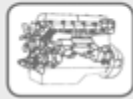
1686 ccm	92 kW	A 17 DTR;Z 17 DTR	02.07 -	ALT	- AC	6 PK 1250
				ALT	+ AC	6 PK 1605
				CAM		ZRK 1081
				CAM		KT 1491

1.9 CDTI

1910 ccm	74 kW	Z 19 DTL	09.05 -	ALT	- AC	6 PK 1055
				ALT	UNTIL CHA-NO.: 72156708;75189052; + AC	6 PK 1370
				ALT	UNTIL CHA-NO.: 78104400; + AC	6 PK 1370
				CAM		ZRK 1540
				CAM		KT 1426

1.9 CDTI 16V

1910 ccm	88 kW	Z 19 DTJ	08.04 -	ALT	- AC	6 PK 1055
				ALT	FROM: 08.05; - AC	6 PK 1055
				ALT	FROM: 08.05; UNTIL CHA-NO.: 72156708;75189052; + AC	6 PK 1370
				ALT	FROM: 08.05; UNTIL CHA-NO.: 78104400; + AC	6 PK 1370
				ALT	UNTIL CHA-NO.: 72156708;75189052; + AC	6 PK 1370
				ALT	UNTIL CHA-NO.: 78104400; + AC	6 PK 1370
				CAM		ZRK 1466
				CAM	MTR-CODE: Z19DT;Z19DTL	ZRK 1540
				CAM		KT 1400
				CAM	MTR-CODE: Z19DTJ	KT 1535 W1
				W-P; CAM		KT 1400 W1



OPEL

ASTRA H Caravan

1.9 CDTI

1910 ccm	88 kW	Z 19 DT	09.05 -	ALT	- AC	6 PK 1055
				ALT	UNTIL CHA-NO.: 72156708;75189052; + AC	6 PK 1370
				ALT	UNTIL CHA-NO.: 78104400; + AC	6 PK 1370
				CAM		ZRK 1540
				CAM		KT 1426

1.9 CDTI

1910 ccm	110 kW	Z 19 DTH	09.04 -	ALT	- AC	6 PK 1055
				ALT	UNTIL CHA-NO.: 72156708;75189052; + AC	6 PK 1370
				ALT	UNTIL CHA-NO.: 78104400; + AC	6 PK 1370
				CAM		ZRK 1466
				CAM		KT 1400
				CAM	MTR-CODE: Z19DTH	KT 1535 W1
				W-P; CAM		KT 1400 W1

ASTRA H TwinTop

1.6

1598 ccm	77 kW	Z 16 XE1;Z 16 XEP	09.05 -	ALT	- AC	5 PK 1450
				ALT	+ AC	5 PK 1545
				CAM		ZRK 1455
				CAM		KT 1405
				W-P; CAM		KT 1405 W1

1.6

1598 ccm	85 kW	Z 16 XER	12.06 -	ALT	- AC	5 PK 1450
				ALT	+ AC	5 PK 1545
				CAM		ZRK 1455
				CAM		KT 1405
				W-P; CAM		KT 1405 W1

1.6 Turbo

1598 ccm	132 kW	Z 16 LET	02.07 -	ALT	- AC	5 PK 1450
				ALT	+ AC	5 PK 1545
				CAM		ZRK 1455
				CAM		KT 1405
				W-P; CAM		KT 1405 W1

1.8

1796 ccm	92 kW	Z 18 XE	09.05 -	ALT	- AC	5 PK 940
				ALT	+ AC	5 PK 1210
				CAM		ZRK 1026

1.8

1796 ccm	103 kW	A 18 XER;Z 18 XER	09.05 -	ALT	FROM: 02.06; - AC	5 PK 1450
				ALT	FROM: 02.06; + AC	5 PK 1545
				CAM		ZRK 1455
				CAM		KT 1405
				W-P; CAM		KT 1405 W1

2.0 Turbo

1998 ccm	125 kW	Z 20 LEL	09.05 -	ALT		5 PK 1680
				CAM		ZRK 1330
				CAM		KT 1468

2.0 Turbo

1998 ccm	147 kW	Z 20 LER	09.05 -	ALT		5 PK 1680
				CAM		ZRK 1330
				CAM		KT 1468

1.9 CDTi

1910 ccm	110 kW	Z 19 DTH	09.05 -	ALT	- AC	6 PK 1055
				ALT	+ AC	6 PK 1370
				CAM		ZRK 1466
				CAM		KT 1400
				CAM	MTR-CODE: Z19DTH	KT 1535 W1
				W-P; CAM		KT 1400 W1

ASTRA H Van

1.7 CDTI

1686 ccm	81 kW	A 17 DTJ;Z 17 DTJ	02.07 -	CAM		KT 1491
----------	-------	-------------------	---------	-----	--	---------

1.7 CDTI

1686 ccm	92 kW	A 17 DTR;Z 17 DTR	02.07 -	CAM		KT 1491
----------	-------	-------------------	---------	-----	--	---------

1.9 CDTI 16V

1910 ccm	88 kW	Z 19 DTJ	08.04 -	W-P; CAM		KT 1400 W1
----------	-------	----------	---------	----------	--	------------



OPEL

ASTRA H Van

1.9 CDTI

1910 ccm	110 kW	Z 19 DTH	09.04 -	W-P; CAM		KT 1400 W1
----------	--------	----------	---------	----------	--	------------

ASTRA J

1.6

1598 ccm	85 kW	A 16 XER	12.09 -	ALT CAM CAM W-P; CAM	+ AC	6 PK 1555 ZRK 1455 KT 1405 KT 1405 W1
----------	-------	----------	---------	-------------------------------	------	--

1.6 Turbo

1598 ccm	132 kW	A 16 LET	12.09 -	ALT CAM CAM W-P; CAM	+ AC	6 PK 1555 ZRK 1455 KT 1405 KT 1405 W1
----------	--------	----------	---------	-------------------------------	------	--

1.7 CDTI

1686 ccm	81 kW	A 17 DTC;A 17 DTE;A 17 DTJ	12.09 -	ALT ALT CAM CAM	- AC + AC	6 PK 1245 6 PK 1718 ZRK 1081 KT 1491
----------	-------	----------------------------	---------	--------------------------	--------------	---

1.7 CDTI

1686 ccm	92 kW	A 17 DTR	12.09 -	ALT ALT CAM CAM	- AC + AC	6 PK 1245 6 PK 1718 ZRK 1081 KT 1491
----------	-------	----------	---------	--------------------------	--------------	---

2.0 CDTI

1956 ccm	118 kW	A 20 DTH	12.09 -	ALT CAM W-P; CAM		6 PK 1900 ZRK 1466 KT 1525 W1
----------	--------	----------	---------	------------------------	--	-------------------------------------

2.0 CDTI

1956 ccm	121 kW	A 20 DTH	06.11 -	W-P; CAM		KT 1525 W1
----------	--------	----------	---------	----------	--	------------

ASTRA J Stufenheck

1.7 CDTI

1686 ccm	81 kW	A 17 DTC;A 17 DTE;A 17 DTJ	06.12 -	CAM		KT 1491
----------	-------	----------------------------	---------	-----	--	---------

ASTRA GTC J

1.6

1598 ccm	132 kW	A 16 LET	10.11 -	W-P; CAM		KT 1405 W1
----------	--------	----------	---------	----------	--	------------

1.8

1796 ccm	103 kW	A 18 XER	10.11 -	W-P; CAM		KT 1405 W1
----------	--------	----------	---------	----------	--	------------

2.0 CDTI

1956 ccm	121 kW	A 20 DTH	10.11 -	W-P; CAM		KT 1525 W1
----------	--------	----------	---------	----------	--	------------

ASTRA Sports Tourer (J)

1.6

1598 ccm	85 kW	A 16 XER	10.10 -	W-P; CAM		KT 1405 W1
----------	-------	----------	---------	----------	--	------------

1.6 Turbo

1598 ccm	132 kW	A 16 LET	10.10 -	W-P; CAM		KT 1405 W1
----------	--------	----------	---------	----------	--	------------

2.0 CDTI

1956 ccm	118 kW	A 20 DTH	10.10 -	W-P; CAM		KT 1525 W1
----------	--------	----------	---------	----------	--	------------

2.0 CDTI

1956 ccm	121 kW	A 20 DTH	08.11 -	W-P; CAM		KT 1525 W1
----------	--------	----------	---------	----------	--	------------

ANTARA

2.4

2405 ccm	104 kW	Z 24 XED	05.06 -	ALT CAM CAM W-P; CAM	+ AC	6 PK 1890 ZRK 1256 KT 1384 KT 1384 W1
----------	--------	----------	---------	-------------------------------	------	--

2.4

2405 ccm	103 kW	Z 24 XE	09.08 -	ALT W-P; CAM	+ AC	6 PK 1890 KT 1384 W1
----------	--------	---------	---------	-----------------	------	-------------------------

3.2 V6

3195 ccm	167 kW	10 HM;Z 32 SEE	03.07 -	ALT		6 PK 2404
----------	--------	----------------	---------	-----	--	-----------

2.0 CDTI

1991 ccm	93 kW	Z 20 S	03.07 -	ALT CAM		6 PK 2065 ZRK 1595
----------	-------	--------	---------	------------	--	-----------------------



OPEL

ANTARA

2.0 CDTI

1991 ccm	93 kW	Z 20 DM	09.08 -	ALT CAM		6 PK 2065 ZRK 1595
----------	-------	---------	---------	------------	--	-----------------------

2.0 CDTI

1991 ccm	110 kW	Z 20 DMH;Z 20 S	05.06 -	ALT CAM		6 PK 2065 ZRK 1595
----------	--------	-----------------	---------	------------	--	-----------------------

CALIBRA A (85_)

2.0 i

1998 ccm	85 kW	C 20 NE	06.90 - 07.97	ALT	UNTIL: 08.92; AMP: 70	AVX 10 x 925
				ALT	UNTIL: 08.92; AMP: 90	AVX 10 x 1000
				ALT	UNTIL: 08.92; CHA-NO.: M;N; AMP: 90	AVX 10 x 940
				ALT; AC-C	UNTIL: 08.92	AVX 10 x 685
				PS	UNTIL: 08.92; - AC	AVX 10 x 800
				ALT	FROM: 09.92; - AC	6 PK 1725
				ALT	FROM: 09.92; + AC	6 PK 1900
				CAM	FROM: 01.93; FROM MTR-NO: [14/25] 142839	ZRK 1023
				CAM	UNTIL: 12.92; UNTIL MTR-NO: [14/25] 142838	ZRK 1278
				CAM	FROM MTR-NO: 14608701	KT 1027
	W-P; CAM	FROM MTR-NO: 14608701	KT 1027 W1			

2.0 i 4x4

1998 ccm	85 kW	C 20 NE	06.90 - 07.97	ALT	UNTIL: 08.92; AMP: 70	AVX 10 x 925
				ALT	UNTIL: 08.92; AMP: 90	AVX 10 x 1000
				ALT	UNTIL: 08.92; CHA-NO.: M;N; AMP: 90	AVX 10 x 940
				ALT; AC-C	UNTIL: 08.92	AVX 10 x 685
				PS	UNTIL: 08.92; - AC	AVX 10 x 800
				ALT	FROM: 09.92; - AC	6 PK 1725
				ALT	FROM: 09.92; + AC	6 PK 1900
				CAM	FROM: 01.93; FROM MTR-NO: [14/25] 142839	ZRK 1023
				CAM	UNTIL: 12.92; UNTIL MTR-NO: [14/25] 142838	ZRK 1278
				CAM	FROM MTR-NO: 14608701	KT 1027
	W-P; CAM	FROM MTR-NO: 14608701	KT 1027 W1			

2.0 i 16V

1998 ccm	100 kW	X 20 XEV	02.94 - 07.97	ALT	FROM: 09.94; - AC	6 PK 1725
				ALT	FROM: 09.94; + AC	6 PK 1900
				CAM		ZRK 1291
				CAM		KT 1030
				CAM		KT 1030 W1

2.0 i 16V 4x4

1998 ccm	100 kW	X 20 XEV	02.94 - 07.97	ALT	FROM: 09.94; - AC	6 PK 1725
				ALT	FROM: 09.94; + AC	6 PK 1900
				CAM		ZRK 1291
				CAM		KT 1030
				CAM		KT 1030 W1

2.0 i 16V

1998 ccm	110 kW	C 20 XE	06.90 - 02.94	ALT	UNTIL: 08.92; AMP: 70	AVX 10 x 913	
				ALT	UNTIL: 08.92; AMP: 90	AVX 10 x 1000	
				ALT; AC-C	UNTIL: 08.92	AVX 10 x 685	
				PS	UNTIL: 08.92; - AC	AVX 10 x 785	
				ALT	FROM: 09.92; FROM CHA-NO.: P-; - AC	6 PK 1725	
				ALT	FROM: 09.92; FROM CHA-NO.: P-; + AC	6 PK 1900	
				CAM	FROM MTR-NO: [14/25] 142839	ZRK 1025	
				CAM	UNTIL MTR-NO: [14/25] 142838	ZRK 1011	
				CAM	FROM MTR-NO: 14142839	KT 1025	
				CAM	UNTIL MTR-NO: 14142838	KT 1159	
					W-P; CAM	FROM MTR-NO: 14142839	KT 1025 W1

2.0 i 16V 4x4

1998 ccm	110 kW	C 20 XE	06.90 - 02.94	ALT	UNTIL: 08.92; AMP: 70	AVX 10 x 925
				ALT	UNTIL: 08.92; AMP: 90	AVX 10 x 1000
				ALT; AC-C	UNTIL: 08.92	AVX 10 x 685
				PS	UNTIL: 08.92	AVX 10 x 785
				PS	UNTIL: 08.92; - AC	AVX 10 x 800
				ALT	FROM: 09.92; FROM CHA-NO.: P-; - AC	6 PK 1725
				ALT	FROM: 09.92; FROM CHA-NO.: P-; + AC	6 PK 1900
				CAM	FROM MTR-NO: [14/25] 142839	ZRK 1025
				CAM	UNTIL MTR-NO: [14/25] 142838	ZRK 1011
				CAM	FROM MTR-NO: 14142839	KT 1025



OPEL

CALIBRA A (85_)

2.0 i 16V 4x4

1998 ccm	110 kW	C 20 XE	06.90 - 02.94	CAM W-P; CAM	UNTIL MTR-NO: 14142838 FROM MTR-NO: 14142839	KT 1159 KT 1025 W1
----------	--------	---------	---------------	-----------------	---	-----------------------

2.0 i Turbo 4x4

1998 ccm	150 kW	C 20 LET	03.92 - 07.97	ALT ALT ALT CAM CAM CAM CAM W-P; CAM	UNTIL: 08.92; AMP: 70 - AC + AC FROM: 01.93; FROM MTR-NO: [14/25] 142839 UNTIL: 12.92; UNTIL MTR-NO: [14/25] 142838 FROM MTR-NO: 14002935 UNTIL MTR-NO: 14002934 FROM MTR-NO: 14002935	AVX 10 x 913 6 PK 1725 6 PK 1900 ZRK 1025 ZRK 1011 KT 1025 KT 1159 KT 1025 W1
----------	--------	----------	---------------	---	---	--

2.5 i V6

2498 ccm	125 kW	C 25 XE; X 25 XE	04.93 - 07.97	ALT ALT ALT CAM CAM	FROM: 09.93; - AC FROM: 09.93; FROM CHA-NO.: S9001730; + AC FROM: 09.93; UNTIL CHA-NO.: S9001729; + AC OE-NO.: 90530599	6 PK 1900 6 PK 2020 6 PK 2260 ZRK 1022 KT 1461
----------	--------	------------------	---------------	---------------------------------	--	--

CAMPO (TF_)

2.3 (TFR16)

2255 ccm	69 kW	4 ZD1	08.91 -	AIR-P CAM		AVX 10 x 763 ZRK 1050
----------	-------	-------	---------	--------------	--	--------------------------

2.3 4x4 (TFS16)

2255 ccm	69 kW	4 ZD1	08.91 -	AIR-P CAM		AVX 10 x 763 ZRK 1050
----------	-------	-------	---------	--------------	--	--------------------------

2.3 (TFR16)

2254 ccm	72 kW	23 P; 4 ZD1	08.94 -	AIR-P CAM		AVX 10 x 763 ZRK 1050
----------	-------	-------------	---------	--------------	--	--------------------------

2.3 4x4 (TFS16)

2254 ccm	72 kW	4 ZD1	08.94 -	AIR-P CAM		AVX 10 x 763 ZRK 1050
----------	-------	-------	---------	--------------	--	--------------------------

2.5 D (TFR54)

2499 ccm	56 kW	4 JA1	08.91 -	CAM CAM		ZRK 1097 KT 1110
----------	-------	-------	---------	------------	--	---------------------

2.5 D 4x4 (TFS54)

2499 ccm	56 kW	4 JA1	08.91 -	CAM CAM		ZRK 1097 KT 1110
----------	-------	-------	---------	------------	--	---------------------

2.5 TD (TFR54)

2499 ccm	56 kW	4 JA1T	07.94 -	CAM CAM		ZRK 1097 KT 1110
----------	-------	--------	---------	------------	--	---------------------

2.5 TD 4x4 (TFS54)

2499 ccm	56 kW	4 JA1T	07.94 -	CAM CAM		ZRK 1097 KT 1110
----------	-------	--------	---------	------------	--	---------------------

3.1 TD (TFR69)

3059 ccm	80 kW	4 JG2T	12.92 -	PS CAM CAM	UNTIL: 09.96; MTR-CODE: 31DT; MOD: TFR;TFS	AVX 13 x 1450 ZRK 1097 KT 1110
----------	-------	--------	---------	------------------	--	--------------------------------------

3.1 TD 4x4 (TFS69)

3059 ccm	80 kW	4 JG2T	12.92 -	PS CAM CAM	UNTIL: 09.96; MTR-CODE: 31DT; MOD: TFR;TFS	AVX 13 x 1450 ZRK 1097 KT 1110
----------	-------	--------	---------	------------------	--	--------------------------------------

COMBO (71_)

1.2

1195 ccm	33 kW	C 12 NZ; X 12 SZ	07.94 - 10.01	ALT ALT CAM CAM W-P; CAM	+ PS; - AC	AVX 10 x 913 6 PK 1460 ZRK 1292 KT 1002 KT 1002 W2
----------	-------	------------------	---------------	--------------------------------------	------------	--

1.4

1389 ccm	44 kW	C 14 NZ; X 14 SZ	07.94 - 10.01	ALT ALT ALT CAM CAM W-P; CAM	+ AC + PS; - AC	AVX 10 x 913 6 PK 1800 6 PK 1460 ZRK 1292 KT 1002 KT 1002 W2
----------	-------	------------------	---------------	---	--------------------	---



OPEL

COMBO (71_)

1.4						
1389 ccm	60 kW	C 14 SE	07.94 - 10.01	ALT		AVX 10 x 913
				ALT	+ AC	6 PK 1800
				ALT	+ PS; - AC	6 PK 1460
				CAM		ZRK 1292
				CAM		KT 1002
				W-P; CAM		KT 1002 W2

1.4 16V						
1389 ccm	66 kW	X 14 XE	08.99 - 10.01	ALT	- AC; - PS	6 PK 894
				ALT	+ AC	6 PK 1800
				ALT	+ PS; - AC	6 PK 1530
				CAM		ZRK 1024
				CAM		KT 1024
				W-P; CAM		KT 1024 W1

1.7 D						
1686 ccm	44 kW	17 D (4EE1);X 17 D (4EE1)	07.94 - 10.01	ALT; AC-C		AVX 13 x 915
				PS		AVX 10 x 950
				CAM		ZRK 1280
				CAM	FROM CHA-NO.: S30~;S40~;S60~; MTR-TYP: Isuzu	KT 1427
				CAM	UNTIL CHA-NO.: R39~;R49~;R69~; MTR-TYP: Isuzu	KT 1425

COMBO Tour

1.4						
1364 ccm	66 kW	Z 14 XEP	10.04 -	ALT	- AC	5 PK 1230
				ALT	+ AC	5 PK 1370

1.6						
1598 ccm	64 kW	Z 16 SE	10.01 -	ALT	- AC	5 PK 940
				ALT	+ AC	5 PK 1210
				CAM		ZRK 1292
				CAM		KT 1002
				CAM		KT 1002 W1

1.6 CNG						
1598 ccm	69 kW	Z 16 YNG	06.06 -	ALT	- AC	5 PK 940
				ALT	+ AC	5 PK 1210
				CAM		ZRK 1026
				CAM		KT 1207
				CAM		KT 1207 W1

1.6 CNG						
1598 ccm	71 kW	Z 16 YNG	04.05 -	ALT	- AC	5 PK 940
				ALT	+ AC	5 PK 1210
				CAM		ZRK 1026
				CAM		KT 1207
				CAM		KT 1207 W1

1.3 CDTI 16V						
1248 ccm	51 kW	Y 13 DT;Z 13 DT	10.04 -	ALT	- AC	6 PK 1185
				ALT	+ AC	6 PK 1318

1.3 CDTI 16V						
1248 ccm	55 kW	Z 13 DTJ	10.05 -	ALT	- AC	6 PK 1185
				ALT	+ AC	6 PK 1318

1.7 DI 16V						
1686 ccm	48 kW	Y 17 DTL	10.01 -	ALT	- AC	6 PK 1250
				ALT	+ AC	6 PK 1590
				CAM		ZRK 1081
				CAM	FROM MTR-NO: 328705; AU	KT 1465

1.7 DTI 16V						
1686 ccm	55 kW	Y 17 DT	10.01 -	ALT	- AC	6 PK 1250
				ALT	+ AC	6 PK 1590
				CAM		ZRK 1081
				CAM	FROM MTR-NO: 328705; AU	KT 1465

1.7 CDTI 16V						
1686 ccm	74 kW	Z 17 DTH	12.04 -	ALT	- AC	6 PK 1275
				ALT	+ AC	6 PK 1600
				CAM		ZRK 1081
				CAM	MTR-CODE: Z17DTH; AU	KT 1465



OPEL

COMBO Kasten/Kombi

1.4 16V							
1364 ccm	66 kW	Z 14 XEP	08.05 -	ALT	- AC		5 PK 1230
				ALT	+ AC		5 PK 1370
1.6							
1598 ccm	64 kW	Z 16 SE	10.01 -	ALT	- AC		5 PK 940
				ALT	+ AC		5 PK 1210
				CAM			ZRK 1292
				CAM			KT 1002
				CAM			KT 1002 W1
1.6 CNG 16V							
1598 ccm	69 kW	Z 16 YNG	06.06 -	ALT	- AC		5 PK 940
				ALT	+ AC		5 PK 1210
				CAM			ZRK 1026
				CAM			KT 1207
				CAM			KT 1207 W1
1.6 CNG 16V							
1598 ccm	71 kW	Z 16 YNG	04.05 -	ALT	- AC		5 PK 940
				ALT	+ AC		5 PK 1210
				CAM			ZRK 1026
				CAM			KT 1207
				CAM			KT 1207 W1
1.3 CDTI 16V							
1248 ccm	51 kW	Z 13 DT	08.05 -	ALT	- AC		6 PK 1185
				ALT	+ AC		6 PK 1318
1.3 CDTI 16V							
1248 ccm	55 kW	Z 13 DTJ	10.05 -	ALT	- AC		6 PK 1185
				ALT	+ AC		6 PK 1318
1.7 DI 16V							
1686 ccm	48 kW	Y 17 DTL	10.01 -	ALT	- AC		6 PK 1250
				ALT	+ AC		6 PK 1590
				CAM			ZRK 1081
				CAM	FROM MTR-NO: 328705; AU		KT 1465
1.7 DTI 16V							
1686 ccm	55 kW	Y 17 DT	10.01 -	ALT	- AC		6 PK 1250
				ALT	+ AC		6 PK 1590
				CAM			ZRK 1081
				CAM	AU; FROM MTR-NO: 328705		KT 1465
1.7 CDTI 16V							
1686 ccm	74 kW	Z 17 DTH	12.04 -	ALT	- AC		6 PK 1275
				ALT	+ AC		6 PK 1600
				CAM			ZRK 1081
				CAM	MTR-CODE: Z17DTH		KT 1465

COMBO Tour (X12)

2.0 CDTI							
1956 ccm	99 kW	A 20 FD	02.12 -	W-P; CAM			KT 1525 W1

COMBO Kasten/Kombi (X12)

2.0 CDTI							
1956 ccm	99 kW	A 20 FD	02.12 -	W-P; CAM			KT 1525 W1

CORSA B (73_, 78_, 79_)

1.0 i 12V							
973 ccm	40 kW	X 10 XE	11.96 - 09.00	ALT	- AC		5 PK 1230
				ALT	+ AC		5 PK 1355
1.2 i							
1195 ccm	33 kW	12 NZ	03.93 - 09.00	ALT	+ PS		6 PK 1460
				CAM			ZRK 1292
				CAM			KT 1002
				W-P; CAM			KT 1002 W2
1.2 i							
1195 ccm	33 kW	C 12 NZ; X 12 SZ	03.93 - 09.00	ALT	FROM: 09.94		AVX 10 x 925
				ALT	UNTIL: 08.94		AVX 10 x 913
				ALT	+ PS		6 PK 1460
				CAM			ZRK 1292
				CAM			KT 1002
				W-P; CAM			KT 1002 W2



OPEL

CORSA B (73_, 78_, 79_)

1.2 i 16V

1199 ccm	48 kW	X 12 XE	03.98 - 09.00	ALT	FROM: 08.98; - AC	5 PK 1230
				ALT	FROM: 08.98; + AC	5 PK 1355

1.4 i

1389 ccm	44 kW	C 14 NZ;X 14 SZ	03.93 - 09.00	ALT		AVX 10 x 913
				ALT	+ AC	6 PK 1800
				ALT	+ PS; - AC	6 PK 1460
				CAM		ZRK 1292
				CAM		KT 1002
				W-P; CAM		KT 1002 W2

1.4

1389 ccm	54 kW	C 14 SE	04.93 - 08.94	ALT	- AC; - PS	6 PK 894
				ALT	+ AC	6 PK 1800
				ALT	+ PS; - AC	6 PK 1530

1.4 Si

1389 ccm	60 kW	C 14 SE	03.93 - 09.00	ALT		AVX 10 x 913
				ALT	+ AC	6 PK 1800
				ALT	+ PS; - AC	6 PK 1460
				CAM		ZRK 1292
				CAM		KT 1002
				W-P; CAM		KT 1002 W2

1.4 i 16V

1389 ccm	63 kW	C 14 SEL	08.97 - 09.00	ALT	- AC; - PS	6 PK 894
				ALT	+ AC	6 PK 1800
				ALT	+ PS; - AC	6 PK 1530
				CAM		ZRK 1024
				CAM		KT 1024
				W-P; CAM		KT 1024 W1

1.4 i 16V

1389 ccm	66 kW	X 14 XE	09.94 - 09.00	ALT		AVX 10 x 913
				ALT	- AC; - PS	6 PK 894
				ALT	+ AC	6 PK 1800
				ALT	+ PS; - AC	6 PK 1530
				CAM		ZRK 1024
				CAM		KT 1024
				W-P; CAM		KT 1024 W1

1.6 i 16V

1598 ccm	74 kW	C 16 SEL	08.97 - 09.00	ALT	- AC; - PS	6 PK 894
				ALT	+ AC	6 PK 1800
				ALT	+ PS; - AC	6 PK 1530

1.6 i 16V

1598 ccm	78 kW	X 16 XE	09.94 - 09.00	ALT		AVX 10 x 913
				ALT	- AC; - PS	6 PK 894
				ALT	+ AC	6 PK 1800
				ALT	+ PS; - AC	6 PK 1530
				CAM		ZRK 1024
				CAM		KT 1024
				W-P; CAM		KT 1024 W1

1.6 GSI 16V

1598 ccm	80 kW	C 16 XE	03.93 - 09.00	ALT	- AC; - PS	6 PK 894
				ALT	+ AC	6 PK 1800
				ALT	+ PS; - AC	6 PK 1530
				CAM		ZRK 1024
				CAM		KT 1024
				W-P; CAM		KT 1024 W1

1.5 D

1488 ccm	37 kW	15 D (4EC1)	03.93 - 09.00	ALT; AC-C		AVX 13 x 915
				PS		AVX 10 x 950
				CAM		ZRK 1280
				CAM	MTR-TYP: Isuzu	KT 1421

1.5 TD

1488 ccm	49 kW	15 DT (T4EC1);X 15 DT (T4EC1)	03.93 - 09.00	ALT; AC-C		AVX 13 x 915
				PS		AVX 10 x 950
				CAM		ZRK 1280
				CAM	MTR-TYP: Isuzu	KT 1421



OPEL

CORSA B (73_, 78_, 79_)

1.7 D

1686 ccm	44 kW	17 D (4EE1); X 17 D (4EE1)	02.96 - 09.00	ALT; AC-C PS CAM CAM CAM	FROM MTR-NO: 855806; MTR-TYP: Isuzu UNTIL MTR-NO: 855805; MTR-TYP: Isuzu	AVX 13 x 915 AVX 10 x 950 ZRK 1280 KT 1427 KT 1425
----------	-------	----------------------------	---------------	--------------------------------------	---	--

CORSA B Kombi (F35)

1.4 i 16V

1389 ccm	66 kW	X 14 XE	01.99 -	ALT ALT ALT	- AC; - PS + AC + PS; - AC	6 PK 894 6 PK 1800 6 PK 1530
----------	-------	---------	---------	-------------------	----------------------------------	------------------------------------

CORSA B Kasten (73_)

1.4 i

1389 ccm	44 kW	X 14 SZ	08.99 - 09.00	ALT ALT CAM CAM W-P; CAM	MOD: Van; + AC MOD: Van; + PS; - AC	6 PK 1800 6 PK 1460 ZRK 1292 KT 1002 KT 1002 W2
----------	-------	---------	---------------	--------------------------------------	--	---

1.7 D

1686 ccm	44 kW	17 D (4EE1); X 17 D (4EE1)	08.99 - 09.00	CAM CAM CAM	FROM MTR-NO: 855806; MTR-TYP: Isuzu UNTIL MTR-NO: 855805; MTR-TYP: Isuzu	ZRK 1280 KT 1427 KT 1425
----------	-------	----------------------------	---------------	-------------------	---	--------------------------------

CORSA C (F08, F68)

1.0

973 ccm	43 kW	Z 10 XE	09.00 -	ALT ALT	- AC + AC	5 PK 1230 5 PK 1355
---------	-------	---------	---------	------------	--------------	------------------------

1.0

998 ccm	44 kW	Z 10 XEP	06.03 -	ALT ALT	- AC + AC	5 PK 1230 5 PK 1355
---------	-------	----------	---------	------------	--------------	------------------------

1.2

1199 ccm	55 kW	Z 12 XE	09.00 -	ALT ALT ALT	- AC FROM CHA-NO.: 44001049; + AC UNTIL CHA-NO.: 44001048; + AC	5 PK 1230 5 PK 1370 5 PK 1355
----------	-------	---------	---------	-------------------	---	-------------------------------------

1.2 Twinport

1229 ccm	59 kW	Z 12 XEP	07.04 -	ALT ALT ALT	- AC FROM CHA-NO.: 36152609; + AC UNTIL CHA-NO.: 36152608; + AC	5 PK 1230 5 PK 1370 5 PK 1355
----------	-------	----------	---------	-------------------	---	-------------------------------------

1.4 Twinport

1364 ccm	66 kW	Z 14 XEP	06.03 -	ALT ALT	- AC + AC	5 PK 1230 5 PK 1370
----------	-------	----------	---------	------------	--------------	------------------------

1.4

1389 ccm	66 kW	Z 14 XE	09.00 -	ALT ALT CAM CAM CAM CAM	- AC + AC FROM MTR-NO: 02MZ5254; 20U75999 UNTIL MTR-NO: 02MZ5253; 20U75998	5 PK 940 5 PK 1210 ZRK 1026 KT 1207 KT 1207 W1 KT 1207 W3
----------	-------	---------	---------	--	---	--

1.8

1796 ccm	92 kW	Z 18 XE	09.00 -	ALT ALT CAM CAM CAM	FROM: 04.01; - AC FROM: 04.01; + AC	5 PK 940 5 PK 1210 ZRK 1026 KT 1207 KT 1207 W2
----------	-------	---------	---------	---------------------------------	--	--

1.3 CDTI

1248 ccm	51 kW	Z 13 DT	06.03 -	ALT ALT	- AC + AC	6 PK 1185 6 PK 1318
----------	-------	---------	---------	------------	--------------	------------------------

1.7 DI

1686 ccm	48 kW	Y 17 DTL	09.00 -	ALT ALT CAM CAM	- AC + AC FROM MTR-NO: 328705; AU	6 PK 1250 6 PK 1590 ZRK 1081 KT 1465
----------	-------	----------	---------	--------------------------	---	---

1.7 DTI

1686 ccm	55 kW	Y 17 DT	09.00 -	ALT ALT	- AC + AC	6 PK 1250 6 PK 1590
----------	-------	---------	---------	------------	--------------	------------------------



OPEL

CORSA C (F08, F68)

1.7 DTI

1686 ccm	55 kW	Y 17 DT	09.00 -	CAM CAM	FROM MTR-NO: 328705; AU	ZRK 1081 KT 1465
----------	-------	---------	---------	------------	-------------------------	---------------------

1.7 CDTI

1686 ccm	74 kW	Z 17 DTH	06.03 -	ALT ALT CAM CAM	- AC + AC FROM MTR-NO: 328705; AU	6 PK 1275 6 PK 1600 ZRK 1081 KT 1465
----------	-------	----------	---------	--------------------------	---	---

CORSA C Kasten (F08, W5L)

1.2 16V

1199 ccm	55 kW	Z 12 XE	09.00 -	ALT ALT ALT	- AC FROM CHA-NO.: 44001049; + AC UNTIL CHA-NO.: 44001048; + AC	5 PK 1230 5 PK 1370 5 PK 1355
----------	-------	---------	---------	-------------------	---	-------------------------------------

1.2

1229 ccm	59 kW	Z 12 XEP	07.05 -	ALT ALT ALT	FROM CHA-NO.: 36152609; MOD: Van; + AC MOD: Van; - AC UNTIL CHA-NO.: 36152608; MOD: Van; + AC	5 PK 1370 5 PK 1230 5 PK 1355
----------	-------	----------	---------	-------------------	---	-------------------------------------

1.4

1364 ccm	66 kW	Z 14 XEP	08.03 -	ALT ALT	- AC + AC	5 PK 1230 5 PK 1370
----------	-------	----------	---------	------------	--------------	------------------------

1.3 CDTI 16V

1248 ccm	51 kW	Z 13 DT	08.05 -	ALT ALT	- AC + AC	6 PK 1185 6 PK 1318
----------	-------	---------	---------	------------	--------------	------------------------

1.7 DI 16V

1686 ccm	48 kW	Y 17 DTL	09.00 -	ALT ALT CAM CAM	- AC + AC FROM MTR-NO: 328705; AU	6 PK 1250 6 PK 1590 ZRK 1081 KT 1465
----------	-------	----------	---------	--------------------------	---	---

1.7 DTI 16V

1686 ccm	55 kW	Y 17 DT	09.00 -	ALT ALT CAM CAM	- AC + AC FROM MTR-NO: 328705; AU	6 PK 1250 6 PK 1590 ZRK 1081 KT 1465
----------	-------	---------	---------	--------------------------	---	---

1.7 CDTi

1686 ccm	74 kW	Z 17 DTH	08.03 -	ALT ALT CAM	- AC + AC FROM MTR-NO: 328705; AU	6 PK 1275 6 PK 1600 KT 1465
----------	-------	----------	---------	-------------------	---	-----------------------------------

CORSA D

1.0

998 ccm	44 kW	Z 10 XEP	07.06 -	ALT ALT	- AC + AC	5 PK 1230 5 PK 1355
---------	-------	----------	---------	------------	--------------	------------------------

1.2

1229 ccm	59 kW	Z 12 XEP	07.06 -	ALT ALT	- AC + AC	5 PK 1230 5 PK 1355
----------	-------	----------	---------	------------	--------------	------------------------

1.2 LPG

1229 ccm	59 kW	Z 12 XEP	09.09 -	ALT ALT	FROM: 01.10; - AC FROM: 01.10; + AC	5 PK 1230 5 PK 1355
----------	-------	----------	---------	------------	--	------------------------

1.4 LPG

1364 ccm	66 kW	Z 14 XEP	07.06 -	ALT ALT	- AC + AC	5 PK 1230 5 PK 1355
----------	-------	----------	---------	------------	--------------	------------------------

1.4

1398 ccm	64 kW	A 14 XEL	09.09 -	ALT ALT	MTR-CODE: Z14XEP; - AC MTR-CODE: Z14XEP; + AC	5 PK 1230 5 PK 1355
----------	-------	----------	---------	------------	--	------------------------

1.6 Turbo

1598 ccm	110 kW	A 16 LEL;Z 16 LEL	02.07 -	ALT ALT CAM CAM W-P; CAM	- AC + AC	5 PK 1450 5 PK 1545 ZRK 1455 KT 1405 KT 1405 W1
----------	--------	-------------------	---------	--------------------------------------	--------------	---

1.6 Turbo

1598 ccm	141 kW	A 16 LER;Z 16 LER	02.07 -	ALT ALT CAM CAM W-P; CAM	- AC + AC	5 PK 1450 5 PK 1545 ZRK 1455 KT 1405 KT 1405 W1
----------	--------	-------------------	---------	--------------------------------------	--------------	---



OPEL

CORSA D

1.6 Turbo

1598 ccm 155 kW A 16 LER;Z 16 LER 06.11 - W-P; CAM **KT 1405 W1**

1.3 CDTI

1248 ccm 55 kW A 13 DTC;Z 13 DTJ 07.06 - ALT - AC **6 PK 1185**
ALT FROM CHA-NO.: 94042919; + AC **6 PK 1330**
ALT UNTIL CHA-NO.: 94042918; + AC **6 PK 1318**

1.3 CDTI

1248 ccm 66 kW Z 13 DTH 07.06 - ALT - AC **6 PK 1185**
ALT FROM CHA-NO.: 86182449; + AC **6 PK 1330**
ALT UNTIL CHA-NO.: 86182448; + AC **6 PK 1318**

1.7 CDTI

1686 ccm 92 kW Z 17 DTR 07.06 - ALT - AC **6 PK 1250**
ALT + AC **6 PK 1610**
CAM **ZRK 1081**
CAM **KT 1491**

FRONTERA A Sport (5_SUD2)

2.0 i (52SUD2, 55SUD2)

1998 ccm 85 kW C 20 NE;X 20 SE 03.92 - 10.98 ALT AMP: +90 **AVX 10 x 1025**
ALT AMP: -90 **AVX 10 x 1000**
PS **AVX 10 x 785**
ALT MTR-CODE: X20SE; - AC **6 PK 1725**
ALT MTR-CODE: X20SE; + AC **6 PK 2055**
CAM FROM: 01.93; FROM MTR-NO: [14/25] 142839 **ZRK 1023**
CAM UNTIL: 12.92; UNTIL MTR-NO: [14/25] 142838 **ZRK 1278**
CAM FROM MTR-NO: 14608701; MTR-CODE: C20NE **KT 1027**
CAM MTR-CODE: X20SE **KT 1027**
W-P; CAM FROM MTR-NO: 14608701; MTR-CODE: C 20 NE **KT 1027 W1**
W-P; CAM MTR-CODE: X 20 SE **KT 1027 W1**

2.5 TDS

2499 ccm 85 kW 25TDS (VM41B) 09.96 - 10.98 ALT **8 PK 2188**

2.8 TD (53SUD2)

2771 ccm 83 kW 28 TDI (4JB1T) 03.95 - 08.96 AC-C MTR-CODE: 28TD; MOD: 5; REQ: 2 **AVX 13 x 1525**
ALT **X17 x 970**
PS MTR-CODE: 28TD; MOD: 5 **AVX 13 x 1450**
CAM **ZRK 1097**
CAM **KT 1110**

FRONTERA A (5_MWL4)

2.2 i (54MWL4)

2198 ccm 100 kW X 22 XE 03.95 - 10.98 ALT - AC **6 PK 1725**
ALT + AC **6 PK 2055**
CAM **ZRK 1256**
CAM FROM: 08.96 **KT 1384**
W-P; CAM + CAT **KT 1384 W1**

2.4 i (53MWL4)

2410 ccm 92 kW C 24 NE 03.92 - 10.98 ALT AMP: 90 **AVX 10 x 875**
ALT AMP: -90 **AVX 10 x 888**
PS - AC **AVX 10 x 825**

2.3 TD (5JMWL4)

2260 ccm 74 kW 23 DTR 03.92 - 10.98 ALT **AVX 10 x 900**
PS **AVX 10 x 825**

2.5 TDS

2499 ccm 85 kW 25TDS (VM41B) 09.96 - 10.98 ALT **8 PK 2188**

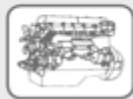
2.8 TD (5BMWL4)

2771 ccm 83 kW 28 TDI (4JB1T) 03.95 - 10.98 AC-C MTR-CODE: 28TD; MOD: 5; REQ: 2 **AVX 13 x 1525**
ALT **X17 x 970**
PS MTR-CODE: 28TD; MOD: 5 **AVX 13 x 1450**
CAM **ZRK 1097**
CAM **KT 1110**

FRONTERA B (6B_)

2.2 i (6B_ZC, 6B_VF, 6B_66, 6B_76)

2198 ccm 100 kW X 22 SE;Y 22 SE 10.98 - ALT MTR-CODE: X22SE;Y22SE; - AC **6 PK 1725**
ALT UNTIL: 07.04; + AC **6 PK 1855**
CAM **ZRK 1256**
CAM **KT 1384**



OPEL

FRONTERA B (6B_)

3.2 i (6B1VF, 6B1_6)

3165 ccm	151 kW	6 VD1;Y 32 NE	10.98 -	ALT	FROM: 07.00; MTR-CODE: Y32NE; - AC	6 PK 2040
				ALT	FROM: 07.00; MTR-CODE: Y32NE; + AC	6 PK 2285
				ALT	MTR-CODE: 32D1;Y32NE; - AC	6 PK 2040
				ALT	MTR-CODE: 32D1;Y32NE; + AC	6 PK 2285

2.2 DTI (6B_ZC, 6B_VF, 6B_66, 6B_76)

2171 ccm	85 kW	X 22 DTH;Y 22 DTH	10.98 -	ALT	MTR-CODE: X22DTH; - AC	6 PK 1800
				ALT	MTR-CODE: X22DTH; + AC	6 PK 1900

2.2 DTI

2171 ccm	88 kW	Y 22 DTH	09.02 -	ALT	- AC	6 PK 1800
				ALT	+ AC	6 PK 1900

GT Cabriolet

2.0

1998 ccm	194 kW	LNF;Z 20 NHH	06.07 -	ALT		5 PK 1025
----------	--------	--------------	---------	-----	--	-----------

INSIGNIA

1.6

1598 ccm	85 kW	A 16 XER	07.08 -	ALT	- AC	6 PK 1450
				ALT	+ AC	6 PK 1555
				CAM		ZRK 1455
				CAM		KT 1405
				W-P; CAM		KT 1405 W1

1.6 Turbo

1598 ccm	132 kW	A 16 LET	07.08 -	ALT	- AC	6 PK 1450
				ALT	+ AC	6 PK 1555
				W-P; CAM		KT 1405 W1

1.8

1796 ccm	103 kW	A 18 XER	07.08 -	ALT	- AC	6 PK 1450
				ALT	+ AC	6 PK 1555
				CAM		ZRK 1455
				CAM		KT 1405
				W-P; CAM		KT 1405 W1

2.8 V6 Turbo 4x4

2792 ccm	191 kW	A 28 NET	07.08 -	ALT		6 PK 2390
----------	--------	----------	---------	-----	--	-----------

2.8 V6 Turbo OPC 4x4

2792 ccm	239 kW	A 28 NER	07.09 -	ALT		6 PK 2390
----------	--------	----------	---------	-----	--	-----------

2.0 CDTI

1956 ccm	81 kW	A 20 DTC;A 20 DTL	07.08 -	ALT		6 PK 1900
				CAM		ZRK 1466
				CAM		KT 1400
				CAM		KT 1535 W1

2.0 CDTI

1956 ccm	96 kW	A 20 DT;A 20 DTJ	07.08 -	ALT		6 PK 1900
				CAM		ZRK 1466
				CAM		KT 1400
				CAM		KT 1535 W1

2.0 CDTI

1956 ccm	118 kW	A 20 DTH	07.08 -	ALT		6 PK 1900
				CAM		ZRK 1466
				CAM		KT 1400
				CAM		KT 1535 W1

2.0 CDTI 4x4

1956 ccm	118 kW	A 20 DTH	06.10 -	W-P; CAM		KT 1525 W1
----------	--------	----------	---------	----------	--	------------

2.0 Biturbo CDTI

1956 ccm	140 kW	A 20 DTR	07.08 -	ALT		6 PK 1900
----------	--------	----------	---------	-----	--	-----------

2.0 Biturbo CDTI 4x4

1956 ccm	140 kW	A 20 DTR	05.09 -	ALT		6 PK 1900
----------	--------	----------	---------	-----	--	-----------

INSIGNIA Stufenheck

1.6

1598 ccm	85 kW	A 16 XER	07.08 -	ALT	- AC	6 PK 1450
				ALT	+ AC	6 PK 1555
				W-P; CAM		KT 1405 W1

1.6 Turbo

1598 ccm	132 kW	A 16 LET	01.09 -	ALT	- AC	6 PK 1450
				ALT	+ AC	6 PK 1555



OPEL

INSIGNIA Stufenheck

1.6 Turbo

1598 ccm	132 kW	A 16 LET	01.09 -	W-P; CAM		KT 1405 W1
----------	--------	----------	---------	----------	--	------------

1.8

1796 ccm	103 kW	A 18 XER	07.08 -	ALT	- AC	6 PK 1450
				ALT	+ AC	6 PK 1555
				W-P; CAM		KT 1405 W1

2.8 V6 Turbo 4x4

2792 ccm	191 kW	A 28 NET	07.08 -	ALT		6 PK 2390
----------	--------	----------	---------	-----	--	-----------

2.8 V6 Turbo OPC 4x4

2792 ccm	239 kW	A 28 NER	07.09 -	ALT		6 PK 2390
----------	--------	----------	---------	-----	--	-----------

2.0 CDTI

1956 ccm	81 kW	A 20 DTC;A 20 DTL	07.08 -	ALT		6 PK 1900
				W-P; CAM		KT 1525 W1

2.0 CDTI

1956 ccm	96 kW	A 20 DT;A 20 DTJ	07.08 -	ALT		6 PK 1900
				CAM		KT 1535 W1
				W-P; CAM		KT 1525 W1

2.0 CDTI

1956 ccm	118 kW	A 20 DTH	07.08 -	ALT		6 PK 1900
				CAM		KT 1535 W1
				W-P; CAM		KT 1525 W1

2.0 CDTI 4x4

1956 ccm	118 kW	A 20 DTH	06.10 -	W-P; CAM		KT 1525 W1
----------	--------	----------	---------	----------	--	------------

2.0 Biturbo CDTI

1956 ccm	140 kW	A 20 DTR	07.08 -	ALT		6 PK 1900
----------	--------	----------	---------	-----	--	-----------

2.0 Biturbo CDTI 4x4

1956 ccm	140 kW	A 20 DTR	07.08 -	ALT		6 PK 1900
----------	--------	----------	---------	-----	--	-----------

INSIGNIA Sports Tourer

1.6

1598 ccm	85 kW	A 16 XER	07.08 -	ALT	- AC	6 PK 1450
				ALT	+ AC	6 PK 1555

1.6 Turbo

1598 ccm	132 kW	A 16 LET	01.09 -	ALT	- AC	6 PK 1450
				ALT	+ AC	6 PK 1555

1.8

1796 ccm	103 kW	A 18 XER	07.08 -	ALT	- AC	6 PK 1450
				ALT	+ AC	6 PK 1555
				CAM		ZRK 1455
				CAM		KT 1405

2.8 V6 Turbo 4x4

2792 ccm	191 kW	A 28 NET	10.08 -	ALT		6 PK 2390
----------	--------	----------	---------	-----	--	-----------

2.8 V6 Turbo OPC 4x4

2792 ccm	239 kW	A 28 NER	07.09 -	ALT		6 PK 2390
----------	--------	----------	---------	-----	--	-----------

2.0 CDTI

1956 ccm	81 kW	A 20 DTC;A 20 DTL	07.08 -	ALT		6 PK 1900
				CAM		ZRK 1466
				CAM		KT 1400
				CAM		KT 1535 W1

2.0 CDTI

1956 ccm	96 kW	A 20 DT;A 20 DTJ	07.08 -	ALT		6 PK 1900
				CAM		ZRK 1466
				CAM		KT 1400
				CAM		KT 1535 W1

2.0 CDTI

1956 ccm	118 kW	A 20 DTH	07.08 -	ALT		6 PK 1900
				CAM		ZRK 1466
				CAM		KT 1400
				CAM		KT 1535 W1

2.0 CDTI 4x4

1956 ccm	118 kW	A 20 DTH	06.10 -	W-P; CAM		KT 1525 W1
----------	--------	----------	---------	----------	--	------------

2.0 Biturbo CDTI

1956 ccm	140 kW	A 20 DTR	07.08 -	ALT		6 PK 1900
----------	--------	----------	---------	-----	--	-----------

2.0 Biturbo CDTI 4x4

1956 ccm	140 kW	A 20 DTR	07.08 -	ALT		6 PK 1900
----------	--------	----------	---------	-----	--	-----------



OPEL

MERIVA

1.4 16V Twinport

1364 ccm	66 kW	Z 14 XEP	07.04 - 05.10	ALT	- AC	5 PK 1230
				ALT	+ AC	5 PK 1370

1.6

1598 ccm	64 kW	Z 16 SE	05.03 - 05.10	ALT	- AC	5 PK 940
				ALT	+ AC	5 PK 1210
				CAM		ZRK 1292
				CAM		KT 1002
				CAM		KT 1002 W1

1.6 16V

1598 ccm	74 kW	Z 16 XE	05.03 - 05.10	ALT	- AC	5 PK 940
				ALT	+ AC	5 PK 1210
				CAM		ZRK 1026
				CAM		KT 1207
				CAM		KT 1207 W1

1.6

1598 ccm	77 kW	Z 16 XEP	01.06 - 05.10	ALT	- AC	5 PK 1450
				ALT	+ AC	5 PK 1545
				CAM	MTR-CODE: Z16LET;Z16XEP	ZRK 1455
				CAM		KT 1405
				W-P; CAM		KT 1405 W1

1.6 Turbo

1598 ccm	132 kW	Z 16 LET	09.05 - 05.10	ALT	- AC	5 PK 1450
				ALT	+ AC	5 PK 1545
				CAM	MTR-CODE: Z16LET;Z16XEP	ZRK 1455
				CAM		KT 1405
				W-P; CAM		KT 1405 W1

1.8

1796 ccm	92 kW	Z 18 XE	05.03 - 05.10	ALT	- AC	5 PK 940
				ALT	+ AC	5 PK 1210
				CAM		ZRK 1026
				CAM		KT 1207
				CAM		KT 1207 W2

1.3 CDTI

1248 ccm	51 kW	Y 13 DT;Z 13 DT	04.05 - 05.10	ALT	- AC	6 PK 1185
				ALT	+ AC	6 PK 1318

1.3 CDTI

1248 ccm	55 kW	Z 13 DTJ	09.03 - 05.10	ALT	FROM: 08.05; - AC	6 PK 1185
				ALT	FROM: 08.05; + AC	6 PK 1318

1.7 DTI

1686 ccm	55 kW	Y 17 DT	09.03 - 05.10	ALT	- AC	6 PK 1250
				ALT	+ AC	6 PK 1590
				ALT	MTR-CODE: Z17DT; + AC	6 PK 1590
				CAM		ZRK 1081
				CAM	MTR-CODE: Y17DT; AU	KT 1465

1.7 CDTI

1686 ccm	74 kW	Z 17 DT;Z 17 DTH	09.03 - 05.10	ALT	- AC	6 PK 1275
				ALT	+ AC	6 PK 1600
				CAM		ZRK 1081
				CAM	MTR-CODE: Z17DTH; AU	KT 1465

1.7 CDTI

1686 ccm	92 kW	A 17 DTR;Z 17 DTR	09.06 - 05.10	ALT	- AC	6 PK 1250
				ALT	+ AC	6 PK 1590
				CAM		ZRK 1081
				CAM		KT 1491

MERIVA B

1.7 CDTI

1686 ccm	74 kW	A 17 DT	06.10 -	ALT	- AC	6 PK 1245
				ALT	+ AC	6 PK 1718

MOKKA

1.6

1598 ccm	85 kW	A 16 XER	06.12 -	W-P; CAM		KT 1405 W1
----------	-------	----------	---------	----------	--	------------



OPEL

MONTEREY A (UBS_)

3.2 (UBS25_)

3165 ccm	130 kW	6 VD1	06.92 - 07.98	PS AC-C ALT CAM	FROM: 04.94 FROM: 04.94	AVX 10 x 1025 4 PK 805 4 PK 966 ZRK 1235
----------	--------	-------	---------------	--------------------------	----------------------------	---

3.1 TD (UBS69_)

3059 ccm	84 kW	4 JG2TC	09.91 - 07.98	ALT PS PS CAM CAM	FROM: 01.92 MTR-CODE: 31TD; MOD: UBSD;UBSG; - AC MTR-CODE: 31TD; MOD: UBSD;UBSG; REQ: 2; + AC	X17 x 1025 AVX 13 x 1450 AVX 13 x 1525 ZRK 1097 KT 1110
----------	-------	---------	---------------	-----------------------------------	---	---

MONTEREY B

3.5 V6 24V

3494 ccm	158 kW	6 VE1	07.98 - 08.99	ALT ALT	MTR-CODE: 35P; - AC MTR-CODE: 35P; + AC	6 PK 2040 6 PK 2285
----------	--------	-------	---------------	------------	--	------------------------

3.0 DTI

2999 ccm	117 kW	4 JX1	07.98 - 08.99	CAM		ZRK 1431
----------	--------	-------	---------------	-----	--	----------

OMEGA B (25_, 26_, 27_)

2.0

1998 ccm	85 kW	20 SE	03.94 - 12.00	ALT ALT	FROM: 09.94; - AC FROM: 09.94; + AC	6 PK 1725 6 PK 1900
----------	-------	-------	---------------	------------	--	------------------------

2.0

1998 ccm	85 kW	X 20 SE	03.94 - 09.99	ALT ALT CAM CAM W-P; CAM	FROM: 09.94; - AC FROM: 09.94; + AC	6 PK 1725 6 PK 1900 ZRK 1023 KT 1027 KT 1027 W1
----------	-------	---------	---------------	--------------------------------------	--	---

2.0 16V

1998 ccm	100 kW	X 20 XEV	03.94 - 09.99	ALT ALT CAM CAM CAM	- AC + AC	6 PK 1725 6 PK 1900 ZRK 1291 KT 1030 KT 1030 W1
----------	--------	----------	---------------	---------------------------------	--------------	---

2.2 16V

2198 ccm	106 kW	Y 22 XE;Z 22 XE	09.99 - 07.03	ALT ALT CAM CAM W-P; CAM	FROM: 08.00; - AC FROM: 08.00; + AC	6 PK 1725 6 PK 1900 ZRK 1256 KT 1384 KT 1384 W1
----------	--------	-----------------	---------------	--------------------------------------	--	---

2.5 V6

2498 ccm	125 kW	X 25 XE	03.94 - 09.00	ALT ALT ALT CAM CAM	- AC FROM CHA-NO.: S1059679; + AC UNTIL CHA-NO.: S1059678; + AC UNTIL: 08.98; UNTIL MTR-NO: 08300418 UNTIL MTR-NO: 08300418; OE-NO.: 90530599	6 PK 1900 6 PK 2020 6 PK 2260 ZRK 1022 KT 1461
----------	--------	---------	---------------	---------------------------------	---	--

2.6 V6

2597 ccm	132 kW	Y 26 SE	09.00 - 07.03	ALT ALT	- AC + AC	6 PK 1900 6 PK 2020
----------	--------	---------	---------------	------------	--------------	------------------------

3.0 V6

2962 ccm	155 kW	X 30 XE	04.94 - 02.01	ALT ALT ALT CAM CAM	- AC FROM CHA-NO.: S1059679; + AC UNTIL CHA-NO.: S1059678; + AC UNTIL: 08.98; UNTIL MTR-NO: 08300418 UNTIL MTR-NO: 08300418; OE-NO.: 90530599	6 PK 1900 6 PK 2020 6 PK 2260 ZRK 1022 KT 1461
----------	--------	---------	---------------	---------------------------------	---	--

3.2 V6

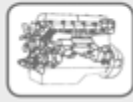
3175 ccm	160 kW	Y 32 SE	02.01 - 07.03	ALT ALT	- AC + AC	6 PK 1900 6 PK 2020
----------	--------	---------	---------------	------------	--------------	------------------------

2.0 DTI 16V

1995 ccm	74 kW	X 20 DTH	09.97 - 09.00	ALT ALT	- AC + AC	6 PK 1800 6 PK 1900
----------	-------	----------	---------------	------------	--------------	------------------------

2.2 DTI 16V

2171 ccm	81 kW	Y 22 DTH	09.00 - 07.03	ALT ALT	- AC + AC	6 PK 1800 6 PK 1900
----------	-------	----------	---------------	------------	--------------	------------------------



OPEL

OMEGA B (25_, 26_, 27_)

2.2 DTI 16V

2171 ccm	88 kW	Y 22 DTH	09.00 - 07.03	ALT	- AC	6 PK 1800
				ALT	+ AC	6 PK 1900

2.5 TD

2497 ccm	96 kW	25 DT;X 25 DT;X 25 TD	04.94 - 07.03	AC-C	FROM CHA-NO.: W1000001	4 PK 805
				AC-C	UNTIL CHA-NO.: V1999999	4 PK 780
				ALT		5 PK 1815

2.5 DTI

2497 ccm	110 kW	Y 25 DT	09.01 - 07.03	AC-C		5 PK 830
				ALT		5 PK 2020

OMEGA B Caravan (21_, 22_, 23_)

2.0

1998 ccm	85 kW	X 20 SE	03.94 - 09.99	ALT	FROM: 09.94; - AC	6 PK 1725
				ALT	FROM: 09.94; + AC	6 PK 1900
				CAM		ZRK 1023
				CAM		KT 1027
				W-P; CAM		KT 1027 W1

2.0 16V

1998 ccm	100 kW	X 20 XEV	03.94 - 09.99	ALT	- AC	6 PK 1725
				ALT	+ AC	6 PK 1900
				CAM		ZRK 1291
				CAM		KT 1030
				CAM		KT 1030 W1

2.2 16V

2198 ccm	106 kW	Y 22 XE;Z 22 XE	09.99 - 07.03	ALT	FROM: 08.00; - AC	6 PK 1725
				ALT	FROM: 08.00; + AC	6 PK 1900
				CAM		ZRK 1256
				CAM		KT 1384
				W-P; CAM		KT 1384 W1

2.5 V6

2498 ccm	125 kW	X 25 XE	03.94 - 09.00	ALT	- AC	6 PK 1900
				ALT	FROM CHA-NO.: S1059679; + AC	6 PK 2020
				ALT	UNTIL CHA-NO.: S1059678; + AC	6 PK 2260
				CAM	UNTIL: 08.98; UNTIL MTR-NO: 08300418	ZRK 1022
				CAM	UNTIL MTR-NO: 08300418; OE-NO.: 90530599	KT 1461

2.6 V6

2597 ccm	132 kW	Y 26 SE	09.00 - 07.03	ALT	- AC	6 PK 1900
				ALT	+ AC	6 PK 2020

3.0 V6

2962 ccm	155 kW	X 30 XE	04.94 - 02.01	ALT	- AC	6 PK 1900
				ALT	FROM CHA-NO.: S1059679; + AC	6 PK 2020
				ALT	UNTIL CHA-NO.: S1059678; + AC	6 PK 2260
				CAM	UNTIL: 08.98; UNTIL MTR-NO: 08300418	ZRK 1022
				CAM	UNTIL MTR-NO: 08300418; OE-NO.: 90530599	KT 1461

3.2 V6

3175 ccm	160 kW	Y 32 SE	02.01 - 07.03	ALT	- AC	6 PK 1900
				ALT	+ AC	6 PK 2020

2.0 DTI 16V

1995 ccm	74 kW	X 20 DTH	09.97 - 09.00	ALT	- AC	6 PK 1800
				ALT	+ AC	6 PK 1900

2.2 DTI 16V

2171 ccm	81 kW	Y 22 DTH	09.00 - 07.03	ALT	- AC	6 PK 1800
				ALT	+ AC	6 PK 1900

2.2 DTI 16V

2171 ccm	88 kW	Y 22 DTH	09.00 - 07.03	ALT	- AC	6 PK 1800
				ALT	+ AC	6 PK 1900

2.5 TD

2497 ccm	96 kW	25 DT;X 25 DT;X 25 TD	04.94 - 02.01	AC-C	FROM CHA-NO.: W1000001	4 PK 805
				AC-C	UNTIL CHA-NO.: V1999999	4 PK 780
				ALT		5 PK 1815

2.5 DTI

2497 ccm	110 kW	Y 25 DT	09.01 - 07.03	AC-C		5 PK 830
				ALT		5 PK 2020



OPEL

SIGNUM

1.8

1796 ccm	103 kW	Z 18 XER	09.05 -	ALT	- AC	5 PK 1450
				ALT	UNTIL: 03.07; + AC	5 PK 1545
				CAM		ZRK 1455
				CAM		KT 1405
				W-P; CAM		KT 1405 W1

1.8

1796 ccm	90 kW	Z 18 XE	05.03 -	ALT	- AC	5 PK 940
				ALT	+ AC	5 PK 1240
				CAM		ZRK 1026
				CAM		KT 1207
				CAM		KT 1207 W2

2.0 Turbo

1998 ccm	129 kW	Z 20 NET	05.03 -	ALT	- AC	5 PK 880
				ALT	+ AC	5 PK 1030

2.2 direct

2198 ccm	114 kW	Z 22 YH	05.03 -	ALT	- AC	5 PK 880
				ALT	+ AC	5 PK 1030

2.8 V6 Turbo

2792 ccm	169 kW	Z 28 NEL	09.05 -	ALT		6 PK 2120
----------	--------	----------	---------	-----	--	-----------

2.8 V6 Turbo

2792 ccm	184 kW	Z 28 NET	01.06 -	ALT		6 PK 2120
----------	--------	----------	---------	-----	--	-----------

3.2 V6

3175 ccm	155 kW	Z 32 SE	05.03 -	ALT	- AC	6 PK 1863
				ALT	+ AC	6 PK 1990

1.9 CDTI

1910 ccm	74 kW	Z 19 DT	08.05 -	ALT	+ AC	6 PK 1413
				ALT	UNTIL CHA-NO.: 71111927; - AC	6 PK 1055
				CAM	MTR-CODE: Z19DTL	KT 1426 W1

1.9 CDTI

1910 ccm	88 kW	Z 19 DT	04.04 -	ALT	+ AC	6 PK 1413
				ALT	UNTIL CHA-NO.: 71111927; - AC	6 PK 1055
				CAM		ZRK 1540
				CAM		KT 1426
				CAM		KT 1426 W1

1.9 CDTI

1910 ccm	110 kW	Z 19 DTH	04.04 -	ALT	+ AC	6 PK 1413
				ALT	UNTIL CHA-NO.: 71111927; - AC	6 PK 1055
				CAM		ZRK 1466
				CAM		KT 1400
				CAM	MTR-CODE: Z19DTH	KT 1535 W1
				W-P; CAM		KT 1400 W1

2.0 DTI

1994 ccm	74 kW	Y 20 DTH	05.03 -	ALT	- AC	6 PK 1800
				ALT	FROM CHA-NO.: 31154546; + AC	6 PK 1880

2.2 DTI

2171 ccm	92 kW	Y 22 DTR	05.03 -	ALT	- AC	6 PK 1800
				ALT	FROM CHA-NO.: 31154546; + AC	6 PK 1880

3.0 V6 CDTI

2958 ccm	130 kW	Y 30 DT	05.03 -	ALT		6 PK 1920
----------	--------	---------	---------	-----	--	-----------

3.0 V6 CDTI

2959 ccm	135 kW	Z 30 DT	09.05 -	ALT	+ AC	6 PK 1920
----------	--------	---------	---------	-----	------	-----------

SINTRA

2.2 i 16V

2198 ccm	104 kW	X 22 XE	11.96 - 04.99	ALT	- AC	6 PK 1725
				ALT	+ AC	6 PK 1900
				CAM		ZRK 1256
				CAM		KT 1384
				W-P; CAM		KT 1384 W1

3.0 i 24V

2962 ccm	148 kW	X 30 XE	11.96 - 04.99	ALT		6 PK 2020
				CAM	UNTIL MTR-NO: 08300000	ZRK 1022
				CAM	UNTIL MTR-NO: 08300000; OE-NO.: 90530599	KT 1461

2.2 DTI

2171 ccm	85 kW	X 22 DTH	07.97 - 04.99	ALT	FROM: 11.97; - AC	6 PK 1800
----------	-------	----------	---------------	-----	-------------------	-----------



OPEL

SINTRA

2.2 DTI

2171 ccm 85 kW X 22 DTH 07.97 - 04.99 ALT FROM: 11.97; + AC 6 PK 1900

SPEEDSTER

2.0 Turbo

1998 ccm 147 kW Z 20 LET 04.03 - ALT 5 PK 1680
CAM ZRK 1330
CAM UNTIL: 12.03 KT 1385

2.0

1998 ccm 162 kW Z 20 LET 10.03 - ALT 5 PK 1680

2.2

2198 ccm 108 kW Z 22 SE 09.00 - ALT - AC 5 PK 880
ALT + AC 5 PK 1030

TIGRA (95_)

1.4 16V

1389 ccm 63 kW X 14 XE 08.97 - 12.00 ALT - AC; - PS 6 PK 894
ALT + AC 6 PK 1800
ALT + PS; - AC 6 PK 1530

1.4 16V

1389 ccm 66 kW X 14 XE 07.94 - 12.00 ALT - AC; - PS 6 PK 894
ALT + AC 6 PK 1800
ALT + PS; - AC 6 PK 1530
CAM ZRK 1024
CAM KT 1024
W-P; CAM KT 1024 W1

1.6 16V

1598 ccm 74 kW C 16 SEL 08.97 - 08.98 ALT - AC; - PS 6 PK 894
ALT + AC 6 PK 1800
ALT + PS; - AC 6 PK 1530

1.6 16V

1598 ccm 78 kW X 16 XE 07.94 - 08.98 ALT - AC; - PS 6 PK 894
ALT + AC 6 PK 1800
ALT + PS; - AC 6 PK 1530
CAM ZRK 1024
CAM KT 1024
W-P; CAM KT 1024 W1

TIGRA TwinTop

1.4

1364 ccm 66 kW Z 14 XEP 06.04 - ALT - AC 5 PK 1230
ALT + AC 5 PK 1370

1.8

1796 ccm 92 kW Z 18 XE 06.04 - ALT - AC 5 PK 940
ALT + AC 5 PK 1210
CAM ZRK 1026
CAM KT 1207
CAM KT 1207 W2

1.3 CDTI

1248 ccm 51 kW Z 13 DT 06.04 - ALT FROM: 11.04; - AC 6 PK 1185
ALT FROM: 11.04; + AC 6 PK 1318

VECTRA A CC (88_, 89_)

1.4 S

1389 ccm 55 kW 14 NV 04.88 - 06.92 CAM ZRK 1292
CAM FROM MTR-NO: 19307806 KT 1002
W-P; CAM FROM MTR-NO: 19307806 KT 1002 W2

1.6 i

1598 ccm 52 kW X 16 SZ 09.93 - 11.95 ALT - AC 6 PK 1460
ALT + AC 6 PK 1800
ALT UNTIL CHA-NO.: M5178236;M1169325; + PS 5 PK 970
CAM FROM MTR-NO: 02J22350;19307806 ZRK 1292
CAM UNTIL MTR-NO: 02J22349;19307805 ZRK 1016
CAM FROM MTR-NO: 02J22350;19307806 KT 1002
W-P; CAM FROM MTR-NO: 02J22350;19307806 KT 1002 W2

1.6 i KAT

1598 ccm 55 kW C 16 NZ;C 16 NZ2 09.88 - 11.95 ALT UNTIL: 08.92 AVX 10 x 913
ALT FROM: 09.92; - AC 6 PK 1460



OPEL

VECTRA A CC (88_, 89_)

1.6 i KAT

1598 ccm	55 kW	C 16 NZ; C 16 NZ2	09.88 - 11.95	ALT	FROM: 09.92; + AC	6 PK 1800
				ALT	MTR-CODE: C16NZ2; - AC	6 PK 1725
				ALT	MTR-CODE: C16NZ2; + AC	6 PK 1900
				ALT	UNTIL CHA-NO.: M5178236; M1169325; + PS	5 PK 970
				ALT	UNTIL: 08.92; FROM CHA-NO.: M1169326; M1169326; + PS	5 PK 985
				CAM	FROM MTR-NO: 02J22350	ZRK 1292
				CAM	MTR-CODE: C16NZ2	ZRK 1023
				CAM	UNTIL MTR-NO: 02J22349	ZRK 1016
				CAM	FROM MTR-NO: 02J22350	KT 1002
				CAM	MTR-CODE: C16NZ2	KT 1027
				CAM	FROM MTR-NO: 02J22350	KT 1002 W2
				W-P; CAM	MTR-CODE: C 16 NZ2	KT 1027 W1

1.6 S

1598 ccm	60 kW	16 SV	09.88 - 05.93	ALT	UNTIL: 08.92	AVX 10 x 913
				ALT	FROM: 09.92; - AC	6 PK 1460
				ALT	FROM: 09.92; + AC	6 PK 1800
				ALT	UNTIL CHA-NO.: M5178236; M1169325; + PS	5 PK 970
				ALT	UNTIL: 08.92; FROM CHA-NO.: M1169326; M1169326; + PS	5 PK 985
				CAM	FROM MTR-NO: 02J22350; 19307806	ZRK 1292
				CAM	UNTIL MTR-NO: 02J22349; 19307805	ZRK 1016
				CAM	FROM MTR-NO: 02J22350; 19307806	KT 1002
				W-P; CAM	FROM MTR-NO: 02J22350; 19307806	KT 1002 W2

1.8 S

1796 ccm	65 kW	E 18 NVR	09.88 - 07.89	ALT	AMP: 70	AVX 10 x 925
				ALT	AMP: 90	AVX 10 x 1000
				PS	- AC	AVX 10 x 800
				CAM	FROM MTR-NO: [14/25] 142839	ZRK 1023
				CAM	UNTIL MTR-NO: [14/25] 142838	ZRK 1278

1.8 i

1796 ccm	66 kW	18 SV	09.88 - 10.90	ALT	AMP: 70	AVX 10 x 925
				ALT	CHA-NO.: L; AMP: 90	AVX 10 x 1000
				ALT	CHA-NO.: M, N; AMP: 90	AVX 10 x 940
				PS	CHA-NO.: L, M, N; - AC	AVX 10 x 800
				PS	CHA-NO.: L, M, N; + AC	AVX 10 x 690
				CAM	FROM MTR-NO: [14/25] 142839	ZRK 1023
				CAM	UNTIL MTR-NO: [14/25] 142838	ZRK 1278

1.8 i KAT

1796 ccm	66 kW	C 18 NZ	03.90 - 11.95	ALT	UNTIL: 08.92; AMP: 70	AVX 10 x 925
				ALT	UNTIL: 08.92; AMP: 90	AVX 10 x 1000
				PS	UNTIL: 08.92	AVX 10 x 800
				ALT	FROM: 09.92; FROM CHA-NO.: P-; - AC	6 PK 1725
				ALT	FROM: 09.92; FROM CHA-NO.: P-; + AC	6 PK 1900
				CAM	FROM MTR-NO: [14/25] 142839	ZRK 1023
				CAM	UNTIL MTR-NO: [14/25] 142838	ZRK 1278
				CAM	FROM MTR-NO: 14142839	KT 1027
				W-P; CAM	FROM MTR-NO: 14142839	KT 1027 W1

2.0

1998 ccm	74 kW	C 20 NEF	04.88 - 09.89	ALT	AMP: 70	AVX 10 x 925
				ALT	AMP: 90	AVX 10 x 1000
				PS		AVX 10 x 800
				CAM		ZRK 1278

2.0 i

1998 ccm	85 kW	20 NE	09.88 - 10.90	ALT	AMP: 70	AVX 10 x 925
				ALT	AMP: 90	AVX 10 x 1000
				PS		AVX 10 x 800
				CAM		ZRK 1278
				W-P; CAM	FROM MTR-NO: 14608701	KT 1027 W1

2.0 i KAT

1998 ccm	85 kW	C 20 NE	09.88 - 11.95	ALT	AMP: 70	AVX 10 x 925
				ALT	CHA-NO.: L; AMP: 90	AVX 10 x 1000
				ALT	CHA-NO.: M, N; AMP: 90	AVX 10 x 940
				PS	CHA-NO.: L, M, N; - AC	AVX 10 x 800
				PS	CHA-NO.: L, M, N; + AC	AVX 10 x 690
				ALT	FROM: 09.92; FROM CHA-NO.: P-; - AC	6 PK 1725



OPEL

VECTRA A CC (88_, 89_)

2.0 i KAT

1998 ccm	85 kW	C 20 NE	09.88 - 11.95	ALT	FROM: 09.92; FROM CHA-NO.: P-; + AC	6 PK 1900
				CAM	FROM MTR-NO: [14/25] 142839	ZRK 1023
				CAM	UNTIL MTR-NO: [14/25] 142838	ZRK 1278
				CAM	FROM MTR-NO: 14608701	KT 1027
				W-P; CAM	FROM MTR-NO: 14608701	KT 1027 W1

2.0 i GT

1998 ccm	95 kW	20 SEH	09.88 - 11.95	ALT	UNTIL: 08.92; AMP: 70	AVX 10 x 925
				ALT	UNTIL: 08.92; AMP: 90	AVX 10 x 1000
				PS	UNTIL: 08.92	AVX 10 x 800
				ALT	FROM: 09.92; FROM CHA-NO.: P-; - AC	6 PK 1725
				ALT	FROM: 09.92; FROM CHA-NO.: P-; + AC	6 PK 1900
				CAM	FROM MTR-NO: [14/25] 142839	ZRK 1023
				CAM	UNTIL MTR-NO: [14/25] 142838	ZRK 1278

2.0 i 16V

1998 ccm	100 kW	X 20 XEV	06.94 - 11.95	ALT	- AC	6 PK 1725
				ALT	+ AC	6 PK 1900
				CAM		ZRK 1291
				CAM		KT 1030
				CAM		KT 1030 W1

2.0 i 16V

1998 ccm	110 kW	20 XEJ	02.89 - 10.90	CAM	FROM MTR-NO: [14/25] 142839	ZRK 1025
				CAM	UNTIL MTR-NO: [14/25] 142838	ZRK 1011
				W-P; CAM	FROM MTR-NO: 14142839	KT 1025 W1

2.0 i 16V KAT

1998 ccm	110 kW	C 20 XE	02.90 - 11.95	ALT	AMP: 70	AVX 10 x 913
				ALT	CHA-NO.: L; AMP: 90	AVX 10 x 1000
				ALT	CHA-NO.: M, N; AMP: 90	AVX 10 x 940
				PS	CHA-NO.: L, M, N; - AC	AVX 10 x 785
				PS	CHA-NO.: L, M, N; + AC	AVX 10 x 690
				ALT	FROM: 09.92; FROM CHA-NO.: P-; - AC	6 PK 1725
				ALT	FROM: 09.92; FROM CHA-NO.: P-; + AC	6 PK 1900
				CAM	FROM MTR-NO: [14/25] 142839	ZRK 1025
				CAM	UNTIL MTR-NO: [14/25] 142838	ZRK 1011
				CAM	FROM MTR-NO: 14142839	KT 1025
				CAM	UNTIL MTR-NO: 14142838	KT 1159
				W-P; CAM	FROM MTR-NO: 14142839	KT 1025 W1

2.5 V6

2498 ccm	125 kW	C 25 XE	02.93 - 11.95	ALT	- AC	6 PK 1900
				ALT	AMP: 120; MOD: 89; + AC	6 PK 2260
				ALT	MOD: 89; + AC; - AMP: 120	6 PK 2270
				CAM		ZRK 1022
				CAM	OE-NO.: 90530599	KT 1461

1.7 D

1700 ccm	42 kW	17 D	09.88 - 09.92	ALT		AVX 10 x 913
				PS	+ FA	AVX 10 x 825
				PS	+ MAN-TM	AVX 10 x 813
				CAM	FROM MTR-NO: [14/25] 333431	ZRK 1025
				CAM	UNTIL MTR-NO: [14/25] 333430	ZRK 1015
				CAM	UNTIL MTR-NO: 14333430; MTR-TYP: Opel	KT 1023
				W-P; CAM	UNTIL MTR-NO: 14363650	KT 1023 W1

1.7 D

1700 ccm	44 kW	17 DR	07.92 - 11.95	CAM	FROM MTR-NO: [14/25] 363652	ZRK 1025
				CAM	UNTIL MTR-NO: [14/25] 363651	ZRK 1015
				CAM	MTR-TYP: Opel	KT 1077
				W-P; CAM	FROM MTR-NO: 14363651	KT 1077 W1

1.7 TD

1686 ccm	60 kW	17 DT (TC4EE1);X 17 DT (TC4EE1)	03.90 - 11.95	ALT; AC-C		AVX 13 x 915
				PS		AVX 10 x 950
				CAM		ZRK 1280
				CAM	FROM MTR-NO: 551391	KT 1427
				CAM	UNTIL MTR-NO: 551390	KT 1425

VECTRA A (86_, 87_)

1.4 S

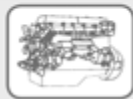
1389 ccm	55 kW	14 NV	09.88 - 06.92	CAM		ZRK 1292
----------	-------	-------	---------------	-----	--	----------



OPEL

VECTRA A (86_, 87_)

1.4 S						
1389 ccm	55 kW	14 NV	09.88 - 06.92	CAM W-P; CAM	FROM MTR-NO: 19307806 FROM MTR-NO: 19307806	KT 1002 KT 1002 W2
1.6						
1598 ccm	51 kW	C 16 LZ2	08.92 - 07.93	ALT ALT W-P; CAM	- AC + AC	6 PK 1725 6 PK 1900 KT 1027 W1
1.6 i						
1598 ccm	52 kW	X 16 SZ	09.93 - 11.95	ALT ALT CAM CAM CAM W-P; CAM	- AC + AC UNTIL CHA-NO.: M5178236;M1169325; + PS FROM MTR-NO: 02J22350 UNTIL MTR-NO: 02J22349 FROM MTR-NO: 02J22350 FROM MTR-NO: 02J22350;19307806	6 PK 1460 6 PK 1800 5 PK 970 ZRK 1292 ZRK 1016 KT 1002 KT 1002 W2
1.6 i						
1598 ccm	55 kW	C 16 NZ;C 16 NZ2;E 16 NZ	09.88 - 11.95	ALT CAM CAM CAM W-P; CAM	FROM MTR-NO: 02J22350;19307806 UNTIL MTR-NO: 02J22349;19307805 FROM MTR-NO: 02J22350;19307806 FROM MTR-NO: 02J22350;19307806	AVX 10 x 913 ZRK 1292 ZRK 1016 KT 1002 KT 1002 W2
1.6 i						
1598 ccm	55 kW	16 LZ2	09.93 - 11.95	CAM CAM		ZRK 1023 KT 1027
1.6						
1598 ccm	60 kW	16 SV	09.88 - 05.93	ALT ALT ALT ALT CAM CAM CAM W-P; CAM	UNTIL: 08.92 FROM: 09.92; - AC FROM: 09.92; + AC UNTIL CHA-NO.: M5178236;M1169325; + PS UNTIL: 08.92; FROM CHA-NO.: M1169326;M1169326; + PS FROM MTR-NO: 02J22350;19307806 UNTIL MTR-NO: 02J22349;19307805 FROM MTR-NO: 02J22350;19307806 FROM MTR-NO: 02J22350;19307806	AVX 10 x 913 6 PK 1460 6 PK 1800 5 PK 970 5 PK 985 ZRK 1292 ZRK 1016 KT 1002 KT 1002 W2
1.6						
1598 ccm	65 kW	E 16 NZ	08.92 - 06.94	ALT ALT ALT	- AC + AC UNTIL CHA-NO.: M5178236;M1169325; + PS	6 PK 1460 6 PK 1800 5 PK 970
1.8 S						
1796 ccm	65 kW	E 18 NVR	09.88 - 07.89	ALT ALT PS CAM CAM	AMP: 70 AMP: 90 - AC FROM MTR-NO: [14/25] 142839 UNTIL MTR-NO: [14/25] 142838	AVX 10 x 925 AVX 10 x 1000 AVX 10 x 800 ZRK 1023 ZRK 1278
1.8 S 4x4						
1796 ccm	65 kW	E 18 NVR	01.89 - 07.89	ALT ALT PS CAM CAM	AMP: 70 AMP: 90 - AC FROM MTR-NO: [14/25] 142839 UNTIL MTR-NO: [14/25] 142838	AVX 10 x 925 AVX 10 x 1000 AVX 10 x 800 ZRK 1023 ZRK 1278
1.8 S						
1796 ccm	66 kW	18 SV	09.89 - 10.90	ALT ALT PS CAM CAM W-P; CAM	AMP: 70 AMP: 90 - AC FROM MTR-NO: [14/25] 142839 UNTIL MTR-NO: [14/25] 142838 FROM MTR-NO: 14142839	AVX 10 x 925 AVX 10 x 1000 AVX 10 x 800 ZRK 1023 ZRK 1278 KT 1027 W1
1.8 i KAT						
1796 ccm	66 kW	C 18 NZ	03.90 - 11.95	ALT ALT PS ALT ALT CAM CAM CAM	UNTIL: 08.92; AMP: 70 UNTIL: 08.92; AMP: 90 UNTIL: 08.92; - AC FROM: 09.92; FROM CHA-NO.: P~; - AC FROM: 09.92; FROM CHA-NO.: P~; + AC FROM MTR-NO: [14/25] 142839 UNTIL MTR-NO: [14/25] 142838 FROM MTR-NO: 14142839	AVX 10 x 925 AVX 10 x 1000 AVX 10 x 800 6 PK 1725 6 PK 1900 ZRK 1023 ZRK 1278 KT 1027



OPEL

VECTRA A (86_, 87_)

1.8 i KAT

1796 ccm 66 kW C 18 NZ 03.90 - 11.95 W-P; CAM FROM MTR-NO: 14142839 **KT 1027 W1**

2.0

1998 ccm 74 kW C 20 NEF 09.88 - 09.89 ALT AMP: 70 **AVX 10 x 925**
ALT AMP: 90 **AVX 10 x 1000**
PS **AVX 10 x 800**
CAM FROM MTR-NO: [14/25] 142839 **ZRK 1023**
CAM UNTIL MTR-NO: [14/25] 142838 **ZRK 1278**

2.0 i

1998 ccm 85 kW 20 NE 09.88 - 10.90 ALT AMP: 70 **AVX 10 x 925**
ALT AMP: 90 **AVX 10 x 1000**
PS - AC **AVX 10 x 800**
CAM FROM MTR-NO: [14/25] 142839 **ZRK 1023**
CAM UNTIL MTR-NO: [14/25] 142838 **ZRK 1278**
W-P; CAM FROM MTR-NO: 14608701 **KT 1027 W1**

2.0 i KAT

1998 ccm 85 kW C 20 NE 09.88 - 11.95 ALT UNTIL: 08.92; AMP: 70 **AVX 10 x 925**
ALT UNTIL: 08.92; AMP: 90 **AVX 10 x 1000**
PS UNTIL: 08.92; - AC **AVX 10 x 800**
ALT FROM: 09.92; FROM CHA-NO.: P~; - AC **6 PK 1725**
ALT FROM: 09.92; FROM CHA-NO.: P~; + AC **6 PK 1900**
CAM FROM MTR-NO: [14/25] 142839 **ZRK 1023**
CAM UNTIL MTR-NO: [14/25] 142838 **ZRK 1278**
CAM FROM MTR-NO: 14608701 **KT 1027**
W-P; CAM FROM MTR-NO: 14608701 **KT 1027 W1**

2.0 i 4x4

1998 ccm 85 kW 20 NE 01.89 - 10.90 ALT AMP: 70 **AVX 10 x 925**
ALT AMP: 90 **AVX 10 x 1000**
PS - AC **AVX 10 x 800**
CAM FROM MTR-NO: [14/25] 142839 **ZRK 1023**
CAM UNTIL MTR-NO: [14/25] 142838 **ZRK 1278**
W-P; CAM FROM MTR-NO: 14608701 **KT 1027 W1**

2.0 i 4x4 KAT

1998 ccm 85 kW C 20 NE 01.89 - 11.95 ALT UNTIL: 08.92; AMP: 70 **AVX 10 x 925**
ALT UNTIL: 08.92; AMP: 90 **AVX 10 x 1000**
PS UNTIL: 08.92; - AC **AVX 10 x 800**
ALT FROM: 09.92; FROM CHA-NO.: P~; - AC **6 PK 1725**
ALT FROM: 09.92; FROM CHA-NO.: P~; + AC **6 PK 1900**
CAM FROM MTR-NO: [14/25] 142839 **ZRK 1023**
CAM UNTIL MTR-NO: [14/25] 142838 **ZRK 1278**
CAM FROM MTR-NO: 14608701 **KT 1027**
W-P; CAM FROM MTR-NO: 14608701 **KT 1027 W1**

2.0 i

1998 ccm 95 kW 20 SEH 09.88 - 09.92 ALT UNTIL: 08.92; AMP: 70 **AVX 10 x 925**
ALT UNTIL: 08.92; AMP: 90 **AVX 10 x 1000**
PS UNTIL: 08.92; - AC **AVX 10 x 800**
CAM FROM MTR-NO: [14/25] 142839 **ZRK 1023**
CAM UNTIL MTR-NO: [14/25] 142838 **ZRK 1278**

2.0 i 4x4

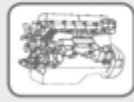
1998 ccm 95 kW 20 SEH 01.89 - 09.92 ALT UNTIL: 08.92; AMP: 70 **AVX 10 x 925**
ALT UNTIL: 08.92; AMP: 90 **AVX 10 x 1000**
PS UNTIL: 08.92; - AC **AVX 10 x 800**
CAM FROM MTR-NO: [14/25] 142839 **ZRK 1023**
CAM UNTIL MTR-NO: [14/25] 142838 **ZRK 1278**

2.0 i 16V

1998 ccm 100 kW X 20 XEV 06.94 - 11.95 ALT - AC **6 PK 1725**
ALT + AC **6 PK 1900**
CAM **ZRK 1291**
CAM **KT 1030**
CAM **KT 1030 W1**

2.0 i 16V 4x4

1998 ccm 100 kW X 20 XEV 06.94 - 11.95 ALT - AC **6 PK 1725**
ALT + AC **6 PK 1900**
CAM **ZRK 1291**
CAM **KT 1030**
CAM **KT 1030 W1**



OPEL

VECTRA A (86_, 87_)

2000/GT 16V

1998 ccm	110 kW	20 XEJ	01.89 - 06.94	ALT	UNTIL: 08.92	AVX 10 x 913
				PS	UNTIL: 08.92; - AC	AVX 10 x 785
				ALT	FROM: 09.92; FROM CHA-NO.: P-; - AC	6 PK 1725
				ALT	FROM: 09.92; FROM CHA-NO.: P-; + AC	6 PK 1900
				CAM	FROM: 01.93; FROM MTR-NO: [14/25] 142839	ZRK 1025
				CAM	UNTIL: 12.92; UNTIL MTR-NO: [14/25] 142838	ZRK 1011
				W-P; CAM	FROM MTR-NO: 14142839	KT 1025 W1

2000/GT 16V KAT

1998 ccm	110 kW	C 20 XE	02.90 - 11.95	ALT	UNTIL: 08.92	AVX 10 x 913
				PS	UNTIL: 08.92; - AC	AVX 10 x 785
				ALT	FROM: 09.92; FROM CHA-NO.: P-; - AC	6 PK 1725
				ALT	FROM: 09.92; FROM CHA-NO.: P-; + AC	6 PK 1900
				CAM	FROM MTR-NO: [14/25] 142839	ZRK 1025
				CAM	UNTIL MTR-NO: [14/25] 142838	ZRK 1011
				CAM	FROM MTR-NO: 14142839	KT 1025
				CAM	UNTIL MTR-NO: 14142838	KT 1159
				W-P; CAM	FROM MTR-NO: 14142839	KT 1025 W1

2000 16V 4x4

1998 ccm	110 kW	20 XEJ	01.89 - 10.90	ALT		AVX 10 x 913
				PS	- AC	AVX 10 x 785
				CAM		ZRK 1011
				W-P; CAM	FROM MTR-NO: 14142839	KT 1025 W1

2000/GT 16V 4x4 KAT

1998 ccm	110 kW	C 20 XE	02.90 - 11.95	ALT	UNTIL: 08.92	AVX 10 x 913
				PS	UNTIL: 08.92; - AC	AVX 10 x 785
				ALT	FROM: 09.92; FROM CHA-NO.: P-; - AC	6 PK 1725
				ALT	FROM: 09.92; FROM CHA-NO.: P-; + AC	6 PK 1900
				CAM	FROM MTR-NO: [14/25] 142839	ZRK 1025
				CAM	UNTIL MTR-NO: [14/25] 142838	ZRK 1011
				CAM	FROM MTR-NO: 14142839	KT 1025
				CAM	UNTIL MTR-NO: 14142838	KT 1159
				W-P; CAM	FROM MTR-NO: 14142839	KT 1025 W1

2.0 i Turbo 4x4

1998 ccm	150 kW	C 20 LET	06.94 - 11.95	ALT	- AC	6 PK 1725
				ALT	+ AC	6 PK 1900
				CAM	FROM MTR-NO: [14/25] 002935	ZRK 1025
				CAM	UNTIL MTR-NO: [14/25] 002934	ZRK 1011
				CAM		KT 1025
				W-P; CAM		KT 1025 W1

2.5 V6

2498 ccm	125 kW	C 25 XE	02.93 - 11.95	ALT	- AC	6 PK 1900
				ALT	AMP: 120; MOD: 87; + AC	6 PK 2260
				ALT	MOD: 87; + AC; - AMP: 120	6 PK 2270
				CAM		ZRK 1022
				CAM	OE-NO.: 90530599	KT 1461

1.7 D

1700 ccm	42 kW	17 D	10.88 - 09.92	ALT	- AC	AVX 10 x 913
				PS	+ FA	AVX 10 x 825
				PS	+ MAN-TM	AVX 10 x 813
				CAM	FROM MTR-NO: [14/25] 333431	ZRK 1025
				CAM	UNTIL MTR-NO: [14/25] 333430	ZRK 1015
				CAM	UNTIL MTR-NO: 14333430; MTR-TYP: Opel	KT 1023
				W-P; CAM	UNTIL MTR-NO: 14363650	KT 1023 W1

1.7 D

1700 ccm	44 kW	17 DR	07.92 - 11.95	ALT		AVX 10 x 913
				PS	+ FA	AVX 10 x 825
				PS	+ MAN-TM	AVX 10 x 813
				CAM	FROM MTR-NO: [14/25] 363652	ZRK 1025
				CAM	UNTIL MTR-NO: [14/25] 363651	ZRK 1015
				CAM	MTR-TYP: Opel	KT 1077
				W-P; CAM	FROM MTR-NO: 14363651	KT 1077 W1

1.7 TD

1686 ccm	60 kW	17 DT (TC4EE1);X 17 DT (TC4EE1)	03.90 - 11.95	ALT; AC-C		AVX 13 x 915
				PS		AVX 10 x 950
				CAM		ZRK 1280



OPEL

VECTRA A (86_, 87_)

1.7 TD

1686 ccm	60 kW	17 DT (TC4EE1);X 17 DT (TC4EE1)	03.90 - 11.95	CAM	FROM MTR-NO: 551391	KT 1427
				CAM	UNTIL MTR-NO: 551390	KT 1425

VECTRA B CC (38_)

1.6 i

1598 ccm	55 kW	16 LZ2	10.95 - 07.03	ALT	- AC	6 PK 1725
				ALT	+ AC	6 PK 1900

1.6 i

1598 ccm	55 kW	X 16 SZR	10.95 - 07.03	ALT	- AC	6 PK 1460
				ALT	+ AC	6 PK 1800
				CAM		ZRK 1292
				CAM		KT 1002
				W-P; CAM		KT 1002 W2

1.6 i 16V

1598 ccm	74 kW	X 16 XEL;Y 16 XE;Z 16 XE	10.95 - 07.02	ALT	- AC	6 PK 1530
				ALT	+ AC	6 PK 1800
				CAM		ZRK 1024
				CAM		KT 1024
				W-P; CAM	FROM MTR-NO: 02MZ5254;20U75999	KT 1024 W2
				W-P; CAM	UNTIL MTR-NO: 02MZ5253;20U75998	KT 1024 W1

1.8 i 16V

1796 ccm	85 kW	X 18 XE1	10.95 - 09.00	ALT	- AC	6 PK 1530
				ALT	+ AC	6 PK 1800
				CAM		ZRK 1024
				CAM		ZRK 1291
				CAM		KT 1024
				CAM		KT 1030
				CAM		KT 1030 W1
				W-P; CAM		KT 1024 W3

1.8 i 16V

1799 ccm	85 kW	X 18 XE	10.95 - 09.00	ALT	- AC	6 PK 1725
				ALT	+ AC	6 PK 1900

1.8 i 16V

1796 ccm	92 kW	Z 18 XE	09.00 - 07.03	ALT	- AC	6 PK 1530
				ALT	+ AC	6 PK 1800
				CAM		ZRK 1024
				CAM		KT 1024
				W-P; CAM		KT 1024 W3

2.0 i

1998 ccm	82 kW	20 NEJ	10.95 - 02.02	ALT	- AC	6 PK 1725
				ALT	+ AC	6 PK 1900

2.0 i 16V

1998 ccm	100 kW	C 20 SEL;X 20 XEV	10.95 - 09.00	ALT	- AC	6 PK 1725
				ALT	+ AC	6 PK 1900
				CAM		ZRK 1291
				CAM		KT 1030
				CAM		KT 1030 W1

2.2 i 16V

2198 ccm	108 kW	Z 22 SE	09.00 - 07.03	ALT	+ AC	5 PK 1030
----------	--------	---------	---------------	-----	------	-----------

2.5 i V6

2498 ccm	125 kW	X 25 XE	10.95 - 09.00	ALT	- AC	6 PK 1900
				ALT	+ AC	6 PK 2020
				CAM	UNTIL CHA-NO.: W1285446;W5276825;W7154528;WL999999	ZRK 1022

2.5

2498 ccm	144 kW	X 25 XE	10.99 - 06.00	ALT	- AC	6 PK 1900
				ALT	+ AC	6 PK 2020

2.6 i V6

2597 ccm	125 kW	Y 26 SE	09.00 - 07.03	ALT	- AC	6 PK 1900
				ALT	+ AC	6 PK 2020

1.7 TD

1686 ccm	60 kW	X 17 DT (TC4EE1)	10.95 - 12.98	ALT; AC-C		AVX 13 x 915
				PS		AVX 10 x 950
				CAM		ZRK 1280
				CAM	MTR-TYP: Isuzu	KT 1427



OPEL

VECTRA B CC (38_)

2.0 DI 16V

1995 ccm	60 kW	X 20 DTL	11.96 - 06.00	ALT	- AC	6 PK 1800
				ALT	+ AC	6 PK 1900

2.0 DTI 16V

1995 ccm	74 kW	X 20 DTH;Y 20 DTH	06.97 - 07.03	ALT	- AC	6 PK 1800
				ALT	+ AC	6 PK 1900

2.2 DTI 16V

2172 ccm	92 kW	Y 22 DTR	09.00 - 07.03	ALT	- AC	6 PK 1800
				ALT	+ AC	6 PK 1900

VECTRA B (36_)

1.6 i

1598 ccm	55 kW	16 LZ2	10.95 - 04.02	ALT	- AC	6 PK 1725
				ALT	+ AC	6 PK 1900

1.6 i

1598 ccm	55 kW	X 16 SZR	10.95 - 04.02	ALT	- AC	6 PK 1460
				ALT	+ AC	6 PK 1800
				CAM		ZRK 1292
				CAM		KT 1002
				W-P; CAM		KT 1002 W2

1.6 i 16V

1598 ccm	74 kW	X 16 XEL;Y 16 XE;Z 16 XE	10.95 - 04.02	ALT	- AC	6 PK 1530
				ALT	+ AC	6 PK 1800
				CAM		ZRK 1024
				CAM		KT 1024
				W-P; CAM	FROM MTR-NO: 02MZ5254;20U75999	KT 1024 W2
				W-P; CAM	UNTIL MTR-NO: 02MZ5253;20U75998	KT 1024 W1

1.8 i 16V

1796 ccm	85 kW	X 18 XE1	10.95 - 09.00	ALT	- AC	6 PK 1530
				ALT	+ AC	6 PK 1800
				CAM		ZRK 1024
				CAM		ZRK 1291
				CAM	MTR-CODE: X18XE1	KT 1024
				CAM	MTR-CODE: X18XE1	KT 1030
				CAM		KT 1030 W1
				W-P; CAM		KT 1024 W3

1.8 i 16V

1799 ccm	85 kW	X 18 XE	10.95 - 09.00	ALT	- AC	6 PK 1725
				ALT	+ AC	6 PK 1900
				CAM		KT 1030

1.8 i 16V

1796 ccm	92 kW	Z 18 XE	09.00 - 04.02	ALT	- AC	6 PK 1530
				ALT	+ AC	6 PK 1800
				CAM		ZRK 1024
				CAM		KT 1024
				W-P; CAM		KT 1024 W3

2.0 i

1998 ccm	82 kW	20 NEJ	10.95 - 04.02	ALT	- AC	6 PK 1725
				ALT	+ AC	6 PK 1900

2.0 i 16V

1998 ccm	100 kW	C 20 SEL;X 20 XEV	10.95 - 09.00	ALT	- AC	6 PK 1725
				ALT	+ AC	6 PK 1900
				CAM		ZRK 1291
				CAM		KT 1030
				CAM		KT 1030 W1

2.2 i 16V

2198 ccm	108 kW	Z 22 SE	09.00 - 04.02	ALT	+ AC	5 PK 1030
----------	--------	---------	---------------	-----	------	-----------

2.5 i V6

2498 ccm	125 kW	X 25 XE	10.95 - 09.00	ALT	- AC	6 PK 1900
				ALT	+ AC	6 PK 2020
				CAM		ZRK 1022
				CAM	UNTIL CHA-NO.: W1285446;W5276825;W7154528;WL999999	
				CAM	UNTIL CHA-NO.: W1285446, W5276825;W7154528, WL999999; OE-NO.: 90530599	KT 1461

2.6 i V6

2597 ccm	125 kW	Y 26 SE	09.00 - 04.02	ALT	- AC	6 PK 1900
----------	--------	---------	---------------	-----	------	-----------



OPEL

VECTRA B (36_)

2.6 i V6

2597 ccm 125 kW Y 26 SE 09.00 - 04.02 ALT + AC 6 PK 2020

i 500 2.5

2498 ccm 143 kW X 25 XE 05.98 - 09.00 ALT - AC 6 PK 1900
ALT + AC 6 PK 2020
CAM UNTIL CHA-NO.: ZRK 1022
W1285446;W5276825;W7154528;WL999999
CAM UNTIL CHA-NO.: W1285446, KT 1461
W5276825;W7154528, WL999999; OE-NO.:
90530599

1.7 TD

1686 ccm 60 kW X 17 DT (TC4EE1) 10.95 - 12.98 ALT; AC-C AVX 13 x 915
PS AVX 10 x 950
CAM ZRK 1280
CAM MTR-TYP: Isuzu KT 1427

2.0 DI 16V

1995 ccm 60 kW X 20 DTL 11.96 - 04.02 ALT - AC 6 PK 1800
ALT + AC 6 PK 1900

2.0 DTI 16V

1995 ccm 74 kW X 20 DTH;Y 20 DTH 06.97 - 04.02 ALT - AC 6 PK 1800
ALT + AC 6 PK 1900

2.2 DTI 16V

2172 ccm 92 kW Y 22 DTR 09.00 - 04.02 ALT - AC 6 PK 1800
ALT + AC 6 PK 1900

VECTRA B Caravan (31_)

1.6 i

1598 ccm 55 kW 16 LZ2 11.96 - 06.00 ALT - AC 6 PK 1725
ALT + AC 6 PK 1900

1.6 i

1598 ccm 55 kW X 16 SZR 11.96 - 06.00 ALT - AC 6 PK 1460
ALT + AC 6 PK 1800
CAM ZRK 1292
CAM KT 1002
W-P; CAM KT 1002 W2

1.6 i 16V

1598 ccm 74 kW X 16 XEL;Y 16 XE;Z 16 XE 11.96 - 07.02 ALT - AC 6 PK 1530
ALT + AC 6 PK 1800
CAM ZRK 1024
CAM KT 1024
W-P; CAM FROM MTR-NO: 02MZ5254;20U75999 KT 1024 W2
W-P; CAM UNTIL MTR-NO: 02MZ5253;20U75998 KT 1024 W1

1.8 i 16V

1796 ccm 85 kW X 18 XE1 11.96 - 09.00 ALT - AC 6 PK 1530
ALT + AC 6 PK 1800
CAM ZRK 1024
CAM ZRK 1291
CAM KT 1024
CAM KT 1030
CAM KT 1030 W1
W-P; CAM KT 1024 W3

1.8 i 16V

1799 ccm 85 kW X 18 XE 11.96 - 09.00 ALT - AC 6 PK 1725
ALT + AC 6 PK 1900

1.8 i 16V

1796 ccm 92 kW Z 18 XE 09.00 - 07.03 ALT - AC 6 PK 1530
ALT + AC 6 PK 1800
CAM ZRK 1024
CAM KT 1024
W-P; CAM KT 1024 W3

2.0 i

1998 ccm 82 kW 20 NEJ 11.96 - 02.02 ALT - AC 6 PK 1725
ALT + AC 6 PK 1900

2.0 i 16V

1998 ccm 100 kW C 20 SEL;X 20 XEV 11.96 - 09.00 ALT - AC 6 PK 1725
ALT + AC 6 PK 1900
CAM ZRK 1291



OPEL

VECTRA B Caravan (31_)

2.0 i 16V

1998 ccm	100 kW	C 20 SEL; X 20 XEV	11.96 - 09.00	CAM CAM		KT 1030 KT 1030 W1
----------	--------	--------------------	---------------	------------	--	-----------------------

2.2 i 16V

2198 ccm	108 kW	Z 22 SE	09.00 - 07.03	ALT	+ AC	5 PK 1030
----------	--------	---------	---------------	-----	------	-----------

2.5 i V6

2498 ccm	125 kW	X 25 XE	11.96 - 09.00	ALT	- AC	6 PK 1900
				ALT	+ AC	6 PK 2020
				CAM	UNTIL CHA-NO.: W1285446; W5276825; W7154528; WL999999	ZRK 1022
				CAM	UNTIL CHA-NO.: W1285446, W5276825; W7154528, WL999999; OE-NO.: 90530599	KT 1461

2.6 i V6

2597 ccm	125 kW	Y 26 SE	09.00 - 07.03	ALT	- AC	6 PK 1900
				ALT	+ AC	6 PK 2020

i 500 2.5

2498 ccm	143 kW	X 25 XE	05.98 - 09.00	ALT	- AC	6 PK 1900
				ALT	+ AC	6 PK 2020
				CAM	UNTIL CHA-NO.: W1285446; W5276825; W7154528; WL999999	ZRK 1022
				CAM	UNTIL CHA-NO.: W1285446, W5276825; W7154528, WL999999; OE-NO.: 90530599	KT 1461

2.0 DI 16V

1995 ccm	60 kW	X 20 DTL	11.96 - 06.00	ALT	- AC	6 PK 1800
				ALT	+ AC	6 PK 1900

2.0 DTI 16V

1995 ccm	74 kW	X 20 DTH; Y 20 DTH	06.97 - 07.03	ALT	- AC	6 PK 1800
				ALT	+ AC	6 PK 1900

2.2 DTI 16V

2172 ccm	92 kW	Y 22 DTR	09.00 - 07.03	ALT	- AC	6 PK 1800
				ALT	+ AC	6 PK 1900

VECTRA C GTS

1.6

1598 ccm	74 kW	Z 16 XE	08.05 -	ALT	- AC	5 PK 940
				ALT	+ AC	5 PK 1240
				CAM		ZRK 1026
				CAM		KT 1207
				CAM		KT 1207 W1

1.6

1598 ccm	77 kW	Z 16 XEP	01.06 -	ALT	- AC	5 PK 1450
				ALT	UNTIL: 08.08; + AC	5 PK 1545
				CAM		ZRK 1455
				CAM		KT 1405
				W-P; CAM		KT 1405 W1

1.8 16V

1796 ccm	90 kW	Z 18 XE	08.02 -	ALT	- AC	5 PK 940
				ALT	+ AC	5 PK 1240
				CAM		ZRK 1026
				CAM		KT 1207
				CAM		KT 1207 W2

1.8

1796 ccm	103 kW	Z 18 XER	01.06 -	ALT	- AC	5 PK 1450
				ALT	UNTIL: 08.08; + AC	5 PK 1545
				CAM		ZRK 1455
				CAM		KT 1405
				W-P; CAM		KT 1405 W1

2.0 16V Turbo

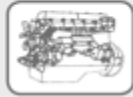
1998 ccm	129 kW	Z 20 NET	03.03 -	ALT	- AC	5 PK 880
				ALT	+ AC	5 PK 1030

2.2 16V

2198 ccm	108 kW	Z 22 SE	08.02 -	ALT	- AC	5 PK 880
				ALT	+ AC	5 PK 1030

2.2 direct

2198 ccm	114 kW	Z 22 YH	10.03 -	ALT	FROM: 05.04; - AC	5 PK 880
				ALT	FROM: 05.04; + AC	5 PK 1030



OPEL

VECTRA C GTS

2.8 V6 Turbo

2792 ccm 169 kW Z 28 NEL 08.05 - ALT 6 PK 2120

2.8 V6 Turbo

2792 ccm 184 kW Z 28 NET 08.06 - ALT 6 PK 2120

2.8 V6 Turbo

2792 ccm 188 kW Z 28 NET 08.05 - ALT 6 PK 2120

2.8 V6 Turbo

2792 ccm 206 kW Z 28 NET 08.06 - ALT 6 PK 2120

3.2 V6

3175 ccm 155 kW Z 32 SE 08.02 - ALT - AC 6 PK 1863

ALT + AC 6 PK 1990

1.9 CDTI

1910 ccm 74 kW Z 19 DT 10.05 - ALT + AC 6 PK 1413

ALT UNTIL CHA-NO.: 48999999; - AC 6 PK 1055

ALT UNTIL CHA-NO.: 71111927; - AC 6 PK 1055

CAM ZRK 1540

CAM KT 1426

CAM MTR-CODE: Z19DTL KT 1426 W1

1.9 CDTI

1910 ccm 88 kW Z 19 DT 04.04 - ALT + AC 6 PK 1413

ALT UNTIL CHA-NO.: 48999999; - AC 6 PK 1055

ALT UNTIL CHA-NO.: 71111927; - AC 6 PK 1055

CAM ZRK 1540

CAM KT 1426

CAM KT 1426 W1

1.9 CDTI

1910 ccm 110 kW Z 19 DTH 04.04 - ALT + AC 6 PK 1413

ALT UNTIL CHA-NO.: 48999999; - AC 6 PK 1055

ALT UNTIL CHA-NO.: 71111927; - AC 6 PK 1055

CAM ZRK 1466

CAM KT 1400

CAM MTR-CODE: Z19DTH KT 1535 W1

W-P; CAM KT 1400 W1

2.0 DTI 16V

1995 ccm 74 kW Y 20 DTH 08.02 - ALT - AC 6 PK 1800

ALT + AC 6 PK 1880

2.2 DTI 16V

2172 ccm 92 kW Y 22 DTR 08.02 - ALT - AC 6 PK 1800

ALT + AC 6 PK 1880

3.0 CDTI

2958 ccm 130 kW Y 30 DT 06.03 - ALT 6 PK 1920

3.0 CDTi

2958 ccm 135 kW Z 30 DT 08.05 - ALT 6 PK 1920

VECTRA C

1.6 16V

1598 ccm 74 kW Z 16 XE 06.04 - ALT - AC 5 PK 940

ALT + AC 5 PK 1240

CAM ZRK 1026

CAM KT 1207

CAM KT 1207 W1

1.6

1598 ccm 77 kW Z 16 XEP 01.06 - ALT - AC 5 PK 1450

ALT UNTIL: 08.08; + AC 5 PK 1545

CAM ZRK 1455

CAM KT 1405

W-P; CAM KT 1405 W1

1.8

1796 ccm 81 kW Z 18 XEL 04.02 - ALT - AC 5 PK 940

ALT + AC 5 PK 1240

CAM ZRK 1026

CAM KT 1207

1.8

1796 ccm 103 kW Z 18 XER 01.06 - ALT - AC 5 PK 1450

ALT UNTIL: 08.08; + AC 5 PK 1545

CAM ZRK 1455



OPEL

VECTRA C

1.8

1796 ccm	103 kW	Z 18 XER	01.06 -	CAM		KT 1405
				W-P; CAM		KT 1405 W1

1.8 16V

1796 ccm	90 kW	Z 18 XE	04.02 -	ALT	- AC	5 PK 940
				ALT	+ AC	5 PK 1240
				CAM		ZRK 1026
				CAM		KT 1207
				CAM		KT 1207 W2

2.0 16V Turbo

1998 ccm	129 kW	Z 20 NET	03.03 -	ALT	- AC	5 PK 880
				ALT	+ AC	5 PK 1030

2.2 16V

2198 ccm	108 kW	Z 22 SE	04.02 -	ALT	- AC	5 PK 880
				ALT	+ AC	5 PK 1030

2.2 direct

2198 ccm	114 kW	Z 22 YH	10.03 -	ALT	FROM: 05.04; - AC	5 PK 880
				ALT	FROM: 05.04; + AC	5 PK 1030

2.8 V6 Turbo

2792 ccm	169 kW	Z 28 NEL	08.05 -	ALT		6 PK 2120
----------	--------	----------	---------	-----	--	-----------

2.8 V6 Turbo

2792 ccm	184 kW	Z 28 NET	08.06 -	ALT		6 PK 2120
----------	--------	----------	---------	-----	--	-----------

2.8 V6 Turbo

2792 ccm	188 kW	Z 28 NET	08.05 -	ALT		6 PK 2120
----------	--------	----------	---------	-----	--	-----------

3.2 V6

3175 ccm	155 kW	Z 32 SE	08.02 -	ALT	- AC	6 PK 1863
				ALT	+ AC	6 PK 1990

1.9 CDTI

1910 ccm	74 kW	Z 19 DT	10.05 -	ALT	+ AC	6 PK 1413
				ALT	UNTIL CHA-NO.: 48999999; - AC	6 PK 1055
				ALT	UNTIL CHA-NO.: 71111927; - AC	6 PK 1055
				CAM		ZRK 1540
				CAM		KT 1426
				CAM	MTR-CODE: Z19DTL	KT 1426 W1

1.9 CDTI

1910 ccm	88 kW	Z 19 DT	04.04 -	ALT	+ AC	6 PK 1413
				ALT	UNTIL CHA-NO.: 48999999; - AC	6 PK 1055
				ALT	UNTIL CHA-NO.: 71111927; - AC	6 PK 1055
				CAM		ZRK 1540
				CAM		KT 1426
				CAM		KT 1426 W1

1.9 CDTI

1910 ccm	110 kW	Z 19 DTH	04.04 -	ALT	+ AC	6 PK 1413
				ALT	UNTIL CHA-NO.: 48999999; - AC	6 PK 1055
				ALT	UNTIL CHA-NO.: 71111927; - AC	6 PK 1055
				CAM		ZRK 1466
				CAM		KT 1400
				CAM		KT 1535 W1
				W-P; CAM	UNTIL MTR-NO: 1736049	KT 1400 W1

2.0 DTI 16V

1995 ccm	74 kW	Y 20 DTH	04.02 -	ALT	- AC	6 PK 1800
				ALT	+ AC	6 PK 1880

2.2 DTI 16V

2172 ccm	92 kW	Y 22 DTR	04.02 -	ALT	- AC	6 PK 1800
				ALT	+ AC	6 PK 1880

3.0 CDTI

2958 ccm	130 kW	Y 30 DT	06.03 -	ALT		6 PK 1920
----------	--------	---------	---------	-----	--	-----------

3.0 CDTi

2958 ccm	135 kW	Z 30 DT	08.05 -	ALT		6 PK 1920
----------	--------	---------	---------	-----	--	-----------

VECTRA C Caravan

1.6 16V

1598 ccm	74 kW	Z 16 XE	06.04 -	ALT	- AC	5 PK 940
				ALT	+ AC	5 PK 1240
				CAM		ZRK 1026
				CAM		KT 1207



OPEL

VECTRA C Caravan

1.6 16V

1598 ccm 74 kW Z 16 XE 06.04 - CAM KT 1207 W1

1.6

1598 ccm 77 kW Z 16 XEP 01.06 - ALT FROM: 10.06; - AC 5 PK 1450
 ALT UNTIL: 08.08; + AC 5 PK 1545
 CAM ZRK 1455
 CAM KT 1405
 W-P; CAM KT 1405 W1

1.8

1796 ccm 90 kW Z 18 XE 10.03 - ALT - AC 5 PK 940
 ALT + AC 5 PK 1240
 CAM ZRK 1026
 CAM KT 1207
 CAM KT 1207 W2

1.8

1796 ccm 103 kW Z 18 XER 01.06 - ALT - AC 5 PK 1450
 ALT UNTIL: 08.08; + AC 5 PK 1545
 CAM ZRK 1455
 CAM KT 1405
 W-P; CAM KT 1405 W1

2.0 Turbo

1998 ccm 129 kW Z 20 NET 10.03 - ALT - AC 5 PK 880
 ALT + AC 5 PK 1030

2.2 direct

2198 ccm 114 kW Z 22 YH 10.03 - ALT - AC 5 PK 880
 ALT + AC 5 PK 1030

2.8 V6 Turbo

2792 ccm 169 kW Z 28 NEL 08.05 - ALT 6 PK 2120

2.8 V6 Turbo

2792 ccm 184 kW Z 28 NET 01.07 - ALT 6 PK 2120

2.8 V6 Turbo

2792 ccm 188 kW Z 28 NET 08.05 - ALT 6 PK 2120

2.8 V6 Turbo

2792 ccm 206 kW Z 28 NET 01.07 - ALT 6 PK 2120

3.2 V6

3175 ccm 155 kW Z 32 SE 10.03 - ALT - AC 6 PK 1863
 ALT + AC 6 PK 1990

1.9 CDTI

1910 ccm 74 kW Z 19 DTL 10.05 - ALT + AC 6 PK 1413
 ALT UNTIL CHA-NO.: 48999999; - AC 6 PK 1055
 ALT UNTIL CHA-NO.: 71111927; - AC 6 PK 1055
 CAM ZRK 1540
 CAM KT 1426
 CAM KT 1426 W1

1.9 CDTI

1910 ccm 88 kW Z 19 DT 04.04 - ALT + AC 6 PK 1413
 ALT UNTIL CHA-NO.: 48999999; - AC 6 PK 1055
 ALT UNTIL CHA-NO.: 71111927; - AC 6 PK 1055
 CAM ZRK 1540
 CAM KT 1426
 CAM KT 1426 W1

1.9 CDTI


1910 ccm 110 kW Z 19 DTH 04.04 - ALT + AC 6 PK 1413
 ALT UNTIL CHA-NO.: 48999999; - AC 6 PK 1055
 ALT UNTIL CHA-NO.: 71111927; - AC 6 PK 1055
 CAM ZRK 1466
 CAM KT 1400
 CAM MTR-CODE: Z19DTH KT 1535 W1
 W-P; CAM KT 1400 W1

2.0 DTI

1995 ccm 74 kW Y 20 DTH 10.03 - ALT - AC 6 PK 1800
 ALT + AC 6 PK 1880

2.2 DTI

2172 ccm 92 kW Y 22 DTR 10.03 - ALT - AC 6 PK 1800
 ALT + AC 6 PK 1880


OPEL
VECTRA C Caravan
3.0 V6 CDTI

2958 ccm 130 kW Y 30 DT 10.03 - ALT 6 PK 1920

3.0 V6 CDTI

2958 ccm 135 kW Z 30 DT 08.05 - ALT 6 PK 1920

ZAFIRA A (F75_)
1.6 CNG

1598 ccm	71 kW	Z 16 YNG	09.01 - 06.05	ALT	- AC	5 PK 940
				ALT	FROM CHA-NO.: 22999999;2H999999; AMP: 120; + AC	5 PK 1210
				ALT	UNTIL CHA-NO.: 12999999;1H999999; AMP: 120; + AC	5 PK 1255
				CAM		ZRK 1026
				CAM		KT 1207
				CAM		KT 1207 W1

1.6 16V

1598 ccm	74 kW	X 16 XEL;Z 16 XE	04.99 - 06.05	AC-C	FROM: 09.02; FROM CHA-NO.: 22999999;2H999999; MTR-CODE: Z16XE; AMP: 120; MOD: Van; + AC	5 PK 1210
				ALT	FROM: 09.02; MTR-CODE: Z16XE; MOD: Van; - AC	5 PK 940
				ALT	MTR-CODE: X16XEL;Z16XE; - AC	5 PK 940
				PS	FROM CHA-NO.: 22999999;2H999999; MTR-CODE: X16XEL;Z16XE; AMP: 120; + AC	5 PK 1210
				PS	FROM: 09.02; UNTIL CHA-NO.: 12999999;1H999999; MTR-CODE: Z16XE; AMP: 120; MOD: Van; + AC	5 PK 1255
				PS	UNTIL CHA-NO.: 12999999;1H999999; MTR-CODE: X16XEL;Z16XE; AMP: 120; + AC	5 PK 1255
				CAM		ZRK 1026
				CAM	FROM MTR-NO: 02HL5118;20041691	KT 1207
				CAM	UNTIL MTR-NO: 02HL5117;20041690	KT 1329
				CAM	FROM MTR-NO: 02HL5118;20041691; UNTIL MTR-NO: 02MV7224;20U75998	KT 1207 W3
				CAM	FROM MTR-NO: 02MV7225;20U75999	KT 1207 W1

1.8 16V

1796 ccm	85 kW	X 18 XE1	04.99 - 09.00	ALT	- AC	5 PK 940
				ALT	+ AC	5 PK 1255
				CAM		ZRK 1026
				CAM	FROM MTR-NO: 02HL5118;20041691	KT 1207
				CAM	UNTIL MTR-NO: 02HL5117;20041690	KT 1329
				CAM	FROM MTR-NO: 02HL5118;20041691	KT 1207 W2

1.8 16V

1796 ccm	92 kW	Z 18 XE	09.00 - 06.05	ALT	- AC	5 PK 940
				ALT	FROM MTR-NO: 22000001;2H000001; + AC	5 PK 1210
				ALT	FROM: 09.02; FROM MTR-NO: 22000001;2H000001; MOD: Van; + AC	5 PK 1210
				ALT	FROM: 09.02; MOD: Van; - AC	5 PK 940
				ALT	UNTIL MTR-NO: 12999999;1H999999; + AC	5 PK 1255
				PS	FROM: 09.02; UNTIL MTR-NO: 12999999;1H999999; MOD: Van; + AC	5 PK 1255
				CAM		ZRK 1026
				CAM	FROM MTR-NO: 02HL5118;20041691	KT 1207
				CAM	UNTIL MTR-NO: 02HL5117;20041690	KT 1329
				CAM	FROM MTR-NO: 02HL5118;20041691	KT 1207 W2

2.0 OPC

1998 ccm	141 kW	Z 20 LET	09.01 - 06.05	ALT	FROM: 06.02	5 PK 1680
				CAM		ZRK 1330
				CAM	UNTIL: 12.03	KT 1385

2.0 OPC

1998 ccm	147 kW	Z 20 LER;Z 20 LET	11.02 - 06.05	ALT		5 PK 1680
				CAM	MTR-CODE: Z20LET	ZRK 1330
				CAM	MTR-CODE: Z20LET; FROM CHA-NO.: 4-000001	KT 1468
				CAM	UNTIL CHA-NO.: 3-999999; MTR-CODE: Z20LET	KT 1385

2.2 16V

2198 ccm	108 kW	Z 22 SE	09.00 - 06.05	ALT	- AC	5 PK 880
				ALT	+ AC	5 PK 1030
				ALT	FROM: 09.02; MOD: Van; - AC	5 PK 880
				ALT	FROM: 09.02; MOD: Van; + AC	5 PK 1030



OPEL

ZAFIRA A (F75_)

2.0 DI 16V

1995 ccm	60 kW	X 20 DTL	10.99 - 06.05	ALT	FROM: 08.03; FROM CHA-NO.: 2H019031;22109975; MTR-CODE: Y20DTL; MOD: Van; + AC	6 PK 1870
				ALT	FROM: 08.03; MTR-CODE: Y20DTL; MOD: Van; - AC	6 PK 1800
				ALT	FROM: 08.03; UNTIL CHA-NO.: 2H019030;22109974; MTR-CODE: Y20DTL; MOD: Van; + AC	6 PK 1863
				ALT	MTR-CODE: X20DTL;Y20DTL; - AC	6 PK 1800
				ALT	MTR-CODE: X20DTL;Y20DTL; + AC	6 PK 1863

2.0 DTI 16V

1995 ccm	74 kW	Y 20 DTH	09.00 - 06.05	ALT	- AC	6 PK 1800
				ALT	FROM CHA-NO.: 2H019031;22109975; + AC	6 PK 1870
				ALT	FROM: 09.02; FROM CHA-NO.: 2H019031;22109975; MOD: Van; + AC	6 PK 1870
				ALT	FROM: 09.02; MOD: Van; - AC	6 PK 1800
				ALT	FROM: 09.02; UNTIL CHA-NO.: 2H019030;22109974; MOD: Van; + AC	6 PK 1863
				ALT	UNTIL CHA-NO.: 2H019030;22109974; + AC	6 PK 1863

2.2 DTI 16V

2172 ccm	92 kW	Y 22 DTR	01.02 - 06.05	ALT	- AC	6 PK 1800
				ALT	+ AC	6 PK 1863
				ALT	FROM: 09.02; MOD: Van; - AC	6 PK 1800
				ALT	FROM: 09.02; MOD: Van; + AC	6 PK 1863

ZAFIRA B (A05)

1.6 CNG

1598 ccm	69 kW	Z 16 YNG	01.06 -	ALT	- AC	5 PK 940
				ALT	+ AC	5 PK 1210
				ALT	MOD: Van; - AC	5 PK 940
				ALT	MOD: Van; + AC	5 PK 1210
				CAM		ZRK 1026
				CAM		KT 1207
				CAM		KT 1207 W1

1.6

1598 ccm	77 kW	Z 16 XE1;Z 16 XEP	07.05 -	ALT	- AC	5 PK 1450
				ALT	FROM: 10.06; MTR-CODE: Z16XE1;Z16XER; + AC	5 PK 1545
				ALT	UNTIL: 06.07; + AC	5 PK 1545
				CAM		ZRK 1455
				CAM		KT 1405
				W-P; CAM		KT 1405 W1

1.6

1598 ccm	85 kW	A 16 XER;Z 16 XER	01.08 -	ALT	- AC	5 PK 1450
				ALT	FROM: 08.08; - AC	5 PK 1450
				ALT	FROM: 08.08; + AC	5 PK 1545
				ALT	MOD: Van; - AC	5 PK 1450
				ALT	MTR-CODE: Z16XE1;Z16XER; + AC	5 PK 1545
				CAM		ZRK 1455
				CAM		KT 1405
				W-P; CAM		KT 1405 W1

1.6 CNG Turbo

1598 ccm	110 kW	A 16 XNT;Z 16 XNT	02.09 -	ALT		5 PK 1545
				CAM		ZRK 1455

1.8

1796 ccm	103 kW	A 18 XER;Z 18 XER	07.05 -	ALT	+ AC	5 PK 1545
				ALT	FROM: 06.09; MTR-CODE: Z18XER; - AC	5 PK 1450
				ALT	MTR-CODE: Z18XER; - AC	5 PK 1450
				ALT	MTR-CODE: Z18XER; MOD: Van; - AC	5 PK 1450
				CAM		ZRK 1455
				CAM		KT 1405
				W-P; CAM		KT 1405 W1

2.0

1998 ccm	147 kW	Z 20 LER	07.05 -	ALT		5 PK 1680
				ALT	MOD: Van	5 PK 1680
				CAM		ZRK 1330
				CAM		KT 1468

2.0

1998 ccm	177 kW	Z 20 LEH	01.06 -	ALT		5 PK 1680
----------	--------	----------	---------	-----	--	-----------



OPEL

ZAFIRA B (A05)

2.0

1998 ccm	177 kW	Z 20 LEH	01.06 -	CAM		ZRK 1330
				CAM		KT 1468

2.2

2198 ccm	110 kW	Z 22 YH	07.05 -	ALT	- AC	5 PK 880
				ALT	+ AC	5 PK 1030
				ALT	MOD: Van; - AC	5 PK 880
				ALT	MOD: Van; + AC	5 PK 1030

1.7 CDTI

1686 ccm	81 kW	A 17 DTJ;Z 17 DTJ	01.08 -	ALT	MTR-CODE: A17DTJ;Z17DTJ; - AC	6 PK 1250
				ALT	MTR-CODE: A17DTJ;Z17DTJ; + AC	6 PK 1605
				ALT	MTR-CODE: Z17DTJ; MOD: Van; - AC	6 PK 1250
				ALT	MTR-CODE: Z17DTJ; MOD: Van; + AC	6 PK 1605
				CAM		ZRK 1081
				CAM		KT 1491

1.7 CDTI

1686 ccm	92 kW	A 17 DTR	01.08 -	ALT	MTR-CODE: A17DTR;Z17DTR; - AC	6 PK 1250
				ALT	MTR-CODE: A17DTR;Z17DTR; + AC	6 PK 1605
				ALT	MTR-CODE: Z17DTR; MOD: Van; - AC	6 PK 1250
				ALT	MTR-CODE: Z17DTR; MOD: Van; + AC	6 PK 1605
				CAM		ZRK 1081
				CAM		KT 1491

1.9 CDTI

1910 ccm	74 kW	Z 19 DTL	07.05 -	ALT	- AC	6 PK 1055
				ALT	UNTIL CHA-NO.: 72156708;75189052; + AC	6 PK 1370
				ALT	UNTIL CHA-NO.: 78104400; + AC	6 PK 1370
				CAM		ZRK 1540
				CAM		KT 1426
				CAM		KT 1426 W1

1.9 CDTI

1910 ccm	88 kW	Z 19 DT	07.05 -	ALT	- AC	6 PK 1055
				ALT	MOD: Van; - AC	6 PK 1055
				ALT	UNTIL CHA-NO.: 72156708;75189052; + AC	6 PK 1370
				ALT	UNTIL CHA-NO.: 72156708;75189052; MOD: Van; + AC	6 PK 1370
				ALT	UNTIL CHA-NO.: 78104400; + AC	6 PK 1370
				ALT	UNTIL CHA-NO.: 78104400; MOD: Van; + AC	6 PK 1370
				CAM		ZRK 1540
				CAM		KT 1426
				CAM		KT 1426 W1

1.9 CDTI

1910 ccm	110 kW	Z 19 DTH	07.05 -	ALT	- AC	6 PK 1055
				ALT	MOD: Van; - AC	6 PK 1055
				ALT	UNTIL CHA-NO.: 72156708;75189052; + AC	6 PK 1370
				ALT	UNTIL CHA-NO.: 72156708;75189052; MOD: Van; + AC	6 PK 1370
				ALT	UNTIL CHA-NO.: 78104400; + AC	6 PK 1370
				ALT	UNTIL CHA-NO.: 78104400; MOD: Van; + AC	6 PK 1370
				CAM		ZRK 1466
				CAM		KT 1400
				CAM	MTR-CODE: Z19DTH	KT 1535 W1
				W-P; CAM		KT 1400 W1

ZAFIRA B Van

1.6 CNG Turbo

1598 ccm	110 kW	A 16 XNT;Z 16 XNT	02.09 -	W-P; CAM		KT 1405 W1
----------	--------	-------------------	---------	----------	--	-------------------

1.8

1796 ccm	103 kW	A 18 XER;Z 18 XER	07.05 -	W-P; CAM		KT 1405 W1
----------	--------	-------------------	---------	----------	--	-------------------

1.7 CDTI

1686 ccm	81 kW	A 17 DTJ;Z 17 DTJ	01.08 -	CAM		KT 1491
----------	-------	-------------------	---------	-----	--	----------------

1.7 CDTI

1686 ccm	92 kW	A 17 DTR	01.08 -	CAM		KT 1491
----------	-------	----------	---------	-----	--	----------------

ZAFIRA C (P12)

1.6 CNG

1598 ccm	110 kW	A 16 XNT	10.11 -	W-P; CAM		KT 1405 W1
----------	--------	----------	---------	----------	--	-------------------

1.8

1796 ccm	85 kW	A 18 XEL	10.11 -	W-P; CAM		KT 1405 W1
----------	-------	----------	---------	----------	--	-------------------



OPEL

ZAFIRA C (P12)

1.8						
1796 ccm	88 kW	A 18 XEL	10.11 -	W-P; CAM		KT 1405 W1
1.8						
1796 ccm	103 kW	A 18 XER	10.11 -	W-P; CAM		KT 1405 W1
2.0 CDTi						
1956 ccm	81 kW	A 20 DTL	10.11 -	W-P; CAM		KT 1525 W1
2.0 CDTi						
1956 ccm	96 kW	A 20 DT;Y 20 DTJ;Z 20 DTJ	10.11 -	W-P; CAM		KT 1525 W1
2.0 CDTi						
1956 ccm	118 kW	A 20 DTH	10.11 -	W-P; CAM		KT 1525 W1
2.0 CDTi						
1956 ccm	121 kW	A 20 DTH	10.11 -	W-P; CAM		KT 1525 W1

ARENA Combi (THB)

1.9 D						
1870 ccm	44 kW	F8Q 600;F8Q 606	03.98 - 08.01	ALT CAM CAM CAM	UNTIL MTR-NO: C014196	6 PK 1138 ZRK 1195 KT 1131 KT 1343
2.5 D						
2499 ccm	55 kW	S8U 758;S8U 780;S8U 782	03.98 - 08.01	CAM CAM		ZRK 1312 KT 1229

ARENA Kasten (TB, TF)

1.9 D						
1870 ccm	44 kW	F8Q 600;F8Q 606	03.98 - 08.01	ALT CAM CAM CAM	UNTIL MTR-NO: C018102	6 PK 1138 ZRK 1195 KT 1131 KT 1343
2.5 D						
2499 ccm	55 kW	S8U 758;S8U 780;S8U 782	03.98 - 08.01	CAM CAM		ZRK 1312 KT 1229

PERODUA

KENARI (L9_)

1.0						
989 ccm	41 kW	EJ-DE	10.00 -	ALT		4 PK 715

KELISA (L7_)

1.0 DVVT						
989 ccm	43 kW	EJ-VE	02.02 -	ALT		4 PK 715

PEUGEOT

106 I (1A, 1C)

1.0						
954 ccm	33 kW	CDY (TU9M);TU9	09.91 - 04.96	ALT ALT CAM CAM W-P; CAM	+ AC FROM: 01.92	AVX 10 x 710 5 PK 1025 ZRK 1114 KT 1013 KT 1013 W1
1.0						
954 ccm	37 kW	CDZ (TU9M)	09.91 - 04.96	ALT ALT CAM CAM CAM	+ AC	AVX 10 x 710 5 PK 1025 ZRK 1114 KT 1013 KT 1013 W1
1.1						
1124 ccm	44 kW	HDZ (TU1M)	09.91 - 04.96	ALT ALT CAM CAM CAM CAM W-P; CAM	+ AC FROM MTR-NO: 3762435 UNTIL MTR-NO: 3762434 FROM MTR-NO: 3762435 UNTIL MTR-NO: 3762434 UNTIL MTR-NO: 3762434	AVX 10 x 710 5 PK 1025 ZRK 1467 ZRK 1114 KT 1398 KT 1013 KT 1013 W1
1.3						
1294 ccm	72 kW	TU2J2	10.93 - 04.96	ALT		AVX 10 x 715



PEUGEOT

106 I (1A, 1C)

1.3							
1294 ccm	72 kW	TU2J2	10.93 - 04.96	ALT CAM CAM W-P; CAM	+ AC		5 PK 1025 ZRK 1118 KT 1019 KT 1019 W1
1.4							
1360 ccm	51 kW	K5A (TU3)	08.91 - 03.96	ALT CAM CAM W-P; CAM	+ AC		5 PK 1025 ZRK 1118 KT 1019 KT 1063 W1
1.4							
1361 ccm	55 kW	KDX (TU3MC);KDY (TU3M)	09.91 - 04.96	ALT ALT CAM CAM CAM CAM W-P; CAM W-P; CAM	+ AC EQUIP: XSI FROM MTR-NO: 50355043 UNTIL MTR-NO: 50355042 FROM MTR-NO: 50355043 UNTIL MTR-NO: 50355042 ALU GCI		AVX 10 x 710 5 PK 1025 ZRK 1110 ZRK 1110 ZRK 1118 KT 1063 KT 1019 KT 1019 W1 KT 1063 W1
1.4							
1361 ccm	69 kW	KFZ (TU3J2/Z)	09.91 - 04.96	ALT ALT CAM CAM CAM CAM W-P; CAM	+ AC EQUIP: XSI FROM MTR-NO: 50355043 UNTIL MTR-NO: 50355042 FROM MTR-NO: 50355043 UNTIL MTR-NO: 50355042		AVX 10 x 710 5 PK 1025 ZRK 1110 ZRK 1110 ZRK 1118 KT 1063 KT 1019 KT 1063 W1
1.6							
1587 ccm	65 kW	NFZ (TU5JP)	06.93 - 04.96	ALT ALT CAM CAM W-P; CAM	FROM: 04.94; + AC		AVX 10 x 715 5 PK 1025 ZRK 1110 KT 1063 KT 1063 W1
1.6							
1587 ccm	76 kW	NFY (TU5J2)	01.94 - 04.96	ALT ALT CAM CAM W-P; CAM	+ AC		AVX 10 x 715 5 PK 1025 ZRK 1110 KT 1063 KT 1063 W1
1.4 D							
1361 ccm	37 kW	K9Y (TUD3Y)	09.92 - 04.96	ALT ALT CAM CAM W-P; CAM	+ V-PUL		AVX 10 x 700 5 PK 690 ZRK 1142 KT 1058 KT 1058 W1
1.5 D							
1527 ccm	40 kW	VJY (TUD5)	06.94 - 04.96	ALT ALT CAM CAM W-P; CAM	- PS + PS		5 PK 775 5 PK 962 ZRK 1262 KT 1084 KT 1084 W1
1.5 D							
1527 ccm	43 kW		06.94 - 04.96	ALT ALT CAM CAM W-P; CAM	- PS + PS	MTR-CODE: TUD5	5 PK 775 5 PK 962 ZRK 1262 KT 1084 KT 1084 W1
106 II (1)							
1.0 i							
954 ccm	33 kW	CDY (TU9M)	05.96 -	ALT ALT ALT ALT CAM	- AC - AC; + V-PUL + AC FROM MTR-NO: 3762435		AVX 10 x 715 AVX 10 x 710 5 PK 715 5 PK 1025 ZRK 1467



PEUGEOT

106 II (1)

1.0 i

954 ccm	33 kW	CDY (TU9M)	05.96 -	CAM	UNTIL MTR-NO: 3762434	ZRK 1114
				CAM	FROM MTR-NO: 3762435	KT 1398
				CAM	UNTIL MTR-NO: 3762434	KT 1013
				W-P; CAM		KT 1013 W1

1.0 i

954 ccm	37 kW	CDZ (TU9M)	01.97 -	ALT		AVX 10 x 715
				ALT	- AC	AVX 10 x 710
				ALT	- AC; + V-PUL	5 PK 715
				ALT	+ AC	5 PK 1025
				CAM	FROM MTR-NO: 3762435	ZRK 1467
				CAM	UNTIL MTR-NO: 3762434	ZRK 1114
				CAM	FROM MTR-NO: 3762435	KT 1398
				CAM	UNTIL MTR-NO: 3762434	KT 1013
				W-P; CAM		KT 1013 W1

1.1 i

1124 ccm	40 kW	HDY (TU1M)	01.97 -	ALT	- AC	AVX 10 x 710
				ALT	FROM: 03.98; - AC; + V-PUL	5 PK 715
				ALT	FROM: 03.98; + AC	5 PK 1025
				CAM	FROM MTR-NO: 3762435	ZRK 1467
				CAM	UNTIL MTR-NO: 3762434	ZRK 1114
				CAM	FROM MTR-NO: 3762435	KT 1398
				CAM	UNTIL MTR-NO: 3762434	KT 1013
				W-P; CAM	UNTIL MTR-NO: 3762434	KT 1013 W1

1.1 i

1124 ccm	44 kW	HDZ (TU1M);HFX (TU1JP)	05.96 -	ALT		AVX 10 x 715
				ALT	- AC	AVX 10 x 710
				ALT	MTR-CODE: TU1;TU1JP; - AC; + V-PUL	5 PK 715
				ALT	MTR-CODE: TU1;TU1JP; + AC	5 PK 1025
				ALT	MTR-CODE: TU1M+; - AC; + V-PUL	5 PK 715
				ALT	MTR-CODE: TU1M+; + AC	5 PK 1025
				CAM	FROM MTR-NO: 3762435	ZRK 1467
				CAM	UNTIL MTR-NO: 3762434	ZRK 1114
				CAM	FROM MTR-NO: 3762435	KT 1398
				CAM	MTR-CODE: TU1M	KT 1013
				CAM	UNTIL MTR-NO: 3762434; MTR-CODE: TU1JP	KT 1013
				CAM	FROM MTR-NO: 3762434	KT 1398 W2
				W-P; CAM	FROM MTR-NO: 3762434; MTR-CODE: TU1JP	KT 1398 W1
				W-P; CAM	MTR-CODE: TU1M	KT 1013 W1
				W-P; CAM	UNTIL MTR-NO: 3762434; MTR-CODE: TU1JP	KT 1013 W1

1.4 i

1360 ccm	55 kW	KFW (TU3JP);KFX (TU3JP)	05.96 -	ALT	- AC	AVX 10 x 710
				ALT	- AC; + V-PUL	5 PK 715
				ALT	+ AC	5 PK 1025
				CAM	FROM MTR-NO: 3666766	ZRK 1457
				CAM	UNTIL MTR-NO: 3666765	ZRK 1118
				CAM	FROM MTR-NO: 3666766	KT 1370
				CAM	UNTIL MTR-NO: 3666765	KT 1019
				W-P; CAM	FROM MTR-NO: 3666766	KT 1370 W1
				W-P; CAM	UNTIL MTR-NO: 3666765	KT 1019 W1

1.6 i

1587 ccm	65 kW	NFZ (TU5JP)	05.96 -	ALT		AVX 10 x 715
				ALT	- AC	AVX 10 x 710
				ALT	- AC	5 PK 715
				ALT	+ AC	5 PK 1025
				CAM		ZRK 1110
				CAM		KT 1063
				W-P; CAM		KT 1063 W1

1.6 i

1587 ccm	74 kW	NFW (TU5J2);NFY (TU5J2)	05.96 -	ALT		AVX 10 x 715
				ALT	- AC	AVX 10 x 710
				ALT	- AC	5 PK 775
				ALT	+ AC	5 PK 1055
				CAM		ZRK 1537
				CAM		KT 1331
				W-P; CAM		KT 1063 W1



PEUGEOT

106 II (1)

1.6 S16

1587 ccm	87 kW	NFX (TU5J4)	05.96 -	ALT		AVX 10 x 715
				ALT	- AC	5 PK 775
				ALT	+ AC	5 PK 1055
				CAM		ZRK 1537
				CAM		KT 1331
				W-P; CAM		KT 1331 W1

1.5 D

1527 ccm	40 kW	VJY (TUD5)	05.96 -	ALT	- AC; - PS	5 PK 775
				ALT	+ AC	5 PK 1030
				ALT	+ PS; - AC	5 PK 962
				CAM		ZRK 1262
				CAM		KT 1084
				CAM	MTR-CODE: TUD5B	KT 1373
				W-P; CAM		KT 1084 W1

1.5 D

1527 ccm	42 kW	VJX (TUD5)	10.00 -	ALT	- AC; - PS	5 PK 775
				ALT	+ AC	5 PK 1030
				ALT	+ PS; - AC	5 PK 962
				CAM		ZRK 1262
				CAM		KT 1084
				CAM	MTR-CODE: TUD5B	KT 1373

107

1.0

998 ccm	50 kW	1KR (384 F)	06.05 -	ALT	- AC	6 PK 850
				ALT	+ AC	6 PK 1210

1.4 HDi

1398 ccm	40 kW	8HT (DV4TD)	06.05 -	ALT	- AC	6 PK 800
				ALT	+ AC	6 PK 962
				CAM		ZRK 1441
				CAM		KT 1328
				W-P; CAM		KT 1328 W4

205 II (20A/C)

1.0

954 ccm	33 kW	TU9	10.87 - 09.98	ALT	- AC	AVX 10 x 710
				AC-C		4 PK 813
				ALT	+ AC	4 PK 855
				CAM		ZRK 1114
				CAM		KT 1013
				W-P; CAM	FROM: 01.88	KT 1013 W1

1.0

954 ccm	37 kW	CDZ (TU9M)	08.92 - 05.97	AC-C		4 PK 813
				ALT	+ AC	4 PK 855

1.1

1124 ccm	36 kW	109N (XW7)	10.87 - 10.90	ALT	- AC	AVX 10 x 710
				AC-C		4 PK 962
				CAM		ZRK 1114

1.1

1124 ccm	40 kW	H1B (TU1)	10.87 - 10.90	ALT	- AC	AVX 10 x 710
				AC-C		4 PK 813
				ALT	+ AC	4 PK 855
				CAM		ZRK 1114
				CAM		KT 1013
				W-P; CAM		KT 1013 W1

1.1

1124 ccm	44 kW	HDZ (TU1M)	07.89 - 09.98	ALT	- AC	AVX 10 x 710
				AC-C		4 PK 813
				ALT	+ AC	4 PK 855
				CAM		ZRK 1114
				CAM		KT 1013
				W-P; CAM		KT 1013 W1

1.3 Rallye

1294 ccm	74 kW	TU24	10.87 - 10.90	ALT	OE-NO.: 575080	4 PK 855
				CAM		ZRK 1114
				CAM		KT 1013



PEUGEOT

205 II (20A/C)

1.3 Rallye

1294 ccm	74 kW	TU24	10.87 - 10.90	W-P; CAM		KT 1013 W1
----------	-------	------	---------------	----------	--	------------

1.4

1360 ccm	44 kW	150D (XY7);150G (XY7)	10.87 - 05.89	ALT AC-C ALT CAM	- AC + AC	AVX 10 x 710 4 PK 813 4 PK 855 ZRK 1118
----------	-------	-----------------------	---------------	---------------------------	------------------	--

1.4 KAT

1360 ccm	44 kW	KAY (TU3CP)	08.87 - 09.93	ALT AC-C ALT CAM CAM W-P; CAM	- AC + AC	AVX 10 x 710 4 PK 813 4 PK 855 ZRK 1118 KT 1019 KT 1019 W1
----------	-------	-------------	---------------	--	------------------	---

1.4

1360 ccm	49 kW	K1D (TU3A)	10.87 - 10.90	ALT AC-C ALT CAM CAM W-P; CAM	- AC + AC FROM: 01.88	AVX 10 x 710 4 PK 813 4 PK 855 ZRK 1118 KT 1019 KT 1019 W1
----------	-------	------------	---------------	--	-------------------------------------	---

1.4

1360 ccm	50 kW		08.90 - 07.92	AC-C ALT	+ AC	4 PK 813 4 PK 855
----------	-------	--	---------------	-------------	------	----------------------

1.4

1360 ccm	53 kW	150 (XY6B)	01.87 - 07.88	AC-C	FROM: 08.87	4 PK 962
----------	-------	------------	---------------	------	-------------	----------

1.4

1360 ccm	55 kW	KDX (TU3MC);TU32	08.90 - 07.98	AC-C ALT W-P; CAM	+ AC	4 PK 813 4 PK 855 KT 1019 W1
----------	-------	------------------	---------------	-------------------------	------	------------------------------------

1.4

1360 ccm	58 kW	150B (XY8);150H (XY8)	07.88 - 05.89	ALT AC-C ALT CAM	- AC + AC	AVX 10 x 710 4 PK 813 4 PK 855 ZRK 1118
----------	-------	-----------------------	---------------	---------------------------	------------------	--

1.4

1360 ccm	62 kW	K2B (TU3S)	06.87 - 12.89	ALT AC-C ALT CAM CAM W-P; CAM	- AC + AC FROM: 01.88	AVX 10 x 710 4 PK 813 4 PK 855 ZRK 1118 KT 1019 KT 1019 W1
----------	-------	------------	---------------	--	-------------------------------------	---

1.4

1361 ccm	55 kW	KDY (TU3M);KDZ (TU3M);KFX (TU3JP)	07.88 - 09.98	ALT AC-C ALT CAM CAM CAM CAM CAM W-P; CAM	- AC + AC FROM: 01.91 UNTIL: 01.91 FROM MTR-NO: 50355043; MTR-CODE: TU3M MTR-CODE: TU3JP UNTIL MTR-NO: 50355042; MTR-CODE: TU3M	AVX 10 x 710 4 PK 813 4 PK 855 ZRK 1110 ZRK 1118 KT 1063 KT 1019 KT 1019 KT 1019 W1
----------	-------	-----------------------------------	---------------	---	---	---

1.4

1442 ccm	63 kW	Y2/K	06.87 - 12.89	AC-C		4 PK 962
----------	-------	------	---------------	------	--	----------

1.6

1580 ccm	53 kW	B1E (XU51C)	10.87 - 09.98	AC-C ALT ALT CAM CAM CAM CAM W-P; CAM W-P; CAM	- PS + PS FROM: 01.92 UNTIL: 01.92 FROM: 02.92 UNTIL: 01.92 FROM: 02.92 UNTIL: 01.92	4 PK 841 4 PK 698 4 PK 954 ZRK 1128 ZRK 1125 KT 1068 KT 1026 KT 1068 W1 KT 1026 W1
----------	-------	-------------	---------------	--	---	--



PEUGEOT

205 II (20A/C)

1.6

1580 ccm	55 kW	B1A (XU51C);BAZ (XU5CP)	10.87 - 09.98	AC-C		4 PK 841
				ALT	- PS	4 PK 698
				ALT	+ PS	4 PK 954
				CAM	FROM: 01.92	ZRK 1128
				CAM	UNTIL: 01.92	ZRK 1125
				CAM	FROM: 02.92	KT 1068
				CAM	UNTIL: 01.92	KT 1026
				W-P; CAM	FROM: 02.92	KT 1068 W1
				W-P; CAM	UNTIL: 01.92	KT 1026 W1

1.6 Aut.

1580 ccm	58 kW		10.87 - 09.98	AC-C		4 PK 841
				ALT	- PS	4 PK 698
				ALT	+ PS	4 PK 954

1.6 Aut.

1580 ccm	65 kW	BDY (XU5M2Z);BDY (XU5M3Z)	05.90 - 09.98	PS		AVX 10 x 613
				AC-C		4 PK 841
				ALT	- PS	4 PK 698
				ALT	+ PS	4 PK 954
				CAM	FROM: 01.92	ZRK 1128
				CAM	UNTIL: 01.92	ZRK 1125
				CAM	FROM: 02.92	KT 1068
				CAM	UNTIL: 01.92	KT 1026
				W-P; CAM	FROM: 02.92	KT 1068 W1
				W-P; CAM	UNTIL: 01.92	KT 1026 W1

1.6

1580 ccm	66 kW	171 (XU5S)	08.90 - 07.92	AC-C		4 PK 841
				ALT	- PS	4 PK 698
				ALT	+ PS	4 PK 954
				W-P; CAM	FROM: 02.92; MTR-CODE: XU5	KT 1068 W1
				W-P; CAM	UNTIL: 01.92; MTR-CODE: XU5	KT 1026 W1

1.6 GTI

1580 ccm	76 kW	180A (XU5J);180Z (XU5J)	10.87 - 12.89	PS		AVX 10 x 613
				AC-C		4 PK 841
				ALT	- PS	4 PK 698
				ALT	+ PS	4 PK 954
				CAM		ZRK 1125
				CAM		KT 1026
				W-P; CAM		KT 1026 W1

1.6 GTI

1580 ccm	85 kW		10.87 - 12.89	PS		AVX 10 x 613
				AC-C		4 PK 841
				ALT	- PS	4 PK 698
				ALT	+ PS	4 PK 954
				CAM		ZRK 1125
				CAM		KT 1026

1.6 GTX

1592 ccm	69 kW		01.87 - 10.91	AC-C	FROM: 09.89	4 PK 1020
				W-P; CAM	MTR-CODE: XU5	KT 1026 W1

1.9 GTI

1905 ccm	75 kW	D2A (XU92C)	10.87 - 05.89	PS		AVX 10 x 613
				AC-C		4 PK 841
				ALT	- PS	4 PK 698
				ALT	+ PS	4 PK 954
				CAM		ZRK 1125
				CAM		KT 1026
				W-P; CAM		KT 1026 W1

1.9 GTI KAT

1905 ccm	75 kW	DFZ (XU9J1)	10.87 - 07.94	PS		AVX 10 x 613
				AC-C		4 PK 841
				ALT	- PS	4 PK 698
				ALT	+ PS	4 PK 954
				CAM		ZRK 1125
				CAM		KT 1026
				W-P; CAM	FROM: 02.92	KT 1068 W1
				W-P; CAM	UNTIL: 01.92	KT 1026 W1



PEUGEOT

205 II (20A/C)

1.9 GTI

1905 ccm	88 kW	DKZ (XU9JAZ)	10.87 - 10.94	PS		AVX 10 x 613
				AC-C	FROM: 08.88	4 PK 841
				ALT	FROM: 08.88; - PS	4 PK 698
				ALT	FROM: 08.88; + PS	4 PK 954
				CAM	FROM: 01.92	ZRK 1128
				CAM	UNTIL: 01.92	ZRK 1125
				CAM	FROM: 02.92	KT 1068
				CAM	UNTIL: 01.92	KT 1026
				W-P; CAM	FROM: 02.92	KT 1068 W1
				W-P; CAM	UNTIL: 01.92	KT 1026 W1

1.9

1905 ccm	89 kW	DKZ (XU9JAZ)	08.90 - 05.97	AC-C		4 PK 841
				ALT	- PS	4 PK 698
				ALT	+ PS	4 PK 954

1.9 GTI

1905 ccm	94 kW	D6B (XU9JA)	10.87 - 09.98	PS		AVX 10 x 613
				AC-C		4 PK 841
				ALT	- PS	4 PK 698
				ALT	+ PS	4 PK 954
				CAM	FROM: 01.92	ZRK 1128
				CAM	UNTIL: 01.92	ZRK 1125
				CAM	FROM: 02.92	KT 1068
				CAM	UNTIL: 01.92	KT 1026
				W-P; CAM	FROM: 02.92	KT 1068 W1
				W-P; CAM	UNTIL: 01.92	KT 1026 W1

1.7 Diesel

1769 ccm	44 kW	161A (XUD7)	07.87 - 09.98	PS		AVX 10 x 613
				VAC-P		AVX 10 x 550
				ALT	- AC	4 PK 698
				ALT	- AC	4 PK 715
				ALT	FROM CHA-NO.: 5291415; OE-NO.: 575066; + AC	4 PK 1218
				ALT	OE-NO.: 575078; + AC	4 PK 1230
				ALT	UNTIL CHA-NO.: 5291414; + AC	4 PK 985
				CAM		ZRK 1262
				CAM	FROM: 01.94	KT 1040
				CAM	UNTIL: 12.93	KT 1479
				W-P; CAM	FROM ORGA-NO.: 06171; UNTIL ORGA-NO.: 07389	KT 1040 W1
				W-P; CAM	FROM ORGA-NO.: 07390	KT 1040 W3

1.7 TD

1769 ccm	57 kW	A8B (XUD7TE)	01.90 - 09.98	PS	FROM: 07.91	AVX 10 x 650
				PS	UNTIL: 01.91	AVX 10 x 613
				VAC-P		AVX 10 x 550
				AC-C	OE-NO.: 575066	4 PK 1218
				ALT		4 PK 715
				CAM		ZRK 1262
				CAM	FROM: 02.94	KT 1040

1.8 XDT

1769 ccm	58 kW	XUD7T	08.90 - 05.97	AC-C	OE-NO.: 575066	4 PK 1218
				ALT		4 PK 715
				CAM	UNTIL: 12.93	KT 1479
				W-P; CAM	UNTIL: 12.93	KT 1479 W1

1.9 Diesel

1905 ccm	47 kW	DJZ (XUD9Y)	10.87 - 09.98	PS	UNTIL: 06.91	AVX 10 x 613
				VAC-P	FROM: 06.91	AVX 10 x 650
				ALT	FROM: 08.90; - AC; + C1	4 PK 715
				ALT	FROM: 08.90; - AC; + C2	4 PK 698
				ALT	FROM: 08.90; + AC	4 PK 1230
				CAM		ZRK 1262
				CAM	FROM: 02.94	KT 1040
				CAM	UNTIL: 12.93	KT 1479
				W-P; CAM	FROM: 01.94	KT 1040 W1

205 Kasten

1.7 Diesel

1769 ccm	44 kW	161A (XUD7)	03.94 -	ALT	- AC	4 PK 698
				ALT	- AC	4 PK 715



PEUGEOT

205 Kasten

1.7 Diesel

1769 ccm	44 kW	161A (XUD7)	03.94 -	ALT	FROM CHA-NO.: 5291415; OE-NO.: 575066; + AC	4 PK 1218
				ALT	OE-NO.: 575078; + AC	4 PK 1230
				ALT	UNTIL CHA-NO.: 5291414; + AC	4 PK 985
				CAM		ZRK 1262
				CAM		KT 1040
				W-P; CAM		KT 1040 W1

206 Schrägheck (2A/C)

1.1 i

1124 ccm	44 kW	HFX (TU1JP);HFZ (TU1JP)	09.98 -	ALT		AVX 10 x 710
				ALT	+ AC; - PS	6 PK 1010
				ALT	FROM: 04.02; UNTIL: 04.05; FROM ORGA-NO.: 09276; UNTIL ORGA-NO.: 10394; + AC; + PS	6 PK 1560
				ALT	FROM: 04.05; MTR-CODE: TU1JP; FROM ORGA-NO.: 10395; + AC; + PS	6 PK 1565
				ALT	FROM: 04.09; MTR-CODE: TU1A; - AC	6 PK 1450
				ALT	FROM: 04.09; MTR-CODE: TU1A; + AC	6 PK 1565
				ALT	FROM: 07.02; FROM ORGA-NO.: 09367; - AC; - PS	6 PK 730
				ALT	MTR-CODE: TU1JP; + PS; - AC	6 PK 1450
				ALT	UNTIL: 04.02; MTR-CODE: TU1JP; UNTIL ORGA-NO.: 09275; + AC; + PS	6 PK 1565
				CAM	FROM MTR-NO: 3762435	ZRK 1467
				CAM	UNTIL MTR-NO: 3762434	ZRK 1114
				CAM	FROM MTR-NO: 3762435	KT 1398
				CAM	UNTIL MTR-NO: 3762434	KT 1013
				W-P; CAM	FROM MTR-NO: 3762434	KT 1398 W1
				W-P; CAM	UNTIL MTR-NO: 3762434; MTR-CODE: HFZ	KT 1013 W1

1.4 i

1360 ccm	55 kW	KFW (TU3JP);KFX (TU3JP)	09.98 -	ALT	UNTIL: 06.02	AVX 10 x 710
				ALT	FROM: 04.02; UNTIL: 04.05; MTR-CODE: TU3A;TU3JP;TU3JP; FROM ORGA-NO.: 09276; UNTIL ORGA-NO.: 10394; + AC; + PS	6 PK 1560
				ALT	FROM: 04.05; MTR-CODE: TU3A;TU3JP;TU3JP; FROM ORGA-NO.: 10395; + AC; + PS	6 PK 1565
				ALT	FROM: 04.09; MTR-CODE: TU3A; - AC	6 PK 1450
				ALT	FROM: 04.09; MTR-CODE: TU3A; + AC	6 PK 1565
				ALT	FROM: 06.07; MTR-CODE: TU3A;TU3A;TU3JP; FROM ORGA-NO.: 11178; + AC	6 PK 1700
				ALT	FROM: 07.02; MTR-CODE: TU3A;TU3JP;TU3JP; - AC; - PS	6 PK 730
				ALT	MTR-CODE: TU3A;TU3JP; + PS; - AC	6 PK 1450
				ALT	MTR-CODE: TU3A;TU3JP;TU3JP; + AC; - PS	6 PK 1010
				ALT	UNTIL: 04.02; MTR-CODE: TU3A;TU3JP;TU3JP; UNTIL ORGA-NO.: 09275; + AC; + PS	6 PK 1565
				ALT	UNTIL: 06.07; MTR-CODE: TU3A;TU3A;TU3JP; UNTIL ORGA-NO.: 11178; + AC	6 PK 1565
				CAM	FROM MTR-NO: 3666766	ZRK 1457
				CAM	UNTIL MTR-NO: 3666765	ZRK 1118
				CAM	FROM MTR-NO: 3666766	KT 1370
				CAM	UNTIL MTR-NO: 3666765	KT 1019
				W-P; CAM	FROM MTR-NO: 3666766	KT 1370 W1
				W-P; CAM	UNTIL MTR-NO: 3666765	KT 1019 W1

1.4 16V

1360 ccm	65 kW	KFU (ET3J4)	10.03 -	ALT	+ AC	6 PK 1565
				CAM		ZRK 1705
				CAM		KT 1521

1.6 i

1587 ccm	65 kW	NFZ (TU5JP)	09.98 -	ALT		AVX 10 x 710
				ALT	- AC	6 PK 1450
				ALT	UNTIL ORGA-NO.: 09275; + AC	6 PK 1565
				CAM		ZRK 1110
				CAM		KT 1063
				W-P; CAM		KT 1063 W1

1.6 16V

1587 ccm	80 kW	NFU (TU5JP4)	12.00 -	ALT	FROM: 04.02; UNTIL: 04.05; MTR-CODE: TU5JP4; FROM ORGA-NO.: 09276; UNTIL ORGA-NO.: 10394; + AC; + PS	6 PK 1560
				ALT	FROM: 04.02; UNTIL: 04.05; MTR-CODE: TU5JP4G; FROM ORGA-NO.: 09276; UNTIL ORGA-NO.: 10394; + AC; + PS	6 PK 1560



PEUGEOT

206 Schrägheck (2A/C)

1.6 16V

1587 ccm	80 kW	NFU (TU5JP4)	12.00 -	ALT	FROM: 04.05; MTR-CODE: TU5JP4; FROM ORGA-NO.: 10395; + AC; + PS	6 PK 1565
				ALT	FROM: 04.05; MTR-CODE: TU5JP4G; FROM ORGA-NO.: 10395; + AC; + PS	6 PK 1565
				ALT	MTR-CODE: TU5JP4; + AC; - PS	6 PK 1010
				ALT	MTR-CODE: TU5JP4; + PS; - AC	6 PK 1450
				ALT	MTR-CODE: TU5JP4G; + AC; - PS	6 PK 1010
				ALT	MTR-CODE: TU5JP4G; + PS; - AC	6 PK 1450
				ALT	UNTIL: 04.02; MTR-CODE: TU5JP4; UNTIL ORGA-NO.: 09275; + AC; + PS	6 PK 1565
				ALT	UNTIL: 04.02; MTR-CODE: TU5JP4G; UNTIL ORGA-NO.: 09275; + AC; + PS	6 PK 1565
				CAM		ZRK 1537
				CAM	FROM MTR-NO: 1806405	KT 1332
				CAM	UNTIL MTR-NO: 1806404	KT 1330
				W-P; CAM	FROM MTR-NO: 1806405	KT 1332 W1
				W-P; CAM	UNTIL MTR-NO: 1806404	KT 1330 W1

2.0 S16

1997 ccm	99 kW	RFR (DEW10J4)	04.99 -	ALT	- AC	6 PK 1205
				ALT	+ AC	6 PK 1725
				CAM		ZRK 1149
				CAM		KT 1244
				W-P; CAM	OPT	KT 1244 W3

2.0 S16

1997 ccm	100 kW	RFN (EW10J4)	10.00 -	ALT	- AC	6 PK 1205
				ALT	+ AC	6 PK 1725
				CAM		ZRK 1149
				CAM		KT 1244
				W-P; CAM	OPT	KT 1244 W3

2.0 RC

1997 ccm	130 kW	RFK (EW10J4S)	07.03 -	ALT	- AC	6 PK 1205
				ALT	+ AC	6 PK 1725
				CAM	MTR-CODE: EW10J4S	ZRK 1588
				CAM		KT 1485
				W-P; CAM		KT 1244 W3

1.4 HDi eco 70

1398 ccm	50 kW	8HX (DV4TD);8HZ (DV4TD)	09.01 -	ALT	+ AC	6 PK 1710
				ALT	FROM: 04.09; - AC	6 PK 1352
				ALT	FROM: 04.09; + AC	6 PK 1710
				ALT	FROM: 09.05; FROM ORGA-NO.: 10528; - AC	6 PK 1352
				ALT	UNTIL: 09.05; UNTIL ORGA-NO.: 10527; - AC	6 PK 1345
				CAM		ZRK 1441
				CAM		KT 1328
				W-P; CAM		KT 1328 W4

1.6 HDi 110

1560 ccm	80 kW	9HY (DV6TED4);9HZ (DV6TED4)	05.04 -	ALT	- AC	6 PK 800
				ALT	+ AC	6 PK 975
				CAM		ZRK 1460
				CAM		KT 1390
				W-P; CAM		KT 1390 W1

1.9 D

1868 ccm	51 kW	WJZ (DW8)	09.98 -	ALT	- AC; - PS	6 PK 865
				ALT	+ AC; - PS	6 PK 1025
				ALT	FROM: 09.99; FROM ORGA-NO.: 08351; + PS; - AC	6 PK 1440
				ALT	UNTIL ORGA-NO.: 09519; + AC; + PS	6 PK 1735
				ALT	UNTIL: 09.99; UNTIL ORGA-NO.: 08350; + PS; - AC	6 PK 1390
				CAM		ZRK 1351
				CAM		KT 1433
				W-P; CAM		KT 1517 W1

2.0 HDI 90

1997 ccm	66 kW	RHY (DW10TD)	12.99 -	ALT	- AC	6 PK 1470
				ALT	FOR: DELPHI; + AC	6 PK 1751
				ALT	FOR: SANDEN; + AC	6 PK 1740
				CAM		ZRK 1352
				CAM	FROM ORGA-NO.: 08736	KT 1518
				CAM	UNTIL ORGA-NO.: 8735	KT 1327
				CAM		KT 1534 W1



PEUGEOT

206 Schrägheck (2A/C)

2.0 HDI 90

1997 ccm	66 kW	RHY (DW10TD)	12.99 -	W-P; CAM	FROM ORGA-NO.: 08736	KT 1518 W1
				W-P; CAM	UNTIL ORGA-NO.: 08735	KT 1327 W1

206 Stufenheck

1.4

1360 ccm	55 kW	KFV (TU3A);KFW (TU3JP)	03.07 -	ALT	- AC	6 PK 1450
				ALT	FROM ORGA-NO.: 11178; + AC	6 PK 1700
				ALT	UNTIL: 06.07; UNTIL ORGA-NO.: 11178; + AC	6 PK 1565
				CAM		ZRK 1457
				CAM		KT 1370
				W-P; CAM		KT 1370 W1

1.6 16V

1587 ccm	80 kW	NFU (TU5JP4)	03.07 -	ALT	+ AC; - PS	6 PK 1010
				ALT	+ AC; + PS	6 PK 1565
				ALT	+ PS; - AC	6 PK 1450
				CAM		ZRK 1537
				CAM	FROM MTR-NO: 1806405	KT 1332
				CAM	UNTIL MTR-NO: 1806404	KT 1330
				W-P; CAM		KT 1332 W1

1.4 HDi eco 70

1398 ccm	50 kW	8HZ (DV4TD)	09.08 -	W-P; CAM		KT 1328 W4
----------	-------	-------------	---------	----------	--	------------

206 SW (2E/K)

1.1

1124 ccm	44 kW	HFX (TU1JP)	07.02 -	ALT	- AC; - PS	6 PK 730
				ALT	+ AC; - PS	6 PK 1010
				ALT	+ PS; - AC	6 PK 1450
				ALT	FROM: 04.05; FROM ORGA-NO.: 10395; + AC; + PS	6 PK 1565
				ALT	UNTIL: 04.05; UNTIL ORGA-NO.: 10394; + AC; + PS	6 PK 1560
				CAM	FROM MTR-NO: 3762435	ZRK 1467
				CAM	UNTIL MTR-NO: 3762434	ZRK 1114
				CAM	FROM MTR-NO: 3762435	KT 1398
				CAM	UNTIL MTR-NO: 3762434	KT 1013
				CAM	UNTIL MTR-NO: 3762434	KT 1013 W1
				W-P; CAM	FROM MTR-NO: 3762434	KT 1398 W1

1.4

1360 ccm	55 kW	KFV (TU3A);KFW (TU3JP)	07.02 -	ALT	- AC; - PS	6 PK 730
				ALT	+ AC; - PS	6 PK 1010
				ALT	FROM: 04.05; MTR-CODE: TU3JP; FROM ORGA-NO.: 10395; + AC; + PS	6 PK 1565
				ALT	MTR-CODE: TU3JP; + PS; - AC	6 PK 1450
				ALT	UNTIL: 02.07; MTR-CODE: TU3A; - AC	6 PK 1450
				ALT	UNTIL: 02.07; MTR-CODE: TU3A; + AC	6 PK 1565
				ALT	UNTIL: 04.05; UNTIL ORGA-NO.: 10394; + AC; + PS	6 PK 1560
				CAM	FROM MTR-NO: 3666766	ZRK 1457
				CAM	UNTIL MTR-NO: 3666765	ZRK 1118
				CAM	FROM MTR-NO: 3666766	KT 1370
				CAM	UNTIL MTR-NO: 3666765	KT 1019
				W-P; CAM	FROM MTR-NO: 3666766	KT 1370 W1
				W-P; CAM	UNTIL MTR-NO: 3666765	KT 1019 W1

1.4 16V

1360 ccm	65 kW	KFU (ET3J4)	10.03 -	ALT	+ AC	6 PK 1565
				CAM		ZRK 1705
				CAM		KT 1521

1.6 16V

1587 ccm	80 kW	NFU (TU5JP4)	07.02 -	ALT	+ AC; - PS	6 PK 1010
				ALT	+ PS; - AC	6 PK 1450
				ALT	FROM: 04.05; FROM ORGA-NO.: 10395; + AC; + PS	6 PK 1565
				ALT	UNTIL: 04.05; UNTIL ORGA-NO.: 10394; + AC; + PS	6 PK 1560
				CAM		ZRK 1537
				CAM	FROM MTR-NO: 1806405	KT 1332
				CAM	UNTIL MTR-NO: 1806404	KT 1330
				W-P; CAM	FROM MTR-NO: 1806405	KT 1332 W1



PEUGEOT

206 SW (2E/K)

1.6 16V

1587 ccm 80 kW NFU (TU5JP4) 07.02 - W-P; CAM UNTIL MTR-NO: 1806404 **KT 1330 W1**

2.0 16V

1997 ccm 100 kW RFN (EW10J4) 07.02 - ALT - AC **6 PK 1205**
ALT + AC **6 PK 1725**
CAM **ZRK 1149**
CAM **KT 1244**
W-P; CAM OPT **KT 1244 W3**

1.4 HDi

1398 ccm 50 kW 8HX (DV4TD) 07.02 - ALT + AC **6 PK 1710**
ALT FROM: 09.05; FROM ORGA-NO.: 10528; - AC **6 PK 1352**
ALT UNTIL: 09.05; UNTIL ORGA-NO.: 10527; - AC **6 PK 1345**
CAM **ZRK 1441**
CAM **KT 1328**
W-P; CAM **KT 1328 W4**

1.6 HDi 110

1560 ccm 80 kW 9HZ (DV6TED4) 05.04 - ALT - AC **6 PK 800**
ALT + AC **6 PK 975**
CAM **ZRK 1460**
CAM **KT 1390**
W-P; CAM **KT 1390 W1**

2.0 HDi

1997 ccm 66 kW RHY (DW10TD) 07.02 - ALT - AC **6 PK 1470**
ALT FOR: DELPHI; + AC **6 PK 1751**
ALT FOR: SANDEN; + AC **6 PK 1740**
CAM **ZRK 1352**
CAM FROM ORGA-NO.: 08736 **KT 1518**
CAM **KT 1534 W1**
W-P; CAM FROM ORGA-NO.: 08736 **KT 1518 W1**
W-P; CAM UNTIL ORGA-NO.: 08735 **KT 1327 W1**

206 CC (2D)

1.6 16V

1587 ccm 80 kW NFU (TU5JP4) 09.00 - ALT + AC; - PS **6 PK 1010**
ALT + PS; - AC **6 PK 1450**
ALT FROM: 04.02; UNTIL: 04.05; FROM ORGA-NO.: 09276; UNTIL ORGA-NO.: 10394; + AC; + PS **6 PK 1560**
ALT FROM: 04.05; FROM ORGA-NO.: 10395; + AC; + PS **6 PK 1565**
ALT UNTIL: 04.02; UNTIL ORGA-NO.: 09275; + AC; + PS **6 PK 1565**
CAM **ZRK 1537**
CAM FROM MTR-NO: 1806405 **KT 1332**
CAM UNTIL MTR-NO: 1806404 **KT 1330**
W-P; CAM FROM MTR-NO: 1806405 **KT 1332 W1**
W-P; CAM UNTIL MTR-NO: 1806404 **KT 1330 W1**

2.0 S16

1997 ccm 100 kW RFN (EW10J4) 09.00 - ALT - AC **6 PK 1205**
ALT + AC **6 PK 1725**
CAM **ZRK 1149**
CAM **KT 1244**
W-P; CAM OPT **KT 1244 W3**

1.6 HDi 110

1560 ccm 80 kW 9HZ (DV6TED4) 04.05 - ALT FROM ORGA-NO.: 10556; - AC **6 EPK 780**
ALT FROM ORGA-NO.: 10556; + AC **6 EPK 1090**
ALT UNTIL: 10.05; UNTIL ORGA-NO.: 10555; - AC **6 PK 800**
ALT UNTIL: 10.05; UNTIL ORGA-NO.: 10555; + AC **6 PK 975**
CAM **ZRK 1460**
CAM **KT 1390**
W-P; CAM **KT 1390 W1**

206+ (T3E)

1.1

1124 ccm 44 kW HFX (TU1A);HFX (TU1JP);TU1AE5 01.09 - CAM **KT 1398 W2**
W-P; CAM **KT 1398 W1**

1.4 i

1360 ccm 54 kW KFT (TU3A) 09.10 - W-P; CAM **KT 1370 W1**



PEUGEOT

206+ (T3E)

1.4 i

1360 ccm	55 kW	KFV (TU3A);KFW (TU3A)	01.09 -	W-P; CAM		KT 1370 W1
----------	-------	-----------------------	---------	----------	--	------------

1.4 HDi eco 70

1398 ccm	50 kW	8HX (DV4TD);8HZ (DV4TD)	01.09 -	W-P; CAM		KT 1328 W4
----------	-------	-------------------------	---------	----------	--	------------

207 (WA_, WC_)

1.4

1360 ccm	53 kW	KFV (TU3A)	02.06 -	ALT	FROM: 08.07; MTR-CODE: TU3A; - AC	6 PK 730
				ALT	FROM: 08.07; MTR-CODE: TU3A; + AC	6 PK 1055
				ALT	MTR-CODE: TU3A;TU3AE5; - AC	6 PK 730
				ALT	MTR-CODE: TU3A;TU3AE5; + AC	6 PK 1055
				CAM	MTR-CODE: TU3AM	ZRK 1457
				CAM	MTR-CODE: TU3AM	KT 1370
				W-P; CAM		KT 1370 W1

1.4 16V

1360 ccm	65 kW	KFU (ET3J4)	02.06 -	ALT	- AC	6 PK 730
				ALT	+ AC	6 PK 1055
				CAM	MTR-CODE: ET3J4	ZRK 1705
				CAM	MTR-CODE: ET3J4	KT 1521

1.4 16V

1397 ccm	70 kW	EP3;EP3C	06.07 -	ALT	FROM: 10.07; + AC	6 PK 906
----------	-------	----------	---------	-----	-------------------	----------

1.6 16V

1587 ccm	80 kW	NFU (TU5JP4)	02.06 -	ALT	FROM: 12.07; - AC	6 PK 730
				ALT	FROM: 12.07; + AC	6 PK 1055
				CAM		ZRK 1537
				CAM		KT 1332
				W-P; CAM		KT 1332 W1

1.6 16V VTi

1598 ccm	88 kW	5FS (EP6C);EP6	02.07 -	ALT	+ AC	6 PK 906
----------	-------	----------------	---------	-----	------	----------

1.6 16V Turbo

1598 ccm	110 kW	5FX (EP6DT)	02.06 -	ALT	FROM: 06.06	6 PK 906
----------	--------	-------------	---------	-----	-------------	----------

1.6 16V Turbo

1598 ccm	115 kW	5FR (EP6DT)	10.09 -	ALT		6 PK 906
----------	--------	-------------	---------	-----	--	----------

1.6 16V RC

1598 ccm	128 kW	5FY (EP6DTS)	02.07 -	ALT	+ AC	6 PK 906
----------	--------	--------------	---------	-----	------	----------

1.4 HDi

1398 ccm	50 kW	8HR (DV4TD);8HZ (DV4TD)	02.06 -	ALT	FROM: 03.07; MTR-CODE: DV4TD; FROM ORGA-NO.: 11074; - AC	6 PK 800
				ALT	FROM: 03.07; MTR-CODE: DV4TD; FROM ORGA-NO.: 11074; + AC	6 PK 975
				ALT	MTR-CODE: DV4C; - AC	6 PK 800
				ALT	MTR-CODE: DV4C; + AC	6 PK 975
				ALT	UNTIL ORGA-NO.: 11073; - AC	6 EPK 780
				ALT	UNTIL ORGA-NO.: 11073; + AC	6 EPK 1090
				CAM	MTR-CODE: DV4TD	ZRK 1441
				CAM	MTR-CODE: DV4TD	KT 1328
				W-P; CAM	MTR-CODE: 8HZ	KT 1328 W4

1.6 HDi

1560 ccm	66 kW	9HX (DV6ATED4)	02.06 -	ALT	FROM: 03.07; FROM ORGA-NO.: 11074; MOD: 9HX;9H02; + AC	6 PK 800
				ALT	FROM: 03.07; FROM ORGA-NO.: 11074; MOD: 9HX;9H02; + AC	6 PK 975
				ALT	UNTIL ORGA-NO.: 11073; - AC	6 EPK 780
				ALT	UNTIL ORGA-NO.: 11073; + AC	6 EPK 1090
				CAM	MTR-CODE: DV6ATED4;DV6TED4	ZRK 1460
				CAM	MTR-CODE: DV6ATED4;DV6TED4	KT 1390
				W-P; CAM		KT 1390 W1

1.6 HDi

1560 ccm	68 kW	9HP (DV6DTEd)	11.09 -	ALT	- AC	6 PK 800
				ALT	+ AC	6 PK 975

1.6 HDi

1560 ccm	80 kW	9HY (DV6TED4);9HZ (DV6TED4)	02.06 -	ALT	FROM: 03.07; FROM ORGA-NO.: 11074; - AC	6 PK 800
				ALT	FROM: 03.07; FROM ORGA-NO.: 11074; + AC	6 PK 975
				ALT	UNTIL ORGA-NO.: 11073; - AC	6 EPK 780
				ALT	UNTIL ORGA-NO.: 11073; + AC	6 EPK 1090
				CAM	MTR-CODE: DV6ATED4;DV6TED4	ZRK 1460
				CAM	MTR-CODE: DV6ATED4;DV6TED4	KT 1390



PEUGEOT

207 (WA_, WC_)

1.6 HDi

1560 ccm	80 kW	9HY (DV6TED4);9HZ (DV6TED4)	02.06 -	W-P; CAM		KT 1390 W1
----------	-------	-----------------------------	---------	----------	--	------------

1.6 HDi 110

1560 ccm	82 kW	9HZ (DV6TED4)	08.09 -	ALT	FROM: 12.09; - AC	6 PK 800
				ALT	FROM: 12.09; + AC	6 PK 975

207 CC (WD_)

1.6 16V

1598 ccm	88 kW	EP6	02.07 -	ALT	+ AC	6 PK 906
----------	-------	-----	---------	-----	------	----------

1.6 16V Turbo

1598 ccm	110 kW	5FX (EP6DT)	02.07 -	ALT		6 PK 906
----------	--------	-------------	---------	-----	--	----------

1.6 16V Turbo

1598 ccm	115 kW	5FR (EP6DT)	10.09 -	ALT		6 PK 906
----------	--------	-------------	---------	-----	--	----------

1.6 HDi

1560 ccm	80 kW	9HZ (DV6TED4)	02.07 -	ALT	FROM ORGA-NO.: 11074; - AC	6 PK 800
				ALT	FROM ORGA-NO.: 11074; + AC	6 PK 975
				ALT	UNTIL ORGA-NO.: 11073; - AC	6 EPK 780
				ALT	UNTIL ORGA-NO.: 11073; + AC	6 EPK 1090
				CAM	MTR-CODE: DV6ATED4;DV6TED4	ZRK 1460
				CAM	MTR-CODE: DV6ATED4;DV6TED4	KT 1390
				W-P; CAM		KT 1390 W1

1.6 HDi

1560 ccm	82 kW	9HR (DV6C)	08.09 -	ALT	FROM: 12.09; - AC	6 PK 800
				ALT	FROM: 12.09; + AC	6 PK 975

207 SW (WK_)

1.4

1360 ccm	54 kW	KFV (TU3A)	06.07 -	ALT	MTR-CODE: TU3A; - AC	6 PK 730
				ALT	MTR-CODE: TU3A; + AC	6 PK 1055
				ALT	MTR-CODE: TU3A;TU3AE5; - AC	6 PK 730
				ALT	MTR-CODE: TU3A;TU3AE5; + AC	6 PK 1055
				CAM		ZRK 1457
				CAM		KT 1370
				W-P; CAM		KT 1370 W1

1.4 16V

1397 ccm	70 kW	EP3;EP3C	06.07 -	ALT	+ AC	6 PK 906
				CAM		ZRK 1705
				CAM		KT 1521

1.6 16V

1598 ccm	88 kW	EP6	06.07 -	ALT	+ AC	6 PK 906
----------	-------	-----	---------	-----	------	----------

1.6 16V RC

1598 ccm	128 kW	5FY (EP6DTS)	02.07 -	ALT	FROM: 08.07; + AC	6 PK 906
----------	--------	--------------	---------	-----	-------------------	----------

1.6 HDi

1560 ccm	66 kW	9HX (DV6ATED4)	06.07 -	ALT	MOD: 9HX;9H02; + AC	6 PK 800
				ALT	MOD: 9HX;9H02; + AC	6 PK 975
				CAM		ZRK 1460
				CAM		KT 1390
				W-P; CAM		KT 1390 W1

1.6 HDi

1560 ccm	68 kW	9HP (DV6DTED)	11.09 -	ALT	- AC	6 PK 800
				ALT	+ AC	6 PK 975

1.6 HDi

1560 ccm	80 kW	9HZ (DV6TED4)	06.07 -	ALT	- AC	6 PK 800
				ALT	+ AC	6 PK 975
				CAM		ZRK 1460
				CAM		KT 1390
				W-P; CAM		KT 1390 W1

1.6 HDi

1560 ccm	82 kW	9HR (DV6C)	08.09 -	ALT	FROM: 12.09; - AC	6 PK 800
				ALT	FROM: 12.09; + AC	6 PK 975

207 Van

1.4 HDi

1398 ccm	50 kW	8HZ (DV4TD)	04.07 -	ALT	FROM ORGA-NO.: 11074; - AC	6 PK 800
				ALT	FROM ORGA-NO.: 11074; + AC	6 PK 975

1.6 HDi

1560 ccm	66 kW	9HX (DV6ATED4)	04.07 -	ALT	FROM ORGA-NO.: 11074; MOD: 9HX;9H02; + AC	6 PK 800
----------	-------	----------------	---------	-----	---	----------



PEUGEOT

207 Van

1.6 HDi

 1560 ccm 66 kW 9HX (DV6ATED4) 04.07 - ALT FROM ORGA-NO.: 11074; MOD: 9HX;9H02; + AC **6 PK 975**

306 Schrägheck (7A, 7C, N3, N5)

1.1

1124 ccm	44 kW	HDZ (TU1M)	05.93 - 05.01	ALT		AVX 10 x 715
				ALT	- AC; - PS	AVX 10 x 710
				AC-C	- PS	5 PK 805
				AC-C	+ PS	5 PK 1255
				ALT	+ AC	4 PK 855
				ALT	+ PS; - AC	4 PK 855
				PS	- AC	5 PK 880
				CAM	FROM MTR-NO: 3762435	ZRK 1467
				CAM	UNTIL MTR-NO: 3762434	ZRK 1114
				CAM	FROM MTR-NO: 3762435	KT 1398
				CAM	UNTIL MTR-NO: 3762434	KT 1013
				W-P; CAM	FROM MTR-NO: 3762434	KT 1398 W1
				W-P; CAM	UNTIL MTR-NO: 3762434	KT 1013 W1

1.4

1360 ccm	55 kW	KDX (TU3MC);KFW (TU3JP);KFX (TU3JP)	05.93 - 05.01	ALT		AVX 10 x 715
				ALT	- AC; - PS	AVX 10 x 710
				AC-C	- PS	5 PK 805
				AC-C	MTR-CODE: TU32;TU3M; + PS	5 PK 1255
				ALT	+ PS; - AC	4 PK 855
				ALT	MTR-CODE: TU32;TU3M; + AC	4 PK 855
				ALT	MTR-CODE: TU3JP; + AC; + PS	4 PK 855
				PS	- AC	5 PK 880
				PS	MTR-CODE: TU3JP; + AC	5 PK 1255
				CAM	FROM MTR-NO: 3666766	ZRK 1457
				CAM	UNTIL MTR-NO: 3666765	ZRK 1118
				CAM	FROM MTR-NO: 3666766	KT 1370
				CAM	UNTIL MTR-NO: 3666765	KT 1019
				W-P; CAM	FROM MTR-NO: 3666766	KT 1370 W1
				W-P; CAM	UNTIL MTR-NO: 3666765	KT 1019 W1

1.6

1587 ccm	65 kW	NFZ (TU5JP)	05.93 - 10.00	ALT		AVX 10 x 715
				ALT	- AC; - PS	AVX 10 x 710
				AC-C		5 PK 1219
				ALT	+ AC; + PS	4 PK 855
				ALT	+ PS; - AC	4 PK 855
				PS	- AC	5 PK 880
				PS	+ AC	5 PK 1255
				CAM		ZRK 1110
				CAM		KT 1063
				W-P; CAM		KT 1063 W1

1.6

1587 ccm	66 kW		07.00 - 05.01	CAM		ZRK 1110
				CAM		KT 1063

1.6

1587 ccm	72 kW	NFT	10.00 - 05.01	AC-C		5 PK 1219
				ALT	+ AC; + PS	4 PK 855
				ALT	+ PS; - AC	4 PK 855
				PS	- AC	5 PK 880
				PS	+ AC	5 PK 1255
				CAM		ZRK 1110
				CAM		KT 1063
				W-P; CAM		KT 1063 W1

1.8

1761 ccm	74 kW	LFZ (XU7JP)	05.97 - 04.99	ALT	+ AC; + PS	6 PK 1660
				ALT	AMP: 70,8; + PS; - AC	6 PK 1070
				ALT	AMP: 90; + PS; - AC	6 PK 1078
				CAM		ZRK 1128
				CAM		KT 1068

1.8 16V

1761 ccm	81 kW	LFY (XU7JP4)	03.97 - 05.01	ALT	- AC	6 PK 1078
				ALT	+ AC	6 PK 1660
				CAM		ZRK 1029



PEUGEOT

306 Schrägheck (7A, 7C, N3, N5)

1.8 16V

1761 ccm	81 kW	LFY (XU7JP4)	03.97 - 05.01	CAM CAM	FROM ORGA-NO.: 8470 UNTIL ORGA-NO.: 8469	KT 1309 KT 1216
----------	-------	--------------	---------------	------------	---	--------------------

1.8

1762 ccm	74 kW	LFZ (XU7JP)	05.93 - 05.01	HYD-P ALT ALT ALT CAM CAM W-P; CAM	+ AC; + PS AMP: 70,8; + PS; - AC AMP: 90; + PS; - AC	AVX 10 x 1025 6 PK 1660 6 PK 1070 6 PK 1078 ZRK 1128 KT 1068 KT 1068 W1
----------	-------	-------------	---------------	--	--	---

2.0 XSi

1998 ccm	89 kW	RFX (XU10J2)	05.93 - 05.01	ALT ALT ALT ALT ALT CAM CAM W-P; CAM	FROM: 07.96; FROM ORGA-NO.: 7175; - AC FROM: 07.96; FROM ORGA-NO.: 7175; + AC UNTIL: 06.96; UNTIL ORGA-NO.: 7174; + AC; - PS UNTIL: 06.96; UNTIL ORGA-NO.: 7174; + AC; + PS UNTIL: 06.96; UNTIL ORGA-NO.: 7174; AMP: 70,8; + PS; - AC UNTIL: 06.96; UNTIL ORGA-NO.: 7174; AMP: 90; + PS; - AC	6 PK 1165 6 PK 1605 6 PK 1100 6 PK 1660 6 PK 1070 6 PK 1078 ZRK 1128 KT 1068 KT 1068 W2
----------	-------	--------------	---------------	---	--	---

2.0 16V

1998 ccm	97 kW	RFV (XU10J4R)	03.97 - 05.01	ALT ALT CAM CAM W-P; CAM	- AC + AC	6 PK 1165 6 PK 1605 ZRK 1029 KT 1216 KT 1216 W1
----------	-------	---------------	---------------	--------------------------------------	--------------	---

2.0 S16

1998 ccm	110 kW	RFT (XU10J4)	06.94 - 05.01	ALT ALT ALT ALT CAM	+ AC; - PS + AC; + PS AMP: 70,8; + PS; - AC AMP: 90; + PS; - AC	6 PK 1100 6 PK 1660 6 PK 1070 6 PK 1078 ZRK 1138
----------	--------	--------------	---------------	---------------------------------	--	--

2.0 S16

1998 ccm	112 kW	RFY (XU10J4Z)	05.93 - 05.01	ALT ALT ALT ALT CAM	+ AC; - PS + AC; + PS AMP: 70,8; + PS; - AC AMP: 90; + PS; - AC	6 PK 1100 6 PK 1660 6 PK 1070 6 PK 1078 ZRK 1138
----------	--------	---------------	---------------	---------------------------------	--	--

2.0 S16

1998 ccm	120 kW	RFS (XU10J4RS)	03.96 - 05.01	ALT ALT CAM CAM CAM W-P; CAM	FROM: 05.97; - AC FROM: 05.97; + AC FROM: 04.00; FROM ORGA-NO.: 08547 UNTIL: 03.00; UNTIL ORGA-NO.: 08546 UNTIL: 03.00; UNTIL ORGA-NO.: 08546 UNTIL ORGA-NO.: 08546	6 PK 1165 6 PK 1605 ZRK 1460 ZRK 1029 KT 1216 KT 1216 W1
----------	--------	----------------	---------------	---	--	---

1.8 D

1769 ccm	43 kW	A9A (XUD7)	05.93 - 05.01	ALT ALT ALT ALT ALT ALT ALT CAM CAM W-P; CAM	- AC; - PS + AC; - PS FROM: 06.95; + AC; + PS FROM: 06.95; UNTIL: 09.96; + PS; - AC FROM: 09.96; + PS; - AC UNTIL: 06.95; + AC; + PS UNTIL: 06.95; + PS; - AC FROM: 02.96	6 PK 730 6 PK 1175 6 PK 1740 6 PK 1115 6 PK 1130 6 PK 1700 6 PK 1145 ZRK 1262 KT 1040 KT 1040 W1
----------	-------	------------	---------------	---	--	---

1.9 D

1868 ccm	51 kW	WJY (DW8B);WJZ (DW8)	09.98 - 05.01	ALT ALT ALT ALT ALT ALT	FROM: 05.99; - AC; - PS FROM: 05.99; + AC; - PS FROM: 05.99; + AC; + PS FROM: 05.99; + PS; - AC FROM: 05.99; UNTIL: 09.99; UNTIL ORGA-NO.: 8336; + PS; - AC FROM: 09.99; FROM ORGA-NO.: 8337; + PS; - AC	6 PK 865 6 PK 1045 6 PK 1751 6 PK 1440 6 PK 1390 6 PK 1440
----------	-------	----------------------	---------------	--	---	---



PEUGEOT

306 Schrägheck (7A, 7C, N3, N5)

1.9 D						
1868 ccm	51 kW	WJY (DW8B);WJZ (DW8)	09.98 - 05.01	CAM CAM W-P; CAM	MTR-CODE: DW8	ZRK 1351 KT 1433 KT 1517 W1
1.9 D						
1905 ccm	47 kW	DJZ (XUD9Y)	05.93 - 05.01	VAC-P ALT ALT ALT ALT ALT ALT ALT CAM CAM CAM	- AC; - PS + AC; - PS FROM: 06.95; + AC; + PS FROM: 06.95; UNTIL: 09.96; + PS; - AC FROM: 09.96; + PS; - AC UNTIL: 06.95; + AC; + PS UNTIL: 06.95; + PS; - AC UNTIL: 09.96; + PS; - AC FROM: 01.94 UNTIL: 12.93	AVX 10 x 650 6 PK 730 6 PK 1175 6 PK 1740 6 PK 1115 6 PK 1130 6 PK 1700 6 PK 1145 6 PK 1105 ZRK 1262 KT 1040 KT 1479
1.9 D						
1905 ccm	50 kW	DJY (XUD9A)	06.94 - 05.01	VAC-P ALT ALT ALT ALT ALT ALT ALT CAM CAM W-P; CAM	- AC; - PS + AC; - PS FROM: 06.95; + AC; + PS FROM: 06.95; UNTIL: 09.96; + PS; - AC FROM: 09.96; + PS; - AC UNTIL: 06.95; + AC; + PS UNTIL: 06.95; + PS; - AC UNTIL: 09.96; + PS; - AC FROM: 01.96	AVX 10 x 650 6 PK 730 6 PK 1175 6 PK 1740 6 PK 1115 6 PK 1130 6 PK 1700 6 PK 1145 6 PK 1105 ZRK 1262 KT 1040 KT 1040 W1
1.9 D						
1905 ccm	55 kW	DHV (XUD9BSD)	03.98 - 05.01	ALT ALT ALT ALT CAM CAM W-P; CAM	- AC; - PS + AC; - PS + AC; + PS + PS; - AC	6 PK 730 6 PK 1175 6 PK 1740 6 PK 1130 ZRK 1262 KT 1040 KT 1040 W1
1.9 DT						
1905 ccm	66 kW	DHY (XUD9TE)	05.93 - 05.01	VAC-P ALT ALT ALT ALT ALT ALT ALT CAM CAM CAM W-P; CAM	- AC; - PS + AC; - PS FROM: 06.95; + AC; + PS FROM: 06.95; UNTIL: 09.96; + PS; - AC FROM: 09.96; + PS; - AC UNTIL: 06.95; + AC; + PS UNTIL: 06.95; + PS; - AC UNTIL: 09.96; + PS; - AC FROM: 01.94 UNTIL: 12.93 FROM: 02.94	AVX 10 x 650 6 PK 730 6 PK 1175 6 PK 1740 6 PK 1115 6 PK 1130 6 PK 1700 6 PK 1145 6 PK 1105 ZRK 1262 KT 1040 KT 1479 KT 1040 W1
2.0 HDI 90						
1997 ccm	66 kW	RHY (DW10TD)	06.99 - 05.01	ALT ALT CAM CAM CAM W-P; CAM W-P; CAM	- AC + AC FROM ORGA-NO.: 08736 UNTIL ORGA-NO.: 08735 FROM: 10.00 FROM ORGA-NO.: 09066 UNTIL ORGA-NO.: 09065	6 PK 1470 6 PK 1751 ZRK 1352 KT 1518 KT 1327 KT 1534 W1 KT 1518 W1 KT 1327 W1
306 (7B, N3, N5)						
1.1						
1124 ccm	44 kW	HDZ (TU1M)	06.94 - 05.01	ALT ALT AC-C AC-C	- AC; - PS - PS + PS	AVX 10 x 715 AVX 10 x 710 5 PK 805 5 PK 1255



PEUGEOT

306 (7B, N3, N5)

1.1						
1124 ccm	44 kW	HDZ (TU1M)	06.94 - 05.01	ALT	+ AC	4 PK 855
				ALT	+ PS; - AC	4 PK 855
				PS	- AC	5 PK 880
				CAM	FROM MTR-NO: 3762435	ZRK 1467
				CAM	UNTIL MTR-NO: 3762434	ZRK 1114
				CAM	FROM MTR-NO: 3762435	KT 1398
				CAM	UNTIL MTR-NO: 3762434	KT 1013
				W-P; CAM	FROM MTR-NO: 3762434	KT 1398 W1
				W-P; CAM	UNTIL MTR-NO: 3762434	KT 1013 W1
1.4 SL						
1360 ccm	55 kW	KDX (TU3MC);KFW (TU3JP);KFX (TU3JP)	06.94 - 05.01	ALT		AVX 10 x 715
				ALT	- AC; - PS	AVX 10 x 710
				AC-C	- PS	5 PK 805
				AC-C	MTR-CODE: TU32;TU3M; + PS	5 PK 1255
				ALT	+ PS; - AC	4 PK 855
				ALT	MTR-CODE: TU32;TU3M; + AC	4 PK 855
				ALT	MTR-CODE: TU3JP; + AC; + PS	4 PK 855
				PS	- AC	5 PK 880
				PS	MTR-CODE: TU3JP; + AC	5 PK 1255
				CAM	FROM MTR-NO: 3666766	ZRK 1457
				CAM	UNTIL MTR-NO: 3666765	ZRK 1118
				CAM	FROM MTR-NO: 3666766	KT 1370
				CAM	UNTIL MTR-NO: 3666765	KT 1019
				W-P; CAM	FROM MTR-NO: 3666766	KT 1370 W1
				W-P; CAM	UNTIL MTR-NO: 3666765	KT 1019 W1
1.6 SR						
1587 ccm	65 kW	NFZ (TU5JP)	06.94 - 10.00	ALT		AVX 10 x 715
				ALT	- AC; - PS	AVX 10 x 710
				AC-C	FROM: 06.95	5 PK 1219
				ALT	FROM: 06.95; + AC; + PS	4 PK 855
				ALT	FROM: 06.95; + PS; - AC	4 PK 855
				PS	FROM: 06.95; - AC	5 PK 880
				PS	FROM: 06.95; + AC	5 PK 1255
				CAM		ZRK 1110
				CAM		KT 1063
				W-P; CAM		KT 1063 W1
1.6						
1587 ccm	72 kW	NFT	10.00 - 05.01	AC-C		5 PK 1219
				ALT	+ AC; + PS	4 PK 855
				ALT	+ PS; - AC	4 PK 855
				PS	- AC	5 PK 880
				PS	+ AC	5 PK 1255
				CAM		ZRK 1110
				CAM		KT 1063
				W-P; CAM	MTR-CODE: TU5JP	KT 1063 W1
1.8 16V						
1761 ccm	81 kW	LFY (XU7JP4)	03.97 - 05.01	ALT	- AC	6 PK 1078
				ALT	+ AC	6 PK 1660
				CAM		ZRK 1029
				CAM	FROM ORGA-NO.: 8470	KT 1309
				CAM	UNTIL ORGA-NO.: 8469	KT 1216
1.8						
1761 ccm	74 kW	LFZ (XU7JP)	10.95 - 04.97	ALT	+ AC; + PS	6 PK 1660
				ALT	AMP: 70,8; + PS; - AC	6 PK 1070
				ALT	AMP: 90; + PS; - AC	6 PK 1078
1.8 ST						
1762 ccm	74 kW	LFZ (XU7JP)	06.94 - 05.01	HYD-P		AVX 10 x 1025
				ALT	+ AC; + PS	6 PK 1660
				ALT	AMP: 70,8; + PS; - AC	6 PK 1070
				ALT	AMP: 90; + PS; - AC	6 PK 1078
				CAM		ZRK 1128
				CAM		KT 1068
				W-P; CAM		KT 1068 W1
2.0 ST						
1998 ccm	89 kW	RFX (XU10J2)	07.94 - 05.01	ALT	FROM: 07.96; FROM ORGA-NO.: 7175; - AC	6 PK 1165



PEUGEOT

306 (7B, N3, N5)

2.0 ST

1998 ccm	89 kW	RFX (XU10J2)	07.94 - 05.01	ALT	FROM: 07.96; FROM ORGA-NO.: 7175; + AC	6 PK 1605
				ALT	UNTIL: 06.96; UNTIL ORGA-NO.: 7174; + AC; - PS	6 PK 1100
				ALT	UNTIL: 06.96; UNTIL ORGA-NO.: 7174; + AC; + PS	6 PK 1660
				ALT	UNTIL: 06.96; UNTIL ORGA-NO.: 7174; AMP: 70,8; + PS; - AC	6 PK 1070
				ALT	UNTIL: 06.96; UNTIL ORGA-NO.: 7174; AMP: 90; + PS; - AC	6 PK 1078
				CAM		ZRK 1128
				CAM		KT 1068
				W-P; CAM		KT 1068 W2

2.0

1998 ccm	97 kW	RFV (XU10J4R)	03.97 - 05.01	ALT	- AC	6 PK 1165
				ALT	+ AC	6 PK 1605
				CAM		ZRK 1029
				CAM		KT 1216
				W-P; CAM		KT 1216 W1

2.0 S16

1998 ccm	110 kW	RFT (XU10J4)	06.94 - 05.01	ALT	+ AC; - PS	6 PK 1100
				ALT	+ AC; + PS	6 PK 1660
				ALT	AMP: 70,8; + PS; - AC	6 PK 1070
				ALT	AMP: 90; + PS; - AC	6 PK 1078
				CAM		ZRK 1138

2.0 S16

1998 ccm	112 kW	RFY (XU10J4Z)	06.94 - 05.01	ALT	+ AC; - PS	6 PK 1100
				ALT	+ AC; + PS	6 PK 1660
				ALT	AMP: 70,8; + PS; - AC	6 PK 1070
				ALT	AMP: 90; + PS; - AC	6 PK 1078
				CAM		ZRK 1138

1.9 D

1868 ccm	51 kW	WJY (DW8B);WJZ (DW8)	09.98 - 05.01	ALT	FROM: 05.99; - AC; - PS	6 PK 865
				ALT	FROM: 05.99; + AC; - PS	6 PK 1045
				ALT	FROM: 05.99; + AC; + PS	6 PK 1751
				ALT	FROM: 05.99; + PS; - AC	6 PK 1440
				ALT	FROM: 05.99; UNTIL: 09.99; UNTIL ORGA-NO.: 8336; + PS; - AC	6 PK 1390
				ALT	FROM: 09.99; FROM ORGA-NO.: 8337; + PS; - AC	6 PK 1440
				CAM		ZRK 1351
				CAM		KT 1433
				W-P; CAM	MTR-CODE: DW8	KT 1517 W1

1.9 SLD

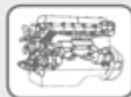
1905 ccm	47 kW	DJZ (XUD9Y)	06.94 - 05.01	VAC-P		AVX 10 x 650
				ALT	- AC; - PS	6 PK 730
				ALT	+ AC; - PS	6 PK 1175
				ALT	FROM: 06.95; + AC; + PS	6 PK 1740
				ALT	FROM: 06.95; UNTIL: 09.96; + PS; - AC	6 PK 1115
				ALT	FROM: 09.96; + PS; - AC	6 PK 1130
				ALT	UNTIL: 06.95; + AC; + PS	6 PK 1700
				ALT	UNTIL: 06.95; + PS; - AC	6 PK 1145
				ALT	UNTIL: 09.96; + PS; - AC	6 PK 1105
				CAM		ZRK 1262
				CAM		KT 1040

1.9 SLD

1905 ccm	50 kW	DJY (XUD9A)	06.94 - 05.01	VAC-P		AVX 10 x 650
				ALT	FROM: 05.97; - AC; - PS	6 PK 730
				ALT	FROM: 05.97; + AC; - PS	6 PK 1175
				ALT	FROM: 05.97; + AC; + PS	6 PK 1740
				ALT	FROM: 05.97; + PS; - AC	6 PK 1130
				CAM		ZRK 1262
				CAM		KT 1040
				W-P; CAM	FROM: 01.96	KT 1040 W1

1.9 D

1905 ccm	55 kW	DHV (XUD9BSD)	03.98 - 05.01	ALT	- AC; - PS	6 PK 730
				ALT	+ AC; - PS	6 PK 1175
				ALT	+ AC; + PS	6 PK 1740
				ALT	+ PS; - AC	6 PK 1130
				CAM		ZRK 1262
				CAM		KT 1040



PEUGEOT

306 (7B, N3, N5)

1.9 D

1905 ccm 55 kW DHV (XUD9BSD) 03.98 - 05.01 W-P; CAM **KT 1040 W1**

1.9 SRDT

1905 ccm 66 kW DHY (XUD9TE) 06.94 - 05.01 VAC-P **AVX 10 x 650**
 ALT - AC; - PS **6 PK 730**
 ALT + AC; - PS **6 PK 1175**
 ALT FROM: 06.95; + AC; + PS **6 PK 1740**
 ALT FROM: 06.95; UNTIL: 09.96; + PS; - AC **6 PK 1115**
 ALT FROM: 09.96; + PS; - AC **6 PK 1130**
 ALT UNTIL: 06.95; + AC; + PS **6 PK 1700**
 ALT UNTIL: 06.95; + PS; - AC **6 PK 1145**
 ALT UNTIL: 09.96; + PS; - AC **6 PK 1105**
 CAM **ZRK 1262**
 CAM **KT 1040**
 W-P; CAM **KT 1040 W1**

2.0 HDI 90

1997 ccm 66 kW RHY (DW10TD) 06.99 - 05.01 ALT - AC **6 PK 1470**
 ALT + AC **6 PK 1751**
 CAM **ZRK 1352**
 CAM FROM ORGA-NO.: 09066 **KT 1518**
 CAM UNTIL ORGA-NO.: 08735 **KT 1327**
 CAM FROM: 10.00 **KT 1534 W1**
 W-P; CAM FROM ORGA-NO.: 09066 **KT 1518 W1**
 W-P; CAM UNTIL ORGA-NO.: 09065 **KT 1327 W1**

306 Break (7E, N3, N5)

1.4

1360 ccm 55 kW KFW (TU3JP);KFX (TU3JP) 03.97 - 04.02 ALT **AVX 10 x 715**
 ALT - AC; - PS **AVX 10 x 710**
 AC-C - PS **5 PK 805**
 ALT + AC; + PS **4 PK 855**
 ALT + PS; - AC **4 PK 855**
 PS - AC **5 PK 880**
 PS + AC **5 PK 1255**
 CAM FROM MTR-NO: 3666766 **ZRK 1457**
 CAM UNTIL MTR-NO: 3666765 **ZRK 1118**
 CAM FROM MTR-NO: 3666766 **KT 1370**
 CAM UNTIL MTR-NO: 3666765 **KT 1019**
 W-P; CAM FROM MTR-NO: 3666766 **KT 1370 W1**
 W-P; CAM UNTIL MTR-NO: 3666765 **KT 1019 W1**

1.6

1587 ccm 65 kW NFZ (TU5JP) 03.97 - 10.00 ALT **AVX 10 x 715**
 ALT - AC; - PS **AVX 10 x 710**
 AC-C **5 PK 1219**
 ALT + AC; + PS **4 PK 855**
 ALT + PS; - AC **4 PK 855**
 PS - AC **5 PK 880**
 PS + AC **5 PK 1255**
 CAM **ZRK 1110**
 CAM **KT 1063**
 W-P; CAM **KT 1063 W1**

1.6

1587 ccm 72 kW NFT 10.00 - 04.02 AC-C **5 PK 1219**
 ALT + AC; + PS **4 PK 855**
 ALT + PS; - AC **4 PK 855**
 PS - AC **5 PK 880**
 PS + AC **5 PK 1255**
 CAM **ZRK 1110**
 CAM **KT 1063**
 W-P; CAM **KT 1063 W1**

1.8

1762 ccm 74 kW LFZ (XU7JP) 03.97 - 04.02 HYD-P **AVX 10 x 1025**
 ALT + AC; + PS **6 PK 1660**
 ALT AMP: 70,8; + PS; - AC **6 PK 1070**
 ALT AMP: 90; + PS; - AC **6 PK 1078**
 CAM **ZRK 1128**
 CAM **KT 1068**
 W-P; CAM **KT 1068 W1**



PEUGEOT

306 Break (7E, N3, N5)

1.8 16V

1761 ccm	81 kW	LFY (XU7JP4)	03.97 - 04.02	ALT	- AC	6 PK 1078
				ALT	+ AC	6 PK 1660
				CAM		ZRK 1029
				CAM	FROM ORGA-NO.: 8470	KT 1309
				CAM	UNTIL ORGA-NO.: 8469	KT 1216

2.0

1998 ccm	97 kW	RFV (XU10J4R)	03.97 - 04.02	ALT	- AC	6 PK 1165
				ALT	+ AC	6 PK 1605
				CAM		ZRK 1029
				CAM		KT 1216
				W-P; CAM		KT 1216 W1

1.9 D

1868 ccm	51 kW	WJY (DW8B);WJZ (DW8)	09.98 - 04.02	ALT	FROM: 05.99; - AC; - PS	6 PK 865
				ALT	FROM: 05.99; + AC; - PS	6 PK 1045
				ALT	FROM: 05.99; + AC; + PS	6 PK 1751
				ALT	FROM: 05.99; + PS; - AC	6 PK 1440
				ALT	FROM: 05.99; UNTIL: 09.99; UNTIL ORGA-NO.: 8336; + PS; - AC	6 PK 1390
				ALT	FROM: 09.99; FROM ORGA-NO.: 8337; + PS; - AC	6 PK 1440
				CAM		ZRK 1351
				CAM		KT 1433
				W-P; CAM	MTR-CODE: DW8	KT 1517 W1

1.9 D

1905 ccm	50 kW	DJY (XUD9A)	03.97 - 04.02	CAM		ZRK 1262
				CAM		KT 1040
				W-P; CAM		KT 1040 W1

1.9 D

1905 ccm	55 kW	DHV (XUD9BSD)	03.98 - 04.02	ALT	- AC; - PS	6 PK 730
				ALT	+ AC; - PS	6 PK 1175
				ALT	+ AC; + PS	6 PK 1740
				ALT	+ PS; - AC	6 PK 1130
				CAM		ZRK 1262
				CAM		KT 1040
				W-P; CAM		KT 1040 W1

1.9 TD

1905 ccm	66 kW	DHY (XUD9TE)	02.97 - 04.02	ALT	- AC; - PS	6 PK 730
				ALT	+ AC; - PS	6 PK 1175
				ALT	+ AC; + PS	6 PK 1740
				ALT	+ PS; - AC	6 PK 1130
				CAM		ZRK 1262
				CAM		KT 1040
				W-P; CAM		KT 1040 W1

2.0 HDI 90

1997 ccm	66 kW	RHY (DW10TD)	06.99 - 04.02	ALT	- AC	6 PK 1470
				ALT	+ AC	6 PK 1751
				CAM		ZRK 1352
				CAM	FROM ORGA-NO.: 09066	KT 1518
				CAM	UNTIL ORGA-NO.: 08735	KT 1327
				CAM	FROM: 10.00	KT 1534 W1
				W-P; CAM	FROM ORGA-NO.: 09066	KT 1518 W1
				W-P; CAM	UNTIL ORGA-NO.: 09065	KT 1327 W1

306 Cabriolet (7D, N3, N5)

1.6

1587 ccm	65 kW	NFZ (TU5JP)	04.96 - 10.00	ALT	- AC; - PS	AVX 10 x 710
				AC-C	FROM: 08.96; - PS	5 PK 805
				ALT	FROM: 08.96; + AC	4 PK 855
				ALT	FROM: 08.96; + PS; - AC	4 PK 855
				PS	FROM: 08.96; - AC	5 PK 880
				PS	FROM: 08.96; + AC	5 PK 1255
				CAM		ZRK 1110
				CAM		KT 1063
				W-P; CAM		KT 1063 W1

1.6

1587 ccm	72 kW	NFT	10.00 - 04.02	AC-C	- PS	5 PK 805
				ALT	+ AC	4 PK 855
				ALT	+ PS; - AC	4 PK 855



PEUGEOT

306 Cabriolet (7D, N3, N5)

1.6						
1587 ccm	72 kW	NFT	10.00 - 04.02	PS	- AC	5 PK 880
				PS	+ AC	5 PK 1255
				CAM		ZRK 1110
				CAM		KT 1063
				W-P; CAM		KT 1063 W1
1.8 16V						
1761 ccm	81 kW	LFY (XU7JP4)	07.00 - 04.02	ALT	- AC	6 PK 1078
				ALT	+ AC	6 PK 1660
				CAM		ZRK 1029
				CAM	FROM ORGA-NO.: 8470	KT 1309
				CAM	UNTIL ORGA-NO.: 8469	KT 1216
1.8						
1762 ccm	74 kW	LFZ (XU7JP)	03.94 - 04.02	HYD-P		AVX 10 x 1025
				ALT	- AC; - PS	6 PK 698
				ALT	+ AC; - PS	6 PK 1100
				ALT	+ AC; + PS	6 PK 1660
				ALT	AMP: 70,8; + PS; - AC	6 PK 1070
				ALT	AMP: 90; + PS; - AC	6 PK 1078
				CAM		ZRK 1128
				CAM		KT 1068
				W-P; CAM		KT 1068 W1
2.0						
1998 ccm	89 kW	RFX (XU10J2)	03.94 - 04.02	ALT	FROM: 07.96; FROM ORGA-NO.: 7175; - AC	6 PK 1165
				ALT	FROM: 07.96; FROM ORGA-NO.: 7175; + AC	6 PK 1605
				ALT	UNTIL: 06.96; UNTIL ORGA-NO.: 7174; + AC; - PS	6 PK 1100
				ALT	UNTIL: 06.96; UNTIL ORGA-NO.: 7174; + AC; + PS	6 PK 1660
				ALT	UNTIL: 06.96; UNTIL ORGA-NO.: 7174; AMP: 70,8; + PS; - AC	6 PK 1070
				ALT	UNTIL: 06.96; UNTIL ORGA-NO.: 7174; AMP: 90; + PS; - AC	6 PK 1078
				CAM		ZRK 1128
				CAM		KT 1068
				W-P; CAM		KT 1068 W2
2.0 16V						
1998 ccm	97 kW	RFV (XU10J4R)	03.97 - 04.02	ALT	- AC	6 PK 1165
				ALT	+ AC	6 PK 1605
				CAM		ZRK 1029
				CAM		KT 1216
				W-P; CAM		KT 1216 W1
307 (3A/C)						
1.4						
1360 ccm	55 kW	KFW (TU3JP)	08.00 -	ALT	FROM: 03.01; - AC	6 PK 730
				ALT	FROM: 03.01; AMP: 120; + AC	6 PK 1145
				ALT	FROM: 03.01; AMP: 70,8; + AC	6 PK 1125
				ALT	FROM: 03.01; AMP: 90; + AC	6 PK 1125
				CAM	FROM MTR-NO: 3666766	ZRK 1457
				CAM	UNTIL MTR-NO: 3666765	ZRK 1118
				CAM	FROM MTR-NO: 3666766	KT 1370
				CAM	UNTIL MTR-NO: 3666765	KT 1019
				W-P; CAM	FROM MTR-NO: 3666766	KT 1370 W1
				W-P; CAM	UNTIL MTR-NO: 3666765	KT 1019 W1
1.4 16V						
1360 ccm	65 kW	KFU (ET3J4)	11.03 -	ALT	- AC	6 PK 730
				ALT	FROM ORGA-NO.: 09888; AMP: 120; MOD: KFU; + AC	6 PK 1070
				ALT	FROM ORGA-NO.: 09888; AMP: 90; MOD: KFU; + AC	6 PK 1055
				ALT	UNTIL: 12.03; UNTIL ORGA-NO.: 09887; AMP: 120; + AC	6 PK 1145
				ALT	UNTIL: 12.03; UNTIL ORGA-NO.: 09887; AMP: 80; + AC	6 PK 1125
				CAM		ZRK 1705
				CAM		KT 1521
1.6 16V						
1587 ccm	80 kW	NFU (TU5JP4)	08.00 -	ALT	FROM: 03.01; - AC	6 PK 730
				ALT	FROM: 03.01; UNTIL: 12.03; UNTIL ORGA-NO.: 09887; AMP: 120; + AC	6 PK 1145



PEUGEOT

307 (3A/C)

1.6 16V

1587 ccm	80 kW	NFU (TU5JP4)	08.00 -	ALT	FROM: 03.01; UNTIL: 12.03; UNTIL ORGA-NO.: 09887; AMP: 90; + AC	6 PK 1125
				ALT	FROM: 12.03; FROM ORGA-NO.: 09888; AMP: 120; MOD: NFU/N6A; + AC	6 PK 1070
				ALT	FROM: 12.03; FROM ORGA-NO.: 09888; AMP: 90; MOD: NFU/N6A; + AC	6 PK 1055
				CAM		ZRK 1537
				CAM	FROM MTR-NO: 1806405	KT 1332
				CAM	UNTIL MTR-NO: 1806404	KT 1330
				W-P; CAM	FROM MTR-NO: 1806405	KT 1332 W1
				W-P; CAM	UNTIL MTR-NO: 1806404	KT 1330 W1

1.6 BioFlex

1587 ccm	80 kW	NFU (TU5JP4)	09.07 -	ALT	- AC	6 PK 730
				ALT	AMP: 120; MOD: NFU/N6A; + AC	6 PK 1070
				ALT	AMP: 90; MOD: NFU/N6A; + AC	6 PK 1055

2.0 16V

1997 ccm	100 kW	RFN (EW10J4)	08.00 -	ALT	FROM: 03.01; UNTIL: 11.04; UNTIL ORGA-NO.: 10247; - AC	6 PK 1190
				ALT	FROM: 03.01; UNTIL: 11.04; UNTIL ORGA-NO.: 10247; + AC	6 PK 1710
				ALT	FROM: 12.04; FROM ORGA-NO.: 10248	6 PK 1000
				CAM		ZRK 1149
				CAM		KT 1244
				W-P; CAM	OPT	KT 1244 W3

2.0 16V

1997 ccm	103 kW	RFJ (EW10A)	03.05 -	ALT	FROM: 07.05	6 PK 1000
				CAM	MTR-CODE: EW10J4S	ZRK 1588
				CAM		KT 1504
				W-P; CAM		KT 1504 W1

2.0 16V

1997 ccm	130 kW	RFK (EW10J4S)	06.05 -	ALT		6 PK 1710
				CAM	MTR-CODE: EW10J4S	ZRK 1588
				CAM		KT 1485
				W-P; CAM	OPT	KT 1244 W3

1.4 HDi

1398 ccm	50 kW	8HX (DV4TD);8HZ (DV4TD)	10.01 -	ALT	- AC	6 PK 800
				ALT	+ AC	6 PK 975
				CAM		ZRK 1441
				CAM		KT 1328
				W-P; CAM		KT 1328 W4

1.6 HDi

1560 ccm	66 kW	9HV (DV6ATED4)	04.05 -	ALT	FROM: 03.07; FROM ORGA-NO.: 11074; - AC	6 PK 800
				ALT	FROM: 03.07; FROM ORGA-NO.: 11074; + AC	6 PK 975
				ALT	UNTIL ORGA-NO.: 11073; - AC	6 EPK 780
				ALT	UNTIL ORGA-NO.: 11073; + AC	6 EPK 1090
				ALT	UNTIL: 10.05; UNTIL ORGA-NO.: 10555; - AC	6 PK 800
				ALT	UNTIL: 10.05; UNTIL ORGA-NO.: 10555; + AC	6 PK 975
				CAM		ZRK 1460
				CAM		KT 1390
				W-P; CAM		KT 1390 W1

1.6 HDi 110

1560 ccm	80 kW	9HY (DV6TED4);9HZ (DV6TED4)	02.04 -	ALT	FROM: 03.07; FROM ORGA-NO.: 11074; - AC	6 PK 800
				ALT	FROM: 03.07; FROM ORGA-NO.: 11074; + AC	6 PK 975
				ALT	UNTIL ORGA-NO.: 11073; - AC	6 EPK 780
				ALT	UNTIL ORGA-NO.: 11073; + AC	6 EPK 1090
				ALT	UNTIL: 10.05; UNTIL ORGA-NO.: 10555; - AC	6 PK 800
				ALT	UNTIL: 10.05; UNTIL ORGA-NO.: 10555; + AC	6 PK 975
				CAM		ZRK 1460
				CAM		KT 1390
				W-P; CAM		KT 1390 W1

2.0 HDi 90

1997 ccm	66 kW	RHY (DW10TD)	08.00 -	ALT	FROM: 03.01; - AC	6 PK 870
				ALT	FROM: 03.01; + AC	6 PK 1153
				CAM		ZRK 1352
				CAM		KT 1518
				CAM		KT 1534 W1
				W-P; CAM		KT 1518 W1



PEUGEOT

307 (3A/C)

2.0 HDi 110

1997 ccm	79 kW	RHS (DW10ATED)	08.00 -	ALT	FROM: 09.01; - AC	6 PK 870
				ALT	FROM: 09.01; + AC	6 PK 1153
				CAM		ZRK 1352
				CAM		KT 1518
				CAM	MTR-CODE: DW10ATED/F	KT 1534 W1
				W-P; CAM		KT 1518 W1

2.0 HDi 135

1997 ccm	100 kW	RHR (DW10BTED4)	10.03 -	ALT		6 PK 1215
				CAM		ZRK 1452
				CAM		KT 1428
				W-P; CAM		KT 1428 W1

307 Break (3E)

1.4

1360 ccm	55 kW	KFW (TU3JP)	04.02 -	ALT	- AC	6 PK 730
				ALT	AMP: 120; + AC	6 PK 1145
				ALT	AMP: 70,8; + AC	6 PK 1125
				ALT	AMP: 90; + AC	6 PK 1125

1.4 16V

1360 ccm	65 kW	KFU (ET3J4)	11.03 -	ALT	- AC	6 PK 730
				ALT	FROM ORGA-NO.: 09888; AMP: 120; MOD: KFU; + AC	6 PK 1070
				ALT	FROM ORGA-NO.: 09888; AMP: 90; MOD: KFU; + AC	6 PK 1055
				ALT	UNTIL: 12.03; UNTIL ORGA-NO.: 09887; AMP: 120; + AC	6 PK 1145
				ALT	UNTIL: 12.03; UNTIL ORGA-NO.: 09887; AMP: 80; + AC	6 PK 1125
				CAM		ZRK 1705
				CAM		KT 1521

1.6 16V

1587 ccm	80 kW	NFU (TU5JP4)	03.02 -	ALT	- AC	6 PK 730
				ALT	FROM: 12.03; FROM ORGA-NO.: 09888; AMP: 120; MOD: NFU/N6A; + AC	6 PK 1070
				ALT	FROM: 12.03; FROM ORGA-NO.: 09888; AMP: 70,8; MOD: NFU/N6A; + AC	6 PK 1055
				ALT	UNTIL: 12.03; UNTIL ORGA-NO.: 09887; AMP: 120; + AC	6 PK 1145
				ALT	UNTIL: 12.03; UNTIL ORGA-NO.: 09887; AMP: 70,8; + AC	6 PK 1125
				CAM		ZRK 1537
				CAM	FROM MTR-NO: 1806405	KT 1332
				CAM	UNTIL MTR-NO: 1806404	KT 1330
				W-P; CAM	FROM MTR-NO: 1806405	KT 1332 W1
				W-P; CAM	UNTIL MTR-NO: 1806404	KT 1330 W1

1.6 BioFlex

1587 ccm	80 kW	NFU (TU5JP4)	09.07 -	ALT	- AC	6 PK 730
				ALT	AMP: 120; MOD: NFU/N6A; + AC	6 PK 1070
				ALT	AMP: 90; MOD: NFU/N6A; + AC	6 PK 1055

2.0

1997 ccm	100 kW	RFN (EW10J4)	03.02 -	ALT	FROM: 12.04; FROM ORGA-NO.: 10248	6 PK 1000
				ALT	UNTIL: 11.04; UNTIL ORGA-NO.: 10247; - AC	6 PK 1190
				ALT	UNTIL: 11.04; UNTIL ORGA-NO.: 10247; + AC	6 PK 1710
				CAM		ZRK 1149
				CAM		KT 1244
				W-P; CAM	OPT	KT 1244 W3

2.0 16V

1997 ccm	103 kW	RFJ (EW10A)	03.05 -	ALT		6 PK 1000
				CAM	MTR-CODE: EW10A	ZRK 1588
				CAM		KT 1504
				W-P; CAM		KT 1504 W1

2.0 16V

1997 ccm	130 kW	RFK (EW10J4S)	06.05 -	ALT		6 PK 1710
				CAM	MTR-CODE: EW10J4S	ZRK 1588
				CAM		KT 1485
				W-P; CAM	OPT	KT 1244 W3

1.4 HDi

1398 ccm	50 kW	8HZ (DV4TD)	03.02 -	ALT	- AC	6 PK 800
----------	-------	-------------	---------	-----	------	----------



PEUGEOT

307 Break (3E)

1.4 HDi						
1398 ccm	50 kW	8HZ (DV4TD)	03.02 -	ALT	+ AC	6 PK 975
				CAM		ZRK 1441
				CAM		KT 1328
1.6 HDi						
1560 ccm	66 kW	9HV (DV6ATED4)	04.05 -	ALT	FROM: 03.07; FROM ORGA-NO.: 11074; - AC	6 PK 800
				ALT	FROM: 03.07; FROM ORGA-NO.: 11074; + AC	6 PK 975
				ALT	UNTIL ORGA-NO.: 11073; - AC	6 EPK 780
				ALT	UNTIL ORGA-NO.: 11073; + AC	6 EPK 1090
				ALT	UNTIL: 10.05; UNTIL ORGA-NO.: 10555; - AC	6 PK 800
				ALT	UNTIL: 10.05; UNTIL ORGA-NO.: 10555; + AC	6 PK 975
				CAM		ZRK 1460
				CAM		KT 1390
				W-P; CAM		KT 1390 W1
1.6 HDi 110						
1560 ccm	80 kW	9HY (DV6TED4);9HZ (DV6TED4)	02.04 -	ALT	FROM: 03.07; FROM ORGA-NO.: 11074; - AC	6 PK 800
				ALT	FROM: 03.07; FROM ORGA-NO.: 11074; + AC	6 PK 975
				ALT	UNTIL ORGA-NO.: 11073; - AC	6 EPK 780
				ALT	UNTIL ORGA-NO.: 11073; + AC	6 EPK 1090
				ALT	UNTIL: 10.05; UNTIL ORGA-NO.: 10555; - AC	6 PK 800
				ALT	UNTIL: 10.05; UNTIL ORGA-NO.: 10555; + AC	6 PK 975
				CAM		ZRK 1460
				CAM		KT 1390
				W-P; CAM		KT 1390 W1
2.0 HDi 90						
1997 ccm	66 kW	RHY (DW10TD)	03.02 -	ALT	- AC	6 PK 870
				ALT	+ AC	6 PK 1153
				CAM		ZRK 1352
				CAM		KT 1518
				CAM		KT 1534 W1
				W-P; CAM		KT 1518 W1
2.0 HDi 110						
1997 ccm	79 kW	RHS (DW10ATED)	03.02 -	ALT	- AC	6 PK 870
				ALT	+ AC	6 PK 1153
				CAM		ZRK 1352
				CAM		KT 1518
				CAM	MTR-CODE: DW10ATED/F	KT 1534 W1
				W-P; CAM		KT 1518 W1
2.0 HDi 135						
1997 ccm	100 kW	RHR (DW10BTED4)	02.04 -	ALT		6 PK 1215
				CAM		ZRK 1452
				CAM		KT 1428
				W-P; CAM		KT 1428 W1
307 SW (3H)						
1.4						
1360 ccm	55 kW	KFW (TU3JP)	04.02 -	ALT	- AC	6 PK 730
				ALT	AMP: 120; + AC	6 PK 1145
				ALT	AMP: 70,8; + AC	6 PK 1125
				ALT	AMP: 90; + AC	6 PK 1125
1.4 16V						
1360 ccm	65 kW	KFU (ET3J4)	11.03 -	ALT	- AC	6 PK 730
				ALT	FROM ORGA-NO.: 09888; AMP: 120; MOD: KFU; + AC	6 PK 1070
				ALT	FROM ORGA-NO.: 09888; AMP: 70,8; MOD: KFU; + AC	6 PK 1055
				ALT	UNTIL: 12.03; UNTIL ORGA-NO.: 09887; AMP: 120; + AC	6 PK 1145
				ALT	UNTIL: 12.03; UNTIL ORGA-NO.: 09887; AMP: 80; + AC	6 PK 1125
				CAM		ZRK 1705
				CAM		KT 1521
1.6 16V						
1587 ccm	80 kW	NFU (TU5JP4)	03.02 -	ALT	- AC	6 PK 730
				ALT	FROM: 12.03; FROM ORGA-NO.: 09888; AMP: 120; MOD: NFU/N6A; + AC	6 PK 1070
				ALT	FROM: 12.03; FROM ORGA-NO.: 09888; AMP: 90; MOD: NFU/N6A; + AC	6 PK 1055



PEUGEOT

307 SW (3H)

1.6 16V

1587 ccm	80 kW	NFU (TU5JP4)	03.02 -	ALT	UNTIL: 12.03; UNTIL ORGA-NO.: 09887; AMP: 120; + AC	6 PK 1145
				ALT	UNTIL: 12.03; UNTIL ORGA-NO.: 09887; AMP: 90; + AC	6 PK 1125
				CAM		ZRK 1537
				CAM	FROM MTR-NO: 1806405	KT 1332
				CAM	UNTIL MTR-NO: 1806404	KT 1330
				W-P; CAM	FROM MTR-NO: 1806405	KT 1332 W1
				W-P; CAM	UNTIL MTR-NO: 1806404	KT 1330 W1

1.6 BioFlex

1587 ccm	80 kW	NFU (TU5JP4)	09.07 -	ALT	- AC	6 PK 730
				ALT	AMP: 120; MOD: NFU/N6A; + AC	6 PK 1070
				ALT	AMP: 70,8; MOD: NFU/N6A; + AC	6 PK 1055

2.0 16V

1997 ccm	100 kW	RFN (EW10J4)	03.02 -	ALT	FROM: 12.04; FROM ORGA-NO.: 10248	6 PK 1000
				ALT	UNTIL: 11.04; UNTIL ORGA-NO.: 10247; - AC	6 PK 1190
				ALT	UNTIL: 11.04; UNTIL ORGA-NO.: 10247; + AC	6 PK 1710
				CAM		ZRK 1149
				CAM		KT 1244
				W-P; CAM	OPT	KT 1244 W3

2.0 16V

1997 ccm	103 kW	RFJ (EW10A)	03.05 -	ALT		6 PK 1000
				CAM	MTR-CODE: EW10A	ZRK 1588
				CAM		KT 1504
				W-P; CAM		KT 1504 W1

1.6 HDI 90

1560 ccm	66 kW	9HV (DV6ATED4)	12.06 -	ALT	FROM ORGA-NO.: 11074; - AC	6 PK 800
				ALT	FROM ORGA-NO.: 11074; + AC	6 PK 975
				ALT	UNTIL: 03.07; UNTIL ORGA-NO.: 11073; - AC	6 EPK 780
				ALT	UNTIL: 03.07; UNTIL ORGA-NO.: 11073; + AC	6 EPK 1090
				CAM		ZRK 1460
				CAM		KT 1390
				W-P; CAM		KT 1390 W1

1.6 HDI 110

1560 ccm	80 kW	9HY (DV6TED4);9HZ (DV6TED4)	02.04 -	ALT	FROM: 03.07; FROM ORGA-NO.: 11074; - AC	6 PK 800
				ALT	FROM: 03.07; FROM ORGA-NO.: 11074; + AC	6 PK 975
				ALT	UNTIL ORGA-NO.: 11073; - AC	6 EPK 780
				ALT	UNTIL ORGA-NO.: 11073; + AC	6 EPK 1090
				ALT	UNTIL: 10.05; UNTIL ORGA-NO.: 10555; - AC	6 PK 800
				ALT	UNTIL: 10.05; UNTIL ORGA-NO.: 10555; + AC	6 PK 975
				CAM		ZRK 1460
				CAM		KT 1390
				W-P; CAM		KT 1390 W1

2.0 HDI 90

1997 ccm	66 kW	RHY (DW10TD)	03.02 -	ALT	- AC	6 PK 870
				ALT	+ AC	6 PK 1153
				CAM		ZRK 1352
				CAM		KT 1518
				CAM		KT 1534 W1
				W-P; CAM		KT 1518 W1

2.0 HDI 110

1997 ccm	79 kW	RHS (DW10ATED)	03.02 -	ALT	- AC	6 PK 870
				ALT	+ AC	6 PK 1153
				CAM		ZRK 1352
				CAM		KT 1518
				CAM	MTR-CODE: DW10ATED/F	KT 1534 W1
				W-P; CAM		KT 1518 W1

2.0 HDi 135

1997 ccm	100 kW	RHR (DW10BTED4)	02.04 -	ALT		6 PK 1215
				CAM		ZRK 1452
				CAM		KT 1428
				W-P; CAM		KT 1428 W1

307 CC (3B)

1.6 16V

1587 ccm	80 kW	NFU (TU5JP4)	03.05 -	ALT	- AC	6 PK 730
----------	-------	--------------	---------	-----	------	----------



PEUGEOT

307 CC (3B)

1.6 16V

1587 ccm	80 kW	NFU (TU5JP4)	03.05 -	ALT	FROM ORGA-NO.: 09888; AMP: 90; MOD: NFU/N6A; + AC	6 PK 1055
				ALT	FROM ORGA-NO.: 09888; AMP: 90; MOD: NFU/N6A; + AC	6 PK 1070
				CAM		ZRK 1537
				CAM	FROM MTR-NO: 1806405	KT 1332
				CAM	UNTIL MTR-NO: 1806404	KT 1330
				W-P; CAM		KT 1332 W1

2.0 16V

1997 ccm	100 kW	RFN (EW10J4)	10.03 -	ALT	FROM: 11.04	6 PK 1000
				ALT	UNTIL: 11.04; UNTIL ORGA-NO.: 10247; - AC	6 PK 1190
				ALT	UNTIL: 11.04; UNTIL ORGA-NO.: 10247; + AC	6 PK 1710
				CAM		ZRK 1149
				CAM		KT 1244
				W-P; CAM	OPT	KT 1244 W3

2.0 16V

1997 ccm	103 kW	RFJ (EW10A)	03.05 -	ALT	FROM: 07.05	6 PK 1000
				CAM	MTR-CODE: EW10A	ZRK 1588
				CAM		KT 1504
				W-P; CAM		KT 1504 W1

2.0 16V

1997 ccm	130 kW	RFK (EW10J4S)	10.03 -	ALT	- AC	6 PK 1190
				ALT	+ AC	6 PK 1710
				CAM	MTR-CODE: EW10J4S	ZRK 1588
				CAM		KT 1485
				W-P; CAM	OPT	KT 1244 W3

2.0 HDi 135

1997 ccm	100 kW	RHR (DW10BTED4)	06.05 -	ALT		6 PK 1215
				CAM		ZRK 1452
				CAM		KT 1428
				W-P; CAM		KT 1428 W1

308 (4A_, 4C_)

1.4 16V

1397 ccm	70 kW	EP3	09.07 -	ALT	+ AC	6 PK 906
----------	-------	-----	---------	-----	------	----------

1.4 16V

1397 ccm	72 kW		12.09 -	ALT	+ AC	6 PK 906
----------	-------	--	---------	-----	------	----------

1.6 BioFlex

1587 ccm	80 kW	NFU (TU5JP4)	04.08 -	W-P; CAM		KT 1332 W1
----------	-------	--------------	---------	----------	--	------------

1.6 16V

1598 ccm	88 kW	EP6	09.07 -	ALT	+ AC	6 PK 906
----------	-------	-----	---------	-----	------	----------

1.6 16V

1598 ccm	103 kW	5FT (EP6DT)	09.07 -	ALT		6 PK 906
----------	--------	-------------	---------	-----	--	----------

1.6 16V

1598 ccm	110 kW	5FX (EP6DT)	09.07 -	ALT		6 PK 906
----------	--------	-------------	---------	-----	--	----------

1.6 16V

1598 ccm	115 kW	EP6CDT	10.09 -	ALT	+ AC	6 PK 906
----------	--------	--------	---------	-----	------	----------

1.6 16V

1598 ccm	128 kW	5FY (EP6DTS)	03.08 -	ALT		6 PK 906
----------	--------	--------------	---------	-----	--	----------

1.6 HDi

1560 ccm	66 kW		09.07 -	ALT	- AC	6 PK 800
				ALT	+ AC	6 PK 975
				CAM		ZRK 1460
				CAM		KT 1390
				W-P; CAM		KT 1390 W1

1.6 HDi

1560 ccm	68 kW	9HP (DV6DTE4)	11.09 -	ALT	- AC	6 PK 800
----------	-------	---------------	---------	-----	------	----------

				ALT	+ AC	6 PK 975
--	--	--	--	-----	------	----------

1.6 HDi

1560 ccm	80 kW	9HZ (DV6TED4)	09.07 -	ALT	- AC	6 PK 800
				ALT	+ AC	6 PK 975
				CAM		ZRK 1460
				CAM		KT 1390
				W-P; CAM		KT 1390 W1



PEUGEOT

308 (4A_, 4C_)

1.6 HDi

1560 ccm	82 kW	9HR (DV6C)	12.09 -	ALT	- AC	6 PK 800
				ALT	+ AC	6 PK 975

2.0 HDi

1997 ccm	100 kW	RHR (DW10BTED4)	09.07 -	ALT		6 PK 1215
				CAM		ZRK 1452
				CAM		KT 1428
				W-P; CAM		KT 1428 W1

308 SW

1.4 16V

1397 ccm	70 kW	8FS (EP3)	09.07 -	ALT	FROM: 01.08; + AC	6 PK 906
----------	-------	-----------	---------	-----	-------------------	----------

1.4 16V

1397 ccm	72 kW		12.09 -	ALT	+ AC	6 PK 906
----------	-------	--	---------	-----	------	----------

1.6 Bioflex

1587 ccm	82 kW	NFU (TU5JP4)	03.09 -	W-P; CAM		KT 1332 W1
----------	-------	--------------	---------	----------	--	------------

1.6 16V

1598 ccm	88 kW	EP6	09.07 -	ALT	FROM: 04.08; + AC	6 PK 906
----------	-------	-----	---------	-----	-------------------	----------

1.6 16V

1598 ccm	103 kW	5FT (EP6DT)	09.07 -	ALT	FROM: 01.08	6 PK 906
----------	--------	-------------	---------	-----	-------------	----------

1.6 16V

1598 ccm	110 kW	5FX (EP6DT)	09.07 -	ALT	FROM: 01.08	6 PK 906
----------	--------	-------------	---------	-----	-------------	----------

1.6 16V

1598 ccm	115 kW	EP6CDT	10.09 -	ALT	+ AC	6 PK 906
----------	--------	--------	---------	-----	------	----------

1.6 16V

1598 ccm	128 kW	5FY (EP6DTS)	03.08 -	ALT		6 PK 906
----------	--------	--------------	---------	-----	--	----------

2.0 Bioflex

1997 ccm	103 kW	RFJ (EW10A)	01.08 -	ALT		6 PK 1000
				W-P; CAM		KT 1504 W1

1.6 HDi

1560 ccm	66 kW	9HV (DV6ATED4);9HX (DV6ATED4)	09.07 -	ALT	FROM: 04.08; - AC	6 PK 800
				ALT	FROM: 04.08; + AC	6 PK 975
				CAM		ZRK 1460
				CAM		KT 1390
				W-P; CAM		KT 1390 W1

1.6 HDi

1560 ccm	80 kW	9HZ (DV6TED4)	09.07 -	ALT	FROM: 04.08; - AC	6 PK 800
				ALT	FROM: 04.08; + AC	6 PK 975
				CAM		ZRK 1460
				CAM		KT 1390
				W-P; CAM		KT 1390 W1

1.6 HDi

1560 ccm	82 kW	9HR (DV6C)	12.09 -	ALT	- AC	6 PK 800
				ALT	+ AC	6 PK 975

2.0 HDi

1997 ccm	100 kW	RHR (DW10BTED4)	09.07 -	ALT	FROM: 01.08	6 PK 1215
				CAM		ZRK 1452
				CAM		KT 1428
				W-P; CAM		KT 1428 W1

2.0 HDi

1997 ccm	103 kW	RHR (DW10BTED4)	09.07 -	ALT	FROM: 07.09	6 PK 1215
----------	--------	-----------------	---------	-----	-------------	-----------

2.0 HDi

1997 ccm	120 kW	RHH (DW10CTED4)	06.09 -	ALT		6 PK 1245
				CAM		ZRK 1592
				CAM		KT 1500

308 CC

1.6 16V

1598 ccm	88 kW	EP6	06.09 -	ALT		6 PK 906
----------	-------	-----	---------	-----	--	----------

1.6 16V

1598 ccm	103 kW	5FT (EP6DT)	06.09 -	ALT		6 PK 906
----------	--------	-------------	---------	-----	--	----------

1.6 16V

1598 ccm	110 kW	5FX (EP6DT)	06.09 -	ALT		6 PK 906
----------	--------	-------------	---------	-----	--	----------

1.6 16V

1598 ccm	115 kW	EP6CDT	06.09 -	ALT	+ AC	6 PK 906
----------	--------	--------	---------	-----	------	----------



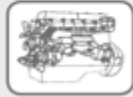
PEUGEOT

308 CC

1.6 HDi						
1560 ccm	82 kW	9HR (DV6C)	06.09 -	ALT	- AC	6 PK 800
				ALT	+ AC	6 PK 975
2.0 HDi						
1997 ccm	100 kW	RHR (DW10BTED4)	04.09 -	ALT		6 PK 1215
				W-P; CAM		KT 1428 W1
2.0 HDi						
1997 ccm	103 kW	RHR (DW10BTED4)	04.09 -	ALT		6 PK 1215
2.0 HDi						
1997 ccm	120 kW	RHH (DW10CTED4)	06.09 -	ALT		6 PK 1245
				CAM		ZRK 1592

405 II (4B)

1.4						
1361 ccm	55 kW	KDX (TU3MC)	08.92 - 10.95	ALT		AVX 10 x 710
				CAM		ZRK 1110
				CAM		KT 1063
				W-P; CAM	UNTIL: 12.92	KT 1019 W1
1.6						
1580 ccm	65 kW	BDY (XU5M2Z);BDY (XU5M3Z);BDZ (XU5M);BFZ (XU5JP)	08.92 - 10.95	HYD-P		AVX 10 x 1025
				AC-C		4 PK 841
				ALT	- PS	4 PK 698
				ALT	+ PS	4 PK 954
				CAM		ZRK 1128
				CAM		KT 1068
				W-P; CAM		KT 1068 W1
1.8						
1762 ccm	74 kW	LFZ (XU7JP)	08.92 - 10.95	HYD-P		AVX 10 x 1025
				ALT	- AC; - PS	6 PK 698
				ALT	+ AC; - PS	6 PK 1100
				ALT	+ AC; + PS	6 PK 1660
				ALT	FOR: VALEO A11VI23; + PS; - AC	6 PK 1070
				ALT	FOR: VALEO A13VI51; + PS; - AC	6 PK 1078
				CAM		ZRK 1128
				CAM		KT 1068
				W-P; CAM		KT 1068 W1
2.0						
1998 ccm	89 kW	RFX (XU10J2)	08.92 - 10.95	HYD-P		AVX 10 x 1025
				ALT	- AC; - PS	6 PK 698
				ALT	+ AC; - PS	6 PK 1100
				ALT	+ AC; + PS	6 PK 1660
				ALT	FOR: MITSUBISHI; + PS; - AC	6 PK 1078
				ALT	FOR: VALEO; + PS; - AC	6 PK 1070
				CAM		ZRK 1128
				CAM	FROM: 07.93	KT 1068
				CAM	UNTIL: 06.93	KT 1162
				W-P; CAM	FROM: 07.93	KT 1068 W2
				W-P; CAM	UNTIL: 06.93	KT 1168 W1
2.0 X4						
1998 ccm	89 kW	RFX (XU10J2)	08.92 - 10.95	HYD-P		AVX 10 x 1025
				ALT	- AC; - PS	6 PK 698
				ALT	+ AC; - PS	6 PK 1100
				ALT	+ AC; + PS	6 PK 1660
				ALT	FOR: MITSUBISHI; + PS; - AC	6 PK 1078
				ALT	FOR: VALEO; + PS; - AC	6 PK 1070
				CAM		ZRK 1128
				CAM	FROM: 07.93	KT 1068
				CAM	UNTIL: 06.93	KT 1162
				W-P; CAM	FROM: 07.93	KT 1068 W2
				W-P; CAM	UNTIL: 06.93	KT 1168 W1
2.0 16V						
1998 ccm	110 kW	RFT (XU10J4)	06.94 - 10.95	ALT	- AC; - PS	6 PK 698
				ALT	+ AC; - PS	6 PK 1100
				ALT	+ AC; + PS	6 PK 1660
				ALT	FOR: MITSUBISHI; + PS; - AC	6 PK 1078
				ALT	FOR: VALEO; + PS; - AC	6 PK 1070



PEUGEOT

405 II (4B)

2.0 16V

1998 ccm 110 kW RFT (XU10J4) 06.94 - 10.95 CAM ZRK 1138

2.0 MI-16

1998 ccm 112 kW RFY (XU10J4Z) 08.92 - 10.95 ALT - AC; - PS 6 PK 698
ALT + AC; - PS 6 PK 1100
ALT + AC; + PS 6 PK 1660
ALT FOR: MITSUBISHI; + PS; - AC 6 PK 1078
ALT FOR: VALEO; + PS; - AC 6 PK 1070
CAM ZRK 1138

2.0 T 16 X4

1998 ccm 144 kW RGZ (XU10J4TE/Z) 08.92 - 10.95 ALT - AC; - PS 6 PK 698
ALT + AC; - PS 6 PK 1100
ALT + AC; + PS 6 PK 1660
ALT FOR: MITSUBISHI; + PS; - AC 6 PK 1078
ALT FOR: VALEO; + PS; - AC 6 PK 1070
CAM ZRK 1138

1.9 D

1905 ccm 47 kW DJZ (XUD9Y) 08.92 - 10.95 VAC-P AVX 10 x 650
ALT - AC; - PS 6 PK 730
ALT + AC; - PS 6 PK 1175
ALT + AC; + PS 6 PK 1700
ALT FROM CHA-NO.: 70980932; + PS; - AC 6 PK 1145
ALT UNTIL CHA-NO.: 70980931; + PS; - AC 6 PK 1130
CAM ZRK 1262
CAM FROM: 02.94 KT 1040
CAM UNTIL: 01.94 KT 1479

1.9 D

1905 ccm 50 kW DJY (XUD9A) 06.94 - 10.95 VAC-P + AC; + PS AVX 10 x 650
ALT - AC; - PS 6 PK 730
ALT + AC; - PS 6 PK 1175
ALT + AC; + PS 6 PK 1700
ALT FROM CHA-NO.: 70980932; + PS; - AC 6 PK 1145
ALT UNTIL CHA-NO.: 70980931; + PS; - AC 6 PK 1130
CAM ZRK 1262
CAM KT 1040
W-P; CAM KT 1040 W1

1.9 TD

1905 ccm 66 kW DHY (XUD9TE) 08.92 - 10.95 VAC-P AVX 10 x 650
ALT - AC; - PS 6 PK 730
ALT + AC; - PS 6 PK 1175
ALT + AC; + PS 6 PK 1700
ALT FROM CHA-NO.: 70980932; + PS; - AC 6 PK 1145
ALT UNTIL CHA-NO.: 70980931; + PS; - AC 6 PK 1130
CAM ZRK 1262
CAM FROM: 02.94 KT 1040
CAM UNTIL: 01.94 KT 1479
W-P; CAM FROM: 02.94 KT 1040 W1

405 II Break (4E)

1.4

1361 ccm 55 kW KDX (TU3MC) 08.92 - 10.96 ALT AVX 10 x 710
CAM ZRK 1110
CAM KT 1063
W-P; CAM UNTIL: 12.92 KT 1019 W1

1.6

1580 ccm 65 kW BDY (XU5M2Z);BDY (XU5M3Z);BDZ (XU5M);BFZ (XU5JP) 08.92 - 10.96 HYD-P AVX 10 x 1025
AC-C 4 PK 841
ALT - PS 4 PK 698
ALT + PS 4 PK 954
CAM ZRK 1128
CAM KT 1068
W-P; CAM KT 1068 W1

1.8

1762 ccm 74 kW LFZ (XU7JP) 08.92 - 10.96 HYD-P AVX 10 x 1025
ALT - AC; - PS 6 PK 698
ALT + AC; - PS 6 PK 1100



PEUGEOT

405 II Break (4E)

1.8

1762 ccm	74 kW	LFZ (XU7JP)	08.92 - 10.96	ALT	+ AC; + PS	6 PK 1660
				ALT	FOR: VALEO A11VI23; + PS; - AC	6 PK 1070
				ALT	FOR: VALEO A13VI51; + PS; - AC	6 PK 1078
				CAM		ZRK 1128
				CAM		KT 1068
				W-P; CAM		KT 1068 W1

2.0

1998 ccm	89 kW	RFX (XU10J2)	08.92 - 10.96	HYD-P		AVX 10 x 1025
				ALT	- AC; - PS	6 PK 698
				ALT	+ AC; - PS	6 PK 1100
				ALT	+ AC; + PS	6 PK 1660
				ALT	FOR: MITSUBISHI; + PS; - AC	6 PK 1078
				ALT	FOR: VALEO; + PS; - AC	6 PK 1070
				CAM		ZRK 1128
				CAM	FROM: 07.93	KT 1068
				CAM	UNTIL: 06.93	KT 1162
				W-P; CAM	FROM: 07.93	KT 1068 W2
				W-P; CAM	UNTIL: 06.93	KT 1168 W1

2.0 4x4

1998 ccm	89 kW	RFX (XU10J2)	08.92 - 10.96	HYD-P		AVX 10 x 1025
				ALT	- AC; - PS	6 PK 698
				ALT	+ AC; - PS	6 PK 1100
				ALT	+ AC; + PS	6 PK 1660
				ALT	FOR: MITSUBISHI; + PS; - AC	6 PK 1078
				ALT	FOR: VALEO; + PS; - AC	6 PK 1070
				CAM		ZRK 1128
				CAM	FROM: 07.93	KT 1068
				CAM	UNTIL: 06.93	KT 1162
				W-P; CAM	FROM: 07.93	KT 1068 W2
				W-P; CAM	UNTIL: 06.93	KT 1168 W1

2.0 4x4

1998 ccm	144 kW	RGZ (XU10J4TE/Z)	08.92 - 12.95	ALT	- AC; - PS	6 PK 698
				ALT	+ AC; - PS	6 PK 1100
				ALT	+ AC; + PS	6 PK 1660
				ALT	FOR: MITSUBISHI; + PS; - AC	6 PK 1078
				ALT	FOR: VALEO; + PS; - AC	6 PK 1070

1.9 D

1905 ccm	47 kW	DJZ (XUD9Y)	08.92 - 10.96	VAC-P		AVX 10 x 650
				ALT	- AC; - PS	6 PK 730
				ALT	+ AC; - PS	6 PK 1175
				ALT	+ AC; + PS	6 PK 1700
				ALT	FROM CHA-NO.: 70980932; + PS; - AC	6 PK 1145
				ALT	UNTIL CHA-NO.: 70980931; + PS; - AC	6 PK 1130
				CAM		ZRK 1262
				CAM	FROM: 02.94	KT 1040
				CAM	UNTIL: 01.94	KT 1479

1.9 D

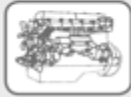
1905 ccm	50 kW	DJY (XUD9A)	06.94 - 10.96	VAC-P		AVX 10 x 650
				ALT	- AC; - PS	6 PK 730
				ALT	+ AC; - PS	6 PK 1175
				ALT	+ AC; + PS	6 PK 1700
				ALT	FROM CHA-NO.: 70980932; + PS; - AC	6 PK 1145
				ALT	UNTIL CHA-NO.: 70980931; + PS; - AC	6 PK 1130
				CAM		ZRK 1262
				CAM		KT 1040
				W-P; CAM		KT 1040 W1

1.9 D

1905 ccm	51 kW	XUD9	09.93 - 12.95	ALT	- AC; - PS	6 PK 730
				ALT	+ AC; - PS	6 PK 1175
				ALT	+ AC; + PS	6 PK 1700
				ALT	FROM CHA-NO.: 70980932; + PS; - AC	6 PK 1145
				ALT	UNTIL CHA-NO.: 70980931; + PS; - AC	6 PK 1130

1.9 TD

1905 ccm	66 kW	DHY (XUD9TE)	08.92 - 10.96	VAC-P		AVX 10 x 650
				ALT	- AC; - PS	6 PK 730
				ALT	+ AC; - PS	6 PK 1175



PEUGEOT

405 II Break (4E)

1.9 TD

1905 ccm	66 kW	DHY (XUD9TE)	08.92 - 10.96	ALT	+ AC; + PS	6 PK 1700
				ALT	FROM CHA-NO.: 70980932; + PS; - AC	6 PK 1145
				ALT	UNTIL CHA-NO.: 70980931; + PS; - AC	6 PK 1130
				CAM		ZRK 1262
				CAM	FROM: 02.94	KT 1040
				CAM	UNTIL: 01.94	KT 1479
				W-P; CAM	FROM: 02.94	KT 1040 W1

406 (8B)

1.6

1580 ccm	65 kW	BFZ (XU5JP)	11.95 - 05.04	ALT	+ AC	6 PK 1660
				ALT	AMP: 70,8; - AC	6 PK 1070
				ALT	AMP: 90; - AC	6 PK 1078
				CAM		ZRK 1128
				CAM		KT 1068
				W-P; CAM		KT 1068 W1

1.8 16V

1749 ccm	85 kW	6FZ (EW7J4)	10.00 - 05.04	ALT	- AC	6 PK 1205
				ALT	+ AC	6 PK 1725
				CAM		ZRK 1149
				CAM		KT 1244
				W-P; CAM	OPT	KT 1244 W3

1.8

1761 ccm	66 kW		05.97 - 05.04	ALT	+ AC	6 PK 1660
				ALT	AMP: 70,8; - AC	6 PK 1070
				ALT	AMP: 90; - AC	6 PK 1078
				CAM		ZRK 1128
				CAM		KT 1068
				W-P; CAM	MTR-CODE: XU7	KT 1068 W1

1.8 16V

1761 ccm	81 kW	LFY (XU7JP4)	11.95 - 10.00	ALT	- AC	6 PK 1078
				ALT	+ AC	6 PK 1660
				CAM		ZRK 1029
				CAM	FROM ORGA-NO.: 8470	KT 1309
				CAM	UNTIL ORGA-NO.: 8469	KT 1216

2.0 16V

1997 ccm	99 kW	RFR (DEW10J4)	01.99 - 08.00	ALT	- AC	6 PK 1205
				ALT	+ AC	6 PK 1725
				CAM		ZRK 1149
				CAM		KT 1244
				W-P; CAM	OPT	KT 1244 W3

2.0 16V

1997 ccm	100 kW	RFN (EW10J4)	08.00 - 05.04	ALT	- AC	6 PK 1205
				ALT	+ AC	6 PK 1725
				CAM		ZRK 1149
				CAM		KT 1244
				W-P; CAM	OPT	KT 1244 W3

2.0 16V HPi

1997 ccm	103 kW	RLZ (EW10D)	05.01 - 05.04	ALT	- AC	6 PK 1205
				ALT	+ AC	6 PK 1725
				CAM		ZRK 1068

2.0 16V

1998 ccm	97 kW	RFV (XU10J4R)	11.95 - 05.04	ALT	- AC	6 PK 1165
				ALT	+ AC	6 PK 1605
				CAM		ZRK 1029
				CAM		KT 1216
				W-P; CAM		KT 1216 W1

2.0 Turbo

1998 ccm	108 kW	RGX (XU10J2TE)	04.96 - 05.04	ALT	- AC	6 PK 1165
				ALT	+ AC	6 PK 1605
				CAM		ZRK 1128
				CAM		KT 1068
				W-P; CAM		KT 1068 W2

2.2

2230 ccm	116 kW	3FZ (EW12J4)	07.00 - 05.04	ALT	- AC	6 PK 1205
				ALT	+ AC	6 PK 1725



PEUGEOT

406 (8B)

2.2

2230 ccm	116 kW	3FZ (EW12J4)	07.00 - 05.04	CAM		ZRK 1149
				CAM		KT 1244
				W-P; CAM		KT 1244 W1
				W-P; CAM	OPT	KT 1244 W3

3.0 24V

2946 ccm	140 kW	XFZ (ES9J4)	10.96 - 05.04	ALT	+ AC	6 PK 1600
				CAM		ZRK 1703

3.0 V6

2946 ccm	152 kW	XFZ (ES9J4S)	03.00 - 05.04	ALT		6 PK 1580
				CAM		ZRK 1703

1.9 D

1905 ccm	55 kW	DHW (XUD9SD)	10.96 - 05.04	ALT	- AC	6 PK 1115
				ALT	FOR: DELPHI; HARRISON; + AC	6 PK 1751
				ALT	FOR: SANDEN; + AC	6 PK 1740
				CAM		ZRK 1262
				CAM		KT 1040

1.9 TD

1905 ccm	66 kW	DHX (XUD9TE)	01.96 - 05.04	VAC-P		AVX 10 x 650
				ALT	- AC	6 PK 1115
				ALT	FOR: DELPHI; HARRISON; + AC	6 PK 1751
				ALT	FOR: SANDEN; + AC	6 PK 1740
				CAM		ZRK 1262
				CAM		KT 1040
				W-P; CAM	FROM ORGA-NO.: 07390	KT 1040 W3
				W-P; CAM	UNTIL ORGA-NO.: 07389	KT 1040 W1

1.9 TD

1905 ccm	68 kW	DHY (XUD9TE)	01.96 - 05.04	VAC-P		AVX 10 x 650
				ALT	- AC	6 PK 1115
				ALT	FOR: DELPHI; HARRISON; + AC	6 PK 1751
				ALT	FOR: SANDEN; + AC	6 PK 1740
				CAM		ZRK 1262
				CAM		KT 1040
				W-P; CAM	FROM ORGA-NO.: 07390	KT 1040 W3
				W-P; CAM	UNTIL ORGA-NO.: 07389	KT 1040 W1

2.0 HDI 90

1997 ccm	66 kW	RHY (DW10TD)	02.99 - 05.04	ALT	- AC	6 PK 1470
				ALT	FOR: DELPHI; + AC	6 PK 1751
				ALT	FOR: SANDEN; + AC	6 PK 1740
				CAM		ZRK 1352
				CAM	FROM ORGA-NO.: 08736	KT 1518
				CAM	UNTIL ORGA-NO.: 08735	KT 1327
				CAM	FROM: 10.00	KT 1534 W1
				W-P; CAM	FROM ORGA-NO.: 07836	KT 1518 W1
				W-P; CAM	UNTIL ORGA-NO.: 08735	KT 1327 W1

2.0 HDi 110

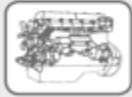
1997 ccm	79 kW	RHS (DW10ATED); RHZ (DW10ATED)	08.01 - 05.04	ALT	- AC	6 PK 1470
				ALT	FOR: DELPHI; + AC	6 PK 1751
				ALT	FOR: SANDEN; + AC	6 PK 1740
				CAM		ZRK 1352
				CAM	FROM ORGA-NO.: 08736	KT 1518
				CAM	MTR-CODE: RHS; RHZ; UNTIL ORGA-NO.: 08756	KT 1327
				CAM	MTR-CODE: DW10ATED/F	KT 1534 W1
				W-P; CAM	FROM ORGA-NO.: 08736	KT 1518 W1
				W-P; CAM	UNTIL ORGA-NO.: 08735	KT 1327 W1

2.0 HDi 110

1997 ccm	80 kW	RHZ (DW10ATED)	06.98 - 08.01	ALT	- AC	6 PK 1470
				ALT	FOR: DELPHI; + AC	6 PK 1751
				ALT	FOR: SANDEN; + AC	6 PK 1740
				CAM		ZRK 1352
				CAM	FROM ORGA-NO.: 08736	KT 1518
				CAM	UNTIL ORGA-NO.: 08735	KT 1327
				W-P; CAM	FROM ORGA-NO.: 08736	KT 1518 W1
				W-P; CAM	UNTIL ORGA-NO.: 08735	KT 1327 W1

2.1 TD 12V

2088 ccm	80 kW	P8C (XUD11BTE)	01.96 - 05.04	ALT	- AC	6 PK 1115
----------	-------	----------------	---------------	-----	------	-----------



PEUGEOT

406 (8B)

2.1 TD 12V

2088 ccm	80 kW	P8C (XUD11BTE)	01.96 - 05.04	ALT ALT CAM CAM W-P; CAM	FOR: DELPHI; + AC FOR: SANDEN; + AC	6 PK 1751 6 PK 1740 ZRK 1144 KT 1070 KT 1070 W1
----------	-------	----------------	---------------	--------------------------------------	--	---

2.2 HDi

2179 ccm	98 kW	4HX (DW12TED4/FAP)	03.00 - 05.04	ALT ALT CAM CAM CAM W-P; CAM	FROM: 09.00; FOR: DELPHI FROM: 09.00; FOR: SANDEN FROM ORGA-NO.: 10011 UNTIL ORGA-NO.: 10010 UNTIL ORGA-NO.: 10010	6 PK 1751 6 PK 1740 ZRK 1445 KT 1415 KT 1350 KT 1350 W1
----------	-------	--------------------	---------------	---	--	--

406 Break (8E/F)

1.8 16V

1749 ccm	85 kW	6FZ (EW7J4)	10.00 - 10.04	ALT ALT CAM CAM W-P; CAM	- AC + AC OPT	6 PK 1205 6 PK 1725 ZRK 1149 KT 1244 KT 1244 W3
----------	-------	-------------	---------------	--------------------------------------	-----------------------------	---

1.8

1761 ccm	66 kW	LFX (XU7JB)	05.97 - 10.04	ALT ALT ALT CAM CAM W-P; CAM	+ AC AMP: 70,8; - AC AMP: 90; - AC 	6 PK 1660 6 PK 1070 6 PK 1078 ZRK 1128 KT 1068 KT 1068 W1
----------	-------	-------------	---------------	---	--	--

1.8 16V

1761 ccm	81 kW	LFY (XU7JP4)	10.96 - 10.00	ALT ALT CAM CAM CAM	- AC + AC FROM ORGA-NO.: 8470 UNTIL ORGA-NO.: 8469	6 PK 1078 6 PK 1660 ZRK 1029 KT 1309 KT 1216
----------	-------	--------------	---------------	---------------------------------	---	--

2.0 16V

1997 ccm	99 kW	RFR (DEW10J4)	01.99 - 10.00	ALT ALT CAM CAM W-P; CAM	- AC + AC OPT	6 PK 1205 6 PK 1725 ZRK 1149 KT 1244 KT 1244 W3
----------	-------	---------------	---------------	--------------------------------------	-----------------------------	---

2.0 16V

1997 ccm	100 kW	RFN (EW10J4)	10.00 - 10.04	ALT ALT CAM CAM W-P; CAM	- AC + AC OPT	6 PK 1205 6 PK 1725 ZRK 1149 KT 1244 KT 1244 W3
----------	--------	--------------	---------------	--------------------------------------	-----------------------------	---

2.0 16V HPi

1997 ccm	103 kW	RLZ (EW10D)	05.01 - 10.04	ALT ALT CAM	- AC + AC	6 PK 1205 6 PK 1725 ZRK 1068
----------	--------	-------------	---------------	-------------------	--------------	------------------------------------

2.0 16V

1998 ccm	97 kW	RFV (XU10J4R)	10.96 - 10.04	ALT ALT CAM CAM W-P; CAM	- AC + AC 	6 PK 1165 6 PK 1605 ZRK 1029 KT 1216 KT 1216 W1
----------	-------	---------------	---------------	--------------------------------------	--------------------------	---

2.0 Turbo

1998 ccm	108 kW	RGX (XU10J2TE)	10.96 - 10.04	ALT ALT CAM CAM W-P; CAM	- AC + AC 	6 PK 1165 6 PK 1605 ZRK 1128 KT 1068 KT 1068 W2
----------	--------	----------------	---------------	--------------------------------------	--------------------------	---

2.2

2230 ccm	116 kW	3FZ (EW12J4)	07.00 - 10.04	ALT ALT CAM CAM	- AC + AC	6 PK 1205 6 PK 1725 ZRK 1149 KT 1244
----------	--------	--------------	---------------	--------------------------	--------------	---



PEUGEOT

406 Break (8E/F)

2.2

2230 ccm	116 kW	3FZ (EW12J4)	07.00 - 10.04	W-P; CAM W-P; CAM	OPT	KT 1244 W1 KT 1244 W3
----------	--------	--------------	---------------	----------------------	-----	--------------------------

3.0 24V

2946 ccm	140 kW	XFZ (ES9J4)	10.96 - 10.04	ALT CAM	+ AC	6 PK 1600 ZRK 1703
----------	--------	-------------	---------------	------------	------	-----------------------

3.0 V6

2946 ccm	152 kW	AFX (ES9J4S)	03.00 - 10.04	ALT CAM		6 PK 1580 ZRK 1703
----------	--------	--------------	---------------	------------	--	-----------------------

1.9 D

1905 ccm	55 kW	DHW (XUD9SD)	10.96 - 10.04	ALT ALT ALT CAM CAM W-P; CAM W-P; CAM	- AC FOR: DELPHI;HARRISON; + AC FOR: SANDEN; + AC	6 PK 1115 6 PK 1751 6 PK 1740 ZRK 1262 KT 1040 KT 1040 W3 KT 1040 W1
----------	-------	--------------	---------------	---	---	--

1.9 TD

1905 ccm	66 kW	DHX (XUD9TE)	10.96 - 10.04	VAC-P ALT ALT ALT CAM CAM W-P; CAM W-P; CAM	- AC FOR: DELPHI;HARRISON; + AC FOR: SANDEN; + AC	AVX 10 x 650 6 PK 1115 6 PK 1751 6 PK 1740 ZRK 1262 KT 1040 KT 1040 W3 KT 1040 W1
----------	-------	--------------	---------------	--	---	--

2.0 HDI 90

1997 ccm	66 kW	RHY (DW10TD)	02.99 - 10.04	ALT ALT ALT CAM CAM CAM W-P; CAM W-P; CAM	- AC FOR: DELPHI; + AC FOR: SANDEN; + AC	6 PK 1470 6 PK 1751 6 PK 1740 ZRK 1352 KT 1518 KT 1327 KT 1534 W1 KT 1518 W1 KT 1327 W1
----------	-------	--------------	---------------	--	--	---

2.0 HDi 110

1997 ccm	79 kW	RHS (DW10ATED);RHZ (DW10ATED)	08.01 - 10.04	ALT ALT ALT CAM CAM CAM W-P; CAM W-P; CAM	- AC FOR: DELPHI; + AC FOR: SANDEN; + AC	6 PK 1470 6 PK 1751 6 PK 1740 ZRK 1352 KT 1518 KT 1327 KT 1534 W1 KT 1518 W1 KT 1327 W1
----------	-------	-------------------------------	---------------	--	--	---

2.0 HDi 110

1997 ccm	80 kW	RHZ (DW10ATED)	02.99 - 04.04	ALT ALT ALT CAM CAM CAM W-P; CAM W-P; CAM	- AC FOR: DELPHI; + AC FOR: SANDEN; + AC	6 PK 1470 6 PK 1751 6 PK 1740 ZRK 1352 KT 1518 KT 1327 KT 1518 W1 KT 1327 W1
----------	-------	----------------	---------------	--	--	---

2.1 TD 12V

2088 ccm	80 kW	P8C (XUD11BTE)	10.96 - 10.04	ALT ALT ALT CAM CAM W-P; CAM	- AC FOR: DELPHI; + AC FOR: SANDEN; + AC	6 PK 1115 6 PK 1751 6 PK 1740 ZRK 1144 KT 1070 KT 1070 W1
----------	-------	----------------	---------------	---	--	--

2.2 HDI

2179 ccm	98 kW	4HX (DW12TED4/FAP)	03.00 - 10.04	ALT ALT CAM	FOR: DELPHI FOR: SANDEN	6 PK 1751 6 PK 1740 ZRK 1445
----------	-------	--------------------	---------------	-------------------	----------------------------	------------------------------------



PEUGEOT

406 Break (8E/F)

2.2 HDI

2179 ccm	98 kW	4HX (DW12TED4/FAP)	03.00 - 10.04	CAM CAM W-P; CAM	FROM ORGA-NO.: 10011 UNTIL ORGA-NO.: 10010 UNTIL ORGA-NO.: 10010	KT 1415 KT 1350 KT 1350 W1
----------	-------	--------------------	---------------	------------------------	--	----------------------------------

406 Coupe (8C)

2.0 16V

1997 ccm	99 kW	RFR (DEW10J4)	01.99 - 10.00	ALT ALT CAM CAM W-P; CAM	- AC + AC OPT	6 PK 1205 6 PK 1725 ZRK 1149 KT 1244 KT 1244 W3
----------	-------	---------------	---------------	--------------------------------------	-------------------------	---

2.0 16V

1997 ccm	100 kW	RFN (EW10J4)	10.00 - 12.04	ALT ALT CAM CAM W-P; CAM	- AC + AC OPT	6 PK 1205 6 PK 1725 ZRK 1149 KT 1244 KT 1244 W3
----------	--------	--------------	---------------	--------------------------------------	-------------------------	---

2.0 16V

1998 ccm	97 kW	RFV (XU10J4R)	03.97 - 12.04	ALT ALT CAM CAM W-P; CAM	- AC + AC OPT	6 PK 1165 6 PK 1605 ZRK 1029 KT 1216 KT 1216 W1
----------	-------	---------------	---------------	--------------------------------------	-------------------------	---

2.2

2230 ccm	116 kW	3FZ (EW12J4)	03.02 - 12.04	ALT ALT CAM CAM W-P; CAM W-P; CAM	- AC + AC OPT	6 PK 1205 6 PK 1725 ZRK 1149 KT 1244 KT 1244 W1 KT 1244 W3
----------	--------	--------------	---------------	--	-------------------------	---

3.0 V6 24V

2946 ccm	140 kW	XFZ (ES9J4)	03.97 - 12.04	ALT CAM	+ AC	6 PK 1600 ZRK 1703
----------	--------	-------------	---------------	------------	------	-----------------------

3.0 V6

2946 ccm	152 kW	XFZ (ES9J4S)	03.00 - 12.04	ALT CAM		6 PK 1580 ZRK 1703
----------	--------	--------------	---------------	------------	--	-----------------------

2.2 HDI

2179 ccm	98 kW	4HX (DW12TED4/FAP)	03.00 - 12.04	ALT ALT CAM CAM CAM CAM W-P; CAM	FROM: 09.00; FOR: DELPHI FROM: 09.00; FOR: SANDEN FROM ORGA-NO.: 10011 UNTIL ORGA-NO.: 10010 FROM: 04.04; MTR-CODE: DW12TED4 UNTIL ORGA-NO.: 10010	6 PK 1751 6 PK 1740 ZRK 1445 KT 1415 KT 1350 KT 1415 W1 KT 1350 W1
----------	-------	--------------------	---------------	--	---	--

407 (6D_)

1.8

1749 ccm	85 kW	6FZ (EW7J4)	05.04 -	ALT CAM CAM W-P; CAM	OPT	6 PK 1710 ZRK 1149 KT 1244 KT 1244 W3
----------	-------	-------------	---------	-------------------------------	-----	--

1.8 16V

1749 ccm	92 kW	6FY (EW7A)	09.05 -	ALT CAM CAM W-P; CAM	MTR-CODE: EW7A	6 PK 1000 ZRK 1588 KT 1504 KT 1504 W1
----------	-------	------------	---------	-------------------------------	----------------	--

2.0

1997 ccm	100 kW	RFN (EW10J4)	05.04 -	ALT ALT CAM CAM W-P; CAM	FROM: 11.04; FROM ORGA-NO.: 10248 UNTIL: 11.04; UNTIL ORGA-NO.: 10247 OPT	6 PK 1000 6 PK 1710 ZRK 1149 KT 1244 KT 1244 W3
----------	--------	--------------	---------	--------------------------------------	---	---

2.0 16V

1997 ccm	103 kW	RFJ (EW10A)	09.05 -	ALT CAM CAM	MTR-CODE: EW10A	6 PK 1000 ZRK 1588 KT 1504
----------	--------	-------------	---------	-------------------	-----------------	----------------------------------



PEUGEOT

407 (6D_)

2.0 16V						
1997 ccm	103 kW	RFJ (EW10A)	09.05 -	W-P; CAM		KT 1504 W1
2.0 Bioflex						
1997 ccm	103 kW	RFJ (EW10A)	09.07 -	W-P; CAM		KT 1504 W1
2.2						
2230 ccm	116 kW	3FZ (EW12J4)	05.04 -	ALT	FROM: 12.04	6 PK 1000
				ALT	UNTIL: 11.04	6 PK 1710
				CAM		ZRK 1149
				CAM		KT 1244
				W-P; CAM		KT 1244 W1
				W-P; CAM	OPT	KT 1244 W3
2.2 16V						
2230 ccm	120 kW	3FY (EW12J4)	09.05 -	ALT		6 PK 1000
				CAM		ZRK 1149
				CAM		KT 1244
				W-P; CAM		KT 1244 W1
				W-P; CAM	OPT	KT 1244 W3
3.0						
2946 ccm	155 kW	XFV (ES9A)	05.04 -	ALT		6 PK 1590
				CAM		ZRK 1703
1.6 HDi 110						
1560 ccm	80 kW	9HY (DV6TED4)	05.04 -	ALT		6 PK 1710
				CAM		ZRK 1460
				CAM		KT 1390
				W-P; CAM		KT 1390 W1
2.0 HDi 135						
1997 ccm	100 kW	RHR (DW10BTED4)	05.04 -	ALT		6 PK 1215
				CAM		ZRK 1452
				CAM		KT 1428
				W-P; CAM		KT 1428 W1
2.0 HDi						
1997 ccm	103 kW	RHR (DW10BTED4)	08.08 -	ALT	FROM: 06.09	6 PK 1215
2.0 HDi						
1997 ccm	120 kW	RHH (DW10CTED4)	07.09 -	ALT		6 PK 1215
				CAM		ZRK 1592
				CAM		KT 1500
2.2 HDi						
2179 ccm	120 kW	4HP (DW12BTED4)	06.08 -	ALT		6 PK 1205
				CAM		ZRK 1575
2.2 HDi 170						
2179 ccm	125 kW	4HT (DW12BTED4)	05.06 -	ALT		6 PK 1205
				CAM		ZRK 1575
2.7 HDi						
2720 ccm	150 kW	UHZ (DT17)	10.05 -	ALT		6 PK 1885
407 SW (6E_)						
1.8						
1749 ccm	85 kW	6FZ (EW7J4)	05.04 -	ALT		6 PK 1710
				CAM		ZRK 1149
				CAM		KT 1244
				W-P; CAM	OPT	KT 1244 W3
1.8 16V						
1749 ccm	92 kW	6FY (EW7A)	09.05 -	ALT	MTR-CODE: EW7A	6 PK 1000
				CAM		ZRK 1588
				CAM		KT 1504
				W-P; CAM		KT 1504 W1
2.0						
1997 ccm	100 kW	RFN (EW10J4)	05.04 -	ALT	FROM: 11.04; FROM ORGA-NO.: 10248	6 PK 1000
				ALT	UNTIL: 11.04; UNTIL ORGA-NO.: 10247	6 PK 1710
				CAM		ZRK 1149
				CAM		KT 1244
				W-P; CAM	OPT	KT 1244 W3
2.0 16V						
1997 ccm	103 kW	RFJ (EW10A)	09.05 -	ALT	MTR-CODE: EW10A	6 PK 1000
				CAM		ZRK 1588
				CAM		KT 1504



PEUGEOT

407 SW (6E_)

2.0 16V

1997 ccm 103 kW RFJ (EW10A) 09.05 - W-P; CAM **KT 1504 W1**

2.2

2230 ccm 116 kW 3FZ (EW12J4) 05.04 - ALT **6 PK 1000**
FROM: 12.04 **6 PK 1710**
UNTIL: 11.04 **ZRK 1149**
CAM **KT 1244**
CAM **KT 1244 W1**
W-P; CAM **KT 1244 W3**
W-P; CAM OPT

2.2 16V

2230 ccm 120 kW 3FY (EW12J4) 09.05 - ALT **6 PK 1000**
CAM **ZRK 1149**
CAM **KT 1244**
W-P; CAM **KT 1244 W1**
W-P; CAM OPT **KT 1244 W3**

3.0

2946 ccm 155 kW XFV (ES9A) 05.04 - ALT **6 PK 1590**
CAM **ZRK 1703**

1.6 HDi 110

1560 ccm 80 kW 9HY (DV6TED4) 05.04 - ALT **6 PK 1710**
CAM **ZRK 1460**
CAM **KT 1390**
W-P; CAM **KT 1390 W1**

2.0 HDi 135

1997 ccm 100 kW RHR (DW10BTED4) 05.04 - ALT **6 PK 1215**
W-P; CAM **ZRK 1452**
W-P; CAM **KT 1428**
W-P; CAM **KT 1428 W1**

2.0 HDi

1997 ccm 103 kW RHR (DW10BTED4) 08.08 - ALT **6 PK 1215**
FROM: 06.09

2.0 HDi

1997 ccm 120 kW RHH (DW10CTED4) 07.09 - ALT **6 PK 1215**
CAM **ZRK 1592**
CAM **KT 1500**

2.2 HDi

2179 ccm 120 kW 4HP (DW12BTED4) 06.08 - ALT **6 PK 1205**
CAM **ZRK 1575**

2.2 HDi 170

2179 ccm 125 kW 4HT (DW12BTED4) 05.06 - ALT **6 PK 1205**
CAM **ZRK 1575**

2.7 HDi

2720 ccm 150 kW UHZ (DT17) 10.05 - ALT **6 PK 1885**

2.0 Bioflex

1997 ccm 103 kW RFJ (EW10A) 01.08 - ALT **6 PK 1000**
FROM: 01.09

407 Coupe (6C_)

2.2 16V

2230 ccm 120 kW 3FY (EW12J4) 10.05 - ALT **6 PK 1000**
CAM **ZRK 1149**
CAM **KT 1244**
W-P; CAM **KT 1244 W1**
W-P; CAM OPT **KT 1244 W3**

3.0 V6

2946 ccm 155 kW XFV (ES9A) 10.05 - ALT **6 PK 1590**
CAM **ZRK 1703**

2.0 HDi

1997 ccm 100 kW RHR (DW10BTED4) 10.05 - ALT **6 PK 1215**
CAM **ZRK 1452**
CAM **KT 1428**
W-P; CAM **KT 1428 W1**

2.0 HDi

1997 ccm 120 kW RHH (DW10CTED4) 06.09 - ALT **6 PK 1215**
CAM **ZRK 1592**
CAM **KT 1500**

2.7 HDi

2720 ccm 150 kW UHZ (DT17) 10.05 - ALT **6 PK 1885**



PEUGEOT

407 Coupe (6C_)

3.0 HDi

2992 ccm	177 kW	DT20C	06.09 -	ALT		6 PK 1885
----------	--------	-------	---------	-----	--	-----------

508

2.0 HDi

1997 ccm	120 kW	RHH (DW10CTED4)	11.10 -	CAM CAM		ZRK 1592 KT 1500
----------	--------	-----------------	---------	------------	--	---------------------

508 SW

2.0 HDi

1997 ccm	120 kW	RHH (DW10CTED4)	11.10 -	CAM CAM		ZRK 1592 KT 1500
----------	--------	-----------------	---------	------------	--	---------------------

605 (6B)

2.0

1998 ccm	79 kW		02.90 - 09.99	ALT	AMP: 60; - AC	5 PK 698
				ALT	AMP: 60; + AC	5 PK 1125
				ALT	AMP: 80,9; - AC	5 PK 710
				ALT	AMP: 80,9; + AC	5 PK 1140
				CAM		ZRK 1128
				CAM	FROM: 07.93	KT 1068
				CAM	UNTIL: 06.93	KT 1162
				W-P; CAM W-P; CAM	FROM: 07.93; MTR-CODE: XU UNTIL: 06.93; MTR-CODE: XU	KT 1068 W2 KT 1168 W1

2.0

1998 ccm	84 kW	R5A (XU102C)	06.89 - 09.99	PS		AVX 10 x 1000
				ALT	AMP: 60; - AC	5 PK 698
				ALT	AMP: 60; + AC	5 PK 1125
				ALT	AMP: 80,9; - AC	5 PK 710
				ALT	AMP: 80,9; + AC	5 PK 1140
				CAM		KT 1068

2.0

1998 ccm	89 kW	RFZ (XU10J2Z)	06.89 - 09.99	ALT		AVX 10 x 1000
				ALT	AMP: 60; - AC	5 PK 698
				ALT	AMP: 60; + AC	5 PK 1125
				ALT	AMP: 80,9; - AC	5 PK 710
				ALT	AMP: 80,9; + AC	5 PK 1140
				CAM		ZRK 1128
				CAM	FROM: 07.93	KT 1068
				W-P; CAM W-P; CAM	UNTIL: 06.93 FROM: 07.93 UNTIL: 06.93	KT 1162 KT 1068 W2 KT 1168 W1

2.0 16V

1998 ccm	97 kW	RFV (XU10J4R)	07.94 - 09.99	PS		AVX 10 x 813
				ALT	FROM: 06.95; - AC	6 PK 1165
				ALT	FROM: 06.95; + AC	6 PK 1605
				ALT	UNTIL: 05.95; - AC	6 PK 1078
				ALT	UNTIL: 05.95; + AC	6 PK 1660
				CAM		ZRK 1029
				CAM		KT 1216

2.0 Turbo

1998 ccm	104 kW	RGY (XU10J2TE)	07.92 - 09.99	PS		AVX 10 x 1000
				ALT	FROM: 06.95; - AC	6 PK 1165
				ALT	FROM: 06.95; + AC	6 PK 1605
				ALT	UNTIL: 05.95; - AC	5 PK 710
				ALT	UNTIL: 05.95; + AC	5 PK 1155
				PS		4 PK 1030
				CAM		ZRK 1128
				W-P; CAM		KT 1068 KT 1068 W2

2.0 Turbo

1998 ccm	108 kW	RGX (XU10J2TE)	07.91 - 09.99	PS	FROM: 07.94; UNTIL: 06.95	AVX 10 x 1000
				ALT	FROM: 06.95; - AC	6 PK 1165
				ALT	FROM: 06.95; + AC	6 PK 1605
				ALT	UNTIL: 05.95; - AC	5 PK 710
				ALT	UNTIL: 05.95; + AC	5 PK 1155
				PS CAM		4 PK 1030 ZRK 1128



PEUGEOT

605 (6B)

2.0 Turbo

1998 ccm	108 kW	RGX (XU10J2TE)	07.91 - 09.99	CAM W-P; CAM	KT 1068 KT 1068 W2
----------	--------	----------------	---------------	-----------------	-----------------------

3.0

2963 ccm	123 kW	UFZ (ZPJ)	10.89 - 09.99	ALT PS W-P - AC W-P + AC	5 PK 850 4 PK 635 5 PK 850 5 PK 1390
----------	--------	-----------	---------------	-----------------------------------	---

3.0 V6

2946 ccm	140 kW	XFZ (ES9J4)	04.97 - 09.99	ALT CAM	6 PK 1600 ZRK 1703
----------	--------	-------------	---------------	------------	-----------------------

3.0 SV 24

2963 ccm	147 kW	UKZ (ZPJ4/Z)	08.89 - 09.99	ALT PS W-P - AC W-P + AC	5 PK 850 4 PK 635 5 PK 850 5 PK 1450
----------	--------	--------------	---------------	-----------------------------------	---

3.0

2975 ccm	123 kW		08.89 - 06.94	ALT PS W-P - AC W-P + AC	5 PK 850 4 PK 635 5 PK 850 5 PK 1390
----------	--------	--	---------------	-----------------------------------	---

2.1 Turbo Diesel

2088 ccm	80 kW	PHZ (XUD11ATE)	06.89 - 09.99	ALT + MAN-TM; + AC ALT + MAN-TM; OE-NO.: 575077;5750D2; - AC ALT + MAN-TM; OE-NO.: 575092; - AC ALT UNTIL: 06.95; MTR-CODE: XUD11BTE; + AC ALT: 001 + AUTO-TM; Ø-P: 59,4; + AC ALT: 001 MTR-CODE: XUD11ATE; + AUTO-TM; Ø-P: 66; + AC PS MTR-CODE: XUD11ATE PS UNTIL: 06.95; MTR-CODE: XUD11BTE CAM ZRK 1144 CAM KT 1070 W-P; CAM KT 1070 W1	5 PK 1165 5 PK 715 5 PK 735 5 PK 1190 5 PK 1165 5 PK 1190 4 PK 1030 4 PK 1030 ZRK 1144 KT 1070 KT 1070 W1
----------	-------	----------------	---------------	---	---

3.0

2975 ccm	147 kW		08.89 - 06.94	ALT PS W-P - AC W-P + AC	5 PK 850 4 PK 635 5 PK 850 5 PK 1450
----------	--------	--	---------------	-----------------------------------	---

2.1 TD 12V

2088 ccm	80 kW	P8C (XUD11BTE)	08.94 - 09.99	ALT FROM: 06.95; - AC ALT FROM: 06.95; + AC ALT UNTIL: 06.95; MTR-CODE: XUD11BTE; + AC ALT: 001 MTR-CODE: XUD11ATE; + AUTO-TM; Ø-P: 66; + AC PS MTR-CODE: XUD11ATE PS UNTIL: 06.95; MTR-CODE: XUD11BTE CAM ZRK 1144 CAM KT 1070 W-P; CAM KT 1070 W1	6 PK 1115 6 PK 1725 5 PK 1190 5 PK 1190 4 PK 1030 4 PK 1030 ZRK 1144 KT 1070 KT 1070 W1
----------	-------	----------------	---------------	---	---

2.1 D

2138 ccm	60 kW	P9A (XUD11A)	06.89 - 07.95	ALT FROM: 08.90; + MAN-TM; + AC ALT FROM: 08.90; + MAN-TM; OE-NO.: 575077;5750D2; - AC ALT FROM: 08.90; + MAN-TM; OE-NO.: 575092; - AC ALT: 001 FROM: 08.90; + AUTO-TM; Ø-P: 59,4; + AC ALT: 001 FROM: 08.90; + AUTO-TM; Ø-P: 66; + AC PS FROM: 08.90 CAM ZRK 1144 CAM KT 1070	5 PK 1165 5 PK 715 5 PK 735 5 PK 1165 5 PK 1190 4 PK 1030 ZRK 1144 KT 1070
----------	-------	--------------	---------------	---	---

2.5 Turbo Diesel

2446 ccm	95 kW	THY (DK5ATE)	07.94 - 09.99	ALT - AC ALT + AC W-P FROM: 06.96 W-P UNTIL: 05.96 CAM ZRK 1141 CAM KT 1083	6 PK 1195 6 PK 1863 3 PK 945 4 PK 950 ZRK 1141 KT 1083
----------	-------	--------------	---------------	--	---



PEUGEOT

607 (9D, 9U)

2.0

1997 ccm	100 kW	RFN (EW10J4)	02.00 -	ALT CAM CAM W-P; CAM		6 PK 1710 ZRK 1149 KT 1244 KT 1244 W3
----------	--------	--------------	---------	-------------------------------	--	--

2.2 16V

2230 ccm	116 kW	3FZ (EW12J4)	02.00 -	ALT CAM CAM W-P; CAM W-P; CAM	+ AC OPT	6 PK 1710 ZRK 1149 KT 1244 KT 1244 W1 KT 1244 W3
----------	--------	--------------	---------	---	-------------------------	--

2.2 16V

2230 ccm	120 kW	3FY (EW12J4)	09.05 -	ALT CAM CAM W-P; CAM W-P; CAM		6 PK 1000 ZRK 1149 KT 1244 KT 1244 W1 KT 1244 W3
----------	--------	--------------	---------	---	--	--

3.0 V6 24V

2946 ccm	152 kW	XFV (ES9J4S)	02.00 -	ALT CAM	+ AC	6 PK 1580 ZRK 1703
----------	--------	--------------	---------	------------	------	-----------------------

3.0 V6 24V

2946 ccm	155 kW	XFV (ES9A)	03.04 -	ALT	FROM: 08.04; + AC	6 PK 1590
----------	--------	------------	---------	-----	-------------------	-----------

2.0 HDi

1997 ccm	79 kW	RHS (DW10ATED)	03.01 -	ALT ALT CAM CAM CAM	FROM: 08.02; MOD: RHZ/RHS FROM: 08.02; MOD: RHZ/RHS MTR-CODE: DW10ATED/F	6 PK 1740 6 PK 1748 ZRK 1352 KT 1518 KT 1534 W1
----------	-------	----------------	---------	---------------------------------	--	---

2.0 HDi

1997 ccm	80 kW	RHZ (DW10ATED)	05.00 -	ALT ALT CAM CAM CAM	MOD: RHS MOD: RHS	6 PK 1740 6 PK 1748 ZRK 1352 KT 1518 KT 1534 W1
----------	-------	----------------	---------	---------------------------------	----------------------	---

2.0 HDi

1997 ccm	100 kW	RHR (DW10BTED4)	09.05 -	ALT CAM CAM W-P; CAM		6 PK 1215 ZRK 1452 KT 1428 KT 1428 W1
----------	--------	-----------------	---------	-------------------------------	--	--

2.2 HDi

2179 ccm	98 kW	4HX (DW12TED4/FAP)	02.00 -	ALT ALT ALT ALT ALT CAM CAM CAM CAM W-P; CAM	+ AC FROM: 11.04; + MAN-TM FROM: 12.04; + AUTO-TM UNTIL: 11.04; + MAN-TM UNTIL: 12.04; + AUTO-TM FROM ORGA-NO.: 10011 UNTIL ORGA-NO.: 10010 FROM: 04.04; MTR-CODE: DW12TED4 UNTIL ORGA-NO.: 10010	6 PK 1740 6 PK 1748 6 PK 1748 6 PK 1740 6 PK 1740 ZRK 1445 KT 1415 KT 1350 KT 1415 W1 KT 1350 W1
----------	-------	--------------------	---------	---	---	---

2.2 HDi

2179 ccm	125 kW	4HT (DW12BTED4)	05.06 -	ALT CAM		6 PK 1205 ZRK 1575
----------	--------	-----------------	---------	------------	--	-----------------------

2.7 HDi 24V

2721 ccm	150 kW	DT17TED4	12.04 -	ALT		6 PK 1885
----------	--------	----------	---------	-----	--	-----------

806 (221)

1.8

1761 ccm	73 kW	LFW (XU7JP)	07.95 - 08.02	ALT ALT ALT CAM CAM W-P; CAM	FROM: 10.96; + AC FROM: 10.96; AMP: 70,8; - AC FROM: 10.96; AMP: 90; - AC	6 PK 1660 6 PK 1070 6 PK 1078 ZRK 1128 KT 1068 KT 1068 W1
----------	-------	-------------	---------------	---	---	--

2.0

1998 ccm	89 kW	RFU (XU10J2)	06.94 - 08.02	HYD-P ALT	+ AC; + PS	AVX 10 x 1025 6 PK 1660
----------	-------	--------------	---------------	--------------	------------	----------------------------



PEUGEOT

806 (221)

2.0						
1998 ccm	89 kW	RFU (XU10J2)	06.94 - 08.02	ALT ALT CAM CAM W-P; CAM	AMP: 70; + PS; - AC AMP: 80,9; + PS; - AC	6 PK 1070 6 PK 1078 ZRK 1128 KT 1068 KT 1068 W2
2.0 16V						
1998 ccm	97 kW	RFV (XU10J4R)	05.98 - 09.00	ALT ALT CAM CAM W-P; CAM	- AC + AC	6 PK 1165 6 PK 1605 ZRK 1029 KT 1216 KT 1216 W1
2.0 16V						
1997 ccm	100 kW	RFN (EW10J4)	09.00 - 08.02	ALT ALT CAM CAM W-P; CAM	- AC + AC	6 PK 1190 6 PK 1710 ZRK 1149 KT 1244 KT 1244 W3
2.0 Turbo						
1998 ccm	108 kW	RGX (XU10J2TE)	06.94 - 08.02	HYD-P ALT ALT ALT ALT CAM CAM W-P; CAM	FROM: 02.97; - AC FROM: 02.97; + AC UNTIL: 01.97; + AC UNTIL: 01.97; AMP: 70; - AC UNTIL: 01.97; AMP: 80,9; - AC	AVX 10 x 1025 6 PK 1165 6 PK 1605 6 PK 1660 6 PK 1070 6 PK 1078 ZRK 1128 KT 1068 KT 1068 W2
1.9 TD						
1905 ccm	66 kW	DHX (XUD9TE)	07.95 - 08.02	VAC-P ALT ALT CAM CAM W-P; CAM W-P; CAM	FROM: 10.97; - AC FROM: 10.97; + AC FROM PROD.-NO.: 07390 UNTIL PROD.-NO.: 07389	AVX 10 x 650 6 PK 1105 6 PK 1740 ZRK 1262 KT 1040 KT 1040 W3 KT 1040 W1
1.9 TD						
1905 ccm	68 kW	DHY (XUD9TE)	05.97 - 08.02	ALT ALT CAM CAM W-P; CAM W-P; CAM	- AC + AC FROM PROD.-NO.: 07390 UNTIL PROD.-NO.: 07389	6 PK 1105 6 PK 1740 ZRK 1262 KT 1040 KT 1040 W3 KT 1040 W1
2.0 HDI						
1997 ccm	80 kW	RHZ (DW10ATED)	08.99 - 08.02	ALT ALT ALT CAM CAM CAM W-P; CAM W-P; CAM	- AC FOR: DELPHI; + AC FOR: SANDEN; + AC FROM ORGA-NO.: 08561 UNTIL ORGA-NO.: 08560 FROM ORGA-NO.: 08561 UNTIL ORGA-NO.: 08560	6 PK 1470 6 PK 1751 6 PK 1740 ZRK 1352 KT 1518 KT 1327 KT 1518 W1 KT 1327 W1
2.0 HDI 16V						
1997 ccm	80 kW	RHW (DW10ATED4)	08.99 - 08.02	ALT ALT ALT CAM CAM W-P; CAM	FROM: 02.01; - AC FROM: 02.01; FOR: DELPHI; + AC FROM: 02.01; FOR: SANDEN; + AC	6 PK 1470 6 PK 1751 6 PK 1740 ZRK 1441 KT 1351 KT 1351 W1
2.1 td 12V						
2088 ccm	80 kW	P8C (XUD11BTE)	06.96 - 08.99	ALT ALT CAM CAM W-P; CAM	- AC + AC	6 PK 1105 6 PK 1740 ZRK 1144 KT 1070 KT 1070 W1



PEUGEOT

807 (E)

2.0

1997 ccm	100 kW	RFN (EW10J4)	06.02 -	ALT ALT CAM CAM W-P; CAM	- AC + AC OPT	6 PK 1190 6 PK 1710 ZRK 1149 KT 1244 KT 1244 W3
----------	--------	--------------	---------	--------------------------------------	-------------------------	---

2.0 16V

1997 ccm	103 kW	RFJ (EW10A)	09.05 -	ALT CAM CAM W-P; CAM		6 PK 1000 ZRK 1588 KT 1504 KT 1504 W1
----------	--------	-------------	---------	-------------------------------	--	--

2.2

2230 ccm	116 kW	3FZ (EW12J4)	06.02 -	ALT ALT CAM CAM W-P; CAM W-P; CAM	- AC + AC OPT	6 PK 1190 6 PK 1710 ZRK 1149 KT 1244 KT 1244 W1 KT 1244 W3
----------	--------	--------------	---------	--	-------------------------	---

3.0 V6

2946 ccm	150 kW	XXF (ES9J4S)	06.02 -	ALT CAM		6 PK 1580 ZRK 1703
----------	--------	--------------	---------	------------	--	-----------------------

2.0 HDi

1997 ccm	79 kW	RHM (DW10ATED4);RHT (DW10ATED4);RHW (DW10ATED4)	06.02 -	ALT CAM CAM W-P; CAM		6 PK 1740 ZRK 1441 KT 1351 KT 1351 W1
----------	-------	---	---------	-----------------------------------	--	--

2.0 HDi

1997 ccm	80 kW	RHW (DW10ATED4)	04.04 -	ALT W-P; CAM	MTR-CODE: DW10ATED4	6 PK 1740 KT 1351 W1
----------	-------	-----------------	---------	-----------------	---------------------	-------------------------

2.0 HDi

1997 ccm	88 kW	RHK (DW10UTED4)	02.06 -	ALT W-P; CAM		6 PK 1215 KT 1428 W1
----------	-------	-----------------	---------	-----------------	--	-------------------------

2.0 HDi

1997 ccm	100 kW	RHR (DW10BTED4)	06.06 -	ALT CAM CAM W-P; CAM		6 PK 1215 ZRK 1452 KT 1428 KT 1428 W1
----------	--------	-----------------	---------	-------------------------------	--	--

2.0 HDi

1997 ccm	120 kW	RHH (DW10CTED4)	06.09 -	CAM CAM		ZRK 1592 KT 1500
----------	--------	-----------------	---------	------------	--	---------------------

2.2 HDi

2179 ccm	94 kW	4HX (DW12TED4/FAP)	06.02 -	ALT CAM CAM CAM W-P; CAM	FROM ORGA-NO.: 10011 UNTIL: 03.04; UNTIL ORGA-NO.: 10010 UNTIL ORGA-NO.: 10010	6 PK 1740 ZRK 1445 KT 1415 KT 1350 KT 1350 W1
----------	-------	--------------------	---------	--------------------------------------	--	---

2.2 HDi

2179 ccm	125 kW	4HT (DW12BTED4)	06.06 -	ALT CAM		6 PK 1205 ZRK 1575
----------	--------	-----------------	---------	------------	--	-----------------------

1007 (KM_)

1.4

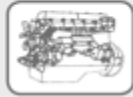
1360 ccm	54 kW	KFV (TU3JP)	04.05 -	ALT ALT CAM CAM W-P; CAM	- AC FROM ORGA-NO.: 10290; + AC MTR-CODE: TU3A;TU3JP MTR-CODE: TU3A;TU3JP	6 PK 730 6 PK 1055 ZRK 1457 KT 1370 KT 1370 W1
----------	-------	-------------	---------	--------------------------------------	--	--

1.4 16V

1360 ccm	65 kW	KFU (ET3J4)	10.05 -	ALT ALT CAM CAM	- AC + AC MTR-CODE: ET3J4 MTR-CODE: ET3J4	6 PK 730 6 PK 1055 ZRK 1705 KT 1521
----------	-------	-------------	---------	--------------------------	--	--

1.6 16V

1587 ccm	80 kW	NFU (TU5JP4)	04.05 -	ALT ALT	- AC FROM: 09.07; FROM ORGA-NO.: 11256; + AC	6 PK 730 6 PK 1070
----------	-------	--------------	---------	------------	---	-----------------------



PEUGEOT

1007 (KM_)

1.6 16V

1587 ccm	80 kW	NFU (TU5JP4)	04.05 -	ALT	UNTIL: 09.07; FROM ORGA-NO.: 10290; UNTIL ORGA-NO.: 11255; + AC	6 PK 1055
				CAM		ZRK 1537
				CAM		KT 1332
				W-P; CAM		KT 1332 W1

1.4 HDi

1398 ccm	50 kW	8HX (DV4TD);8HZ (DV4TD)	04.05 -	ALT	- AC	6 PK 800
				ALT	+ AC	6 PK 975
				CAM		ZRK 1441
				CAM		KT 1328
				W-P; CAM		KT 1328 W4

1.6 HDi

1560 ccm	80 kW	9HZ (DV6TED4)	06.07 -	ALT	- AC	6 PK 800
				ALT	+ AC	6 PK 975
				CAM		ZRK 1460
				CAM		KT 1390
				W-P; CAM		KT 1390 W1

3008

1.6 VTi

1598 ccm	88 kW	5FS (EP6C);EP6	06.09 -	ALT		6 PK 906
----------	-------	----------------	---------	-----	--	----------

1.6 THP

1598 ccm	110 kW	5FX (EP6DT)	06.09 -	ALT		6 PK 906
----------	--------	-------------	---------	-----	--	----------

1.6 THP

1598 ccm	115 kW	5FV (EP6DT)	06.09 -	ALT		6 PK 906
----------	--------	-------------	---------	-----	--	----------

1.6 HDi

1560 ccm	80 kW	9HZ (DV6TED4)	06.09 -	ALT		6 PK 975
				W-P; CAM		KT 1390 W1

2.0 HDi

1997 ccm	110 kW	RHE (DW10CTED4)	06.09 -	ALT		6 PK 1245
				CAM	MTR-CODE: DW10CTED4	ZRK 1592
				CAM		KT 1500

2.0 HDi

1997 ccm	120 kW	RHH (DW10CTED4)	06.09 -	ALT	FROM: 12.09	6 PK 1245
				CAM		ZRK 1592
				CAM		KT 1500

2.0 Hybrid4

1997 ccm	120 kW	RHH (DW10CTED4)	02.11 -	CAM		ZRK 1592
				CAM		KT 1500

4007 (GP_)

2.2 HDi

2179 ccm	115 kW	4HN (DW12MTED4)	02.07 -	ALT		6 PK 1748
				CAM		ZRK 1575

5008

1.6 16V

1598 ccm	88 kW	5FS (EP6C);EP6	09.09 -	ALT	+ AC	6 PK 906
----------	-------	----------------	---------	-----	------	----------

1.6 16V

1598 ccm	115 kW	EP6CDT	09.09 -	ALT	+ AC	6 PK 906
----------	--------	--------	---------	-----	------	----------

1.6 HDi

1560 ccm	80 kW	9HZ (DV6TED4)	09.09 -	ALT	- AC	6 PK 800
				ALT	+ AC	6 PK 975
				W-P; CAM		KT 1390 W1

2.0 HDi

1997 ccm	110 kW	RHE (DW10CTED4)	06.09 -	ALT		6 PK 1245
				CAM		ZRK 1592
				CAM		KT 1500

2.0 HDi

1997 ccm	100 kW		02.12 -	CAM		ZRK 1592
				CAM		KT 1500

2.0 HDi

1997 ccm	120 kW	RHH (DW10CTED4)	09.09 -	ALT		6 PK 1245
				CAM	MTR-CODE: DW10CTED4	ZRK 1592
				CAM		KT 1500



PEUGEOT

RCZ

1.6 16V

1598 ccm	115 kW	EP6CDT	03.10 -	ALT	+ AC	6 PK 906
----------	--------	--------	---------	-----	------	----------

1.6 16V

1598 ccm	147 kW	EP6CDTX	06.10 -	ALT	+ AC	6 PK 906
----------	--------	---------	---------	-----	------	----------

2.0 HDi

1997 ccm	120 kW	RHH (DW10CTED4)	03.10 -	ALT CAM CAM		6 PK 1245 ZRK 1592 KT 1500
----------	--------	-----------------	---------	-------------------	--	----------------------------------

BIPPER (AA_)

1.4

1360 ccm	54 kW	KFV (TU3A)	02.08 -	ALT CAM CAM W-P; CAM	+ AC	6 PK 1565 ZRK 1457 KT 1370 KT 1370 W1
----------	-------	------------	---------	-------------------------------	------	--

1.4 HDi

1398 ccm	50 kW	8HS (DV4TD)	02.08 -	ALT ALT CAM CAM W-P; CAM	- AC + AC	6 PK 1352 6 PK 1710 ZRK 1441 KT 1328 KT 1328 W4
----------	-------	-------------	---------	--------------------------------------	--------------	---

BIPPER Tepee

1.4

1360 ccm	54 kW	KFV (TU3A)	04.08 -	ALT W-P; CAM	+ AC	6 PK 1565 KT 1370 W1
----------	-------	------------	---------	-----------------	------	-------------------------

1.4 HDi

1398 ccm	50 kW	8HS (DV4TD)	04.08 -	ALT ALT CAM CAM W-P; CAM	- AC + AC	6 PK 1352 6 PK 1710 ZRK 1441 KT 1328 KT 1328 W4
----------	-------	-------------	---------	--------------------------------------	--------------	---

PLYMOUTH

ACCLAIM

2.5

2501 ccm	74 kW	EDM	09.88 - 09.95	ALT ALT	FROM: 1992 UNTIL: 1991	4 PK 980 4 PK 970
----------	-------	-----	---------------	------------	---------------------------	----------------------

BREEZE

2.0 16V

1996 ccm	98 kW	ECB	12.95 - 04.01	ALT ALT PS	FROM: 1998 UNTIL: 1997	6 PK 1352 6 PK 1345 4 PK 905
----------	-------	-----	---------------	------------------	---------------------------	------------------------------------

2.4 16 V

2429 ccm	103 kW	EDZ	12.95 - 04.01	ALT PS PS CAM	FROM: 2000 UNTIL: 1999	6 PK 1370 4 PK 900 4 PK 905 ZRK 1584
----------	--------	-----	---------------	------------------------	---------------------------	---

2.4 16V

2429 ccm	112 kW	EDZ	12.95 - 04.01	ALT PS PS CAM	FROM: 10.98 FROM: 10.98; FROM: 199810 FROM: 10.98; UNTIL: 1999	6 PK 1370 4 PK 900 4 PK 905 ZRK 1584
----------	--------	-----	---------------	------------------------	--	---

NEON Stufenheck

2.0 16V

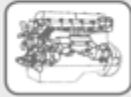
1996 ccm	98 kW	ECB	05.94 - 08.99	ALT ALT	FROM: 10.94; OE-NO.: 4612229 FROM: 10.94; OE-NO.: 4668180	4 PK 850 4 PK 890
----------	-------	-----	---------------	------------	--	----------------------

2.0 16V

1996 ccm	107 kW	ECC	06.94 - 08.99	ALT ALT	FROM: 10.94; OE-NO.: 4612229 FROM: 10.94; OE-NO.: 4668180	4 PK 850 4 PK 890
----------	--------	-----	---------------	------------	--	----------------------

2.0 16V

1996 ccm	112 kW	ECC	04.96 - 08.99	ALT ALT	OE-NO.: 4612229 OE-NO.: 4668180	4 PK 850 4 PK 890
----------	--------	-----	---------------	------------	------------------------------------	----------------------



PLYMOUTH

NEON Coupe

2.0							
1996 ccm	98 kW	ECB	10.94 - 09.99	ALT	OE-NO.: 4612229		4 PK 850
				ALT	OE-NO.: 4668180		4 PK 890

2.0							
1996 ccm	107 kW	ECC	10.94 - 09.99	ALT	OE-NO.: 4612229		4 PK 850
				ALT	OE-NO.: 4668180		4 PK 890

NEON II Stufenheck

2.0 16V							
1996 ccm	98 kW	ECB	08.99 -	ALT			4 PK 850
				PS	- AC		4 PK 1125

2.0 16V							
1996 ccm	112 kW	ECH	09.99 -	ALT			4 PK 850
				PS	- AC		4 PK 1125

VOYAGER

2.0 i							
1995 ccm	98 kW		01.95 - 03.01	ALT	FROM: 11.95; - AC		6 PK 1015
				ALT	FROM: 11.95; + AC		6 PK 1345
				PS	FROM: 01.98		4 PK 905
				PS	FROM: 11.95; UNTIL: 12.97		4 PK 900

2.4 i							
2429 ccm	111 kW		01.95 - 03.01	ALT	FROM: 11.95; - AC		6 PK 1045
				ALT	FROM: 11.95; + AC		6 PK 1420
				PS	FROM: 11.95		4 PK 905
				CAM			ZRK 1584

3.3 i							
3301 ccm	116 kW	EGM	01.95 - 03.01	ALT	FROM: 11.95; - AC		6 PK 2510
				ALT	FROM: 11.95; + AC		6 PK 2460

3.8 i							
3778 ccm	122 kW	EGH	01.95 - 03.01	ALT	FROM: 11.95; - AC		6 PK 2510
				ALT	FROM: 11.95; + AC		6 PK 2460

3.8 i AWD							
3778 ccm	122 kW	EGH	01.95 - 03.01	ALT	FROM: 11.95; - AC		6 PK 2510
				ALT	FROM: 11.95; + AC		6 PK 2460

3.8 i							
3778 ccm	131 kW	EGH	01.95 - 03.01	ALT	FROM: 11.95; - AC		6 PK 2510
				ALT	FROM: 11.95; + AC		6 PK 2460

3.8 i AWD							
3778 ccm	131 kW	EGH	01.95 - 03.01	ALT	FROM: 11.95; - AC		6 PK 2510
				ALT	FROM: 11.95; + AC		6 PK 2460

PONTIAC

BONNEVILLE

3.8 V6							
3789 ccm	122 kW	LG3	09.86 -	ALT	FROM: 01.89		6 PK 2605

3.8 V6							
3791 ccm	149 kW	L36	09.91 -	ALT			6 PK 2605

FIREBIRD 93 Cabriolet

3.4							
3350 ccm	119 kW	L32	01.93 -	ALT	- AC		6 PK 1950
				ALT	+ AC		6 PK 1965

3.8							
3791 ccm	149 kW	L36	10.94 -	ALT			6 PK 2390
				ALT	- AC; FROM: 1995		6 PK 2115
				ALT	+ AC; FROM: 1995		6 PK 2404

5.7							
5733 ccm	205 kW	LT1	10.93 -	AC-C			4 PK 1040
				ALT			6 PK 1635
				ALT			6 PK 2000

MONTANA

3.4							
3350 ccm	138 kW	LA1	04.98 - 08.05	ALT	MTR-CODE: LA1; AMP: 105; MOD: 2UC16;2UM06;2UN06; FROM: 2001		6 PK 2191



PONTIAC

MONTANA

3.4

3350 ccm	138 kW	LA1	04.98 - 08.05	ALT	MTR-CODE: LA1; AMP: 130; MOD: 2UC16;2UM06;2UN06; FROM: 2001	6 PK 2228
----------	--------	-----	---------------	-----	--	-----------

TRANS SPORT '89

2.3

2260 ccm	101 kW		01.93 - 03.97	ALT	FROM: 06.93	5 PK 1140
----------	--------	--	---------------	-----	-------------	-----------

2.3

2260 ccm	108 kW		01.93 - 03.97	ALT	FROM: 06.93	5 PK 1140
----------	--------	--	---------------	-----	-------------	-----------

3.1

3128 ccm	90 kW		07.89 - 03.97	ALT		6 PK 1760
----------	-------	--	---------------	-----	--	-----------

3.8

3791 ccm	112 kW	L27	07.89 - 03.97	ALT CAM	FROM: 01.93	6 PK 2605 KT 1443
----------	--------	-----	---------------	------------	-------------	----------------------

3.8

3791 ccm	123 kW	L27	07.89 - 03.97	ALT	FROM: 06.90	6 PK 2605
----------	--------	-----	---------------	-----	-------------	-----------

TRANS SPORT '97

3.4

3350 ccm	134 kW	LA1	03.97 -	ALT	AMP: 105	6 PK 1760
----------	--------	-----	---------	-----	----------	-----------

3.4

3350 ccm	137 kW	LA1	09.98 -	ALT	AMP: 105	6 PK 1760
----------	--------	-----	---------	-----	----------	-----------

PORSCHE

911 (993)

3.6 Carrera

3600 ccm	200 kW	M 64.05;M 64.06;M 64.07;M 64.08	10.93 - 08.95	FAN	REQ: 2	AVX 10 x 775
----------	--------	------------------------------------	---------------	-----	--------	--------------

3.6 Carrera 4

3600 ccm	200 kW	M 64.05;M 64.07	07.94 - 08.95	FAN	REQ: 2	AVX 10 x 775
----------	--------	-----------------	---------------	-----	--------	--------------

3.6 Carrera 4

3600 ccm	210 kW	M 64.21;M 64.23	08.95 - 09.97	AIR-P ALT	+ MAN-TM	AVX 10 x 775 AVX 10 x 775
----------	--------	-----------------	---------------	--------------	----------	------------------------------

3.6 Turbo 4

3600 ccm	300 kW	M 64.60	03.95 - 09.97	ALT		AVX 10 x 763
----------	--------	---------	---------------	-----	--	--------------

3.6 Turbo GT2

3600 ccm	316 kW	M 64.60R	03.95 - 09.97	AC-C ALT		AVX 13 x 1085 AVX 10 x 763
----------	--------	----------	---------------	-------------	--	-------------------------------

3.6 Turbo GT2 4

3600 ccm	316 kW	M 64.60R	08.95 - 09.97	AC-C ALT		AVX 13 x 1085 AVX 10 x 763
----------	--------	----------	---------------	-------------	--	-------------------------------

3.8 Carrera

3746 ccm	210 kW	M 64.05S;M 64.06S	06.95 - 09.97	ALT	+ AC	6 PK 2115
----------	--------	-------------------	---------------	-----	------	-----------

3.8 Carrera 4

3746 ccm	210 kW	M 64.05S;M 64.06S	06.95 - 09.97	ALT	+ AC	6 PK 2115
----------	--------	-------------------	---------------	-----	------	-----------

3.8 Carrera RS

3800 ccm	221 kW	M 64.20	06.95 - 09.97	ALT ALT	+ AC	AVX 10 x 775 6 PK 2115
----------	--------	---------	---------------	------------	------	---------------------------

3.8 Carrera RS 4

3800 ccm	221 kW	M 64.20	08.95 - 09.97	ALT ALT	+ AC	AVX 10 x 775 6 PK 2115
----------	--------	---------	---------------	------------	------	---------------------------

911 Targa (993)

3.6 Carrera

3600 ccm	210 kW	M 64.21;M 64.22;M 64.23;M 64.24	08.95 - 09.97	AIR-P ALT	+ MAN-TM	AVX 10 x 775 AVX 10 x 775
----------	--------	------------------------------------	---------------	--------------	----------	------------------------------

3.7 Carrera

3800 ccm	221 kW	M 64.20	05.96 - 09.97	ALT ALT	+ AC	AVX 10 x 775 6 PK 2115
----------	--------	---------	---------------	------------	------	---------------------------

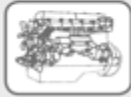
911 Cabriolet (993)

3.6 Carrera

3600 ccm	200 kW	M 64.05;M 64.06;M 64.07;M 64.08	07.94 - 08.95	AIR-P	REQ: 2	AVX 10 x 775
----------	--------	------------------------------------	---------------	-------	--------	--------------

3.6 Carrera 4

3600 ccm	200 kW	M 64.05;M 64.07	07.94 - 08.95	AIR-P	REQ: 2	AVX 10 x 775
----------	--------	-----------------	---------------	-------	--------	--------------



PORSCHE

911 Cabriolet (993)

3.6 Carrera

3600 ccm	210 kW	M 64.21;M 64.22;M 64.23;M 64.24	08.95 - 09.97	AIR-P		AVX 10 x 775
				ALT		AVX 10 x 775

3.6 Carrera 4

3600 ccm	210 kW	M 64.21;M 64.23	08.95 - 09.97	AIR-P	FROM: 09.95; + MAN-TM	AVX 10 x 775
				ALT	FROM: 09.95	AVX 10 x 775

3.8 Carrera

3746 ccm	210 kW	M 64.05S;M 64.06S	06.95 - 09.97	ALT	+ AC	6 PK 2115
----------	--------	-------------------	---------------	-----	------	-----------

3.8 Carrera 4

3746 ccm	210 kW	M 64.05S;M 64.06S	06.95 - 09.97	ALT	+ AC	6 PK 2115
----------	--------	-------------------	---------------	-----	------	-----------

3.8 Carrera RS

3800 ccm	221 kW	M 64.21S	08.95 - 09.97	ALT		AVX 10 x 775
				ALT	+ AC	6 PK 2115

3.8 Carrera RS 4

3800 ccm	221 kW	M 64.21S	08.95 - 09.97	ALT		AVX 10 x 775
				ALT	+ AC	6 PK 2115

911 (996)

3.4 Carrera

3387 ccm	221 kW	M 96.01;M 96.04	09.97 - 09.01	ALT	- AC	6 PK 1930
				ALT	+ AC	6 PK 2115

3.4 Carrera 4

3387 ccm	221 kW	M 96.01;M 96.04	09.97 - 09.01	ALT	- AC	6 PK 1930
				ALT	+ AC	6 PK 2115

3.6 GT3

3598 ccm	265 kW	M 96.76	03.99 - 08.05	ALT	+ AC	6 PK 2260
----------	--------	---------	---------------	-----	------	-----------

3.6 GT3

3600 ccm	280 kW	M 96.79	03.03 - 08.05	ALT	+ AC	6 PK 2260
----------	--------	---------	---------------	-----	------	-----------

3.6 Turbo 4

3600 ccm	309 kW	M 96.70	06.00 - 08.05	ALT		6 PK 2285
----------	--------	---------	---------------	-----	--	-----------

3.6 GT2

3600 ccm	340 kW	M 96.70	04.01 - 08.05	ALT		6 PK 2285
----------	--------	---------	---------------	-----	--	-----------

3.6 GT2

3600 ccm	355 kW	M 96.70	10.03 - 08.05	ALT		6 PK 2285
----------	--------	---------	---------------	-----	--	-----------

911 Cabriolet (996)

3.4 Carrera

3387 ccm	221 kW	M 96.01;M 96.04	02.98 - 09.01	ALT	- AC	6 PK 1930
				ALT	+ AC	6 PK 2115

3.4 Carrera 4

3387 ccm	221 kW	M 96.02;M 96.04	02.98 - 09.01	ALT	- AC	6 PK 1930
				ALT	+ AC	6 PK 2115

3.6 Turbo 4

3600 ccm	309 kW	M 96.70	10.03 - 08.05	ALT		6 PK 2285
----------	--------	---------	---------------	-----	--	-----------

911 Targa (996)

3.6

3596 ccm	235 kW	M 96.03	12.01 - 08.05	ALT	FROM: 08.04	6 PK 2115
----------	--------	---------	---------------	-----	-------------	-----------

911 (997)

3.6 Carrera

3596 ccm	239 kW	M 96.05	07.04 -	ALT		6 PK 2115
----------	--------	---------	---------	-----	--	-----------

3.6 Carrera 4

3596 ccm	239 kW	M 96.05	07.04 -	ALT		6 PK 2115
----------	--------	---------	---------	-----	--	-----------

3.6 GT 3

3600 ccm	305 kW	M 97.76	03.06 -	ALT	+ AC	6 PK 2260
				ALT	OE-NO.: 99610215193	6 PK 2260

3.6 GT 2

3600 ccm	390 kW	M 97.70S	09.07 -	ALT		6 PK 2285
----------	--------	----------	---------	-----	--	-----------

3.8 Carrera S

3824 ccm	261 kW	M 97.01	07.04 -	ALT		6 PK 2115
----------	--------	---------	---------	-----	--	-----------

3.8 Carrera 4S

3824 ccm	261 kW	M 97.01	07.04 -	ALT		6 PK 2115
----------	--------	---------	---------	-----	--	-----------



PORSCHE

911 Cabriolet (997)

3.6 Carrera

3596 ccm	239 kW	M 96.05	04.05 -	ALT		6 PK 2115
----------	--------	---------	---------	-----	--	-----------

3.6 Carrera 4

3596 ccm	239 kW	M 96.05	04.05 -	ALT		6 PK 2115
----------	--------	---------	---------	-----	--	-----------

3.8 Carrera S

3824 ccm	261 kW	M 97.01	04.05 -	ALT		6 PK 2115
----------	--------	---------	---------	-----	--	-----------

3.8 Carrera 4S

3824 ccm	261 kW	M 97.01	04.05 -	ALT		6 PK 2115
----------	--------	---------	---------	-----	--	-----------

911 Targa (997)

3.6 Carrera 4

3596 ccm	239 kW	M 96.05	07.06 -	ALT		6 PK 2115
----------	--------	---------	---------	-----	--	-----------

3.8 Carrera 4S

3824 ccm	261 kW	M 97.01	07.06 -	ALT		6 PK 2115
----------	--------	---------	---------	-----	--	-----------

928

4.5

4474 ccm	177 kW	M 28.01;M 28.02;M 28.09;M 28.10	09.77 - 08.82	AC-C	FROM MTR-NO: 8189379; MTR-CODE: M2801;M2802;M2809; + AUTO-TM; MOD: 928810;928910	AVX 13 x 1075
----------	--------	---------------------------------	---------------	------	--	---------------

	ALT					AVX 10 x 875
--	-----	--	--	--	--	--------------

	ALT	FROM: 01.82				4 PK 860
--	-----	-------------	--	--	--	----------

5.0 S

4957 ccm	200 kW	M 28.43;M 28.44	09.84 - 12.85	ALT		6 PK 858
----------	--------	-----------------	---------------	-----	--	----------

4.7 S

4664 ccm	221 kW	M 28.11;M 28.12	09.79 - 07.83	AC-C	FROM MTR-NO: 8189379; MTR-CODE: M2811;M2812;M2821; + AUTO-TM; MOD: 92A080;92B080	AVX 13 x 1075
----------	--------	-----------------	---------------	------	--	---------------

	ALT	UNTIL: 12.81				AVX 10 x 875
--	-----	--------------	--	--	--	--------------

	ALT	FROM: 01.82				4 PK 860
--	-----	-------------	--	--	--	----------

4.7 S

4664 ccm	228 kW	M 28.21;M 28.22	08.83 - 07.86	AC-C	FROM MTR-NO: 8189379; MTR-CODE: M2811;M2812;M2821; + AUTO-TM; MOD: 92A080;92B080	AVX 13 x 1075
----------	--------	-----------------	---------------	------	--	---------------

	ALT	FROM: 01.84; UNTIL: 12.84				5 PK 886
--	-----	---------------------------	--	--	--	----------

	ALT	FROM: 01.85				6 PK 858
--	-----	-------------	--	--	--	----------

	ALT	UNTIL: 12.83				4 PK 860
--	-----	--------------	--	--	--	----------

5.0 S

4957 ccm	212 kW	M 28.45;M 28.46	09.85 - 12.86	ALT	+ AUTO-TM	6 PK 870
----------	--------	-----------------	---------------	-----	-----------	----------

	ALT	MTR-CODE: 2841/42				6 PK 858
--	-----	-------------------	--	--	--	----------

5.0 S,S4

4957 ccm	235 kW	M 28.41;M 28.42	08.86 - 07.91	AC-C	MTR-CODE: M2841;M2842; MOD: 92HS84;92JS84;92KS84;CLUB SPORT	AVX 13 x 1075
----------	--------	-----------------	---------------	------	---	---------------

	ALT	FROM: 01.90; + AUTO-TM				6 PK 870
--	-----	------------------------	--	--	--	----------

	ALT	FROM: 01.90; + MAN-TM				6 PK 858
--	-----	-----------------------	--	--	--	----------

	ALT	UNTIL: 12.89				6 PK 858
--	-----	--------------	--	--	--	----------

5.0 S4 KAT

4957 ccm	235 kW	M 28.41;M 28.42	08.86 - 07.91	AC-C	MTR-CODE: M2841;M2842; MOD: 92HS84;92JS84;92KS84;CLUB SPORT	AVX 13 x 1075
----------	--------	-----------------	---------------	------	---	---------------

	ALT	FROM: 01.90; + AUTO-TM				6 PK 870
--	-----	------------------------	--	--	--	----------

	ALT	FROM: 01.90; + MAN-TM				6 PK 858
--	-----	-----------------------	--	--	--	----------

	ALT	UNTIL: 12.89				6 PK 858
--	-----	--------------	--	--	--	----------

5.0 GT

4957 ccm	243 kW	M 28.47	01.89 - 07.91	ALT	+ AUTO-TM	6 PK 870
----------	--------	---------	---------------	-----	-----------	----------

	ALT	+ MAN-TM				6 PK 858
--	-----	----------	--	--	--	----------

5.4 GTS

5397 ccm	257 kW	M 28.49;M 28.50	08.91 - 11.95	ALT	+ AUTO-TM	6 PK 870
----------	--------	-----------------	---------------	-----	-----------	----------

	ALT	+ MAN-TM				6 PK 858
--	-----	----------	--	--	--	----------

968

3.0

2990 ccm	176 kW	M 44.43;M 44.44	06.91 - 11.95	PS		AVX 10 x 950
----------	--------	-----------------	---------------	----	--	--------------

	ALT	- AC				6 PK 720
--	-----	------	--	--	--	----------

	ALT	+ AC				6 PK 1000
--	-----	------	--	--	--	-----------

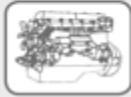
	BAL					ZRK 1298
--	-----	--	--	--	--	----------

3.0 Turbo S

2990 ccm	224 kW		03.93 - 11.95	PS		AVX 10 x 950
----------	--------	--	---------------	----	--	--------------

	ALT	- AC				6 PK 720
--	-----	------	--	--	--	----------

	ALT	+ AC				6 PK 1000
--	-----	------	--	--	--	-----------



PORSCHE

968

3.0 Turbo S

2990 ccm 224 kW 03.93 - 11.95 BAL ZRK 1298

968 Cabriolet

3.0

2990 ccm 176 kW M 44.43;M 44.44 06.91 - 11.95 PS
ALT - AC AVX 10 x 950
ALT + AC 6 PK 720
BAL 6 PK 1000
ZRK 1298

BOXSTER (986)

2.5

2480 ccm 150 kW M 96.20 09.96 - 08.99 ALT - AC 6 PK 1930
ALT + AC 6 PK 2115

2.7

2687 ccm 162 kW M 96.22 08.99 - 07.02 ALT - AC 6 PK 1930
ALT + AC 6 PK 2115

S 3.2

3179 ccm 185 kW M 96.21 08.99 - 07.02 ALT - AC 6 PK 1930
ALT + AC 6 PK 2115

BOXSTER (987)

2.7

2687 ccm 176 kW M 96.25 11.04 - ALT - AC 6 PK 1930
ALT + AC 6 PK 2115

2.7

2687 ccm 180 kW M 97.20 07.06 - ALT 6 PK 2115

S 3.2

3179 ccm 206 kW M 96.26 11.04 - ALT 6 PK 2115

S 3.4

3387 ccm 217 kW M 97.21 07.06 - ALT 6 PK 2115

S 3.4

3387 ccm 223 kW M 97.22 08.08 - ALT 6 PK 2115

CARRERA GT

5.7

5733 ccm 450 kW M 80.01 07.03 - ALT + AC 5 PK 1270

CAYENNE (955)

3.0 TDI

2967 ccm 176 kW M 05.9D 02.09 - ALT UNTIL: 05.10 6 PK 2475

CAYMAN (987)

2.7

2687 ccm 180 kW M 97.20 07.06 - ALT 6 PK 2115

S 3.4

3387 ccm 217 kW M 97.21 11.05 - ALT 6 PK 2115

S 3,4 Sport

3387 ccm 223 kW M 97.22 08.08 - ALT 6 PK 2115

PROTON

GEN 2 (CM_)

1.6

1597 ccm 82 kW S4PH 06.04 - ALT + AC; + PS 6 PK 1675

IMPIAN

1.6

1584 ccm 76 kW 4 G 18 P 09.01 - AC-C + AUTO-TM; + PS 5 PK 1080
AC-C + MAN-TM; + PS 5 PK 1070
AC-C + PS 5 PK 1080
ALT 5 PK 865
CAM ZRK 1072

PERSONA 300 (C9_M)

1.3

1298 ccm 55 kW 4 G 13 M 08.00 - ALT 4 PK 870
PS 4 PK 595



PROTON

PERSONA 300 (C9_M)

313i

1299 ccm	55 kW	G 13 B	03.96 -	CAM		ZRK 1156
				CAM		KT 1161

315 GLSi

1468 ccm	64 kW	G 15 B	09.96 -	ALT	MTR-CODE: 4G15M	4 PK 870
				PS	MTR-CODE: 4G15M	4 PK 595
				CAM		ZRK 1156
				CAM		KT 1161

315 GLi/GLSi

1468 ccm	66 kW	4 G 15 M	03.96 -	ALT	MTR-CODE: 4G15M	4 PK 870
				PS	MTR-CODE: 4G15M	4 PK 595
				CAM		ZRK 1156
				CAM		KT 1161

316 GLXi

1597 ccm	83 kW	4 G 92	03.96 -	ALT	MTR-CODE: 4G92	4 PK 780
				PS	MTR-CODE: 4G92; - AC	5 PK 950
				PS	MTR-CODE: 4G92; + AC	5 PK 1145
				CAM		ZRK 1207
				CAM		KT 1286

318 16V GTI

1834 ccm	99 kW	4 G 93 (DOHC)	03.96 -	ALT	FROM: 08.98	4 PK 780
				PS	FROM: 08.98	5 PK 1110

1.8 GTi

1834 ccm	103 kW	4 G 93 (DOHC)	08.00 -	ALT		4 PK 780
				PS		5 PK 1110

PERSONA 400 Hatchback (C9_C, C9_S)

1.3

1298 ccm	57 kW	4 G 13 M	10.05 -	ALT		4 PK 870
				PS		4 PK 595

413 GLSi

1299 ccm	55 kW	4 G 13	01.94 -	ALT	FROM: 03.96	4 PK 870
				PS	FROM: 03.96	4 PK 595
				CAM		ZRK 1156
				CAM		KT 1161

415 GLi/GLSi

1468 ccm	66 kW	4 G 15	01.94 -	ALT		4 PK 870
				PS		4 PK 595
				CAM		ZRK 1156
				CAM		KT 1161

1.5

1468 ccm	67 kW	4 G 15 M	10.05 -	ALT		4 PK 870
				PS		4 PK 595

416 i

1597 ccm	70 kW	4 G 92	12.95 -	ALT		4 PK 780
				PS	- AC	5 PK 950
				PS	FROM: 08.00; + AC	5 PK 1145
				CAM		ZRK 1207

416 GLXi

1597 ccm	83 kW	4 G 92	01.94 -	ALT		4 PK 780
				PS	- AC	5 PK 950
				CAM		ZRK 1207
				CAM		KT 1286

418 GLXi

1834 ccm	85 kW	4 G 93 (DOHC)	05.96 -	ALT	DOHC	4 PK 763
				ALT	SOHC	4 PK 780
				PS	- AC	5 PK 950
				CAM	SOHC	ZRK 1208

420 GLS D

1998 ccm	48 kW	4 D 68	05.96 -	PS		4 PK 635
				BAL		ZRK 1459
				CAM		ZRK 1198
				BAL		KT 1387
				CAM		KT 1274

420 D

1998 ccm	60 kW	4 D 68 T	09.96 -	PS		4 PK 635
----------	-------	----------	---------	----	--	----------



PROTON

PERSONA 400 Hatchback (C9_C, C9_S)

420 D

1998 ccm	60 kW	4 D 68 T	09.96 -	BAL		ZRK 1459
				CAM		ZRK 1198
				BAL		KT 1387
				CAM		KT 1274

PERSONA 400 (C9_S)

1.3

1298 ccm	57 kW	4 G 13 M	10.05 -	ALT		4 PK 870
				PS		4 PK 595

413

1299 ccm	55 kW		01.94 -	ALT	FROM: 03.96	4 PK 870
				PS	FROM: 03.96	4 PK 595
				CAM		ZRK 1156
				CAM		KT 1161

415 GLi/GLSi

1468 ccm	66 kW	4 G 15	01.94 -	ALT	MTR-CODE: 4G15M	4 PK 870
				PS	MTR-CODE: 4G15M	4 PK 595
				CAM		ZRK 1156
				CAM		KT 1161

1.5

1468 ccm	67 kW	4 G 15 M	05.95 -	ALT		4 PK 870
				PS		4 PK 595

416

1597 ccm	70 kW	4 G 92	08.00 -	ALT		4 PK 780
				PS	- AC	5 PK 950
				PS	+ AC	5 PK 1145

416 GLXi

1597 ccm	83 kW	4 G 92	01.94 -	ALT		4 PK 780
				PS	- AC	5 PK 950
				PS	+ AC	5 PK 1145
				CAM		ZRK 1207
				CAM		KT 1286

418

1834 ccm	85 kW	4 G 93 (DOHC)	05.96 -	ALT	DOHC	4 PK 763
				ALT	SOHC	4 PK 780
				PS	- AC	5 PK 950
				CAM	SOHC	ZRK 1208

420 GLS D

1998 ccm	48 kW	4 D 68	05.96 -	PS	MTR-CODE: 4D68;4D68T	4 PK 635
				BAL		ZRK 1459
				CAM		ZRK 1198
				BAL		KT 1387
				CAM		KT 1274

420 TD

1998 ccm	60 kW	4 D 68 T	09.96 -	PS		4 PK 635
				BAL		ZRK 1459
				CAM		ZRK 1198
				BAL		KT 1387
				CAM		KT 1274

SAGA Hatchback

1.3 GLS

1298 ccm	50 kW		10.88 - 06.91	ALT		4 PK 870
				PS		4 PK 595

1.3 GLS 12V

1298 ccm	50 kW	4 G 13	01.91 - 06.96	ALT		4 PK 870
				PS		4 PK 595

1.5 GLS 12V

1468 ccm	55 kW	4 G 15	01.91 - 06.96	ALT		4 PK 870
				PS		4 PK 595

1.5 GLS

1468 ccm	55 kW		10.88 - 06.91	ALT		4 PK 870
				PS		4 PK 595



PROTON

SAGA Stufenheck

1.3 GLE

1298 ccm	50 kW	4 G 13	10.88 - 06.91	ALT		4 PK 870
				PS		4 PK 595

1.3 GLE 12V

1298 ccm	50 kW	4 G 13	01.91 - 06.96	ALT		4 PK 870
				PS		4 PK 595

1.5 GLE

1468 ccm	55 kW		10.88 - 06.91	ALT		4 PK 870
				PS		4 PK 595

1.5 GLE 12V

1468 ccm	55 kW	4 G 15	01.91 - 06.96	ALT		4 PK 870
				PS		4 PK 595

SATRIA (C9_M)

1.3

1298 ccm	55 kW	4 G 13 M	08.00 -	ALT		4 PK 870
				PS		4 PK 595

1.5

1468 ccm	64 kW	4 G 15	07.00 -	ALT		4 PK 870
				PS		4 PK 595
				CAM		ZRK 1156
				CAM		KT 1161

1.8 GTi

1834 ccm	103 kW	4 G 93 (DOHC)	08.00 -	ALT		4 PK 780
				PS		5 PK 1110

WIRA

1.3

1298 ccm	55 kW	4 G 13	08.00 -	ALT		4 PK 870
				PS		4 PK 595
				CAM		ZRK 1156
				CAM		KT 1161

1.3

1298 ccm	57 kW	4 G 13 M	10.05 -	ALT		4 PK 870
				PS		4 PK 595

1.5

1468 ccm	64 kW	4 G 15	08.00 -	ALT		4 PK 870
				PS		4 PK 595
				CAM		ZRK 1156
				CAM		KT 1161

1.5

1468 ccm	67 kW	4 G 15 M	10.05 -	ALT		4 PK 870
				PS		4 PK 595

1.6

1597 ccm	70 kW	4 G 92	08.00 -	ALT		4 PK 780
				PS	- AC	5 PK 950
				PS	+ AC	5 PK 1145

WIRA Hatchback

1.3

1298 ccm	55 kW	4 G 13	08.00 -	ALT		4 PK 870
				PS		4 PK 595
				CAM		ZRK 1156
				CAM		KT 1161

1.3

1298 ccm	57 kW	4 G 13 M	10.05 -	ALT		4 PK 870
				PS		4 PK 595

1.5

1468 ccm	64 kW	4 G 15 M	08.00 -	ALT		4 PK 870
				PS		4 PK 595
				CAM		ZRK 1156
				CAM		KT 1161

1.5

1468 ccm	67 kW	4 G 15 M	10.05 -	ALT		4 PK 870
				PS		4 PK 595



PUCH

G-MODELL (W 461)

230 GE

2298 ccm	92 kW	M 102.996	06.93 -	ALT	+ AC	6 PK 2245
				ALT	UNTIL: 07.00; + PS; - AC	6 PK 1855

290 GD/G 290 D

2874 ccm	70 kW	OM 602.942	04.92 -	ALT	FROM: 09.92; FROM CHA-NO.: 000160; MTR-CODE: 602947; - AC	6 PK 2080
				ALT	FROM: 09.92; FROM CHA-NO.: 000160; MTR-CODE: 602947; + AC	6 PK 2155
				ALT	FROM: 09.92; FROM CHA-NO.: 000455; MTR-CODE: 602942; - AC	6 PK 2080
				ALT	FROM: 09.92; FROM CHA-NO.: 000455; MTR-CODE: 602942; + AC	6 PK 2155
				ALT	FROM: 09.92; FROM CHA-NO.: 000720; MTR-CODE: 602946; - AC	6 PK 2080
				ALT	FROM: 09.92; FROM CHA-NO.: 000720; MTR-CODE: 602946; + AC	6 PK 2155
				ALT	FROM: 09.92; UNTIL CHA-NO.: 000159; MTR-CODE: 602947; - AC	6 PK 2030
				ALT	FROM: 09.92; UNTIL CHA-NO.: 000159; MTR-CODE: 602947; + AC	6 PK 2100
				ALT	FROM: 09.92; UNTIL CHA-NO.: 000454; MTR-CODE: 602942; - AC	6 PK 2030
				ALT	FROM: 09.92; UNTIL CHA-NO.: 000454; MTR-CODE: 602942; + AC	6 PK 2100
				ALT	FROM: 09.92; UNTIL CHA-NO.: 000719; MTR-CODE: 602946; - AC	6 PK 2030
				ALT	FROM: 09.92; UNTIL CHA-NO.: 000719; MTR-CODE: 602946; + AC	6 PK 2100

G 290 TD

2874 ccm	88 kW	OM 602.983	07.97 -	ALT	- AC	6 PK 2080
				ALT	+ AC	6 PK 2155

G-MODELL (W 463)

230 GE

2298 ccm	93 kW	M 102.989	06.90 -	ALT	+ AC	6 PK 2245
				ALT	+ PS; - AC	6 PK 1855

300 GE

2960 ccm	125 kW	M 103.987	06.90 -	ALT	+ AC	6 PK 2360
				ALT	+ AUTO-TM; - AC	6 PK 2260
				ALT	+ MAN-TM; - AC	6 PK 2176

G 320

3199 ccm	155 kW	M 104.996	09.94 -	ALT	FROM MTR-NO: 002384; - AC	6 PK 2120
				ALT	FROM MTR-NO: 002384; + AC	6 PK 2380
				ALT	UNTIL MTR-NO: 002383; - AC	6 PK 2140
				ALT	UNTIL MTR-NO: 002383; + AC	6 PK 2415

G 500

4966 ccm	218 kW	M 113.962	04.98 -	ALT	FROM CHA-NO.: 144226	6 PK 2380
				ALT	UNTIL CHA-NO.: 144225	6 PK 2390

300 GD

2996 ccm	83 kW	OM 603.931	09.89 -	ALT	- AC	6 PK 2055
				ALT	+ AC	6 PK 2120

350 G Turbo D

3449 ccm	100 kW	OM 603.972	09.91 -	ALT	FROM: 06.92; FROM MTR-NO: 002098; - AC	6 PK 2080
				ALT	FROM: 06.92; FROM MTR-NO: 002098; + AC	6 PK 2155
				ALT	FROM: 06.92; UNTIL MTR-NO: 002097; - AC	6 PK 2030
				ALT	FROM: 06.92; UNTIL MTR-NO: 002097; + AC	6 PK 2100

RENAULT

AVANTIME (DE0_)

2.0 16V Turbo (DE0U, DE0V)

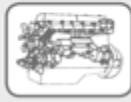
1998 ccm	120 kW	F4R 760;F4R 761	11.01 - 05.03	ALT		6 PK 1795
				CAM		ZRK 1475
				CAM		KT 1409

3.0 V6 (DE04, DE0T)

2946 ccm	152 kW	L7X 720;L7X 721	09.01 - 05.03	ALT		6 PK 1580
				CAM		ZRK 1703

2.2 dCi (DE01)

2188 ccm	110 kW	G9T 712	05.02 - 05.03	ALT		6 PK 1775
----------	--------	---------	---------------	-----	--	------------------



RENAULT

AVANTIME (DE0_)

2.2 dCi (DE01)

2188 ccm	110 kW	G9T 712	05.02 - 05.03	CAM		ZRK 1462
				CAM	MTR-CODE: G9T710;712	KT 1392

CLIO I (B/C57_, 5/357_)

1.1

1108 ccm	34 kW	C1E 700	01.91 - 09.98	ALT		AVX 10 x 1140
----------	-------	---------	---------------	-----	--	---------------

1.2 (5/357Y, 5/357K)

1149 ccm	40 kW	D7F 730	01.96 - 09.98	ALT		AVX 10 x 685
				ALT		AVX 10 x 690
				ALT	+ PS	AVX 10 x 690
				AC-C	FROM: 05.96	5 PK 905
				ALT	FROM: 05.96	4 PK 735
				PS	FROM: 05.96	5 PK 880
				CAM		ZRK 1103
				CAM		KT 1126
				W-P; CAM		KT 1126 W1

1.2 (5/357Y, 5/357K)

1149 ccm	43 kW	D7F 730	01.96 - 09.98	AC-C	FROM: 05.96	5 PK 905
				ALT	FROM: 05.96	4 PK 735
				PS	FROM: 05.96	5 PK 880
				CAM		ZRK 1103
				CAM		KT 1126
				W-P; CAM		KT 1126 W1

1.2 (B/C57R)

1171 ccm	40 kW	E7F 706	01.91 - 01.96	ALT		AVX 10 x 685
				AC-C	- PS	4 PK 1075
				ALT	+ AC; - PS	3 PK 715
				ALT	+ AC; + PS	3 PK 715
				ALT	+ PS; - AC; UNTIL: 06.91	3PK 705
				PS	- AC	3 PK 815
				PS	+ AC	4 PK 1218
				CAM		ZRK 1106
				CAM		KT 1018
				W-P; CAM		KT 1018 W2

1.2 (B/C/S57A, B/C57S, 5/357F, 5/357J, 5/357L, 5/357R)

1171 ccm	43 kW	E7F 700;E7F 708;E7F 750	05.90 - 09.98	ALT	- AC	AVX 10 x 685
				AC-C	- PS	4 PK 1075
				ALT	- AC; + PS; UNTIL: 06.91	3PK 705
				ALT	+ AC; - PS	3 PK 715
				ALT	+ AC; + PS	3 PK 715
				PS	- AC	3 PK 815
				PS	+ AC	4 PK 1218
				CAM		ZRK 1106
				CAM		KT 1018
				W-P; CAM		KT 1018 W2

1.2 (B/C/S572)

1171 ccm	44 kW	E5F 710	05.90 - 03.96	AC-C	- PS	4 PK 1075
				ALT	- AC; + PS; UNTIL: 06.91	3PK 705
				ALT	+ AC; - PS	3 PK 715
				ALT	+ AC; + PS	3 PK 715
				PS	- AC	3 PK 815
				PS	+ AC	4 PK 1218
				CAM		ZRK 1106
				CAM		KT 1018
				W-P; CAM		KT 1018 W2

1.4 (B57J, C57J)

1390 ccm	55 kW	E7J 756;E7J 757	01.91 - 09.98	AC-C	FROM: 05.96; MTR-CODE: E6J760; - PS	4 PK 1075
				AC-C	MTR-CODE: E6J712;E6J713; - PS	4 PK 1075
				AC-C	MTR-CODE: E6J712;E6J713; + PS	4 PK 1218
				ALT	- AC; + PS; UNTIL: 06.91	3PK 705
				ALT	FROM: 05.96; MTR-CODE: E6J760; + AC	3 PK 715
				ALT	MTR-CODE: E6J712;E6J713; + AC; - PS	3 PK 715
				ALT	MTR-CODE: E6J712;E6J713; + AC; + PS	3 PK 715
				PS	FROM: 05.96; MTR-CODE: E6J760; - AC	3 PK 775
				PS	FROM: 05.96; MTR-CODE: E6J760; + AC	4 PK 1218
				PS	MTR-CODE: E6J712;E6J713; OE-NO.: 7700271218; - AC	3 PK 775



RENAULT

CLIO I (B/C57_, 5/357_)

1.4 (B57J, C57J)

1390 ccm	55 kW	E7J 756;E7J 757	01.91 - 09.98	PS	MTR-CODE: E6J712;E6J713; OE-NO.: 7700850028; - AC	3 PK 815
				CAM		ZRK 1106
				CAM		KT 1018
				W-P; CAM		KT 1018 W2

1.4 (B/C57T, B/C57Y)

1390 ccm	58 kW	E7J 601;E7J 718;E7J 719;E7J 754	01.91 - 09.98	ALT	- AC	AVX 10 x 685
				AC-C	- PS	4 PK 1075
				AC-C	+ PS	4 PK 1218
				ALT	- AC; + PS; UNTIL: 06.91	3PK 705
				ALT	+ AC; - PS	3 PK 715
				ALT	+ AC; + PS	3 PK 715
				PS	OE-NO.: 7700271218; - AC	3 PK 775
				PS	OE-NO.: 7700850028; - AC	3 PK 815
				CAM		ZRK 1106
				CAM		KT 1018
				W-P; CAM		KT 1018 W2

1.4

1390 ccm	59 kW	E7J 710;E7J 711	01.91 - 09.98	AC-C	- PS	4 PK 1075
				AC-C	+ PS	4 PK 1218
				ALT	+ AC; - PS	3 PK 715
				ALT	+ AC; + PS	3 PK 715
				PS	OE-NO.: 7700271218; - AC	3 PK 775
				PS	OE-NO.: 7700850028; - AC	3 PK 815
				CAM		ZRK 1106
				CAM		KT 1018

1.7 (B/C574)

1721 ccm	68 kW	F2N 770	01.91 - 12.93	ALT	- AC; - PS	5 PK 850
				ALT	+ AC	6 PK 1190
				ALT	+ PS; - AC	6 PK 1100
				CAM		ZRK 1276
				CAM		KT 1010

1.8 (B/C57C, B/C57U)

1794 ccm	65 kW	F3P 710;F3P 714	01.91 - 09.98	ALT	- AC	6 PK 1100
				ALT	+ AC	6 PK 1695
				CAM		ZRK 1276
				CAM		KT 1010

1.8 (B/C578)

1794 ccm	66 kW	F3P 754;F3P 755	08.94 - 09.98	CAM		ZRK 1276
				CAM		KT 1010

1.8

1794 ccm	70 kW	F3P 710	01.91 - 09.98	ALT	+ AC	6 PK 1695
				ALT	FROM: 01.93; MTR-CODE: F3P710;F3P712; + AC	6 PK 1165
				ALT	MTR-CODE: F3P710; - AC	6 PK 1100
				ALT	MTR-CODE: F3P710;F3P712; - AC; - PS	5 PK 850
				ALT	MTR-CODE: F3P710;F3P712; + PS; - AC	6 PK 1100
				ALT	UNTIL: 12.92; MTR-CODE: F3P710;F3P712; + AC	6 PK 1190
				CAM		ZRK 1276

1.8 Rsi (B/C57H)

1783 ccm	79 kW	F3P 758	08.95 - 09.98	CAM		ZRK 1276
				CAM		KT 1010

1.8 Rsi (B/C579)

1794 ccm	80 kW	F3P 712	01.93 - 08.95	ALT	- AC; - PS	5 PK 850
				ALT	+ AC	6 PK 1165
				ALT	+ PS; - AC	6 PK 1100
				CAM		ZRK 1276
				CAM		KT 1010

1.8 16V (C57D)

1764 ccm	99 kW	F7P 722	01.91 - 03.96	ALT		6 PK 1010
				CAM		ZRK 1018

Williams (B/C57M)

1998 ccm	108 kW	F7R 700	01.94 - 09.98	ALT		6 PK 1010
				CAM	UNTIL: 12.95	ZRK 1018

1.9 D

1870 ccm	40 kW	F8Q 678	01.97 - 09.98	CAM		ZRK 1436
----------	-------	---------	---------------	-----	--	----------



RENAULT

CLIO I (B/C57_, 5/357_)

1.9 D						
1870 ccm	40 kW	F8Q 678	01.97 - 09.98	CAM		KT 1129
1.9 D (B/C/S576, B/C/S57L)						
1870 ccm	47 kW	F8Q 730;F8Q 732	01.91 - 09.98	ALT	FROM: 04.94	6 PK 894
				ALT	UNTIL: 04.94	6 PK 900
				CAM	FROM: 10.96	ZRK 1436
				CAM	UNTIL: 09.96	ZRK 1145
				CAM	FROM: 10.96	KT 1129
				CAM	UNTIL: 09.96	KT 1059

CLIO I Kasten (S57_)

1.2						
1171 ccm	40 kW	E7F 706	01.91 - 09.98	AC-C	MOD: Van; - PS	4 PK 1075
				ALT	MOD: Van; + AC; - PS	3 PK 715
				ALT	MOD: Van; + AC; + PS	3 PK 715
				PS	MOD: Van; - AC	3 PK 815
				PS	MOD: Van; + AC	4 PK 1218
				CAM		ZRK 1106
				CAM		KT 1018
1.2						
1171 ccm	44 kW	E7F 750	01.91 - 09.98	PS	FROM: 06.94; MTR-CODE: E7F708; MOD: Van; - AC	3 PK 775
				CAM		ZRK 1106
				CAM		KT 1018
1.9 RND						
1870 ccm	40 kW	F8Q 678	04.96 - 02.98	ALT	MOD: Van; - PS	6 PK 900
				ALT	MOD: Van; + PS	6 PK 894
				CAM		ZRK 1145
				CAM		KT 1059

1.9 D						
1870 ccm	48 kW	F8Q 730;F8Q 732	01.91 - 09.98	ALT	FROM: 04.94; MOD: Van	6 PK 894
				ALT	UNTIL: 04.94; MOD: Van	6 PK 900
				CAM	FROM: 09.96	ZRK 1436
				CAM	UNTIL: 09.96	ZRK 1145
				CAM		KT 1129
				CAM	UNTIL: 09.96	KT 1059

CLIO II (BB0/1/2_, CB0/1/2_)

1.2 (BB0A, BB0F, BB10, BB1K, BB28, BB2D, BB2H, CB0A...)

1149 ccm	43 kW	D7F 720;D7F 726;D7F 746;D7F 764;D7F 766	09.98 -	AC-C	FROM: 04.00; MTR-CODE: D7F720;D7F726;D7F746; - PS	4 PK 925
				AC-C	FROM: 04.00; MTR-CODE: D7F720;D7F726;D7F746; + PS	4 PK 1540
				AC-C	MTR-CODE: D7F722; - PS	5 PK 905
				AC-C	MTR-CODE: D7F722; + PS	5 PK 1515
				AC-C	MTR-CODE: D7F766	4 PK 925
				AC-C	UNTIL: 04.00; MTR-CODE: D7F720;D7F726;D7F746; - PS	5 PK 905
				AC-C	UNTIL: 04.00; MTR-CODE: D7F720;D7F726;D7F746; + PS	5 PK 1515
				ALT	FROM: 04.00; MTR-CODE: D7F720;D7F726;D7F746	3 PK 740
				ALT	FROM: 09.01; MTR-CODE: D7F764	3 PK 740
				ALT	MTR-CODE: D7F722	4 PK 735
				ALT	MTR-CODE: D7F744	3 PK 740
				ALT	MTR-CODE: D7F764	3 PK 740
				ALT	MTR-CODE: D7F766; - PS	3 PK 740
				ALT	MTR-CODE: D7F766; + AC; + PS	4 PK 1540
				ALT	UNTIL: 04.00; MTR-CODE: D7F720;D7F726;D7F746	4 PK 735
				PS	FROM: 04.00; MTR-CODE: D7F720;D7F726;D7F746	4 PK 905
				PS	FROM: 09.01; MTR-CODE: D7F764	4 PK 905
				PS	MTR-CODE: D7F722	5 PK 880
				PS	MTR-CODE: D7F744	4 PK 905
				PS	MTR-CODE: D7F764	4 PK 905
				PS	UNTIL: 04.00; MTR-CODE: D7F720;D7F726;D7F746	5 PK 880
				CAM		ZRK 1103
				CAM		KT 1126



RENAULT

CLIO II (BB0/1/2_, CB0/1/2_)

1.2 (BB0A, BB0F, BB10, BB1K, BB28, BB2D, BB2H, CB0A...)

1149 ccm	43 kW	D7F 720;D7F 726;D7F 746;D7F 764;D7F 766	09.98 -	W-P; CAM	UNTIL: 12.03	KT 1126 W1
----------	-------	---	---------	----------	--------------	------------

1.2 (BB0A, CB0A)

1149 ccm	44 kW	D7F 722	03.99 -	AC-C	- PS	5 PK 905
				AC-C	+ PS	5 PK 1515
				ALT		4 PK 735
				PS		5 PK 880
				W-P; CAM		KT 1126 W1

1.2

1149 ccm	55 kW		06.01 -	AC-C	- PS	4 PK 925
				AC-C	+ PS	4 PK 1540
				ALT	OE-NO.: 8200041848	3 PK 750
				ALT	OE-NO.: 8200065601	3 PK 740
				PS		4 PK 905
				CAM		ZRK 1427
				CAM		KT 1252
				CAM		KT 1252 W1

1.2 16V (BB05, BB0W, BB11, BB27, BB2T, BB2U, BB2V, CB05...)

1149 ccm	55 kW	D4F 706;D4F 712;D4F 714;D4F 722;D4F 728	06.01 -	AC-C	- PS	4 PK 925
				AC-C	+ PS	4 PK 1540
				ALT	OE-NO.: 8200041848	3 PK 750
				ALT	OE-NO.: 8200065601	3 PK 740
				PS		4 PK 905
				CAM		ZRK 1427
				CAM		KT 1252
				CAM	MTR-CODE: D4F712	KT 1252 W1

1.4 (B/CB0C)

1390 ccm	55 kW	E7J 780	09.98 -	ALT		3 PK 1040
				ALT	MTR-CODE: E7J634;E7J635; - AC	5 PK 1110
				ALT	MTR-CODE: E7J634;E7J635; + AC	5 PK 1750
				ALT	MTR-CODE: K7J700; - AC	5 PK 1110
				ALT	MTR-CODE: K7J700; + AC	6 PK 1751
				PS	- AC	4 PK 995
				PS	+ AC	4 PK 1237
				CAM		ZRK 1317
				CAM		KT 1128
				W-P; CAM		KT 1128 W1

1.4 16V (B/CB0L)

1390 ccm	70 kW	K4J 712;K4J 713	10.99 -	ALT	- AC	5 PK 1110
				ALT	+ AC	6 PK 1751
				CAM		ZRK 1470
				CAM		KT 1406
				W-P; CAM		KT 1406 W1

1.4 16V (B/CB0P)

1390 ccm	72 kW	K4J 710;K4J 711;K4J 712;K4J 713	08.00 -	ALT	FROM: 04.04; MTR-CODE: K4J710;K4J711; + AC	5 PK 1200
				ALT	FROM: 06.01; MTR-CODE: K4J712;K4J713; + AC	5 PK 1750
				ALT	FROM: 11.03; MTR-CODE: K4J710;K4J711; - AC	5 PK 1110
				ALT	FROM: 11.03; UNTIL: 04.04; MTR-CODE: K4J710;K4J711; + AC	5 PK 1750
				ALT	MTR-CODE: K4J712;K4J713; - AC	5 PK 1110
				ALT	UNTIL: 06.01; MTR-CODE: K4J712;K4J713; + AC	6 PK 1751
				CAM		ZRK 1470
				CAM		KT 1406
				W-P; CAM		KT 1406 W1

1.6 (B/CB0D)

1598 ccm	66 kW	K7M 744;K7M 745	09.98 -	ALT	MTR-CODE: K7M744;K7M745	3 PK 1040
				ALT	MTR-CODE: K7M746; - AC	5 PK 1110
				ALT	MTR-CODE: K7M746; + AC	6 PK 1751
				PS	MTR-CODE: K7M744;K7M745; - AC	4 PK 995
				PS	MTR-CODE: K7M744;K7M745; + AC	4 PK 1237
				CAM		ZRK 1317
				CAM		KT 1128
				W-P; CAM		KT 1128 W2



RENAULT

CLIO II (BB0/1/2_, CB0/1/2_)

1.6 16V (BB01, BB0H, BB0T, BB14, BB1D, BB1R, BB2KL...)

1598 ccm	79 kW	K4M 708;K4M 740;K4M 742;K4M 743;K4M 744;K4M 745;K4M 748	09.98 -	ALT	FROM: 03.99; MTR-CODE: K4M748; - AC	5 PK 1110
				ALT	FROM: 03.99; MTR-CODE: K4M748; + AC	5 PK 1750
				ALT	FROM: 04.02; MTR-CODE: K4M740; + AC	5 PK 1750
				ALT	FROM: 04.04; MTR-CODE: K4M744;K4M745; + AC	5 PK 1200
				ALT	FROM: 06.01; MTR-CODE: K4M740; - AC	5 PK 1110
				ALT	FROM: 06.01; MTR-CODE: K4M742;K4M743; - AC	5 PK 1110
				ALT	FROM: 06.01; MTR-CODE: K4M742;K4M743; + AC	5 PK 1750
				ALT	FROM: 06.01; UNTIL: 04.02; MTR-CODE: K4M740; + AC	6 PK 1751
				ALT	FROM: 08.04; MTR-CODE: K4M740; - AC	5 PK 1110
				ALT	FROM: 08.04; MTR-CODE: K4M740; + AC	5 PK 1750
				ALT	FROM: 09.01; MTR-CODE: K4M708; + AC	5 PK 1750
				ALT	FROM: 09.99; MTR-CODE: K4M708; - AC	5 PK 1110
				ALT	FROM: 09.99; UNTIL: 09.01; MTR-CODE: K4M708; + AC	6 PK 1751
				ALT	FROM: 11.03; MTR-CODE: K4M744;K4M745; - AC	5 PK 1110
				ALT	FROM: 11.03; UNTIL: 04.04; MTR-CODE: K4M744;K4M745; + AC	5 PK 1750
				CAM		ZRK 1470
				CAM		KT 1406
				CAM		KT 1406 W1

2.0 16V Sport (CB0M)

1998 ccm	124 kW	F4R 730	02.00 -	ALT	FROM: 09.01; MTR-CODE: F4R736; - AC	6 PK 1130
				ALT	FROM: 09.01; MTR-CODE: F4R736; + AC	6 PK 1660
				ALT	MTR-CODE: F4R730; - AC	6 PK 1130
				ALT	MTR-CODE: F4R730; + AC	6 PK 1660
				ALT	MTR-CODE: F4R732	6 PK 1660
				CAM		ZRK 1183
				CAM	FROM: 04.01	KT 1312
				CAM	UNTIL: 03.01	KT 1315

2.0 16V Sport

1998 ccm	132 kW	F4R 738	01.04 -	ALT	- AC	6 PK 1130
				ALT	+ AC	6 PK 1660
				CAM		ZRK 1183
				CAM		KT 1312

3.0 V6 Sport (CB1A)

2946 ccm	166 kW	L7X 760	11.00 -	ALT	FROM: 06.01	6 PK 1580
				CAM		ZRK 1703

3.0 V6 Sport (CB1H, CB1U, CB2S)

2946 ccm	187 kW	L7X 762	12.02 -	ALT	FROM: 05.04	6 PK 1590
				ALT	FROM: 08.03; UNTIL: 05.04; MTR-CODE: L7X762	6 PK 1580
				ALT	MTR-CODE: L7X760;L7X762	6 PK 1580
				CAM		ZRK 1703

1.5 dCi (B/CB3M)

1461 ccm	47 kW	K9K 740	06.05 -	ALT	+ AC	6 PK 1205
				ALT	FROM: 01.08; - AC	6 PK 1130
				ALT	UNTIL: 12.07; - AC	6 PK 1205
				CAM		ZRK 1325
				W-P; CAM		KT 1368 W2

1.5 dCi (B/CB07)

1461 ccm	48 kW	K9K 700;K9K 704	06.01 -	ALT	FROM: 01.05; MTR-CODE: K9K700; + AC	6 PK 1205
				ALT	FROM: 03.04; MTR-CODE: K9K700; - AC	5 PK 1130
				ALT	FROM: 03.04; UNTIL: 01.05; MTR-CODE: K9K700; + AC	5 PK 1200
				ALT	MTR-CODE: K9K700; - AC	5 PK 1130
				ALT	MTR-CODE: K9K700; + AC	5 PK 1200
				ALT	MTR-CODE: K9K704; - AC	5 PK 1130
				ALT	MTR-CODE: K9K704; + AC	5 PK 1200
				CAM		ZRK 1325
				CAM	UNTIL: 08.03	KT 1368
				W-P; CAM	FROM: 04.04	KT 1368 W2
				W-P; CAM	UNTIL: 04.04	KT 1368 W1

1.5 dCi

1461 ccm	50 kW	K9K 714	08.04 -	ALT	- AC	5 PK 1130
				ALT	+ AC	6 PK 1205



RENAULT

CLIO II (BB0/1/2_, CB0/1/2_)

1.5 dCi

1461 ccm	50 kW	K9K 714	08.04 -	CAM W-P; CAM	ZRK 1325 KT 1368 W2
----------	-------	---------	---------	-----------------	------------------------

1.5 dCi (B/CB03)

1461 ccm	59 kW	K9K 702	06.01 -	ALT - AC ALT + AC CAM W-P; CAM	5 PK 1130 5 PK 1200 ZRK 1325 KT 1368 W1
----------	-------	---------	---------	---	--

1.5 dCi (B/CB08)

1461 ccm	60 kW	K9K 702	06.01 -	ALT FROM: 01.05; + AC ALT FROM: 11.03; - AC ALT FROM: 11.03; UNTIL: 01.05; + AC CAM CAM UNTIL: 08.03 W-P; CAM FROM: 04.04 W-P; CAM UNTIL: 04.04	6 PK 1205 5 PK 1130 5 PK 1200 ZRK 1325 KT 1368 KT 1368 W2 KT 1368 W1
----------	-------	---------	---------	---	--

1.5 dCi

1461 ccm	74 kW	K9K 712	01.04 -	ALT - AC ALT FROM: 01.05; + AC ALT UNTIL: 01.05; + AC CAM W-P; CAM FROM: 04.04 W-P; CAM UNTIL: 04.04	5 PK 1130 6 PK 1205 5 PK 1200 ZRK 1325 KT 1368 W2 KT 1368 W1
----------	-------	---------	---------	---	---

1.5 dCi (B/CB3N)

1461 ccm	62 kW	K9K 718	02.07 -	ALT + AC ALT FROM: 01.08 ALT UNTIL: 12.07 CAM W-P; CAM	6 PK 1205 6 PK 1130 6 PK 1205 ZRK 1325 KT 1368 W2
----------	-------	---------	---------	--	---

1.9 D (B/CB0E)

1870 ccm	47 kW	F8Q 630	09.98 -	ALT - AC; - PS ALT + AC ALT + PS; - AC CAM CAM CAM	6 PK 894 6 PK 1190 6 PK 1400 ZRK 1436 KT 1129 KT 1342
----------	-------	---------	---------	---	--

1.9 D (B/CB0J)

1870 ccm	48 kW	F8Q 632	02.00 -	ALT - AC; - PS ALT + AC ALT + PS; - AC CAM CAM CAM	6 PK 894 6 PK 1190 6 PK 1400 ZRK 1436 KT 1129 KT 1342
----------	-------	---------	---------	---	--

1.9 dTi (B/CB0U)

1870 ccm	59 kW	F9Q 780	12.99 -	ALT FROM: 06.01; MTR-CODE: F9Q782 ALT FROM: 06.01; MTR-CODE: F9Q782; + AC ALT FROM: 11.03; MTR-CODE: F9Q782; - AC ALT FROM: 11.03; MTR-CODE: F9Q782; + AC ALT MTR-CODE: F9Q780; - AC ALT MTR-CODE: F9Q780; + AC CAM CAM CAM	6 PK 1130 6 PK 1210 6 PK 1130 6 PK 1210 6 PK 1130 6 PK 1210 ZRK 1069 KT 1247 KT 1493
----------	-------	---------	---------	---	--

CLIO II Kasten (SB0/1/2_)

1.1 (SB0A, SB0F, SB1K, SB2D)

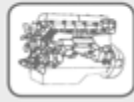
1149 ccm	43 kW	D7F 720;D7F 726;D7F 746	09.98 -	CAM CAM	ZRK 1103 KT 1126
----------	-------	-------------------------	---------	------------	---------------------

1.2 (SB0A, SB0F, SB10)

1149 ccm	44 kW	D7F 722;D7F 726;D7F 746	03.99 -	AC-C FROM: 06.01; MOD: Van; - PS AC-C FROM: 06.01; MOD: Van; + PS ALT FROM: 06.01; MOD: Van PS FROM: 06.01; MOD: Van	4 PK 925 4 PK 1540 3 PK 740 4 PK 905
----------	-------	-------------------------	---------	---	---

1.5 dCi (SB07)

1461 ccm	48 kW	K9K 700;K9K 704	06.01 -	ALT MOD: Van; - AC ALT MOD: Van; + AC CAM	5 PK 1130 5 PK 1200 ZRK 1325
----------	-------	-----------------	---------	---	------------------------------------



RENAULT

CLIO II Kasten (SB0/1/2_)

1.5 dCi (SB07)

1461 ccm	48 kW	K9K 700;K9K 704	06.01 -	CAM	UNTIL: 08.03	KT 1368
				W-P; CAM	FROM: 04.04	KT 1368 W2
				W-P; CAM	UNTIL: 04.04	KT 1368 W1

1.5 dCi

1461 ccm	59 kW	K9K 702	06.01 -	ALT	MOD: Van; - AC	5 PK 1130
				ALT	MOD: Van; + AC	5 PK 1200

1.5 dCi

1461 ccm	60 kW	K9K 702;K9K 710;K9K 716	11.03 -	ALT	FROM: 01.05; MTR-CODE: K9K710; MOD: Van; + AC	6 PK 1205
				ALT	FROM: 08.04; MTR-CODE: K9K716; MOD: Van; - AC	5 PK 1130
				ALT	FROM: 08.04; MTR-CODE: K9K716; MOD: Van; + AC	6 PK 1205
				ALT	MTR-CODE: K9K700;K9K702; MOD: Van; - AC	5 PK 1130
				ALT	MTR-CODE: K9K700;K9K702; MOD: Van; + AC	5 PK 1200
				ALT	MTR-CODE: K9K710; MOD: Van; - AC	5 PK 1130
				ALT	UNTIL: 01.05; MTR-CODE: K9K710; MOD: Van; + AC	5 PK 1200

1.9 D (SB0E)

1870 ccm	47 kW	F8Q 630	09.98 -	ALT	MOD: Van; - AC; - PS	6 PK 894
				ALT	MOD: Van; + AC	6 PK 1190
				ALT	MOD: Van; + PS; - AC	6 PK 1400
				CAM		ZRK 1436
				CAM		KT 1129
				CAM		KT 1342

1.9 D (SB0J)

1870 ccm	48 kW	F8Q 632	02.00 -	ALT	MOD: Van; - AC; - PS	6 PK 894
				ALT	MOD: Van; + AC	6 PK 1190
				ALT	MOD: Van; + PS; - AC	6 PK 1400

1.9 DTi (SB0U)

1870 ccm	59 kW	F9Q 780	02.00 -	ALT	MOD: Van; - AC	6 PK 1130
				ALT	MOD: Van; + AC	6 PK 1210

CLIO III (BR0/1, CR0/1)

1.2 16V (BR0R, BR1D, BR1L, CR0R)

1149 ccm	48 kW	D4F 740	06.05 -	ALT	- AC	7 PK 880
				ALT	+ AC	7 PK 1035
				CAM		ZRK 1427
				CAM		KT 1252

1.2 16V (BR02, BR0J, BR11, CR02, CR0J, CR11)

1149 ccm	55 kW	D4F 740	06.05 -	ALT	- AC	7 PK 880
				ALT	+ AC	7 PK 1035
				CAM		ZRK 1427
				CAM		KT 1252
				CAM		KT 1252 W1

1.2 16V Hi-Flex (BR1U, CR1U)

1149 ccm	55 kW	D4F 740;D4F 742	07.08 -	ALT	- AC	7 PK 880
				ALT	+ AC	7 PK 1035
				CAM		ZRK 1427
				CAM		KT 1252
				CAM		KT 1252 W1

1.2 16V

1149 ccm	58 kW	D4F 764	06.05 -	ALT	FROM: 11.07; - AC	7 PK 880
				ALT	FROM: 11.07; + AC	7 PK 1035
				CAM		KT 1252

1.2 16V (BR0P, CR0P)

1149 ccm	74 kW	D4F 784	05.07 -	ALT		7 PK 1035
				CAM		ZRK 1427
				CAM		KT 1252
				W-P		KT 1252 W1

1.4 16V

1390 ccm	72 kW	K4J 780	06.05 -	ALT	+ AC	6 PK 1205
				ALT	FROM: 05.06; - AC	6 PK 1205
				ALT	FROM: 11.07; + AC	6 PK 1205
				ALT	FROM: 11.07; UNTIL: 12.07; - AC	6 PK 1205
				ALT	FROM: 12.07; - AC	6 PK 1130
				ALT	UNTIL: 05.06; - AC	5 PK 1130



RENAULT

CLIO III (BR0/1, CR0/1)

1.4 16V

1390 ccm 72 kW K4J 780 06.05 - CAM ZRK 1470

1.6 16V (BR09, BR0T, CR09, CR0T)

1598 ccm 65 kW K4M 804 06.05 - ALT - AC 5 PK 1130
ALT + AC 6 PK 1205
CAM ZRK 1470
CAM KT 1410
W-P; CAM KT 1410 W1

1.6 16V (BR05, BR0B, BR0Y, BR15, BR1J, BR1M, BR1Y, CR0B...)

1598 ccm 82 kW K4M 800;K4M 801 06.05 - ALT FROM: 06.06; MTR-CODE: K4M800;K4M801; - AC 6 PK 1205
ALT FROM: 11.07; MTR-CODE: K4M800;K4M801; + AC 6 PK 1205
ALT FROM: 11.07; UNTIL: 12.07; MTR-CODE: K4M800;K4M801; - AC 6 PK 1205
ALT FROM: 12.07; MTR-CODE: K4M800;K4M801; - AC 6 PK 1130
ALT MTR-CODE: K4M800;K4M801; + AC 6 PK 1205
ALT MTR-CODE: K4M801 6 PK 1205
ALT UNTIL: 05.06; MTR-CODE: K4M800;K4M801; - AC 5 PK 1130
CAM ZRK 1470
CAM KT 1410
W-P; CAM KT 1410 W1

1.6 16V GT (BR10, CR10)

1598 ccm 94 kW K4M 862 06.09 - ALT 6 PK 1205
W-P; CAM KT 1410 W1

2.0 16V (BR0C, BR0K, CR0C, CR0K)

1997 ccm 102 kW M4R 700;M4R 701 09.06 - ALT MTR-CODE: M4R700;M4R701 6 PK 1215
ALT UNTIL: 10.07; MTR-CODE: M4R700 6 PK 1215

2.0 16V Sport

1998 ccm 145 kW F4R 830 02.06 - CAM ZRK 1475
CAM KT 1409
W-P; CAM KT 1409 W1

2.0 16V Sport

1998 ccm 148 kW F4R 830 09.08 - W-P; CAM KT 1409 W1

1.5 dCi

1461 ccm 47 kW K9K 752 06.05 - ALT FROM: 11.07; + AC 6 PK 1205
ALT FROM: 11.07; UNTIL: 12.07; - AC 6 PK 1205
ALT FROM: 12.07; - AC 6 PK 1130
CAM MTR-CODE: K9K752;K9K766 ZRK 1325
W-P; CAM KT 1368 W2

1.5 dCi

1461 ccm 48 kW K9K 752 05.05 - ALT + AC 6 PK 1205
ALT FROM: 09.05; - AC 6 PK 1205
ALT UNTIL: 09.05; - AC 5 PK 1130
CAM ZRK 1325
W-P; CAM KT 1368 W2

1.5 dCi (C/BR1G)

1461 ccm 50 kW K9K 768 06.05 - ALT FROM: 11.07; MTR-CODE: K9K750;K9K752;K9K768; + AC 6 PK 1205
ALT FROM: 11.07; UNTIL: 12.07; MTR-CODE: K9K750;K9K752;K9K768; - AC 6 PK 1205
ALT FROM: 12.07; MTR-CODE: K9K750;K9K752;K9K768; - AC 6 PK 1130
ALT MTR-CODE: K9K764;K9K766;K9K768; - AC 6 PK 1205
ALT MTR-CODE: K9K764;K9K766;K9K768; + AC 6 PK 1205
ALT UNTIL: 09.05; MTR-CODE: K9K764;K9K766;K9K768; - AC 5 PK 1130
CAM ZRK 1325
W-P; CAM KT 1368 W2

1.5 dCi

1461 ccm 60 kW K9K 750 11.07 - ALT - AC 6 PK 1130
ALT + AC 6 PK 1205
ALT UNTIL: 12.07; - AC 6 PK 1205

1.5 dCi (BR17, CR17)

1461 ccm 63 kW K9K 766 06.05 - ALT - AC 6 PK 1205
ALT + AC 6 PK 1205
ALT UNTIL: 09.05; - AC 5 PK 1130
CAM ZRK 1325
W-P; CAM KT 1368 W2



RENAULT

CLIO III (BR0/1, CR0/1)

1.5 dCi (BR1C, CR1C)

1461 ccm	76 kW	K9K 772	06.05 -	ALT CAM W-P; CAM	FROM: 08.06	6 PK 1205 ZRK 1325 KT 1368 W2
----------	-------	---------	---------	------------------------	-------------	-------------------------------------

1.5 dCi (BR0H, CR0H)

1461 ccm	78 kW	K9K 764	06.05 -	ALT ALT ALT CAM W-P; CAM	- AC + AC UNTIL: 09.05; - AC	6 PK 1205 6 PK 1205 5 PK 1130 ZRK 1325 KT 1368 W2
----------	-------	---------	---------	--------------------------------------	------------------------------------	---

CLIO Grandtour (KR0/1_)

1.2 16V (KR02, KR0J)

1149 ccm	55 kW	D4F 740	02.08 -	ALT ALT CAM CAM CAM	- AC + AC	7 PK 880 7 PK 1035 ZRK 1427 KT 1252 KT 1252 W1
----------	-------	---------	---------	---------------------------------	--------------	--

1.2 16V Hi-Flex (KR0S)

1149 ccm	55 kW	D4F 740	07.08 -	ALT ALT CAM CAM CAM	- AC + AC	7 PK 880 7 PK 1035 ZRK 1427 KT 1252 KT 1252 W1
----------	-------	---------	---------	---------------------------------	--------------	--

1.2 16V (KR0E)

1149 ccm	58 kW	D4F 764	02.08 -	ALT ALT ALT ALT CAM CAM CAM	MTR-CODE: D4F740;D4F764; - AC MTR-CODE: D4F740;D4F764; + AC MTR-CODE: D4F742; - AC MTR-CODE: D4F742; + AC	7 PK 880 7 PK 1035 7 PK 880 7 PK 1035 ZRK 1427 KT 1252 KT 1252 W1
----------	-------	---------	---------	---	--	---

1.2 16V (KR0P)

1149 ccm	74 kW	D4F 784	02.08 -	ALT CAM CAM CAM	+ AC	7 PK 1035 ZRK 1427 KT 1252 KT 1252 W1
----------	-------	---------	---------	--------------------------	------	--

1.6 16V (KR0B)

1598 ccm	82 kW	K4M 800;K4M 801	02.08 -	ALT CAM CAM W-P; CAM		6 PK 1205 ZRK 1470 KT 1410 KT 1410 W1
----------	-------	-----------------	---------	-------------------------------	--	--

1.6 16V (KR10)

1598 ccm	94 kW	K4M 862	11.08 -	ALT W-P; CAM	+ AC	6 PK 1205 KT 1410 W1
----------	-------	---------	---------	-----------------	------	-------------------------

1.5 dCi

1461 ccm	48 kW	K9K 752	02.10 -	W-P; CAM	MTR-CODE: K9K 752	KT 1368 W2
----------	-------	---------	---------	----------	-------------------	------------

1.5 dCi (KR0G)

1461 ccm	50 kW	K9K 768	02.08 -	ALT ALT CAM W-P; CAM	- AC + AC	6 PK 1130 6 PK 1205 ZRK 1325 KT 1368 W2
----------	-------	---------	---------	-------------------------------	--------------	--

1.5 dCi (KR0F)

1461 ccm	63 kW	K9K 766	02.08 -	ALT ALT CAM W-P; CAM	- AC + AC	6 PK 1130 6 PK 1205 ZRK 1325 KT 1368 W2
----------	-------	---------	---------	-------------------------------	--------------	--

1.5 dCi

1461 ccm	65 kW	K9K 770;K9K 772	08.10 -	W-P; CAM	MTR-CODE: K9K 772	KT 1368 W2
----------	-------	-----------------	---------	----------	-------------------	------------

1.5 dCi (KR1C, KR1N)

1461 ccm	76 kW	K9K 772	02.08 -	ALT CAM W-P; CAM		6 PK 1205 ZRK 1325 KT 1368 W2
----------	-------	---------	---------	------------------------	--	-------------------------------------

1.5 dCi (KR0H)

1461 ccm	78 kW	K9K 764	02.08 -	ALT CAM W-P; CAM		6 PK 1205 ZRK 1325 KT 1368 W2
----------	-------	---------	---------	------------------------	--	-------------------------------------



RENAULT

ESPACE II (J/S63_)

2.0 (J636)

1995 ccm	76 kW	J7R 768	01.91 - 10.96	ALT PS AC-C CAM CAM		AVX 10 x 1000 AVX 11,9 x 758 4 PK 875 ZRK 1129 KT 1065
----------	-------	---------	---------------	---------------------------------	--	--

2.2 (J/S637, J63G)

2165 ccm	79 kW	J7T 772;J7T 773;J7T 776	01.91 - 10.96	ALT PS PS AC-C CAM CAM	FROM: 03.91 UNTIL: 03.91	AVX 11,9 x 1010 AVX 11,9 x 758 AVX 13 x 835 4 PK 875 ZRK 1131 KT 1066
----------	-------	-------------------------	---------------	---------------------------------------	-----------------------------	--

2.2 4x4 (J/S637, J63G)

2165 ccm	79 kW	J7T 772;J7T 773	03.91 - 12.96	ALT PS AC-C CAM CAM		AVX 10 x 1000 AVX 10 x 750 4 PK 875 ZRK 1131 KT 1066
----------	-------	-----------------	---------------	---------------------------------	--	--

2.1 TD (J633, J634, J/S635, J/S63D)

2068 ccm	65 kW	J8S 610;J8S 772;J8S 776;J8S 778	01.91 - 10.96	ALT PS AC-C CAM CAM		AVX 11,9 x 1010 AVX 10 x 763 4 PK 875 ZRK 1261 KT 1038
----------	-------	---------------------------------	---------------	---------------------------------	--	--

2.1 RTDT Quadra

2068 ccm	65 kW	J8S 772	01.91 - 05.92	AC-C		4 PK 875
----------	-------	---------	---------------	------	--	----------

2.1 TD (J63E)

2068 ccm	66 kW	J8S 612	11.94 - 10.96	ALT PS AC-C CAM CAM		AVX 10 x 1025 AVX 11,9 x 758 4 PK 875 ZRK 1261 KT 1038
----------	-------	---------	---------------	---------------------------------	--	--

ESPACE III (JE0_)

2.0 (JE0A)

1998 ccm	84 kW	F3R 728;F3R 729;F3R 742;F3R 768;F3R 769	11.96 - 10.00	ALT ALT CAM CAM CAM	- AC + AC MTR-CODE: F3R742;768;769	6 PK 1125 6 PK 1660 ZRK 1135 KT 1117 KT 1279
----------	-------	---	---------------	---------------------------------	--	--

2.0

1998 ccm	102 kW	F4R 700;F4R 701	09.01 - 10.02	ALT ALT CAM CAM	- AC + AC MTR-CODE: F4R700;701	5 PK 1125 5 PK 1750 ZRK 1183 KT 1312
----------	--------	-----------------	---------------	--------------------------	--------------------------------------	---

2.0 16V (JE0N, JE0L, JE02)

1998 ccm	103 kW	F4R 700;F4R 701	10.98 - 10.02	ALT ALT CAM CAM CAM	- AC + AC FROM: 04.01 FROM: 06.99; UNTIL: 04.01	5 PK 1125 5 PK 1750 ZRK 1183 KT 1312 KT 1315
----------	--------	-----------------	---------------	---------------------------------	--	--

3.0 (JE0D)


2963 ccm	123 kW	Z7X 775	11.96 - 10.98	ALT ALT PS	- AC + AC	4 PK 962 5 PK 1378 5 PK 655
----------	--------	---------	---------------	------------------	--------------	-----------------------------------

3.0 V6 24V (JE0G, JE0R)

2946 ccm	140 kW	L7X 727	10.98 - 10.02	ALT CAM	+ AC	6 PK 1600 ZRK 1703
----------	--------	---------	---------------	------------	------	-----------------------

1.9 dTi (JE0M)

1870 ccm	72 kW	F9Q 722	02.99 - 10.02	ALT ALT ALT CAM CAM	- AC FROM: 03.01; + AC UNTIL: 03.01; + AC FROM: 11.00 UNTIL: 10.00	6 PK 1138 6 PK 1605 6 PK 1642 ZRK 1069 ZRK 1075
----------	-------	---------	---------------	---------------------------------	--	---



RENAULT

ESPACE III (JE0_)

1.9 dTi (JE0M)

1870 ccm	72 kW	F9Q 722	02.99 - 10.02	CAM	FROM: 11.00	KT 1247
				CAM	FROM: 11.00	KT 1493
				CAM	UNTIL: 10.00	KT 1490
				CAM	UNTIL: 10.00; OPT	KT 1132

2.2 12V TD (JE0E, JE0H, JE0P)

2188 ccm	83 kW	G8T 714;G8T 716;G8T 760	11.96 - 10.00	ALT	- AC	6 PK 1010
				ALT	+ AC	6 PK 1950
				CAM		ZRK 1522
				CAM		KT 1086
				W-P; CAM		KT 1086 W1

2.2 D

2188 ccm	84 kW	G8T 716	11.97 - 01.00	ALT	- AC	6 PK 1010
				ALT	+ AC	6 PK 1950
				CAM		ZRK 1522
				CAM		KT 1086

2.2 dCi (JE0S)

2188 ccm	85 kW	G9T 710	07.00 - 10.02	ALT	- AC	6 PK 1010
				ALT	+ AC	6 PK 1950

2.2 dCi (JE0K)

2188 ccm	95 kW	G9T 642;G9T 710	10.00 - 10.02	ALT		6 PK 1775
				CAM		ZRK 1462
				CAM		KT 1392

ESPACE IV (JK0/1_)

2.0 (JK09)

1998 ccm	100 kW	F4R 792	11.02 -	ALT		7 PK 1785
				CAM		ZRK 1475
				CAM		KT 1409
				W-P; CAM		KT 1409 W1

2.0 Turbo (JK0B, JK0N)

1998 ccm	120 kW	F4R 794;F4R 795;F4R 796;F4R 797	11.02 -	ALT	MTR-CODE: F4R494;F4R495;F4R497	7 PK 1785
				CAM		ZRK 1475
				CAM		KT 1409
				W-P; CAM		KT 1409 W1

2.0 (JK0N, JK1D)

1998 ccm	125 kW	F4R 796;F4R 797;F4R 896;F4R 897	04.05 -	ALT		7 PK 1785
				CAM		ZRK 1475
				CAM		KT 1409
				W-P; CAM		KT 1409 W1

3.5 V6 (JK00, JK0F, JK0P, JK0S, JK0W)

3498 ccm	177 kW	V4Y 711;V4Y 715	11.02 -	AC-C		4 PK 775
				ALT		6 PK 1100

1.9 dCi (JK0U)

1870 ccm	85 kW	F9Q 820	04.03 -	ALT		7 PK 1785
----------	-------	---------	---------	-----	--	-----------

1.9 dCi (JK0U, JK0G)

1870 ccm	88 kW	F9Q 680;F9Q 820;F9Q 826	11.02 -	ALT	MTR-CODE: F9Q820	7 PK 1785
				CAM	MTR-CODE: F9Q820	ZRK 1067
				CAM	MTR-CODE: F9Q820	KT 1434

2.0 dCi (JK02, JK03)

1995 ccm	96 kW	M9R 802	01.06 -	ALT	MTR-CODE: M9R740;M9R750	7 PK 1970
				ALT	MTR-CODE: M9R760;M9R761	7 PK 1970

2.0 dCi (JK01, JK02, JK1J, JK1K)

1995 ccm	110 kW	M9R 740;M9R 750;M9R 815	01.06 -	ALT		7 PK 1970
----------	--------	-------------------------	---------	-----	--	-----------

2.0 dCi (JK03, JK04)

1995 ccm	127 kW	M9R 760;M9R 761;M9R 762;M9R 763	01.06 -	ALT		7 PK 1970
----------	--------	---------------------------------	---------	-----	--	-----------

2.2 dCi (JK07)

2188 ccm	102 kW	G9T 645	02.06 -	ALT		7 PK 1775
				CAM		ZRK 1462
				CAM		KT 1392

2.2 dCi (JK0H)

2188 ccm	110 kW	G9T 742;G9T 743	11.02 -	ALT		7 PK 1775
				CAM		ZRK 1462
				CAM		KT 1392



RENAULT

ESPACE IV (JK0/1_)

3.0 dCi (JK0J, JK0V)

2958 ccm 130 kW P9X 701 11.02 - ALT 6 PK 1920

FLUENCE (L30_)

1.6 16V (L301, L30F, L30P, L30R)

1598 ccm 81 kW K4M 838;K4M 839 02.10 - ALT 6 PK 1205

1.5 dCi (L30A)

1461 ccm 63 kW K9K 830 02.10 - ALT 6 PK 1205

KANGOO (KC0/1_)

1.2 (KC0A, KC0K, KC0F, KC01)

1149 ccm	43 kW	D7F 710;D7F 720;D7F 722;D7F 726;D7F 744;D7F 746	08.97 -	AC-C	FROM: 04.00; MTR-CODE: D7F720; - PS	4 PK 925
				AC-C	FROM: 04.00; MTR-CODE: D7F720; + PS	4 PK 1540
				AC-C	FROM: 07.01; MTR-CODE: D4F712;D4F730; - PS	4 PK 925
				AC-C	FROM: 07.01; MTR-CODE: D4F712;D4F730; + PS	4 PK 1540
				AC-C	FROM: 07.01; MTR-CODE: D7F726;D7F746; - PS	4 PK 925
				AC-C	FROM: 07.01; MTR-CODE: D7F726;D7F746; + PS	4 PK 1540
				AC-C	UNTIL: 04.00; MTR-CODE: D7F720; - PS	5 PK 905
				AC-C	UNTIL: 04.00; MTR-CODE: D7F720; + PS	5 PK 1515
				ALT	FROM: 04.00; MTR-CODE: D7F720	3 PK 740
				ALT	FROM: 07.01; MTR-CODE: D4F712;D4F730	3 PK 740
				ALT	FROM: 07.01; MTR-CODE: D7F726;D7F746	3 PK 740
				ALT	FROM: 12.01; MTR-CODE: D7F746	3 PK 740
				ALT	UNTIL: 04.00; MTR-CODE: D7F720	4 PK 735
				PS	FROM: 04.00; MTR-CODE: D7F720	4 PK 905
				PS	FROM: 07.01; MTR-CODE: D4F712;D4F730	4 PK 905
				PS	FROM: 07.01; MTR-CODE: D7F726;D7F746	4 PK 905
				PS	FROM: 12.01; MTR-CODE: D7F746	4 PK 905
				PS	UNTIL: 04.00; MTR-CODE: D7F720	5 PK 880
				CAM		ZRK 1103
				CAM		KT 1126

1.2 16V (KC03, KC05, KC06, KC0T, KC0W)

1149 ccm	55 kW	D4F 712;D4F 714;D4F 716	06.01 -	AC-C	MTR-CODE: D4F712;D4F730; - PS	4 PK 925
				AC-C	MTR-CODE: D4F712;D4F730; + PS	4 PK 1540
				AC-C	MTR-CODE: D4F712;D4F730; MOD: Rapid; - PS	4 PK 925
				AC-C	MTR-CODE: D4F712;D4F730; MOD: Rapid; + PS	4 PK 1540
				ALT	MTR-CODE: D4F712;D4F730	3 PK 740
				ALT	MTR-CODE: D4F712;D4F730; MOD: Rapid	3 PK 740
				PS	MTR-CODE: D4F712;D4F730	4 PK 905
				PS	MTR-CODE: D4F712;D4F730; MOD: Rapid	4 PK 905
				CAM		ZRK 1427
				CAM		KT 1252
				CAM	UNTIL MTR-NO: 030310; MTR-CODE: D4F712	KT 1252 W1

1.4 (KC0C, KC0H, KC0B, KC0M)

1390 ccm	55 kW	E7J 634;E7J 635;E7J 780;K7J 700;K7J 701	08.97 -	ALT	FROM: 07.03; MTR-CODE: K7J700;K7J701; - AC	5 PK 1110
				ALT	FROM: 07.03; MTR-CODE: K7J700;K7J701; + AC	5 PK 1750
				ALT	FROM: 07.03; MTR-CODE: K7J718; MOD: Rapid; - AC	5 PK 1110
				ALT	FROM: 07.03; MTR-CODE: K7J718; MOD: Rapid; + AC	5 PK 1750
				ALT	FROM: 07.98; MTR-CODE: K7J700;K7J701; - AC	5 PK 1110
				ALT	FROM: 07.98; MTR-CODE: K7J700;K7J701; + AC	6 PK 1751
				ALT	FROM: 09.99; MTR-CODE: E7J634;E7J635; - AC	5 PK 1110
				ALT	FROM: 09.99; MTR-CODE: E7J634;E7J635; + AC	5 PK 1750
				ALT	MTR-CODE: E7J780	3 PK 1040
				PS	MTR-CODE: E7J780; - AC	4 PK 995
				PS	MTR-CODE: E7J780; + AC	4 PK 1237
				CAM		ZRK 1317
				CAM	FROM: 06.05	KT 1128

1.6 16V bivalent

1598 ccm	60 kW		06.05 -	ALT	- AC	5 PK 1110
				ALT	+ AC	5 PK 1750
				CAM		ZRK 1470
				CAM		KT 1406

1.6

1598 ccm	66 kW	K7M 746	09.99 -	ALT	- AC	5 PK 1110
				ALT	+ AC	5 PK 1750



RENAULT

KANGOO (KC0/1_)

1.6 16V

1598 ccm	70 kW	K4M 750;K4M 752;K4M 753	06.01 -	ALT	FROM: 07.03; MTR-CODE: K4M730; - AC	5 PK 1110
				ALT	FROM: 07.03; MTR-CODE: K4M730; + AC	5 PK 1750
				ALT	FROM: 07.03; MTR-CODE: K4M732; - AC	5 PK 1110
				ALT	FROM: 07.03; MTR-CODE: K4M732; + AC	5 PK 1750
				ALT	FROM: 11.01; MTR-CODE: K4M750; - AC	5 PK 1110
				ALT	FROM: 11.01; MTR-CODE: K4M750; + AC	5 PK 1750
				ALT	MTR-CODE: K4M708;K4M730; MOD: Rapid; - AC	5 PK 1110
				ALT	MTR-CODE: K4M708;K4M730; MOD: Rapid; + AC	5 PK 1750
				ALT	MTR-CODE: K4M708;K4M752; - AC	5 PK 1110
				ALT	MTR-CODE: K4M708;K4M752; + AC	5 PK 1750
				CAM		ZRK 1470
				CAM		KT 1406
				W-P; CAM		KT 1406 W1

1.6 16V 4x4 (KC0P, KC0S, KC0L)

1598 ccm	70 kW	K4M 750;K4M 752;K4M 753	10.01 -	ALT	- AC	5 PK 1110
				ALT	+ AC	5 PK 1750
				CAM		ZRK 1470
				CAM		KT 1406
				W-P; CAM		KT 1406 W1

1.5 dCi

1461 ccm	42 kW	K9K 704	07.03 -	ALT	FROM: 01.05; MTR-CODE: K9K700;K9K702;K9K704; + AC	6 PK 1205
				ALT	FROM: 01.05; MTR-CODE: K9K700;K9K704;K9K710; MOD: Rapid; + AC	6 PK 1205
				ALT	FROM: 01.05; MTR-CODE: K9K702; MOD: Rapid; + AC	6 PK 1205
				ALT	FROM: 09.05; MTR-CODE: K9K700;K9K702;K9K704; - AC	6 PK 1205
				ALT	FROM: 09.05; MTR-CODE: K9K700;K9K704;K9K710; MOD: Rapid; - AC	6 PK 1205
				ALT	FROM: 09.05; MTR-CODE: K9K702; MOD: Rapid; - AC	6 PK 1205
				ALT	UNTIL: 01.05; MTR-CODE: K9K700;K9K702;K9K704; + AC	5 PK 1200
				ALT	UNTIL: 01.05; MTR-CODE: K9K700;K9K704;K9K710; MOD: Rapid; + AC	5 PK 1200
				ALT	UNTIL: 01.05; MTR-CODE: K9K702; MOD: Rapid; + AC	5 PK 1200
				ALT	UNTIL: 09.05; MTR-CODE: K9K700;K9K702;K9K704; - AC	5 PK 1130
				ALT	UNTIL: 09.05; MTR-CODE: K9K700;K9K704;K9K710; MOD: Rapid; - AC	5 PK 1130
				ALT	UNTIL: 09.05; MTR-CODE: K9K702; MOD: Rapid; - AC	5 PK 1130
				CAM		ZRK 1325
				W-P; CAM	FROM: 04.04	KT 1368 W2
				W-P; CAM	UNTIL: 04.04	KT 1368 W1

1.5 dCi (KC07)

1461 ccm	48 kW	K9K 700;K9K 704	12.01 -	ALT	FROM: 01.05; + AC	6 PK 1205
				ALT	FROM: 09.05; - AC	6 PK 1205
				ALT	UNTIL: 01.05; + AC	5 PK 1200
				ALT	UNTIL: 09.05; - AC	5 PK 1130
				CAM		ZRK 1325
				CAM	UNTIL: 08.03	KT 1368
				W-P; CAM	FROM: 04.04	KT 1368 W2
				W-P; CAM	UNTIL: 04.04	KT 1368 W1

1.5 dCi

1461 ccm	50 kW	K9K 714	06.05 -	CAM		ZRK 1325
				W-P; CAM		KT 1368 W2

1.5 dCi (KC08, KC09)

1461 ccm	60 kW	K9K 702;K9K 710	07.02 -	ALT	FROM: 01.05; MTR-CODE: K9K702; MOD: Rapid; + AC	6 PK 1205
				ALT	FROM: 01.05; MTR-CODE: K9K714; MOD: Rapid; + AC	6 PK 1205
				ALT	FROM: 07.03; MTR-CODE: K9K702;K9K704;K9K710; - AC	5 PK 1130
				ALT	FROM: 07.03; MTR-CODE: K9K702;K9K704;K9K710; + AC	5 PK 1200
				ALT	FROM: 07.03; UNTIL: 01.05; MTR-CODE: K9K702; MOD: Rapid; + AC	5 PK 1200



RENAULT

KANGOO (KC0/1_)

1.5 dCi (KC08, KC09)

1461 ccm	60 kW	K9K 702;K9K 710	07.02 -	ALT	FROM: 07.03; UNTIL: 01.05; MTR-CODE: K9K714; MOD: Rapid; + AC	5 PK 1200
				ALT	FROM: 07.03; UNTIL: 09.05; MTR-CODE: K9K702; MOD: Rapid; - AC	5 PK 1130
				ALT	FROM: 07.03; UNTIL: 09.05; MTR-CODE: K9K714; MOD: Rapid; - AC	5 PK 1130
				ALT	FROM: 09.05; MTR-CODE: K9K702; MOD: Rapid; - AC	6 PK 1205
				ALT	FROM: 09.05; MTR-CODE: K9K714; MOD: Rapid; - AC	6 PK 1205
				CAM		ZRK 1325
				CAM	UNTIL: 08.03	KT 1368
				W-P; CAM	FROM: 04.04	KT 1368 W2
				W-P; CAM	UNTIL: 04.04	KT 1368 W1

1.5 dCi

1461 ccm	62 kW	K9K 718	06.05 -	ALT	MOD: Rapid; - AC	6 PK 1205
				ALT	MOD: Rapid; + AC	6 PK 1205
				ALT	UNTIL: 09.05; MOD: Rapid; - AC	5 PK 1130
				CAM		ZRK 1325
				W-P; CAM		KT 1368 W2

D 55 1.9 (KC0D)

1870 ccm	40 kW	F8Q 662	08.97 -	ALT	- AC; - PS	6 PK 894
				ALT	+ AC	6 PK 1190
				ALT	+ PS; - AC	6 PK 1400
				CAM		ZRK 1436
				CAM		KT 1129
				CAM		KT 1342

D 65 1.9 (KC0E, KC02, KC0J, KC0N)

1870 ccm	47 kW	F8Q 630;F8Q 632	08.97 -	ALT	MTR-CODE: F8Q630;F8Q632;F8Q662; - AC; - PS	6 PK 894
				ALT	MTR-CODE: F8Q630;F8Q632;F8Q662; + AC	6 PK 1190
				ALT	MTR-CODE: F8Q630;F8Q632;F8Q662; + PS; - AC	6 PK 1400
				ALT	MTR-CODE: F8Q630;F8Q632;F8Q662; MOD: Rapid; - AC; - PS	6 PK 894
				ALT	MTR-CODE: F8Q630;F8Q632;F8Q662; MOD: Rapid; + AC	6 PK 1190
				ALT	MTR-CODE: F8Q630;F8Q632;F8Q662; MOD: Rapid; + PS; - AC	6 PK 1400
				CAM		ZRK 1436
				CAM		KT 1129
				CAM		KT 1342

1.9 dTi (KC0U)

1870 ccm	59 kW	F9Q 780	02.00 -	ALT	- AC	6 PK 1130
				ALT	+ AC	6 PK 1210
				CAM		ZRK 1069
				CAM		KT 1247
				CAM		KT 1493

1.9 dCi 4x4 (KC0V)

1870 ccm	59 kW	F9Q 782;F9Q 790	10.01 -	ALT	- AC	6 PK 1130
				ALT	+ AC	6 PK 1210
				CAM	MTR-CODE: F9Q782	ZRK 1069
				CAM	MTR-CODE: F9Q790	ZRK 1075
				CAM		KT 1493
				CAM	MTR-CODE: F9Q 782	KT 1247

1.9 dCi 4x4

1870 ccm	62 kW	F9Q 790	10.03 -	ALT	- AC	6 PK 1130
				ALT	+ AC	6 PK 1210
				CAM		ZRK 1075

KANGOO Rapid (FC0/1_)

1.2 (FC01, FC0A, FC0F)

1149 ccm	43 kW	D7F 710;D7F 720;D7F 722;D7F 726;D7F 744;D7F 746	08.97 -	AC-C	FROM: 04.00; MTR-CODE: D7F710;D7F722; MOD: Express; - PS	4 PK 925
				AC-C	FROM: 04.00; MTR-CODE: D7F710;D7F722; MOD: Express; + PS	4 PK 1540
				AC-C	FROM: 04.00; MTR-CODE: D7F710;D7F722; MOD: Rapid; - PS	4 PK 925
				AC-C	FROM: 04.00; MTR-CODE: D7F710;D7F722; MOD: Rapid; + PS	4 PK 1540



RENAULT

KANGOO Rapid (FC0/1_)

1.2 (FC01, FC0A, FC0F)

1149 ccm	43 kW	D7F 710;D7F 720;D7F 722;D7F 726;D7F 744;D7F 746	08.97 -	AC-C	FROM: 04.00; MTR-CODE: D7F720; MOD: Express; - PS	4 PK 925
				AC-C	FROM: 04.00; MTR-CODE: D7F720; MOD: Express; + PS	4 PK 1540
				AC-C	FROM: 04.00; MTR-CODE: D7F720; MOD: Rapid; - PS	4 PK 925
				AC-C	FROM: 04.00; MTR-CODE: D7F720; MOD: Rapid; + PS	4 PK 1540
				AC-C	FROM: 07.98; MTR-CODE: D7F726;D7F746; MOD: Express; - PS	4 PK 925
				AC-C	UNTIL: 04.00; MTR-CODE: D7F710;D7F722; MOD: Express; - PS	5 PK 905
				AC-C	UNTIL: 04.00; MTR-CODE: D7F710;D7F722; MOD: Express; + PS	5 PK 1515
				AC-C	UNTIL: 04.00; MTR-CODE: D7F710;D7F722; MOD: Rapid; - PS	5 PK 905
				AC-C	UNTIL: 04.00; MTR-CODE: D7F710;D7F722; MOD: Rapid; + PS	5 PK 1515
				AC-C	UNTIL: 04.00; MTR-CODE: D7F720; MOD: Express; - PS	5 PK 905
				AC-C	UNTIL: 04.00; MTR-CODE: D7F720; MOD: Express; + PS	5 PK 1515
				AC-C	UNTIL: 04.00; MTR-CODE: D7F720; MOD: Rapid; - PS	5 PK 905
				AC-C	UNTIL: 04.00; MTR-CODE: D7F720; MOD: Rapid; + PS	5 PK 1515
				ALT	FROM: 04.00; MTR-CODE: D7F710;D7F722; MOD: Express	3 PK 740
				ALT	FROM: 04.00; MTR-CODE: D7F710;D7F722; MOD: Rapid	3 PK 740
				ALT	FROM: 04.00; MTR-CODE: D7F720; MOD: Express	3 PK 740
				ALT	FROM: 04.00; MTR-CODE: D7F720; MOD: Rapid	3 PK 740
				ALT	FROM: 07.98; MTR-CODE: D7F726;D7F746; MOD: Express	3 PK 740
				ALT	FROM: 07.98; MTR-CODE: D7F726;D7F746; MOD: Express; + PS	4 PK 1540
				ALT	FROM: 07.98; MTR-CODE: D7F744; MOD: Express	3 PK 740
				ALT	UNTIL: 04.00; MTR-CODE: D7F710;D7F722; MOD: Express	4 PK 735
				ALT	UNTIL: 04.00; MTR-CODE: D7F710;D7F722; MOD: Rapid	4 PK 735
				ALT	UNTIL: 04.00; MTR-CODE: D7F720; MOD: Express	4 PK 735
				ALT	UNTIL: 04.00; MTR-CODE: D7F720; MOD: Rapid	4 PK 735
				PS	FROM: 04.00; MTR-CODE: D7F710;D7F722; MOD: Express	4 PK 905
				PS	FROM: 04.00; MTR-CODE: D7F710;D7F722; MOD: Rapid	4 PK 905
				PS	FROM: 04.00; MTR-CODE: D7F720; MOD: Express	4 PK 905
				PS	FROM: 04.00; MTR-CODE: D7F720; MOD: Rapid	4 PK 905
				PS	FROM: 07.98; MTR-CODE: D7F726;D7F746; MOD: Express	4 PK 905
				PS	FROM: 07.98; MTR-CODE: D7F744; MOD: Express	4 PK 905
				PS	UNTIL: 04.00; MTR-CODE: D7F710;D7F722; MOD: Express	5 PK 880
				PS	UNTIL: 04.00; MTR-CODE: D7F710;D7F722; MOD: Rapid	5 PK 880
				PS	UNTIL: 04.00; MTR-CODE: D7F720; MOD: Express	5 PK 880
				PS	UNTIL: 04.00; MTR-CODE: D7F720; MOD: Rapid	5 PK 880
				CAM		ZRK 1103
				CAM		KT 1126
				CAM		KT 1126 W1

1.2 (FC1A)

1149 ccm	44 kW	D7F 764;D7F 766	07.98 -	ALT	MOD: Express	3 PK 740
				PS	MOD: Express	4 PK 905
				W-P; CAM		KT 1126 W1

1.2 16V (FC05)

1149 ccm	55 kW	D4F 712;D4F 714;D4F 730	10.01 -	AC-C	FROM: 07.03; MTR-CODE: D4F730; MOD: Express; - PS	4 PK 925
				AC-C	FROM: 07.03; MTR-CODE: D4F730; MOD: Express; + PS	4 PK 1540
				AC-C	MTR-CODE: D4F712; MOD: Express; - PS	4 PK 925
				AC-C	MTR-CODE: D4F712; MOD: Express; + PS	4 PK 1540



RENAULT

KANGOO Rapid (FC0/1_)

1.2 16V (FC05)

1149 ccm	55 kW	D4F 712;D4F 714;D4F 730	10.01 -	AC-C	MTR-CODE: D4F712;D4F730; MOD: Rapid; - PS	4 PK 925
				AC-C	MTR-CODE: D4F712;D4F730; MOD: Rapid; + PS	4 PK 1540
				ALT	FROM: 07.03; MTR-CODE: D4F730; MOD: Express	3 PK 740
				ALT	MTR-CODE: D4F712; MOD: Express	3 PK 740
				ALT	MTR-CODE: D4F712;D4F730; MOD: Rapid	3 PK 740
				PS	MTR-CODE: D4F712; MOD: Express	4 PK 905
				PS	MTR-CODE: D4F712;D4F730; MOD: Rapid	4 PK 905
				CAM		ZRK 1427
				CAM		KT 1252
				CAM	UNTIL MTR-NO: 030310; MTR-CODE: D4F712	KT 1252 W1

1.4 (FC0C, FC0B, FC0H, FC0M)

1390 ccm	55 kW	E7J 634;E7J 635;E7J 780;K7J 701	08.97 -	ALT	FROM: 04.98; MTR-CODE: E7J634;E7J635; MOD: EspressVan; - AC	5 PK 1110
				ALT	FROM: 04.98; MTR-CODE: E7J634;E7J635; MOD: EspressVan; + AC	5 PK 1750
				ALT	FROM: 07.03; MTR-CODE: K7J700;K7J701; MOD: Express; - AC	5 PK 1110
				ALT	FROM: 07.03; MTR-CODE: K7J700;K7J701; MOD: Express; + AC	5 PK 1750
				ALT	FROM: 07.98; MTR-CODE: K7J700;K7J701; MOD: Express; - AC	5 PK 1110
				ALT	FROM: 07.98; MTR-CODE: K7J700;K7J701; MOD: Express; + AC	6 PK 1751
				ALT	FROM: 07.98; MTR-CODE: K7J700;K7J701; MOD: Rapid; - AC	5 PK 1110
				ALT	FROM: 07.98; MTR-CODE: K7J700;K7J701; MOD: Rapid; + AC	6 PK 1751
				ALT	FROM: 09.99; MTR-CODE: E7J634;E7J635; MOD: Express; - AC	5 PK 1110
				ALT	FROM: 09.99; MTR-CODE: E7J634;E7J635; MOD: Express; + AC	5 PK 1750
				ALT	FROM: 09.99; MTR-CODE: E7J634;E7J635; MOD: Rapid; - AC	5 PK 1110
				ALT	FROM: 09.99; MTR-CODE: E7J634;E7J635; MOD: Rapid; + AC	5 PK 1750
				ALT	MTR-CODE: E7J780; MOD: Rapid	3 PK 1040
				PS	MTR-CODE: E7J780; MOD: Rapid; - AC	4 PK 995
				PS	MTR-CODE: E7J780; MOD: Rapid; + AC	4 PK 1237
				CAM		ZRK 1317
				CAM	FROM: 06.05	KT 1128

1.6 16V

1598 ccm	70 kW	K4M 752	10.01 -	ALT	FROM: 07.03; MTR-CODE: K4M730; MOD: Express; - AC	5 PK 1110
				ALT	FROM: 07.03; MTR-CODE: K4M730; MOD: Express; + AC	5 PK 1750
				ALT	MTR-CODE: K4M708;K4M730; MOD: Express; - AC	5 PK 1110
				ALT	MTR-CODE: K4M708;K4M730; MOD: Express; + AC	5 PK 1750
				ALT	MTR-CODE: K4M708;K4M730; MOD: Rapid; - AC	5 PK 1110
				ALT	MTR-CODE: K4M708;K4M730; MOD: Rapid; + AC	5 PK 1750
				CAM		ZRK 1470
				CAM		KT 1406
				W-P; CAM		KT 1406 W1

1.6 16V 4x4 (FC0L, FC0P, FC0S)

1598 ccm	70 kW	K4M 750;K4M 752;K4M 753	10.01 -	ALT	FROM: 07.03; MTR-CODE: K4M750; MOD: EspressVan; - AC	5 PK 1110
				ALT	FROM: 07.03; MTR-CODE: K4M750; MOD: EspressVan; + AC	5 PK 1750
				ALT	MTR-CODE: K4M708;K4M730; MOD: Express; - AC	5 PK 1110
				ALT	MTR-CODE: K4M708;K4M730; MOD: Express; + AC	5 PK 1750
				ALT	MTR-CODE: K4M708;K4M730; MOD: Rapid; - AC	5 PK 1110
				ALT	MTR-CODE: K4M708;K4M730; MOD: Rapid; + AC	5 PK 1750
				CAM		ZRK 1470
				CAM		KT 1406
				W-P; CAM		KT 1406 W1

1.5 dCi (FC1R)

1461 ccm	42 kW	K9K 704	12.02 -	ALT	FROM: 01.05; MTR-CODE: K9K700;K9K704;K9K710; MOD: Rapid; + AC	6 PK 1205
----------	-------	---------	---------	-----	---	------------------



RENAULT

KANGOO Rapid (FC0/1 _)

1.5 dCi (FC1R)

1461 ccm	42 kW	K9K 704	12.02 -	ALT	FROM: 01.05; MTR-CODE: K9K704; MOD: Express; + AC	6 PK 1205
				ALT	FROM: 07.03; UNTIL: 01.05; MTR-CODE: K9K700;K9K704;K9K710; MOD: Rapid; + AC	5 PK 1200
				ALT	FROM: 07.03; UNTIL: 09.05; MTR-CODE: K9K700;K9K704;K9K710; MOD: Rapid; - AC	5 PK 1130
				ALT	FROM: 09.05; MTR-CODE: K9K700;K9K704;K9K710; MOD: Rapid; - AC	6 PK 1205
				ALT	FROM: 09.05; MTR-CODE: K9K704; MOD: Express; - AC	6 PK 1205
				ALT	UNTIL: 01.05; MTR-CODE: K9K704; MOD: Express; + AC	5 PK 1200
				ALT	UNTIL: 09.05; MTR-CODE: K9K704; MOD: Express; - AC	5 PK 1130
				CAM		ZRK 1325
				CAM	UNTIL: 08.03	KT 1368
				W-P; CAM	FROM: 04.04	KT 1368 W2
				W-P; CAM	UNTIL: 04.04	KT 1368 W1

1.5 dCi (FC07, FC1R)

1461 ccm	48 kW	K9K 700;K9K 702;K9K 704	12.01 -	ALT	FROM: 01.05; MTR-CODE: K9K700;K9K704;K9K710; MOD: Rapid; + AC	6 PK 1205
				ALT	FROM: 01.05; MTR-CODE: K9K702; MOD: Rapid; + AC	6 PK 1205
				ALT	FROM: 07.03; UNTIL: 01.05; MTR-CODE: K9K700;K9K704;K9K710; MOD: Rapid; + AC	5 PK 1200
				ALT	FROM: 07.03; UNTIL: 01.05; MTR-CODE: K9K702; MOD: Rapid; + AC	5 PK 1200
				ALT	FROM: 07.03; UNTIL: 09.05; MTR-CODE: K9K700;K9K704;K9K710; MOD: Rapid; - AC	5 PK 1130
				ALT	FROM: 07.03; UNTIL: 09.05; MTR-CODE: K9K702; MOD: Rapid; - AC	5 PK 1130
				ALT	FROM: 09.05; MTR-CODE: K9K700;K9K704;K9K710; MOD: Rapid; - AC	6 PK 1205
				ALT	FROM: 09.05; MTR-CODE: K9K702; MOD: Rapid; - AC	6 PK 1205
				ALT	MTR-CODE: K9K700; MOD: Rapid; - AC	5 PK 1130
				ALT	MTR-CODE: K9K700; MOD: Rapid; + AC	5 PK 1200
				ALT	MTR-CODE: K9K702; MOD: Express; - AC	5 PK 1130
				ALT	MTR-CODE: K9K702; MOD: Express; + AC	5 PK 1200
				CAM		ZRK 1325
				CAM	UNTIL: 08.03	KT 1368
				W-P; CAM	FROM: 04.04	KT 1368 W2
				W-P; CAM	UNTIL: 04.04	KT 1368 W1

1.5 dCi (FC1E)

1461 ccm	50 kW	K9K 714	06.05 -	CAM		ZRK 1325
				W-P; CAM		KT 1368 W2

1.5 dCi (FC08, FC09)

1461 ccm	60 kW	K9K 702;K9K 710	04.03 -	ALT	FROM: 01.05; MTR-CODE: K9K700;K9K704;K9K710; MOD: Rapid; + AC	6 PK 1205
				ALT	FROM: 01.05; MTR-CODE: K9K702; MOD: Rapid; + AC	6 PK 1205
				ALT	FROM: 01.05; MTR-CODE: K9K714; MOD: Rapid; + AC	6 PK 1205
				ALT	FROM: 09.05; MTR-CODE: K9K700;K9K704;K9K710; MOD: Rapid; - AC	6 PK 1205
				ALT	FROM: 09.05; MTR-CODE: K9K702; MOD: Rapid; - AC	6 PK 1205
				ALT	FROM: 09.05; MTR-CODE: K9K714; MOD: Rapid; - AC	6 PK 1205
				ALT	MTR-CODE: K9K716; MOD: Rapid	6 PK 1205
				ALT	UNTIL: 01.05; MTR-CODE: K9K700;K9K704;K9K710; MOD: Rapid; + AC	5 PK 1200
				ALT	UNTIL: 01.05; MTR-CODE: K9K702; MOD: Rapid; + AC	5 PK 1200
				ALT	UNTIL: 01.05; MTR-CODE: K9K714; MOD: Rapid; + AC	5 PK 1200
				ALT	UNTIL: 09.05; MTR-CODE: K9K700;K9K704;K9K710; MOD: Rapid; - AC	5 PK 1130
				ALT	UNTIL: 09.05; MTR-CODE: K9K702; MOD: Rapid; - AC	5 PK 1130
				ALT	UNTIL: 09.05; MTR-CODE: K9K714; MOD: Rapid; - AC	5 PK 1130



RENAULT

KANGOO Rapid (FC0/1_)

1.5 dCi (FC08, FC09)

1461 ccm	60 kW	K9K 702;K9K 710	04.03 -	CAM		ZRK 1325
				CAM	UNTIL: 08.03	KT 1368
				W-P; CAM	FROM: 04.04	KT 1368 W2
				W-P; CAM	UNTIL: 04.04	KT 1368 W1

1.5 dCi (FC1G)

1461 ccm	62 kW	K9K 718	06.05 -	ALT	MOD: Rapid; - AC	6 PK 1205
				ALT	MOD: Rapid; + AC	6 PK 1205
				ALT	UNTIL: 09.05; MOD: Rapid; - AC	5 PK 1130
				CAM		ZRK 1325
				W-P; CAM		KT 1368 W2

D 55 1.9 (FC0D)

1870 ccm	40 kW	F8Q 662	08.97 -	ALT	FROM: 04.98; MTR-CODE: F8Q630;F8Q662; MOD: EspressVan; - AC; - PS	6 PK 894
				ALT	FROM: 04.98; MTR-CODE: F8Q630;F8Q662; MOD: EspressVan; + AC	6 PK 1190
				ALT	FROM: 04.98; MTR-CODE: F8Q630;F8Q662; MOD: EspressVan; + PS; - AC	6 PK 1400
				ALT	MTR-CODE: F8Q630;F8Q632;F8Q662; MOD: Rapid; - AC; - PS	6 PK 894
				ALT	MTR-CODE: F8Q630;F8Q632;F8Q662; MOD: Rapid; + AC	6 PK 1190
				ALT	MTR-CODE: F8Q630;F8Q632;F8Q662; MOD: Rapid; + PS; - AC	6 PK 1400
				ALT	MTR-CODE: F8Q662; MOD: Express; - PS	6 PK 894
				ALT	MTR-CODE: F8Q662; MOD: Express; + PS	6 PK 1400
				CAM		ZRK 1436
				CAM		KT 1129
				CAM		KT 1342

D 65 1.9 (FC0E, FC02, FC0J, FC0N)

1870 ccm	47 kW	F8Q 630;F8Q 632	08.97 -	ALT	FROM: 04.98; MTR-CODE: F8Q630;F8Q662; MOD: EspressVan; - AC; - PS	6 PK 894
				ALT	FROM: 04.98; MTR-CODE: F8Q630;F8Q662; MOD: EspressVan; + AC	6 PK 1190
				ALT	FROM: 04.98; MTR-CODE: F8Q630;F8Q662; MOD: EspressVan; + PS; - AC	6 PK 1400
				ALT	MTR-CODE: F8Q630;F8Q632; MOD: Express; - AC; - PS	6 PK 894
				ALT	MTR-CODE: F8Q630;F8Q632; MOD: Express; + AC	6 PK 1190
				ALT	MTR-CODE: F8Q630;F8Q632; MOD: Express; + PS; - AC	6 PK 1400
				ALT	MTR-CODE: F8Q630;F8Q632;F8Q662; MOD: Rapid; - AC; - PS	6 PK 894
				ALT	MTR-CODE: F8Q630;F8Q632;F8Q662; MOD: Rapid; + AC	6 PK 1190
				ALT	MTR-CODE: F8Q630;F8Q632;F8Q662; MOD: Rapid; + PS; - AC	6 PK 1400
				CAM		ZRK 1436
				CAM		KT 1129
				CAM		KT 1342

1.9 D (FC0J)

1870 ccm	48 kW	F8Q 632	09.99 -	ALT	MTR-CODE: F8Q630;F8Q632; MOD: Express; - AC; - PS	6 PK 894
				ALT	MTR-CODE: F8Q630;F8Q632; MOD: Express; + AC	6 PK 1190
				ALT	MTR-CODE: F8Q630;F8Q632; MOD: Express; + PS; - AC	6 PK 1400
				ALT	MTR-CODE: F8Q630;F8Q632;F8Q662; MOD: Rapid; - AC; - PS	6 PK 894
				ALT	MTR-CODE: F8Q630;F8Q632;F8Q662; MOD: Rapid; + AC	6 PK 1190
				ALT	MTR-CODE: F8Q630;F8Q632;F8Q662; MOD: Rapid; + PS; - AC	6 PK 1400

1.9 dTi (FC0U)

1870 ccm	59 kW	F9Q 780	02.00 -	ALT	FROM: 07.01; MTR-CODE: F9Q782; MOD: EspressVan; - AC	6 PK 1130
				ALT	FROM: 07.01; MTR-CODE: F9Q782; MOD: EspressVan; + AC	6 PK 1210
				ALT	MTR-CODE: F9Q780;F9Q782; MOD: Express; - AC	6 PK 1130
				ALT	MTR-CODE: F9Q780;F9Q782; MOD: Express; + AC	6 PK 1210
				ALT	MTR-CODE: F9Q780;F9Q782; MOD: Rapid; - AC	6 PK 1130
				ALT	MTR-CODE: F9Q780;F9Q782; MOD: Rapid; + AC	6 PK 1210



RENAULT

KANGOO Rapid (FC0/1_)

1.9 dTi (FC0U)

1870 ccm	59 kW	F9Q 780	02.00 -	CAM		ZRK 1069
				CAM	MTR-CODE: F9Q 780;F9Q 782	KT 1247
				CAM	MTR-CODE: F9Q 782	KT 1493

1.9 dCi 4x4 (FC0V)

1870 ccm	59 kW	F9Q 782;F9Q 790	10.01 -	ALT	MOD: Express; - AC	6 PK 1130
				ALT	MOD: Express; + AC	6 PK 1210
				CAM	MTR-CODE: F9Q782	ZRK 1069
				CAM	MTR-CODE: F9Q790	ZRK 1075
				CAM		KT 1493
				CAM	MTR-CODE: F9Q 782	KT 1247

1.9 dCi (FC0V)

1870 ccm	62 kW	F9Q 782;F9Q 790	07.03 -	CAM		ZRK 1075
----------	-------	-----------------	---------	-----	--	-----------------

1.9 dCi 4x4 (FC0V)

1870 ccm	62 kW	F9Q 790	07.03 -	ALT	MOD: Express; - AC	6 PK 1130
				ALT	MOD: Express; + AC	6 PK 1210
				ALT	MOD: Rapid; - AC	6 PK 1130
				ALT	MOD: Rapid; + AC	6 PK 1210
				CAM		ZRK 1075

KANGOO / GRAND KANGOO (KW0/1_)

1.6 (KW00, KW0Y)

1598 ccm	64 kW	K7M 750	02.08 -	W-P; CAM		KT 1128 W2
----------	-------	---------	---------	----------	--	-------------------

1.6 16V (KW0D)

1598 ccm	78 kW	K4M 830;K4M 831	02.08 -	ALT	FROM: 02.09	6 PK 1205
----------	-------	-----------------	---------	-----	-------------	------------------

1.6 16V Hi-Flex

1598 ccm	78 kW	K4M 850	02.08 -	ALT	FROM: 02.09	6 PK 1205
----------	-------	---------	---------	-----	-------------	------------------

1.5 dCi (KW0A)

1461 ccm	50 kW	K9K 800	02.08 -	CAM		ZRK 1325
				CAM		KT 1368
				W-P; CAM		KT 1368 W2

1.5 dCi (KW0B)

1461 ccm	63 kW	K9K 802	02.08 -	ALT	- AC	6 PK 1130
				ALT	+ AC	6 PK 1205
				CAM		ZRK 1325
				CAM		KT 1368
				W-P; CAM		KT 1368 W2

1.5 dCi (KW0C, KW0F)

1461 ccm	76 kW	K9K 804;K9K 806	02.08 -	ALT	FROM: 02.09	6 PK 1205
				W-P; CAM		KT 1368 W2

1.5 dCi 110

1461 ccm	80 kW	K9K 804	09.10 -	W-P; CAM		KT 1368 W2
----------	-------	---------	---------	----------	--	-------------------

KANGOO Express (FW0/1_)

1.6

1598 ccm	64 kW	K7M 750	02.08 -	W-P; CAM		KT 1128 W2
----------	-------	---------	---------	----------	--	-------------------

1.6 16V LPG

1598 ccm	72 kW	K4M 834	02.08 -	ALT	MOD: Rapid	6 PK 1205
----------	-------	---------	---------	-----	------------	------------------

1.6 16V

1598 ccm	78 kW	K4M 830	02.08 -	ALT	MTR-CODE: K4M830; MOD: EspressVan	6 PK 1205
				ALT	MTR-CODE: K4M830; MOD: Express	6 PK 1205
				ALT	MTR-CODE: K4M830; MOD: Rapid	6 PK 1205
				ALT	MTR-CODE: K4M831; MOD: EspressVan	6 PK 1130
				ALT	MTR-CODE: K4M831; MOD: Express	6 PK 1130

1.5 dCi

1461 ccm	50 kW	K9K 800	02.08 -	CAM		ZRK 1325
				W-P; CAM		KT 1368 W2

1.5 dCi 85 (FW0A, FW0B)

1461 ccm	63 kW	K9K 800;K9K 802	02.08 -	ALT	MTR-CODE: K9K800;K9K802; MOD: EspressVan; - AC	6 PK 1130
				ALT	MTR-CODE: K9K800;K9K802; MOD: EspressVan; + AC	6 PK 1205
				ALT	MTR-CODE: K9K800;K9K802; MOD: Express; - AC	6 PK 1130
				ALT	MTR-CODE: K9K800;K9K802; MOD: Express; + AC	6 PK 1205
				ALT	MTR-CODE: K9K800;K9K802; MOD: Rapid; - AC	6 PK 1130
				ALT	MTR-CODE: K9K800;K9K802; MOD: Rapid; + AC	6 PK 1205
				CAM		ZRK 1325



RENAULT

KANGOO Express (FW0/1_)

1.5 dCi 85 (FW0A, FW0B)

1461 ccm 63 kW K9K 800;K9K 802 02.08 - W-P; CAM **KT 1368 W2**

1.5 dCi 90 (FW0G)

1461 ccm 66 kW K9K 808 06.09 - ALT **6 PK 1130**
ALT **6 PK 1205**
MOD: Express; - AC
MOD: Express; + AC

1.5 dCi (FW0F)

1461 ccm 76 kW K9K 806 02.08 - ALT **6 PK 1130**
ALT **6 PK 1205**
ALT **6 PK 1205**
W-P; CAM **KT 1368 W2**
MTR-CODE: K9K804;K9K806; MOD: Express; - AC
MTR-CODE: K9K804;K9K806; MOD: Express; + AC
MTR-CODE: K9K804;K9K806; MOD: Rapid

1.5 dCi 110

1461 ccm 80 kW K9K 804 09.10 - W-P; CAM MTR-CODE: K9K 804 **KT 1368 W2**

KANGOO BE BOP (KW0/1_)

1.6 (KW0D)

1598 ccm 78 kW K4M 830 02.09 - ALT **6 PK 1205**
CAM **KT 1406**
CAM **KT 1406 W1**

1.5 dCi (KW0F)

1461 ccm 76 kW K9K 806 02.09 - ALT **6 PK 1205**
W-P; CAM **KT 1368 W2**

KOLEOS (HY_)

2.0 dCi (HY0K)

1995 ccm 110 kW M9R 855;M9R 856;M9R 862;M9R 865;M9R 866 09.08 - ALT **7 PK 1705**

2.0 dCi 4x4 (HY0K)

1995 ccm 110 kW M9R 855;M9R 856;M9R 862;M9R 865;M9R 866 09.08 - ALT **7 PK 1705**

2.0 dCi 4x4 (HY0B)

1995 ccm 127 kW M9R 830 09.08 - ALT **7 PK 1705**

LAGUNA I (B56_, 556_)

1.6 16V (B568, B561)

1598 ccm 79 kW K4M 720 11.97 - 03.01 ALT **5 PK 1110**
ALT **5 PK 1750**
CAM **ZRK 1470**
CAM **KT 1406**
CAM **KT 1406 W1**
FROM: 07.98; - AC
FROM: 07.98; + AC

1.8 (B56A/B)

1794 ccm 66 kW F3P 720;F3P 724 11.93 - 03.01 ALT **6 PK 1432**
ALT **6 PK 1125**
ALT **6 PK 1660**
CAM **ZRK 1276**
CAM **KT 1010**
- AC; AU
- AC; MAN
+ AC

1.8 (B56S/T/0)

1783 ccm 66 kW F3P 670;F3P 678 08.95 - 03.01 CAM **ZRK 1276**
CAM **KT 1010**

1.8

1783 ccm 69 kW F3P 674 06.95 - 02.01 ALT **6 PK 1432**
ALT **6 PK 1125**
ALT **6 PK 1660**
- AC; AU
- AC; MAN
+ AC

1.8 (B56Z)

1794 ccm 69 kW F3P 720;F3P 724 08.95 - 03.01 ALT **6 PK 1432**
ALT **6 PK 1125**
ALT **6 PK 1660**
CAM **ZRK 1276**
CAM **KT 1010**
- AC; AU
- AC; MAN
+ AC

1.8

1794 ccm 70 kW F3P 676 06.95 - 06.98 ALT **6 PK 1432**
ALT **6 PK 1125**
ALT **6 PK 1660**
- AC; AU
- AC; MAN
+ AC

1.8 16V (B563, B564)

1783 ccm 88 kW F4P 760 04.98 - 03.01 ALT **5 PK 1125**
ALT **5 PK 1750**
CAM **ZRK 1183**
CAM **KT 1312**
CAM **KT 1315**
- AC
+ AC



RENAULT

LAGUNA I (B56_, 556_)

2.0 16V (B56D/M)

1948 ccm	102 kW	N7Q 700;N7Q 704	06.95 - 03.01	ALT	- AC	6 PK 1240
				ALT	+ AC	6 PK 1605
				CAM	FROM: 12.97; MTR-CODE: N7Q704	ZRK 1187
				CAM	MTR-CODE: N7Q700	ZRK 1191
				CAM	UNTIL: 12.97; MTR-CODE: N7Q704	ZRK 1191
				CAM	FROM: 12.97; MTR-CODE: N7Q704	KT 1317
				CAM	MTR-CODE: N7Q700	KT 1118
				CAM	UNTIL: 12.97; MTR-CODE: N7Q704	KT 1118
				CAM	FROM: 12.97	KT 1317 W1
				W-P; CAM	UNTIL: 12.97	KT 1520 W1

2.0

1948 ccm	103 kW	N7Q 700;N7Q 704	06.95 - 02.01	ALT	MTR-CODE: N7Q700; - AC	6 PK 1240
				ALT	MTR-CODE: N7Q700; + AC	6 PK 1605
				ALT	MTR-CODE: N7Q704; - AC	6 PK 1240
				ALT	MTR-CODE: N7Q704; + AC	6 PK 1605
				W-P; CAM	UNTIL: 12.97	KT 1520 W1

2.0

1998 ccm	80 kW	F3R 611	03.99 - 03.01	ALT	- AC; AU	6 PK 1432
				ALT	- AC; MAN	6 PK 1125
				ALT	+ AC	6 PK 1660
				CAM	MTR-CODE: F3R611;768;769	ZRK 1135
				CAM	MTR-CODE: F3R611;768;769	KT 1279

2.0 (B56C/H/N)

1998 ccm	83 kW	F3R 722;F3R 723	11.93 - 03.01	ALT	- AC; AU	6 PK 1432
				ALT	- AC; MAN	6 PK 1125
				ALT	+ AC	6 PK 1660
				CAM		ZRK 1135
				CAM		KT 1117

2.0

1998 ccm	84 kW	F3R 768	06.95 - 02.01	ALT	- AC; AU	6 PK 1432
				ALT	- AC; MAN	6 PK 1125
				ALT	+ AC	6 PK 1660
				CAM		ZRK 1135
				CAM		KT 1117

2.0

1998 ccm	102 kW	F4R 780	09.99 - 02.01	ALT		5 PK 1750
----------	--------	---------	---------------	-----	--	-----------

2.0 16V (556A/B)

1998 ccm	103 kW	F4R 780	09.99 - 03.01	ALT		5 PK 1750
				CAM		ZRK 1183
				CAM		KT 1315

3.0 24V (B56V)

2946 ccm	140 kW	L7X 700;L7X 701	03.97 - 03.01	ALT		6 PK 1600
				CAM		ZRK 1703

3.0 (B56E/R, B565)

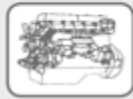
2963 ccm	123 kW	Z7X 760;Z7X 765	11.93 - 03.01	ALT	- AC	4 PK 962
				ALT	+ AC	5 PK 1378
				PS		5 PK 655
				W-P		5 PK 775

1.9 dTi (B56J)

1870 ccm	72 kW	F9Q 710;F9Q 716;F9Q 717	10.97 - 03.01	ALT	FROM: 07.98; MTR-CODE: F9Q710;F9Q716; - AC	6 PK 1138
				ALT	FROM: 07.98; MTR-CODE: F9Q710;F9Q716; + AC	6 PK 1642
				ALT	FROM: 09.99; MTR-CODE: F9Q717; - AC	6 PK 1138
				ALT	FROM: 09.99; MTR-CODE: F9Q717; + AC	6 PK 1642
				CAM	FROM: 11.00; MTR-CODE: F9Q710	ZRK 1069
				CAM	MTR-CODE: F9Q716	ZRK 1075
				CAM	MTR-CODE: F9Q717	ZRK 1069
				CAM	UNTIL: 10.00; MTR-CODE: F9Q710	ZRK 1075
				CAM	FROM: 11.00	KT 1493
				CAM	FROM: 11.00; MTR-CODE: F9Q 710	KT 1247
				CAM	MTR-CODE: F9Q 717	KT 1247
				CAM	MTR-CODE: F9Q716	KT 1132
				CAM	UNTIL: 10.00	KT 1490
				CAM	UNTIL: 10.00; MTR-CODE: F9Q710	KT 1132

1.9 dCi (B56W)

1870 ccm	79 kW	F9Q 718	09.99 - 03.01	ALT		6 PK 1795
				CAM		ZRK 1067



RENAULT

LAGUNA I (B56_, 556_)

1.9 dCi (B56W)

1870 ccm	79 kW	F9Q 718	09.99 - 03.01	CAM W-P; CAM	KT 1434 KT 1434 W1
----------	-------	---------	---------------	-----------------	-----------------------

2.2 D (B56F/2)

2188 ccm	61 kW	G8T 706;G8T 752;G8T 790;G8T 794	11.93 - 03.01	ALT	FROM: 04.94; MTR-CODE: G8T706	6 PK 1685
				ALT	FROM: 04.94; MTR-CODE: G8T752; - AC	6 PK 1010
				ALT	FROM: 04.94; MTR-CODE: G8T752; + AC	6 PK 1950
				ALT	MTR-CODE: G8T790	6 PK 1685
				ALT	MTR-CODE: G8T792;G8T794; - AC	6 PK 1010
				ALT	MTR-CODE: G8T792;G8T794; + AC	6 PK 1950
				ALT	MTR-CODE: G8T794; - AC	6 PK 1010
				ALT	MTR-CODE: G8T794; + AC	6 PK 1950
				CAM	FROM: 01.96	ZRK 1522
				CAM	UNTIL: 12.95; MTR-CODE: G8T-706;G8T-790	ZRK 1197
				VAC-P		ZRK 1204
				CAM	MTR-CODE: 752;794	KT 1086
				W-P; CAM	MTR-CODE: G8T 752;G8T 794	KT 1086 W1

2.2 dT (B569)

2188 ccm	83 kW	G8T 760	03.96 - 03.01	ALT	- AC	6 PK 1010
				ALT	+ AC	6 PK 1950
				CAM		ZRK 1522
				CAM		KT 1086
				W-P; CAM		KT 1086 W1

LAGUNA Grandtour (K56_)

1.6 16V (K568)

1598 ccm	79 kW	K4M 720	11.97 - 03.01	ALT	FROM: 07.98; MTR-CODE: K4M720; - AC	5 PK 1110
				ALT	FROM: 07.98; MTR-CODE: K4M720; + AC	5 PK 1750
				ALT	FROM: 07.98; MTR-CODE: K4M724; - AC	5 PK 1110
				ALT	FROM: 07.98; MTR-CODE: K4M724; + AC	5 PK 1750
				CAM		ZRK 1470
				CAM		KT 1406
				W-P; CAM		KT 1406 W1

1.8 (K56S/T/O)

1783 ccm	66 kW	F3P 670;F3P 678	09.95 - 03.01	ALT	- AC; AU	6 PK 1432
				ALT	- AC; MAN	6 PK 1125
				ALT	+ AC	6 PK 1660
				CAM		ZRK 1276
				CAM		KT 1010

1.8 (K56Z)

1794 ccm	69 kW	F3P 720;F3P 724	09.95 - 03.01	ALT	- AC; AU	6 PK 1432
				ALT	- AC; MAN	6 PK 1125
				ALT	+ AC	6 PK 1660
				CAM		ZRK 1276
				CAM		KT 1010

1.8 16V (K563, K564)

1783 ccm	88 kW	F4P 760	04.98 - 03.01	ALT	- AC	5 PK 1125
				ALT	+ AC	5 PK 1750
				CAM		ZRK 1183
				CAM	OE-NO.: 7701474022	KT 1315
				CAM	OE-NO.: 7701477184	KT 1312

2.0 (K56C/H)

1998 ccm	83 kW	F3R 722;F3R 723	09.95 - 03.01	ALT	MTR-CODE: F3R728;F3R729; - AC	6 PK 1125
				ALT	MTR-CODE: F3R728;F3R729; - AC; MAN	6 PK 1125
				ALT	MTR-CODE: F3R728;F3R729; + AC	6 PK 1660
				ALT	UNTIL: 10.95; MTR-CODE: F3R728;F3R729; - AC; AU	6 PK 1432
				CAM		ZRK 1135
				CAM		KT 1117

2.0

1998 ccm	84 kW	F3R 768	10.98 - 01.01	ALT	- AC; MAN	6 PK 1125
				ALT	+ AC	6 PK 1660
				CAM		ZRK 1135
				CAM		KT 1117

2.0 16V (K56D/M)

1948 ccm	102 kW	N7Q 700;N7Q 704	09.95 - 03.01	ALT	MTR-CODE: N7Q700; - AC	6 PK 1240
				ALT	MTR-CODE: N7Q700; + AC	6 PK 1605



RENAULT

LAGUNA Grandtour (K56_)

2.0 16V (K56D/M)

1948 ccm	102 kW	N7Q 700;N7Q 704	09.95 - 03.01	ALT	MTR-CODE: N7Q704; - AC	6 PK 1240
				ALT	MTR-CODE: N7Q704; + AC	6 PK 1605
				CAM	FROM: 12.97; MTR-CODE: N7Q704	ZRK 1187
				CAM	MTR-CODE: N7Q700	ZRK 1191
				CAM	UNTIL: 12.97; MTR-CODE: N7Q704	ZRK 1191
				CAM	FROM: 12.97; MTR-CODE: N7Q704	KT 1317
				CAM	MTR-CODE: N7Q700	KT 1118
				CAM	UNTIL: 12.97; MTR-CODE: N7Q704	KT 1118
				CAM	FROM: 12.97	KT 1317 W1
				W-P; CAM	UNTIL: 12.97	KT 1520 W1

2.0 16V (A56A/B)

1998 ccm	103 kW	F4R 780	09.99 - 03.01	ALT		5 PK 1750
				CAM		ZRK 1183
				CAM		KT 1315

3.0 24V (K56V)

2946 ccm	140 kW	L7X 700;L7X 701	03.97 - 03.01	ALT		6 PK 1600
				CAM		ZRK 1703

3.0 (K56R, K565)

2963 ccm	123 kW	Z7X 765	02.96 - 03.01	ALT	- AC	4 PK 962
				ALT	+ AC	5 PK 1378
				PS		5 PK 655
				W-P		5 PK 775

1.9 dTi (K56J)

1870 ccm	72 kW	F9Q 710;F9Q 716;F9Q 717	10.97 - 03.01	ALT	FROM: 07.98; MTR-CODE: F9Q710;F9Q716; - AC	6 PK 1138
				ALT	FROM: 07.98; MTR-CODE: F9Q710;F9Q716; + AC	6 PK 1642
				ALT	FROM: 09.99; MTR-CODE: F9Q717; - AC	6 PK 1138
				ALT	FROM: 09.99; MTR-CODE: F9Q717; + AC	6 PK 1642
				CAM	FROM: 11.00; MTR-CODE: F9Q710	ZRK 1069
				CAM	MTR-CODE: F9Q716	ZRK 1075
				CAM	MTR-CODE: F9Q717	ZRK 1069
				CAM	UNTIL: 10.00; MTR-CODE: F9Q710	ZRK 1075
				CAM	FROM: 11.00	KT 1493
				CAM	FROM: 11.00; MTR-CODE: F9Q 710	KT 1247
				CAM	MTR-CODE: F9Q 717	KT 1247
				CAM	MTR-CODE: F9Q716	KT 1132
				CAM	UNTIL: 10.00	KT 1490
				CAM	UNTIL: 10.00; MTR-CODE: F9Q710	KT 1132

1.9 dCi (K56W)

1870 ccm	79 kW	F9Q 718	09.99 - 03.01	ALT		6 PK 1795
				CAM		ZRK 1067
				CAM		KT 1434
				W-P; CAM		KT 1434 W1

2.2 D (K56F/2, S56F)

2188 ccm	61 kW	G8T 706;G8T 752;G8T 790;G8T 794	09.95 - 03.01	ALT	MTR-CODE: G8T706	6 PK 1685
				ALT	MTR-CODE: G8T752; - AC	6 PK 1010
				ALT	MTR-CODE: G8T752; + AC	6 PK 1950
				ALT	MTR-CODE: G8T760;G8T792; - AC	6 PK 1010
				ALT	MTR-CODE: G8T760;G8T792; + AC	6 PK 1950
				CAM	FROM: 01.96	ZRK 1522
				CAM	UNTIL: 12.95; MTR-CODE: G8T-706;G8T-790	ZRK 1197
				VAC-P		ZRK 1204
				CAM	MTR-CODE: 752;794	KT 1086
				W-P; CAM	MTR-CODE: G8T 752;G8T 794	KT 1086 W1

2.2 dT (K569)

2188 ccm	83 kW	G8T 760	03.96 - 03.01	ALT	- AC	6 PK 1010
				ALT	+ AC	6 PK 1950
				CAM		ZRK 1522
				CAM		KT 1086
				W-P; CAM		KT 1086 W1

LAGUNA II (BG0/1_)

1.6 16V (BG0A, BG0L)

1598 ccm	79 kW	K4M 710;K4M 714	03.01 -	ALT	MTR-CODE: K4M710; - AC	5 PK 1110
				ALT	MTR-CODE: K4M710; + AC	5 PK 1750
				ALT	MTR-CODE: K4M714; - AC	5 PK 1110
				ALT	MTR-CODE: K4M714; + AC	5 PK 1750



RENAULT

LAGUNA II (BG0/1_)

1.6 16V (BG0A, BG0L)

1598 ccm	79 kW	K4M 710;K4M 714	03.01 -	CAM CAM W-P; CAM		ZRK 1470 KT 1406 KT 1406 W1
----------	-------	-----------------	---------	------------------------	--	-----------------------------------

1.6 16V (BG1G, BG1H)

1598 ccm	82 kW	K4M 716	02.05 -	ALT CAM CAM W-P; CAM		6 PK 1820 ZRK 1470 KT 1410 KT 1410 W1
----------	-------	---------	---------	-------------------------------	--	--

1.8 16V (BG06, BG0J, BG0M)

1783 ccm	85 kW	F4P 770;F4P 771;F4P 773;F4P 774;F4P 775	03.01 -	ALT	MTR-CODE: F4P770;F4P771;F4P772	6 PK 1800
				ALT	MTR-CODE: F4P774	6 PK 1795
				ALT	MTR-CODE: F4P774;F4P775	6 PK 1795
				CAM		ZRK 1475
				CAM	FROM: 04.01	KT 1409
				CAM	UNTIL: 03.01	KT 1408

1.8 16V (BG04, BG0B, BG0C, BG0V)

1783 ccm	86 kW	F4P 770;F4P 774	03.01 -	ALT	MTR-CODE: F4P770;F4P771;F4P772	6 PK 1800
				ALT	MTR-CODE: F4P774;F4P775	6 PK 1795

1.8 16V (BG0B, BG0M)

1783 ccm	88 kW	F4P 770;F4P 773	03.01 -	ALT		6 PK 1800
				CAM		ZRK 1475
				CAM	FROM: 04.01	KT 1409
				CAM	UNTIL: 03.01	KT 1408

1.8 16V (BG0B, BG0C, BG0J, BG0M, BG0V)

1783 ccm	89 kW	F4P 770;F4P 772	03.01 -	ALT	MTR-CODE: F4P770	6 PK 1800
				ALT	MTR-CODE: F4P770;F4P771;F4P772	6 PK 1800
				CAM		ZRK 1475
				CAM	FROM: 05.01; MTR-CODE: F4P770;F4P774	KT 1409
				CAM	UNTIL: 04.01; MTR-CODE: F4P774	KT 1408

2.0 16V (BG00, BG0K, BG0P, BG0W)

1998 ccm	99 kW	F4R 712;F4R 713;F4R 714;F4R 715	08.02 -	ALT		6 PK 1795
				CAM		ZRK 1475
				CAM		KT 1409
				W-P; CAM		KT 1409 W1

2.0 16V IDE (BG0N)

1998 ccm	103 kW	F5R 700;F5R 701	04.01 -	ALT	FROM: 09.01	6 PK 1800
----------	--------	-----------------	---------	-----	-------------	-----------

2.0 16V Turbo (BG0S, BG0Z, BG1L, BG1M)

1998 ccm	120 kW	F4R 764;F4R 765;F4R 786;F4R 787	01.03 -	ALT	FROM: 09.03	6 PK 1795
				CAM		ZRK 1475
				CAM		KT 1409
				W-P; CAM		KT 1409 W1

2.0 16V

1998 ccm	125 kW	F4R 784;F4R 786;F4R 787	01.05 -	ALT		7 PK 1793
				CAM		ZRK 1475
				CAM		KT 1409
				W-P; CAM		KT 1409 W1

2.0 16V

1998 ccm	150 kW	F4R 886;F4R 887	01.05 -	ALT		7 PK 1793
				CAM		ZRK 1475
				CAM		KT 1409
				W-P; CAM		KT 1409 W1

3.0 V6 24V (BG01, BG02, BG0D, BG0Y)

2946 ccm	152 kW	L7X 731	03.01 -	ALT	FROM: 05.04	6 PK 1590
				ALT	UNTIL: 05.04	6 PK 1580
				CAM		ZRK 1703

1.9 dCi (BG05)

1870 ccm	68 kW	F9Q 664	03.04 -	ALT		7 PK 1793
				CAM		ZRK 1428
				CAM		KT 1371
				CAM		KT 1533 W1

1.9 dCi (BG0R)

1870 ccm	74 kW	F9Q 754	10.01 -	ALT		6 PK 1795
				CAM		ZRK 1067



RENAULT

LAGUNA II (BG0/1_)

1.9 dCi (BG0R)

1870 ccm	74 kW	F9Q 754	10.01 -	CAM W-P; CAM	KT 1434 KT 1434 W1
----------	-------	---------	---------	-----------------	-----------------------

1.9 dCi (BG0E)

1870 ccm	77 kW	F9Q 752	06.01 -	ALT ALT CAM CAM CAM	- AC + AC 5 PK 1125 6 PK 1795 ZRK 1067 KT 1434 KT 1434 W1
----------	-------	---------	---------	---------------------------------	---

1.9 dCi

1870 ccm	79 kW	F9Q 718;F9Q 754	03.01 -	ALT CAM CAM CAM	FROM: 09.01 6 PK 1795 ZRK 1067 KT 1434 KT 1434 W1
----------	-------	-----------------	---------	--------------------------	---

1.9 dCi (BG1A, BG1W)

1870 ccm	81 kW	F9Q 674;F9Q 758	01.05 -	ALT CAM CAM CAM	7 PK 1793 ZRK 1428 KT 1371 KT 1533 W1
----------	-------	-----------------	---------	--------------------------	--

1.9 dCi (BG0G)

1870 ccm	88 kW	F9Q 670;F9Q 674;F9Q 750	03.01 -	ALT CAM CAM CAM CAM	FROM: 06.03; MTR-CODE: F9Q670 7 PK 1793 ZRK 1067 KT 1434 KT 1533 W1 MTR-CODE: F9Q750 KT 1434 W1
----------	-------	-------------------------	---------	---------------------------------	---

1.9 dCi (BG1A, BG1V)

1870 ccm	96 kW	F9Q 758;F9Q 759	05.05 -	ALT CAM CAM CAM	7 PK 1793 ZRK 1428 KT 1371 MTR-CODE: F9Q6.74 KT 1533 W1
----------	-------	-----------------	---------	--------------------------	---

2.0 dCi (BG1T)

1995 ccm	110 kW	M9R 740	08.05 -	ALT	7 PK 1970
----------	--------	---------	---------	-----	-----------

2.0 dCi (BG14, BG1S)

1995 ccm	127 kW	M9R 760	01.06 -	ALT	7 PK 1970
----------	--------	---------	---------	-----	-----------

2.2 dCi (BG09)

2188 ccm	85 kW	G9T 600	04.04 -	ALT	6 PK 1775
----------	-------	---------	---------	-----	-----------

2.2 dCi

2188 ccm	102 kW	G9T 600;G9T 605;G9T 706;G9T 707	05.05 -	ALT CAM CAM	6 PK 1775 ZRK 1462 KT 1392
----------	--------	---------------------------------	---------	-------------------	----------------------------------

2.2 dCi (BG0F)

2188 ccm	110 kW	G9T 700;G9T 702	10.01 -	ALT ALT CAM CAM	FROM: 05.05; MTR-CODE: G9T702;G9T703 MTR-CODE: G9T702;G9T703 6 PK 1775 6 PK 1775 ZRK 1462 KT 1392
----------	--------	-----------------	---------	--------------------------	--

LAGUNA II Grandtour (KG0/1_)

1.6 16V (KG0A, KG0L)

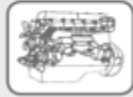
1598 ccm	79 kW	K4M 710;K4M 714	03.01 -	ALT ALT ALT ALT CAM CAM W-P; CAM	FROM: 06.05; MTR-CODE: K4M714; - AC FROM: 06.05; MTR-CODE: K4M714; + AC MTR-CODE: K4M710; - AC MTR-CODE: K4M710; + AC 5 PK 1110 5 PK 1750 5 PK 1110 5 PK 1750 ZRK 1470 KT 1406 KT 1406 W1
----------	-------	-----------------	---------	--	---

1.6 16V

1598 ccm	82 kW	K4M 716	02.05 -	ALT CAM CAM W-P; CAM	6 PK 1820 ZRK 1470 KT 1410 KT 1410 W1
----------	-------	---------	---------	-------------------------------	--

1.8 16V (KG0J)

1783 ccm	85 kW	F4P 770;F4P 771;F4P 774;F4P 775	03.01 -	ALT ALT ALT	MTR-CODE: F4P771 6 PK 1800 MTR-CODE: F4P772;F4P774 6 PK 1800 MTR-CODE: F4P774;F4P775 6 PK 1795
----------	-------	---------------------------------	---------	-------------------	---



RENAULT

LAGUNA II Grandtour (KG0/1_)

1.8 16V (KG0J)

1783 ccm	85 kW	F4P 770;F4P 771;F4P 774;F4P 775	03.01 -	CAM	MTR-CODE: F4P770;F4P771;F4P772;F4P773;F4P774	ZRK 1475
				CAM	FROM: 04.01	KT 1409
				CAM	UNTIL: 03.01; MTR-CODE: F4P770;F4P771;F4P772;F4P773	KT 1408

1.8 16V

1783 ccm	86 kW	F4P 770	03.01 -	ALT	MTR-CODE: F4P771	6 PK 1800
				ALT	MTR-CODE: F4P772;F4P774	6 PK 1800
				ALT	MTR-CODE: F4P774;F4P775	6 PK 1795

1.8 16V (KG0B, KG0M)

1783 ccm	88 kW	F4P 770;F4P 773	03.01 -	ALT		6 PK 1795
				CAM		ZRK 1475
				CAM	FROM: 04.01	KT 1409
				CAM	UNTIL: 03.01	KT 1408

1.8 16V

1783 ccm	89 kW	F4P 770;F4P 774	03.01 -	ALT	MTR-CODE: F4P770	6 PK 1795
				ALT	MTR-CODE: F4P772;F4P774	6 PK 1800
				CAM		ZRK 1475
				CAM		KT 1409

2.0 16V (KG00, KG0K, KG0W)

1998 ccm	99 kW	F4R 712;F4R 713;F4R 714;F4R 715	08.02 -	ALT		6 PK 1795
				CAM		ZRK 1475
				CAM		KT 1409
				W-P; CAM		KT 1409 W1

2.0 16V IDE (KG0N)

1998 ccm	103 kW	F5R 700;F5R 701	04.01 -	ALT	FROM: 09.01	6 PK 1800
----------	--------	-----------------	---------	-----	-------------	-----------

2.0 16V Turbo (KG0S, KG0Z, KG1L, KG1M)

1998 ccm	120 kW	F4R 764;F4R 765;F4R 786;F4R 787	01.03 -	ALT	MTR-CODE: F4R764;F4R765	6 PK 1795
				ALT	MTR-CODE: F4R765	6 PK 1795
				CAM		ZRK 1475
				CAM		KT 1409
				W-P; CAM		KT 1409 W1

2.0 16V

1998 ccm	125 kW	F4R 784;F4R 786;F4R 787	01.05 -	ALT	MTR-CODE: F4R784	7 PK 1793
				ALT	MTR-CODE: F4R786;F4R787	7 PK 1793
				CAM		ZRK 1475
				CAM		KT 1409
				W-P; CAM		KT 1409 W1

2.0 16V

1998 ccm	150 kW	F4R 886;F4R 887	01.05 -	ALT		7 PK 1793
				CAM		ZRK 1475
				CAM		KT 1409
				W-P; CAM		KT 1409 W1

3.0 V6 24V (KG0D)

2946 ccm	152 kW	L7X 731	03.01 -	ALT	FROM: 05.04	6 PK 1590
				ALT	UNTIL: 05.04	6 PK 1580
				CAM		ZRK 1703

1.9 dCi (KG05)

1870 ccm	68 kW	F9Q 664	03.04 -	ALT		7 PK 1793
				CAM		ZRK 1428
				CAM		KT 1371
				CAM		KT 1533 W1

1.9 dCi (KG0E, KG0R)

1870 ccm	74 kW	F9Q 754	10.01 -	ALT		6 PK 1795
				CAM		ZRK 1067
				CAM		KT 1434
				W-P; CAM		KT 1434 W1

1.9 dCi (KG0E)

1870 ccm	77 kW	F9Q 752	06.01 -	ALT	- AC	5 PK 1125
				ALT	+ AC	6 PK 1795
				CAM		ZRK 1067
				CAM		KT 1434
				CAM		KT 1434 W1



RENAULT

LAGUNA II Grandtour (KG0/1_)

1.9 dCi						
1870 ccm	79 kW	F9Q 718;F9Q 754	03.01 -	ALT CAM CAM	FROM: 09.01	6 PK 1795 ZRK 1067 KT 1434
1.9 dCi (KG1A, KG1W)						
1870 ccm	81 kW	F9Q 674;F9Q 758	01.05 -	ALT CAM CAM CAM	MTR-CODE: F9Q.7.58/F	7 PK 1793 ZRK 1428 KT 1371 KT 1533 W1
1.9 dCi (KG0G)						
1870 ccm	88 kW	F9Q 670;F9Q 674;F9Q 750	03.01 -	ALT CAM CAM CAM CAM	FROM: 09.01; MTR-CODE: F9Q670 MTR-CODE: F9Q.6.74 MTR-CODE: F9Q750	7 PK 1793 ZRK 1067 KT 1434 KT 1533 W1 KT 1434 W1
1.9 dCi (KG1V)						
1870 ccm	96 kW	F9Q 758;F9Q 759	05.05 -	ALT CAM CAM CAM	MTR-CODE: F9Q.7.58/F	7 PK 1793 ZRK 1428 KT 1371 KT 1533 W1
2.0 dCi (KG1T)						
1995 ccm	110 kW	M9R 740	08.05 -	ALT		7 PK 1970
2.0 dCi (KG1S)						
1995 ccm	127 kW	M9R 760	01.06 -	ALT		7 PK 1970
2.2 dCi (KG09)						
2188 ccm	85 kW	G9T 600	04.04 -	ALT		6 PK 1775
2.2 dCi						
2188 ccm	102 kW	G9T 600;G9T 706;G9T 707	05.05 -	ALT CAM CAM		6 PK 1775 ZRK 1462 KT 1392
2.2 dCi (KG0F)						
2188 ccm	110 kW	G9T 702	10.01 -	ALT CAM CAM	MTR-CODE: G9T702;G9T703	6 PK 1775 ZRK 1462 KT 1392
LAGUNA III (BT0/1)						
1.6 16V (BT04, BT0D, BT0U)						
1598 ccm	81 kW	K4M 824	10.07 -	ALT W-P; CAM		6 PK 1820 KT 1410 W1
2.0 16V Turbo						
1998 ccm	125 kW	F4R 811	10.07 -	ALT ALT CAM CAM W-P; CAM	MTR-CODE: F4R800;F4R811 MTR-CODE: F4R811;F4R813	7 PK 1793 7 PK 1793 ZRK 1475 KT 1409 KT 1409 W1
2.0 GT						
1998 ccm	150 kW	F4R 800	03.08 -	ALT CAM CAM W-P; CAM		7 PK 1793 ZRK 1475 KT 1409 KT 1409 W1
1.5 dCi (BT00, BT0A, BT0T, BT1J)						
1461 ccm	81 kW	K9K 780	10.07 -	ALT W-P; CAM		6 PK 1205 KT 1368 W2
2.0 dCi (BT08, BT0K, BT0J, BT14, BT1A, BT1D)						
1995 ccm	96 kW	M9R 742;M9R 744;M9R 802	10.07 -	ALT ALT	MTR-CODE: M9R742;M9R744 MTR-CODE: M9R800;M9R802	7 PK 1705 7 PK 1970
2.0 dCi (BT01, BT09, BT12, BT1S)						
1995 ccm	110 kW	M9R 802;M9R 805;M9R 814	10.07 -	ALT		7 PK 1970
2.0 dCi (BT0M, BT0N, BT19)						
1995 ccm	127 kW	M9R 800;M9R 809;M9R 815	01.08 -	ALT ALT ALT	MTR-CODE: M9R800;M9R802 MTR-CODE: M9R809 MTR-CODE: M9R815	7 PK 1970 7 PK 1970 7 PK 1705
2.0 dCi GT (BT1E, BT1N)						
1995 ccm	131 kW	M9R 816	03.08 -	ALT		7 PK 1970



RENAULT

LAGUNA III Grandtour (KT0/1)

1.6 16V (KT0D)

1598 ccm	81 kW	K4M 824	10.07 -	ALT W-P; CAM		6 PK 1820 KT 1410 W1
----------	-------	---------	---------	-----------------	--	-------------------------

2.0 16V Turbo

1998 ccm	125 kW	F4R 811	10.07 -	ALT ALT CAM CAM W-P; CAM	MTR-CODE: F4R800;F4R811 MTR-CODE: F4R813	7 PK 1793 7 PK 1793 ZRK 1475 KT 1409 KT 1409 W1
----------	--------	---------	---------	--------------------------------------	---	---

2.0 GT

1998 ccm	150 kW	F4R 800	03.08 -	ALT CAM CAM W-P; CAM		7 PK 1793 ZRK 1475 KT 1409 KT 1409 W1
----------	--------	---------	---------	-------------------------------	--	--

1.5 dCi (KT0A)

1461 ccm	81 kW	K9K 780	10.07 -	ALT W-P; CAM	FROM: 02.08	6 PK 1205 KT 1368 W2
----------	-------	---------	---------	-----------------	-------------	-------------------------

2.0 dCi (KT01, KT08, KT0K, KT0J, KT1A, KT1D)

1995 ccm	96 kW	M9R 742;M9R 744;M9R 802	10.07 -	ALT ALT	MTR-CODE: M9R742;M9R744; FROM: 01.08 MTR-CODE: M9R802;M9R800	7 PK 1705 7 PK 1970
----------	-------	-------------------------	---------	------------	---	------------------------

2.0 dCi (KT01, KT09, KT12, KT1S)

1995 ccm	110 kW	M9R 802;M9R 805;M9R 814	10.07 -	ALT		7 PK 1970
----------	--------	-------------------------	---------	-----	--	-----------

2.0 dCi (KT0M, KT0N, KT19)

1995 ccm	127 kW	M9R 800;M9R 809;M9R 815	01.08 -	ALT		7 PK 1970
----------	--------	-------------------------	---------	-----	--	-----------

2.0 dCi GT (KT11, KT1E, KT1N)

1995 ccm	131 kW	M9R 816;M9R 820	03.08 -	ALT		7 PK 1970
----------	--------	-----------------	---------	-----	--	-----------

LAGUNA Coupe (DT0/1)

2.0 16V Turbo

1998 ccm	125 kW	F4R 811;F4Rt 811	09.08 -	ALT ALT CAM CAM W-P; CAM	MTR-CODE: F4R800;F4R811 MTR-CODE: F4R811;F4R813	7 PK 1793 7 PK 1793 ZRK 1475 KT 1409 KT 1409 W1
----------	--------	------------------	---------	--------------------------------------	--	---

2.0 GT

1998 ccm	150 kW	F4Rt 800	09.08 -	ALT CAM CAM W-P; CAM		7 PK 1793 ZRK 1475 KT 1409 KT 1409 W1
----------	--------	----------	---------	-------------------------------	--	--

2.0 dCi (DT01, DT09, DT12, DT1D)

1995 ccm	110 kW	M9R 802;M9R 805;M9R 814	09.08 -	ALT ALT	MTR-CODE: M9R814	7 PK 1970 7 PK 1705
----------	--------	-------------------------	---------	------------	------------------	------------------------

2.0 dCi (DT1M)

1995 ccm	127 kW	M9R 800;M9R 809;M9R 815	09.08 -	ALT ALT ALT	MTR-CODE: M9R800;M9R802 MTR-CODE: M9R809 MTR-CODE: M9R815	7 PK 1970 7 PK 1970 7 PK 1705
----------	--------	-------------------------	---------	-------------------	---	-------------------------------------

2.0 dCi GT (DT11, DT1E, DT1N)

1995 ccm	131 kW	M9R 816;M9R 820	03.08 -	ALT		7 PK 1970
----------	--------	-----------------	---------	-----	--	-----------

LATITUDE (L70_)

2.0 dCi 150 (L70H)

1995 ccm	110 kW	M9R 824;M9R 846	02.11 -	ALT		7 PK 1705
----------	--------	-----------------	---------	-----	--	-----------

2.0 dCi 175 (L70Y)

1995 ccm	127 kW	M9R 804;M9R 817;M9R 844	05.11 -	ALT		7 PK 1705
----------	--------	-------------------------	---------	-----	--	-----------


LOGAN (LS_)

1.4

1390 ccm	55 kW	K7J 710	09.04 -	ALT ALT ALT CAM CAM W-P; CAM	- AC; - PS + AC; + PS + PS; - AC	4 PK 715 5 PK 1750 5 PK 1110 ZRK 1317 KT 1128 KT 1128 W2
----------	-------	---------	---------	---	--	---

1.6

1598 ccm	64 kW	K7M 710	09.04 -	ALT ALT ALT	FROM: 08.05; - AC; - PS FROM: 08.05; + AC; + PS FROM: 08.05; + PS; - AC	4 PK 715 5 PK 1750 5 PK 1110
----------	-------	---------	---------	-------------------	---	------------------------------------



RENAULT

LOGAN (LS_)

1.6						
1598 ccm	64 kW	K7M 710	09.04 -	CAM		ZRK 1317
				CAM		KT 1128
				W-P; CAM		KT 1128 W2
1.6						
1598 ccm	77 kW	K4M 690	04.07 -	CAM		ZRK 1470
				CAM		KT 1406
				CAM		KT 1406 W1
1.5 dCi						
1461 ccm	50 kW	K9K 792	04.07 -	CAM		ZRK 1325
				W-P; CAM		KT 1368 W2
1.5 dCi						
1461 ccm	63 kW	K9K 796	02.08 -	W-P; CAM		KT 1368 W2

LOGAN Kombi (KS_)

1.4						
1390 ccm	55 kW	K7J 710	10.07 -	ALT	- AC; - PS	4 PK 715
				ALT	+ AC; + PS	5 PK 1750
				ALT	+ PS; - AC	5 PK 1110
				CAM		ZRK 1317
				CAM		KT 1128
				W-P; CAM		KT 1128 W2
1.6						
1598 ccm	64 kW	K7M 710	04.07 -	ALT	- AC; - PS	4 PK 715
				ALT	+ AC; + PS	5 PK 1750
				ALT	+ PS; - AC	5 PK 1110
				CAM		ZRK 1317
				CAM		KT 1128
				W-P; CAM		KT 1128 W2
1.6						
1598 ccm	77 kW	K4M 697	04.07 -	ALT	MTR-CODE: K4M690; - PS	6 PK 1205
				ALT	MTR-CODE: K4M690; + PS	6 PK 1820
				ALT	MTR-CODE: K4M697; - AC	6 PK 1205
				ALT	MTR-CODE: K4M697; + AC; - PS	6 PK 1205
				ALT	MTR-CODE: K4M697; + AC; + PS	6 PK 1820
				CAM		ZRK 1470
				CAM		KT 1406
				CAM		KT 1406 W1
1.5 dCi						
1461 ccm	50 kW	K9K 792	04.07 -	ALT	- AC	5 PK 1130
				ALT	+ AC	6 PK 1205
				CAM		ZRK 1325
				W-P; CAM		KT 1368 W2
1.5 dCi						
1461 ccm	63 kW	K9K 796	02.08 -	W-P; CAM		KT 1368 W2

MEGANE I (BA0/1_)

1.4 Eco (BA0T)

1390 ccm	52 kW	E7J 624	01.96 - 03.99	ALT		3 PK 715
				PS	- AC	3 PK 835
				PS	FROM: 06.96; UNTIL: 06.97; + AC	4 PK 1260
				PS	FROM: 07.97; + AC	4 PK 1265
				PS	UNTIL: 06.96; + AC	5 PK 1260
				CAM		ZRK 1106
				CAM		KT 1018
				W-P; CAM		KT 1018 W3

1.4 e (BA0E, BA0V)

1390 ccm	55 kW	E7J 626;E7J 764	01.96 - 08.03	ALT	FROM: 03.99; MTR-CODE: E7J626; - AC	5 PK 1110
				ALT	FROM: 03.99; MTR-CODE: E7J626; + AC	5 PK 1750
				ALT	FROM: 06.96; UNTIL: 06.97; MTR-CODE: E7J624;E7J764; + AC	4 PK 1260
				ALT	MTR-CODE: E7J624;E7J764	3 PK 715
				PS	FROM: 07.97; MTR-CODE: E7J624;E7J764; + AC	4 PK 1265
				PS	MTR-CODE: E7J624;E7J764; - AC	3 PK 835
				PS	UNTIL: 06.96; MTR-CODE: E7J624;E7J764; + AC	5 PK 1260
				CAM	MTR-CODE: E7J626	ZRK 1317
				CAM	MTR-CODE: E7J764	ZRK 1106
				CAM	MTR-CODE: E7J.626	KT 1128



RENAULT

MEGANE I (BA0/1_)

1.4 e (BA0E, BA0V)

1390 ccm	55 kW	E7J 626;E7J 764	01.96 - 08.03	CAM	MTR-CODE: E7J764	KT 1018
				W-P; CAM	MTR-CODE: E7J 626	KT 1128 W1
				W-P; CAM	MTR-CODE: E7J 764	KT 1018 W3

1.4 16V (BA0D, BA1H, BA0W, BA10)

1390 ccm	70 kW	K4J 714;K4J 750	03.99 - 08.03	ALT	FROM: 09.01; MTR-CODE: K4J714; + AC	5 PK 1750
				ALT	FROM: 10.00; MTR-CODE: K4J714; - AC	5 PK 1110
				ALT	FROM: 10.00; UNTIL: 09.01; MTR-CODE: K4J714; + AC	6 PK 1751
				ALT	MTR-CODE: K4J750; - AC	5 PK 1110
				ALT	MTR-CODE: K4J750; + AC	5 PK 1750
				CAM		ZRK 1470
				CAM		KT 1406
				W-P; CAM		KT 1406 W1

1.6 i (BA0L)

1598 ccm	55 kW	K7M 720	01.96 - 03.99	ALT	FROM: 06.96; UNTIL: 06.97; MTR-CODE: K7M720; + AC	4 PK 1260
				ALT	MTR-CODE: K7M720	3 PK 715
				ALT	MTR-CODE: K7M790	3 PK 715
				PS	FROM: 06.96; MTR-CODE: K7M790; + AC	4 PK 1260
				PS	FROM: 07.97; + AC	4 PK 1265
				PS	MTR-CODE: K7M720; - AC	3 PK 835
				PS	MTR-CODE: K7M790	3 PK 835
				PS	UNTIL: 06.96; MTR-CODE: K7M720; + AC	5 PK 1260
				PS	UNTIL: 06.96; MTR-CODE: K7M790; + AC	5 PK 1260
				CAM		ZRK 1317
				CAM		KT 1128
				W-P; CAM		KT 1128 W2

1.6 e (BA0F, BA0S)

1598 ccm	66 kW	K7M 702;K7M 703;K7M 790	01.96 - 03.99	ALT	FROM: 06.96; UNTIL: 06.97; MTR-CODE: K7M702; + AC	4 PK 1260
				ALT	FROM: 06.96; UNTIL: 06.97; MTR-CODE: K7M703; + AC	4 PK 1260
				ALT	MTR-CODE: K7M702	3 PK 715
				ALT	MTR-CODE: K7M703	3 PK 715
				PS	FROM: 07.97; MTR-CODE: K7M702; + AC	4 PK 1265
				PS	FROM: 07.97; MTR-CODE: K7M703; + AC	4 PK 1265
				PS	MTR-CODE: K7M702; - AC	3 PK 835
				PS	MTR-CODE: K7M703; - AC	3 PK 835
				PS	UNTIL: 06.96; MTR-CODE: K7M702; + AC	5 PK 1260
				PS	UNTIL: 06.96; MTR-CODE: K7M703; + AC	5 PK 1260
				CAM		ZRK 1106
				CAM		KT 1018
				W-P; CAM		KT 1018 W1

1.6 16V (BA11, BA04, BA0B, BA1J)

1598 ccm	79 kW	K4M 700;K4M 701;K4M 704;K4M 708	03.99 - 08.03	ALT	FROM: 09.01; MTR-CODE: K4M712; + AC	5 PK 1750
				ALT	FROM: 10.00; MTR-CODE: K4M706; - AC	5 PK 1110
				ALT	FROM: 10.00; MTR-CODE: K4M706; + AC	6 PK 1751
				ALT	FROM: 10.00; MTR-CODE: K4M712; - AC	5 PK 1110
				ALT	FROM: 10.00; UNTIL: 09.01; MTR-CODE: K4M712; + AC	6 PK 1751
				ALT	MTR-CODE: K4M700;K4M701; - AC	5 PK 1110
				ALT	MTR-CODE: K4M700;K4M701; + AC	5 PK 1750
				CAM		ZRK 1470
				CAM		KT 1406
				W-P; CAM		KT 1406 W1

1.8 16V (BA06, BA12, BA1A, BA1M, BA1R)

1783 ccm	85 kW	F4P 720;F4P 722	01.01 - 08.03	ALT	MTR-CODE: F4P720	5 PK 1750
				ALT	MTR-CODE: F4P722	5 PK 1750
				CAM		ZRK 1183
				CAM	FROM: 04.01	KT 1312
				CAM	UNTIL: 04.01	KT 1315

2.0 i

1998 ccm	80 kW	F3R 750;F3R 751	03.99 - 08.03	ALT	MTR-CODE: F3R750;F3R751; - AC	6 PK 1125
				ALT	MTR-CODE: F3R750;F3R751; + AC	6 PK 1660
				ALT	MTR-CODE: F3R791; - AC	6 PK 1125
				ALT	MTR-CODE: F3R791; + AC	6 PK 1660



RENAULT

MEGANE I (BA0/1_)

2.0 i

1998 ccm	80 kW	F3R 750;F3R 751	03.99 - 08.03	ALT	MTR-CODE: F3R796;F3R797;F3R798; - AC	6 PK 1125
				ALT	MTR-CODE: F3R796;F3R797;F3R798; + AC	6 PK 1660
				CAM	MTR-CODE: F3R791;796;797;798	ZRK 1135
				CAM	MTR-CODE: F3R791;796;797;798	KT 1279

2.0 i (BA0G)

1998 ccm	84 kW	F3R 750;F3R 751	01.96 - 08.03	ALT	FROM: 04.97; MTR-CODE: F3R750;F3R751; - AC	6 PK 1125
				ALT	FROM: 04.97; MTR-CODE: F3R791; - AC	6 PK 1125
				ALT	FROM: 04.97; MTR-CODE: F3R791; + AC	6 PK 1660
				ALT	FROM: 04.97; MTR-CODE: F3R796;F3R797;F3R798; - AC	6 PK 1125
				ALT	FROM: 04.97; MTR-CODE: F3R796;F3R797;F3R798; + AC	6 PK 1660
				ALT	MTR-CODE: F3R750;F3R751; + AC	6 PK 1660
				ALT	UNTIL: 04.97; MTR-CODE: F3R750;F3R751; - AC	6 PK 1153
				CAM		ZRK 1135
				CAM		KT 1117

2.0 16V (BA0H)

1998 ccm	108 kW	F7R 710;F7R 714	07.96 - 08.03	ALT	- AC	6 PK 1125
				ALT	+ AC	6 PK 1642
				CAM		ZRK 1018

1.9 D Eco (B/SA0U, BA0A)

1870 ccm	47 kW	F8Q 620;F8Q 624	01.96 - 08.03	ALT	MTR-CODE: F8Q620; - AC	6 PK 1138
				ALT	MTR-CODE: F8Q620; + AC	6 PK 1642
				ALT	MTR-CODE: F8Q622;F8Q624; - AC	6 PK 1138
				ALT	MTR-CODE: F8Q622;F8Q624; + AC	6 PK 1642
				CAM	FROM: 09.96	ZRK 1195
				CAM	UNTIL: 08.96	ZRK 1147
				CAM	FROM: 09.96; MTR-CODE: F8Q624	KT 1131
				CAM	FROM: 09.96; MTR-CODE: F8Q624	KT 1343
				CAM	UNTIL: 08.96	KT 1048

1.9 dTi (BA1U)

1870 ccm	59 kW	F9Q 744	02.01 - 08.03	ALT	- AC	6 PK 1138
				ALT	+ AC	6 PK 1605
				CAM		ZRK 1069
				CAM		KT 1247
				CAM		KT 1493

1.9 dT (B/SA0K, B/SA0Y)

1870 ccm	66 kW	F8Q 784;F8Q 786	01.96 - 08.03	ALT	- AC	6 PK 1138
				ALT	+ AC	6 PK 1642
				CAM	FROM: 09.96	ZRK 1195
				CAM	UNTIL: 08.96	ZRK 1147
				CAM	FROM: 09.96; MTR-CODE: F8Q786	KT 1131
				CAM	FROM: 09.96; MTR-CODE: F8Q786	KT 1343
				CAM	UNTIL: 08.96	KT 1048

1.9 TDI

1870 ccm	69 kW	F8Q 784	09.96 - 08.03	CAM		ZRK 1195
				CAM		KT 1131

1.9 dTi (BA08, BA0N)

1870 ccm	72 kW	F9Q 730;F9Q 731;F9Q 734;F9Q 736	03.97 - 02.01	ALT	FROM: 02.00; MTR-CODE: F9Q738; - AC	6 PK 1138
				ALT	FROM: 03.99; MTR-CODE: F9Q736; - AC	6 PK 1138
				ALT	FROM: 03.99; MTR-CODE: F9Q736; + AC	6 PK 1642
				ALT	MTR-CODE: F8Q784;F8Q786; - AC	6 PK 1138
				ALT	MTR-CODE: F8Q784;F8Q786; + AC	6 PK 1642
				ALT	MTR-CODE: F9Q731; - AC	6 PK 1138
				ALT	MTR-CODE: F9Q731; + AC	6 PK 1642
				ALT	MTR-CODE: F9Q734; - AC	6 PK 1138
				ALT	MTR-CODE: F9Q734; + AC	6 PK 1642
				CAM	FROM: 11.00; MTR-CODE: F9Q736	ZRK 1069
				CAM	MTR-CODE: F9Q730;F9Q734	ZRK 1075
				CAM	MTR-CODE: F9Q731	ZRK 1069
				CAM	UNTIL: 10.00; MTR-CODE: F9Q736	ZRK 1075
				CAM	FROM: 11.00	KT 1493
				CAM	FROM: 11.00; MTR-CODE: F9Q 736	KT 1247
				CAM	MTR-CODE: F9Q 731	KT 1247
				CAM	MTR-CODE: F9Q730	KT 1490
				CAM	MTR-CODE: F9Q734	KT 1132



RENAULT

MEGANE I (BA0/1_)

1.9 dTi (BA08, BA0N)

1870 ccm	72 kW	F9Q 730;F9Q 731;F9Q 734;F9Q 736	03.97 - 02.01	CAM	UNTIL: 10.00; MTR-CODE: F9Q736	KT 1132
----------	-------	---------------------------------	---------------	-----	--------------------------------	---------

1.9 dCi (BA05, BA1F)

1870 ccm	75 kW	F9Q 732;F9Q 733	02.01 - 08.03	ALT	MTR-CODE: F9Q732; - AC	6 PK 1138
				ALT	MTR-CODE: F9Q732; + AC	6 PK 1605
				ALT	MTR-CODE: F9Q733; - AC	6 PK 1138
				ALT	MTR-CODE: F9Q733; + AC	6 PK 1605
				ALT	UNTIL: 03.01; MTR-CODE: F9Q732; + AC	6 PK 1642
				CAM		ZRK 1075
				CAM		KT 1132
				CAM		KT 1490

MEGANE I Classic (LA0/1_)

1.4 (LA0E, LA0V)

1390 ccm	55 kW	E7J 626;E7J 764	09.96 - 08.03	ALT	FROM: 02.97; MTR-CODE: E7J764	3 PK 715
				ALT	FROM: 03.99; MTR-CODE: E7J626; - AC	5 PK 1110
				ALT	FROM: 03.99; MTR-CODE: E7J626; + AC	5 PK 1750
				PS	FROM: 02.97; MTR-CODE: E7J764; - AC	3 PK 835
				PS	FROM: 02.97; UNTIL: 06.97; MTR-CODE: E7J764; + AC	4 PK 1260
				PS	FROM: 07.97; MTR-CODE: E7J764; + AC	4 PK 1265
				CAM	MTR-CODE: E7J626	ZRK 1317
				CAM	MTR-CODE: E7J764	ZRK 1106
				CAM	MTR-CODE: E7J626	KT 1128
				CAM	MTR-CODE: E7J764	KT 1018
				W-P; CAM	MTR-CODE: E7J 626	KT 1128 W1
				W-P; CAM	MTR-CODE: E7J 764	KT 1018 W3

1.4 16V (LA0D, LA1H, IA0W, LA10)

1390 ccm	70 kW	K4J 714;K4J 750	03.99 - 08.03	ALT	FROM: 10.99; MTR-CODE: K4J714; - AC	5 PK 1110
				ALT	FROM: 10.99; MTR-CODE: K4J714; + AC	5 PK 1750
				ALT	FROM: 10.99; MTR-CODE: K4J750; - AC	5 PK 1110
				ALT	FROM: 10.99; MTR-CODE: K4J750; + AC	5 PK 1750
				CAM		ZRK 1470
				CAM		KT 1406
				W-P; CAM		KT 1406 W1

1.6 i (LA0L)

1598 ccm	55 kW	K7M 720	09.96 - 03.99	ALT	MTR-CODE: K7M720	3 PK 715
				ALT	MTR-CODE: K7M790	3 PK 715
				PS	+ AC	5 PK 1260
				PS	MTR-CODE: K7M720; - AC	3 PK 835
				PS	MTR-CODE: K7M790	3 PK 835
				CAM		ZRK 1317
				CAM		KT 1128
				W-P; CAM		KT 1128 W2

1.6 e (LA0F, LA0S)

1598 ccm	66 kW	K7M 702;K7M 703;K7M 790	09.96 - 03.99	ALT		3 PK 715
				PS	- AC	3 PK 835
				PS	FROM: 07.97; + AC	4 PK 1265
				PS	UNTIL: 06.97; + AC	4 PK 1260
				CAM		ZRK 1106
				CAM		KT 1018
				W-P; CAM		KT 1018 W1

1.6 16V (La04, LA11, LA0B, LA1C, LA1J)

1598 ccm	79 kW	K4M 700;K4M 701;K4M 708	03.99 - 08.03	ALT	FROM: 04.02; MTR-CODE: K4M706; + AC	5 PK 1750
				ALT	FROM: 10.00; MTR-CODE: K4M706; - AC	5 PK 1110
				ALT	FROM: 10.00; UNTIL: 04.02; MTR-CODE: K4M706; + AC	6 PK 1751
				ALT	MTR-CODE: K4M700;K4M701; - AC	5 PK 1110
				ALT	MTR-CODE: K4M700;K4M701; + AC	5 PK 1750
				CAM		ZRK 1470
				CAM		KT 1406
				W-P; CAM		KT 1406 W1

1.8 16V (LA06, LA12, LA1A, LA1M, LA1R)

1783 ccm	85 kW	F4P 720;F4P 722	01.01 - 08.03	ALT		5 PK 1750
				CAM		ZRK 1183
				CAM	FROM: 04.01	KT 1312
				CAM	UNTIL: 04.01	KT 1315



RENAULT

MEGANE I Classic (LA0/1 _)

2.0 i (LA0G)

1998 ccm	80 kW	F3R 750;F3R 751;F3R 752;F3R 791;F3R 796;F3R 797;F3R 798	03.99 - 08.03	ALT	MTR-CODE: F3R750; + AC	6 PK 1660
				ALT	MTR-CODE: F3R751;F3R752; - AC	6 PK 1153
				ALT	MTR-CODE: F3R751;F3R752; + AC	6 PK 1660
				ALT	MTR-CODE: F3R791; + AC	6 PK 1660
				ALT	MTR-CODE: F3R796;F3R797;F3R798; + AC	6 PK 1660
				CAM	MTR-CODE: F3R791;796;797;798	ZRK 1135
				CAM	MTR-CODE: F3R791;796;797;798	KT 1279

2.0 i (LA07, LA0G)

1998 ccm	84 kW	F3R 750;F3R 751;F3R 752;F3R 791;F3R 796;F3R 797;F3R 798	09.96 - 08.03	ALT	FROM: 04.97; MTR-CODE: F3R750; - AC	6 PK 1125
				ALT	MTR-CODE: F3R750; + AC	6 PK 1660
				ALT	MTR-CODE: F3R751;F3R752; - AC	6 PK 1153
				ALT	MTR-CODE: F3R751;F3R752; + AC	6 PK 1660
				ALT	MTR-CODE: F3R791; - AC	6 PK 1125
				ALT	MTR-CODE: F3R791; + AC	6 PK 1660
				ALT	MTR-CODE: F3R796;F3R797;F3R798; - AC	6 PK 1125
				ALT	MTR-CODE: F3R796;F3R797;F3R798; + AC	6 PK 1660
				ALT	UNTIL: 04.97; MTR-CODE: F3R750; - AC	6 PK 1153
				CAM		ZRK 1135
				CAM		KT 1117

1.9 D (LA0A, LA0U)

1870 ccm	47 kW	F8Q 620;F8Q 624	09.96 - 08.03	ALT	FROM: 03.99; MTR-CODE: F8Q622; - AC	6 PK 1138
				ALT	FROM: 03.99; MTR-CODE: F8Q622; + AC	6 PK 1642
				ALT	MTR-CODE: F8Q620; - AC	6 PK 1138
				ALT	MTR-CODE: F8Q620; + AC	6 PK 1642
				ALT	MTR-CODE: F8Q624; - AC	6 PK 1138
				ALT	MTR-CODE: F8Q624; + AC	6 PK 1642
				CAM		ZRK 1195
				CAM	MTR-CODE: F8Q624	KT 1131
				CAM	MTR-CODE: F8Q624	KT 1343

1.9 dTi (LA1U)

1870 ccm	59 kW	F9Q 744	02.01 - 08.03	ALT	MTR-CODE: F9Q730; - AC	6 PK 1138
				ALT	MTR-CODE: F9Q730; + AC	6 PK 1642
				ALT	MTR-CODE: F9Q738; - AC	6 PK 1138
				ALT	MTR-CODE: F9Q738; + AC	6 PK 1605
				ALT	MTR-CODE: F9Q744; - AC	6 PK 1138
				ALT	MTR-CODE: F9Q744; + AC	6 PK 1605
				ALT	UNTIL: 03.01; MTR-CODE: F9Q744; + AC	6 PK 1642
				CAM		ZRK 1069
				CAM		KT 1247
				CAM		KT 1493

1.9 dT (LA0K, LA0Y)

1870 ccm	66 kW	F8Q 784;F8Q 786	09.96 - 08.03	ALT	- AC	6 PK 1138
				ALT	+ AC	6 PK 1642
				CAM		ZRK 1195
				CAM	MTR-CODE: F8Q786	KT 1131
				CAM	MTR-CODE: F8Q786	KT 1343

1.9 TDI

1870 ccm	69 kW	F8Q 784	09.96 - 08.03	ALT	- AC	6 PK 1138
				ALT	+ AC	6 PK 1642
				CAM		ZRK 1195
				CAM		KT 1131

1.9 dTi (LA08, LA0N)

1870 ccm	72 kW	F9Q 730;F9Q 731;F9Q 734;F9Q 736	03.97 - 02.01	ALT	FROM: 03.99; MTR-CODE: F9Q731; - AC	6 PK 1138
				ALT	FROM: 03.99; MTR-CODE: F9Q731; + AC	6 PK 1642
				ALT	FROM: 03.99; MTR-CODE: F9Q736; - AC	6 PK 1138
				ALT	FROM: 03.99; MTR-CODE: F9Q736; + AC	6 PK 1642
				ALT	MTR-CODE: F8Q784;F8Q786; - AC	6 PK 1138
				ALT	MTR-CODE: F8Q784;F8Q786; + AC	6 PK 1642
				ALT	MTR-CODE: F9Q734; - AC	6 PK 1138
				ALT	MTR-CODE: F9Q734; + AC	6 PK 1642
				CAM	FROM: 11.00; MTR-CODE: F9Q736	ZRK 1069
				CAM	MTR-CODE: F9Q730;F9Q734	ZRK 1075
				CAM	MTR-CODE: F9Q731	ZRK 1069
				CAM	UNTIL: 10.00; MTR-CODE: F9Q736	ZRK 1075



RENAULT

MEGANE I Classic (LA0/1_)

1.9 dTi (LA08, LA0N)

1870 ccm	72 kW	F9Q 730;F9Q 731;F9Q 734;F9Q 736	03.97 - 02.01	CAM		KT 1490
				CAM	FROM: 11.00	KT 1493
				CAM	FROM: 11.00; MTR-CODE: F9Q 736	KT 1247
				CAM	MTR-CODE: F9Q 731	KT 1247
				CAM	MTR-CODE: F9Q734	KT 1132
				CAM	UNTIL: 10.00; MTR-CODE: F9Q736	KT 1132

1.9 dCi (LA05, LA1F)

1870 ccm	75 kW	F9Q 732;F9Q 733;F9Q 738	02.01 - 08.03	ALT	MTR-CODE: F9Q732; - AC	6 PK 1138
				ALT	MTR-CODE: F9Q732; + AC	6 PK 1605
				ALT	MTR-CODE: F9Q732;F9Q733; - AC	6 PK 1138
				ALT	MTR-CODE: F9Q732;F9Q733; + AC	6 PK 1605
				ALT	UNTIL: 03.01; MTR-CODE: F9Q732;F9Q733; + AC	6 PK 1642
				CAM		ZRK 1075
				CAM		KT 1132
				CAM		KT 1490

MEGANE I Grandtour (KA0/1_)

1.4 e (KA0V)

1390 ccm	55 kW	E7J 626	03.99 - 08.03	ALT	- AC	5 PK 1110
				ALT	+ AC	5 PK 1750
				CAM		ZRK 1317
				CAM		KT 1128
				W-P; CAM		KT 1128 W1

1.4 16V (KA0D, KA1H, KA0W, KA10)

1390 ccm	70 kW	K4J 714;K4J 750	03.99 - 08.03	ALT	FROM: 09.01; MTR-CODE: K4J714; + AC	5 PK 1750
				ALT	FROM: 10.00; MTR-CODE: K4J714; - AC	5 PK 1110
				ALT	FROM: 10.00; UNTIL: 09.01; MTR-CODE: K4J714; + AC	6 PK 1751
				ALT	MTR-CODE: K4J750; - AC	5 PK 1110
				ALT	MTR-CODE: K4J750; + AC	5 PK 1750
				CAM		ZRK 1470
				CAM		KT 1406
				W-P; CAM		KT 1406 W1

1.6 e (KA0F)

1598 ccm	66 kW	K7M 702;K7M 703	03.99 - 08.03	ALT		3 PK 715
				PS	- AC	3 PK 835
				PS	+ AC	4 PK 1265
				CAM		ZRK 1106
				CAM		KT 1018
				W-P; CAM		KT 1018 W1

1.6 16V (KA0B, KA04, KA11)

1598 ccm	79 kW	K4M 700;K4M 701;K4M 704;K4M 708	03.99 - 08.03	ALT	- AC	5 PK 1110
				ALT	+ AC	5 PK 1750
				CAM		ZRK 1470
				CAM		KT 1406
				W-P; CAM		KT 1406 W1

1.8 16V (KA0S, KA12, KA1A, KA1M, KA1R)

1783 ccm	85 kW	F4P 720;F4P 722	01.01 - 08.03	ALT	MTR-CODE: F4P720	5 PK 1750
				ALT	MTR-CODE: F4P722	5 PK 1750
				CAM		ZRK 1183
				CAM	FROM: 04.01	KT 1312
				CAM	UNTIL: 04.01	KT 1315

1.9 D (KA0J, KA0R)

1870 ccm	47 kW	F8Q 622;F8Q 790	04.99 - 08.03	ALT	MTR-CODE: F8Q622; - AC	6 PK 1138
				ALT	MTR-CODE: F8Q622; + AC	6 PK 1642
				ALT	MTR-CODE: F8Q790; - AC	6 PK 1138
				ALT	MTR-CODE: F8Q790; + AC	6 PK 1642
				CAM		ZRK 1195
				CAM		KT 1131
				CAM		KT 1343

1.9 dTi (KA1U)

1870 ccm	59 kW	F9Q 744	02.01 - 08.03	ALT	MTR-CODE: F9Q738; - AC	6 PK 1138
				ALT	MTR-CODE: F9Q738; + AC	6 PK 1605
				ALT	MTR-CODE: F9Q744; - AC	6 PK 1138
				ALT	MTR-CODE: F9Q744; + AC	6 PK 1605



RENAULT

MEGANE I Grandtour (KA0/1_)

1.9 dTi (KA1U)

1870 ccm	59 kW	F9Q 744	02.01 - 08.03	CAM		ZRK 1069
				CAM		KT 1247
				CAM		KT 1493

1.9 dTi (KA0N)

1870 ccm	72 kW	F9Q 731;F9Q 736	03.99 - 02.01	ALT	MTR-CODE: F9Q731; - AC	6 PK 1138
				ALT	MTR-CODE: F9Q731; + AC	6 PK 1642
				ALT	MTR-CODE: F9Q736; - AC	6 PK 1138
				ALT	MTR-CODE: F9Q736; + AC	6 PK 1642
				CAM	FROM: 11.00; MTR-CODE: F9Q736	ZRK 1069
				CAM	MTR-CODE: F9Q731	ZRK 1069
				CAM	UNTIL: 10.00; MTR-CODE: F9Q736	ZRK 1075
				CAM	FROM: 11.00	KT 1493
				CAM	FROM: 11.00; MTR-CODE: F9Q 736	KT 1247
				CAM	MTR-CODE: F9Q 731	KT 1247
				CAM	UNTIL: 10.00	KT 1490
				CAM	UNTIL: 10.00; MTR-CODE: F9Q736	KT 1132

1.9 dCi (KA05, KA1F)

1870 ccm	75 kW	F9Q 732;F9Q 733;F9Q 738	02.01 - 08.03	ALT	MTR-CODE: F9Q732; - AC	6 PK 1138
				ALT	MTR-CODE: F9Q732; + AC	6 PK 1605
				ALT	MTR-CODE: F9Q733; - AC	6 PK 1138
				ALT	MTR-CODE: F9Q733; + AC	6 PK 1605
				ALT	UNTIL: 03.01; MTR-CODE: F9Q732; + AC	6 PK 1642
				ALT	UNTIL: 03.01; MTR-CODE: F9Q733; + AC	6 PK 1642
				CAM		ZRK 1075
				CAM		KT 1132
				CAM		KT 1490

MEGANE I Coach (DA0/1_)

1.4 16V (DA0D, DA1H, DA0W, DA10)

1390 ccm	70 kW	K4J 714;K4J 750	03.99 - 08.03	ALT	- AC	5 PK 1110
				ALT	+ AC	5 PK 1750
				CAM		ZRK 1470
				CAM		KT 1406
				W-P; CAM		KT 1406 W1

1.6 e (DA0F)

1598 ccm	66 kW	K7M 702;K7M 703	03.96 - 03.99	ALT		3 PK 715
				PS	- AC	3 PK 835
				PS	FROM: 07.97; + AC	4 PK 1265
				PS	UNTIL: 06.96; + AC	5 PK 1260
				PS	UNTIL: 06.97; + AC	4 PK 1260
				CAM		ZRK 1106
				CAM		KT 1018
				W-P; CAM		KT 1018 W1

1.6 16V (DA0B, DA04, DA11)

1598 ccm	79 kW	K4M 700;K4M 701;K4M 708	03.99 - 08.03	ALT	- AC	5 PK 1110
				ALT	+ AC	5 PK 1750
				CAM		ZRK 1470
				CAM		KT 1406
				W-P; CAM		KT 1406 W1

2.0 i

1998 ccm	80 kW	F3R 791;F3R 796	03.99 - 08.03	ALT		5 PK 1750
				CAM	MTR-CODE: F3R791;796;797;798	ZRK 1135
				CAM	MTR-CODE: F3R791;796;797;798	KT 1279

2.0 i (DA0G)

1998 ccm	84 kW	F3R 750;F3R 751	03.96 - 08.03	ALT	FROM: 04.97; MTR-CODE: F3R750;F3R751; - AC	6 PK 1125
				ALT	MTR-CODE: F3R750;F3R751; + AC	6 PK 1660
				ALT	MTR-CODE: F3R791;F3R796; - AC	6 PK 1125
				ALT	MTR-CODE: F3R791;F3R796; + AC	6 PK 1660
				ALT	UNTIL: 04.97; MTR-CODE: F3R750;F3R751; - AC	6 PK 1153
				CAM		ZRK 1135
				CAM		KT 1117

2.0 16V

1998 ccm	102 kW	F4R 746	01.02 - 08.03	ALT		5 PK 1750
				CAM	MTR-CODE: F4R746	ZRK 1183
				CAM	MTR-CODE: F5R740	ZRK 1327
				CAM		KT 1476



RENAULT

MEGANE I Coach (DA0/1_)

2.0 16V

1998 ccm 102 kW F4R 746 01.02 - 08.03 CAM MTR-CODE: F4R746 **KT 1312**

2.0 16V IDE (DA03, DA0P, DA14)

1998 ccm 103 kW F5R 740 11.99 - 08.03 ALT FROM: 03.01; MTR-CODE: F4R746; + AC **5 PK 1750**
ALT MTR-CODE: F5R740 **5 PK 1750**
CAM **ZRK 1327**

2.0 16V (DA0H)

1998 ccm 108 kW F7R 710;F7R 714 03.96 - 11.99 ALT FROM: 05.97; MTR-CODE: F7R714; - AC **6 PK 1125**
ALT FROM: 05.97; MTR-CODE: F7R714; + AC **6 PK 1642**
ALT MTR-CODE: F7R710;F7R714; - AC **6 PK 1125**
ALT MTR-CODE: F7R710;F7R714; + AC **6 PK 1642**
CAM **ZRK 1018**

1.9 dTi (DA0N)

1870 ccm 72 kW F9Q 731;F9Q 734;F9Q 736 03.97 - 02.01 ALT FROM: 03.99; MTR-CODE: F9Q731; - AC **6 PK 1138**
ALT FROM: 03.99; MTR-CODE: F9Q731; + AC **6 PK 1642**
ALT FROM: 03.99; MTR-CODE: F9Q734; - AC **6 PK 1138**
ALT FROM: 03.99; MTR-CODE: F9Q734; + AC **6 PK 1642**
ALT MTR-CODE: F9Q736; - AC **6 PK 1138**
ALT MTR-CODE: F9Q736; + AC **6 PK 1642**
CAM FROM: 11.00; MTR-CODE: F9Q736 **ZRK 1069**
CAM MTR-CODE: F9Q731 **ZRK 1069**
CAM MTR-CODE: F9Q734 **ZRK 1075**
CAM UNTIL: 10.00; MTR-CODE: F9Q736 **ZRK 1075**
CAM FROM: 11.00 **KT 1493**
CAM FROM: 11.00; MTR-CODE: F9Q 736 **KT 1247**
CAM MTR-CODE: F9Q 731 **KT 1247**
CAM MTR-CODE: F9Q734 **KT 1132**
CAM UNTIL: 10.00 **KT 1490**
CAM UNTIL: 10.00; MTR-CODE: F9Q736 **KT 1132**

1.9 dCi (DA05, DA1F)

1870 ccm 75 kW F9Q 732;F9Q 733 02.01 - 08.03 ALT MTR-CODE: F9Q732; - AC **6 PK 1138**
ALT MTR-CODE: F9Q732; + AC **6 PK 1605**
ALT MTR-CODE: F9Q733; - AC **6 PK 1138**
ALT MTR-CODE: F9Q733; + AC **6 PK 1605**
ALT UNTIL: 03.01; MTR-CODE: F9Q732; + AC **6 PK 1642**
CAM **ZRK 1075**
CAM **KT 1132**
CAM **KT 1490**

MEGANE I Cabriolet (EA0/1_)

1.4 16V (EA0D, EA1H, EA0W, EA10)

1390 ccm 70 kW K4J 714;K4J 750 03.99 - 08.03 ALT FROM: 09.01; MTR-CODE: K4J714; + AC **5 PK 1750**
ALT FROM: 09.01; MTR-CODE: K4J750; + AC **5 PK 1750**
ALT FROM: 10.00; MTR-CODE: K4J714; - AC **5 PK 1110**
ALT FROM: 10.00; UNTIL: 09.01; MTR-CODE: K4J714; + AC **6 PK 1751**
ALT MTR-CODE: K4J750; - AC **5 PK 1110**
ALT UNTIL: 09.01; MTR-CODE: K4J750; + AC **6 PK 1751**
CAM **ZRK 1470**
CAM **KT 1406**
W-P; CAM **KT 1406 W1**

1.6 e (EA0F)

1598 ccm 66 kW K7M 702;K7M 703 10.96 - 03.99 ALT FROM: 02.97 **3 PK 715**
PS FROM: 02.97; - AC **3 PK 835**
PS FROM: 02.97; UNTIL: 06.97; + AC **4 PK 1260**
PS FROM: 07.97; + AC **4 PK 1265**
CAM **ZRK 1106**
CAM **KT 1018**
W-P; CAM **KT 1018 W1**

1.6 16V (EA0B, EA04, EA11)

1598 ccm 79 kW K4M 700;K4M 701;K4M 708 03.99 - 08.03 ALT - AC **5 PK 1110**
ALT + AC **5 PK 1750**
CAM **ZRK 1470**
CAM **KT 1406**
W-P; CAM **KT 1406 W1**

2.0 (EA0G)

1998 ccm 84 kW F3R 750 04.97 - 08.03 ALT - AC **6 PK 1125**
ALT + AC **6 PK 1660**



RENAULT

MEGANE I Cabriolet (EA0/1_)

2.0 (EA0G)

1998 ccm	84 kW	F3R 750	04.97 - 08.03	CAM CAM		ZRK 1135 KT 1117
----------	-------	---------	---------------	------------	--	---------------------

2.0 i (EA0G)

1998 ccm	80 kW	F3R 791;F3R 796	03.99 - 08.03	ALT ALT CAM CAM	- AC + AC	6 PK 1125 6 PK 1660 ZRK 1135 KT 1279
----------	-------	-----------------	---------------	--------------------------	--------------	---

2.0 16V

1998 ccm	102 kW	F4R 746;F4R 770	01.02 - 08.03	CAM CAM CAM		ZRK 1475 KT 1409 KT 1476
----------	--------	-----------------	---------------	-------------------	--	--------------------------------

2.0 16V IDE (EA03, EA0P, EA14)

1998 ccm	103 kW	F5R 740	11.99 - 08.03	ALT ALT CAM	FROM: 03.01; MTR-CODE: F4R746 MTR-CODE: F5R740	5 PK 1750 5 PK 1750 ZRK 1327
----------	--------	---------	---------------	-------------------	---	------------------------------------

2.0 16V (EA0H)

1998 ccm	108 kW	F7R 710;F7R 714	10.96 - 11.99	ALT ALT CAM	- AC + AC	6 PK 1125 6 PK 1642 ZRK 1018
----------	--------	-----------------	---------------	-------------------	--------------	------------------------------------

MEGANE Scenic (JA0/1_)

1.4 i (JA0E)

1390 ccm	55 kW	E7J 764	01.97 - 09.99	ALT PS PS PS CAM CAM W-P; CAM	- AC FROM: 07.97; + AC UNTIL: 06.97; + AC	3 PK 715 3 PK 835 4 PK 1265 4 PK 1260 ZRK 1106 KT 1018 KT 1018 W3
----------	-------	---------	---------------	---	---	---

1.6 i (JA0L)

1598 ccm	55 kW	K7M 720	01.97 - 09.99	ALT PS PS CAM CAM W-P; CAM	- AC + AC	3 PK 715 3 PK 835 5 PK 1260 ZRK 1317 KT 1128 KT 1128 W2
----------	-------	---------	---------------	---	--------------	--

1.6 e (JA0F)

1598 ccm	66 kW	K7M 702;K7M 703	01.97 - 09.99	ALT ALT PS PS PS PS PS PS CAM CAM W-P; CAM	MTR-CODE: K7M702 MTR-CODE: K7M703 FROM: 07.97; MTR-CODE: K7M702; + AC FROM: 07.97; MTR-CODE: K7M703; + AC MTR-CODE: K7M702; - AC MTR-CODE: K7M703; - AC UNTIL: 06.97; MTR-CODE: K7M702; + AC UNTIL: 06.97; MTR-CODE: K7M703; + AC	3 PK 715 3 PK 715 4 PK 1265 4 PK 1265 3 PK 835 3 PK 835 4 PK 1260 4 PK 1260 ZRK 1106 KT 1018 KT 1018 W1
----------	-------	-----------------	---------------	--	--	---

1.6 16V (JA0B, JA04, JA11)

1598 ccm	79 kW	K4M 700;K4M 701;K4M 704;K4M 708	04.98 - 10.99	ALT CAM CAM W-P; CAM	+ AC	6 PK 1751 ZRK 1470 KT 1406 KT 1406 W1
----------	-------	---------------------------------	---------------	-----------------------------------	------	--

2.0 i (JA0G)

1998 ccm	80 kW	F3R 796	01.99 - 09.99	ALT ALT ALT ALT CAM CAM	MTR-CODE: F3R750;F3R751; - AC MTR-CODE: F3R750;F3R751; + AC MTR-CODE: F3R791;F3R796; - AC MTR-CODE: F3R791;F3R796; + AC	6 PK 1125 6 PK 1660 6 PK 1125 6 PK 1660 ZRK 1135 KT 1279
----------	-------	---------	---------------	--	--	---

2.0 i (JA0G)

1998 ccm	84 kW	F3R 750;F3R 751	01.97 - 09.99	ALT ALT ALT ALT	MTR-CODE: F3R750;F3R751; - AC MTR-CODE: F3R750;F3R751; + AC MTR-CODE: F3R791;F3R796; - AC MTR-CODE: F3R791;F3R796; + AC	6 PK 1125 6 PK 1660 6 PK 1125 6 PK 1660
----------	-------	-----------------	---------------	--------------------------	--	--



RENAULT

MEGANE Scenic (JA0/1_)

2.0 i (JA0G)

1998 ccm	84 kW	F3R 750;F3R 751	01.97 - 09.99	ALT CAM CAM	UNTIL: 04.97; MTR-CODE: F3R750;F3R751; - AC	6 PK 1153 ZRK 1135 KT 1117
----------	-------	-----------------	---------------	-------------------	---	----------------------------------

1.9 D (JA0J)

1870 ccm	47 kW	F8Q 790	03.97 - 09.99	ALT ALT CAM CAM	- AC + AC	6 PK 1138 6 PK 1642 ZRK 1195 KT 1131
----------	-------	---------	---------------	--------------------------	--------------	---

1.9 dT (JA0K, JA0Y)

1870 ccm	66 kW	F8Q 784;F8Q 786	01.97 - 09.99	ALT ALT CAM CAM CAM	- AC + AC MTR-CODE: F8Q786 MTR-CODE: F8Q786	6 PK 1138 6 PK 1642 ZRK 1195 KT 1131 KT 1343
----------	-------	-----------------	---------------	---------------------------------	--	--

1.9 dTi (JA0N)

1870 ccm	72 kW	F9Q 730;F9Q 734	04.97 - 09.99	ALT ALT CAM CAM CAM	- AC + AC MTR-CODE: F9Q730;F9Q734 MTR-CODE: F9Q734	6 PK 1138 6 PK 1642 ZRK 1075 KT 1490 KT 1132
----------	-------	-----------------	---------------	---------------------------------	---	--

MEGANE II (BM0/1_, CM0/1_)

1.4 16V

1390 ccm	60 kW	K4J 732	10.03 -	ALT ALT ALT ALT CAM CAM	MTR-CODE: K4J730;K4J732; - AC MTR-CODE: K4J730;K4J732; + AC MTR-CODE: K4J732; - AC MTR-CODE: K4J732; + AC	5 PK 1130 5 PK 1200 5 PK 1130 5 PK 1200 ZRK 1470 KT 1406
----------	-------	---------	---------	--	--	---

1.4 16V (BM0B, CM0B)

1390 ccm	72 kW	K4J 730;K4J 740	11.02 -	ALT ALT ALT ALT ALT CAM CAM	FROM: 05.06; MTR-CODE: K4J740; - AC FROM: 12.07; MTR-CODE: K4J740; - AC MTR-CODE: K4J730;K4J732; - AC MTR-CODE: K4J730;K4J732; + AC MTR-CODE: K4J740; + AC UNTIL: 05.06; MTR-CODE: K4J740; - AC	6 PK 1205 6 PK 1130 5 PK 1130 5 PK 1200 6 PK 1205 5 PK 1130 ZRK 1470 KT 1406
----------	-------	-----------------	---------	---	--	---

1.6

1598 ccm	77 kW	K4M 788	06.05 -	ALT CAM CAM CAM	FROM: 03.08	6 PK 1205 ZRK 1470 KT 1406 KT 1406 W1
----------	-------	---------	---------	--------------------------	-------------	--

1.6 Flex-Fuel

1598 ccm	77 kW	K4M 788	01.07 -	ALT		6 PK 1205
----------	-------	---------	---------	-----	--	-----------

1.6 16V

1598 ccm	82 kW	K4M 760;K4M 812;K4M 813	01.06 -	ALT CAM CAM W-P; CAM	- AC	5 PK 1130 ZRK 1470 KT 1410 KT 1410 W1
----------	-------	-------------------------	---------	-------------------------------	------	--

1.6 16V (BM0C, CM0C)

1598 ccm	83 kW	K4M 760	11.02 -	ALT ALT ALT ALT ALT ALT ALT ALT ALT ALT ALT ALT ALT	FROM: 03.07; MTR-CODE: K4M812 FROM: 03.07; MTR-CODE: K4M812; + AC FROM: 03.07; MTR-CODE: K4M813 FROM: 03.07; UNTIL: 12.07; MTR-CODE: K4M812; - AC FROM: 04.05; MTR-CODE: K4M761; + AC FROM: 04.05; MTR-CODE: K4M764 FROM: 05.06; MTR-CODE: K4M812;K4M813; - AC FROM: 06.05; MTR-CODE: K4M812;K4M813; + AC FROM: 06.05; UNTIL: 05.06; MTR-CODE: K4M812;K4M813; - AC FROM: 07.03; UNTIL: 04.05; MTR-CODE: K4M761; + AC FROM: 07.03; UNTIL: 05.06; MTR-CODE: K4M761; - AC FROM: 12.07; MTR-CODE: K4M812; - AC	6 PK 1205 6 PK 1205 6 PK 1205 6 PK 1205 6 PK 1205 6 PK 1205 6 PK 1205 6 PK 1205 5 PK 1130 5 PK 1200 5 PK 1130 6 PK 1130
----------	-------	---------	---------	---	---	--



RENAULT

MEGANE II (BM0/1_, CM0/1_)

1.6 16V (BM0C, CM0C)

1998 ccm	83 kW	K4M 760	11.02 -	ALT	MTR-CODE: K4M760; - AC	5 PK 1130
				ALT	UNTIL: 01.05; MTR-CODE: K4M760; + AC	5 PK 1200
				ALT	UNTIL: 04.05; MTR-CODE: K4M764	5 PK 1200
				CAM		ZRK 1470
				CAM		KT 1410
				W-P; CAM		KT 1410 W1

2.0 16V (BM0U, CM0U)

1998 ccm	99 kW	F4R 770	11.02 -	ALT		7 PK 1125
				CAM		ZRK 1475
				CAM		KT 1409
				W-P; CAM		KT 1409 W1

2.0 16V Turbo

1998 ccm	120 kW	F4R 776	05.04 -	ALT	FROM: 06.06; MTR-CODE: F4R770;F4R774;F4R776	7 PK 1125
				ALT	MTR-CODE: F4R776	7 PK 1125
				CAM		ZRK 1475
				CAM		KT 1409
				W-P; CAM		KT 1409 W1

2.0

1998 ccm	169 kW	F4R 774	08.06 -	ALT	MTR-CODE: F4R770;F4R774;F4R776	7 PK 1125
				ALT	MTR-CODE: F4R774	7 PK 1125
				CAM		ZRK 1475
				CAM		KT 1409
				W-P; CAM		KT 1409 W1

2.0 Renault Sport

1998 ccm	165 kW	F4R 774;F4Rt 774	05.04 -	ALT		7 PK 1125
				CAM	MTR-CODE: F4R774	ZRK 1475
				CAM		KT 1409
				W-P; CAM		KT 1409 W1

1.5 dCi (BM0F, CM0F)

1461 ccm	60 kW	K9K 722	11.02 -	ALT	FROM: 01.05; MTR-CODE: K9K722; + AC	6 PK 1205
				ALT	FROM: 09.05; MTR-CODE: K9K722; - AC	6 PK 1205
				ALT	FROM: 09.05; MTR-CODE: K9K732; - AC	6 PK 1205
				ALT	MTR-CODE: K9K732; + AC	6 PK 1205
				ALT	UNTIL: 01.05; + AC	5 PK 1200
				ALT	UNTIL: 09.05; MTR-CODE: K9K722; - AC	5 PK 1130
				ALT	UNTIL: 09.05; MTR-CODE: K9K732; - AC	5 PK 1130
				CAM		ZRK 1325
				CAM	UNTIL: 08.03	KT 1368
				W-P; CAM	FROM: 04.04	KT 1368 W2
				W-P; CAM	UNTIL: 04.04	KT 1368 W1

1.5 dCi

1461 ccm	63 kW	K9K 724	05.05 -	ALT	+ AC	6 PK 1205
				ALT	FROM: 09.05; - AC	6 PK 1205
				ALT	UNTIL: 09.05; - AC	5 PK 1130
				CAM		ZRK 1325
				W-P; CAM		KT 1368 W2

1.5 dCi

1461 ccm	74 kW	K9K 728;K9K 729	10.03 -	ALT	FROM: 01.05; + AC	6 PK 1205
				ALT	FROM: 09.05; - AC	6 PK 1205
				ALT	UNTIL: 01.05; + AC	5 PK 1200
				ALT	UNTIL: 09.05; - AC	5 PK 1130
				CAM		ZRK 1325
				W-P; CAM	FROM: 04.04	KT 1368 W2
				W-P; CAM	UNTIL: 04.04	KT 1368 W1

1.5 dCi

1461 ccm	76 kW	K9K 734	01.07 -	ALT	MTR-CODE: K9K728;K9K728;K9K729;K9K734; - AC	6 PK 1205
				ALT	MTR-CODE: K9K728;K9K729	6 PK 1205
				ALT	MTR-CODE: K9K728;K9K729; - AC	6 PK 1205
				ALT	MTR-CODE: K9K728;K9K729; + AC	6 PK 1205
				ALT	MTR-CODE: K9K728;K9K729;K9K734; + AC	6 PK 1205
				CAM		ZRK 1325
				W-P; CAM		KT 1368 W2

1.5 dCi

1461 ccm	78 kW	K9K 732;K9K 734	05.05 -	CAM		ZRK 1325
----------	-------	-----------------	---------	-----	--	----------



RENAULT

MEGANE II (BM0/1_, CM0/1_)

1.5 dCi

1461 ccm 78 kW K9K 732;K9K 734 05.05 - W-P; CAM **KT 1368 W2**

1.9 dCi

1870 ccm 66 kW F9Q 808 11.02 - ALT **7 PK 1125**

1.9 dCi

1870 ccm 68 kW F9Q 808 03.04 - ALT **7 PK 1125**
CAM **ZRK 1428**
CAM **KT 1371**
CAM MTR-CODE: F9Q.8.04/F **KT 1533 W1**

1.9 dCi

1870 ccm 81 kW F9Q 804;F9Q 818 05.05 - ALT **7 PK 1125**
CAM **ZRK 1428**
CAM **KT 1371**

1.9 dCi

1870 ccm 85 kW F9Q 804;F9Q 816;F9Q 818 11.02 - CAM MTR-CODE: F9Q.8.04/F **KT 1533 W1**

1.9 dCi (BM0G, CM0G)

1870 ccm 88 kW F9Q 800 11.02 - ALT **7 PK 1125**
CAM **ZRK 1428**
CAM **KT 1371**
CAM MTR-CODE: F9Q8.18 **KT 1533 W1**

1.9 dCi

1870 ccm 96 kW F9Q 803;F9Q 816 05.05 - ALT **7 PK 1125**
CAM **ZRK 1428**
CAM **KT 1371**
CAM MTR-CODE: F9Q.8.04/F **KT 1533 W1**

2.0 dCi (BM1K, CM1K)

1995 ccm 110 kW M9R 700;M9R 722 09.05 - ALT **7 PK 1705**

2.0 dCi

1995 ccm 127 kW M9R 724 01.07 - ALT **7 PK 1705**

MEGANE II Stufenheck (LM0/1_)

1.4

1390 ccm 60 kW K4J 732 09.03 - ALT - AC **5 PK 1130**
ALT + AC **5 PK 1200**
CAM **ZRK 1470**
CAM **KT 1406**

1.4

1390 ccm 72 kW K4J 730;K4J 740 09.03 - ALT FROM: 05.06; MTR-CODE: K4J740; - AC **6 PK 1205**
ALT MTR-CODE: K4J730;K4J732; - AC **5 PK 1130**
ALT MTR-CODE: K4J730;K4J732; + AC **5 PK 1200**
ALT MTR-CODE: K4J740; + AC **6 PK 1205**
ALT UNTIL: 05.06; MTR-CODE: K4J740; - AC **5 PK 1130**
CAM **ZRK 1470**
CAM **KT 1406**

1.6

1598 ccm 75 kW K4M 768 09.03 - CAM **ZRK 1470**
CAM **KT 1406**
CAM **KT 1406 W1**

1.6

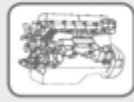
1598 ccm 77 kW K4M 762 05.05 - ALT **6 PK 1205**

1.6 16V

1598 ccm 82 kW K4M 812;K4M 813;K4M D 812 01.06 - W-P; CAM **KT 1410 W1**

1.6

1598 ccm 83 kW K4M 760;K4M 761 09.03 - ALT FROM: 03.07; MTR-CODE: K4M812 **6 PK 1205**
ALT FROM: 03.07; MTR-CODE: K4M812; + AC **6 PK 1205**
ALT FROM: 03.07; MTR-CODE: K4M813 **6 PK 1205**
ALT FROM: 03.07; UNTIL: 12.07; MTR-CODE: K4M812; - AC **6 PK 1205**
ALT FROM: 04.05; MTR-CODE: K4M761; + AC **6 PK 1205**
ALT FROM: 04.05; MTR-CODE: K4M764 **6 PK 1205**
ALT FROM: 05.06; MTR-CODE: K4M812;K4M813; - AC **6 PK 1205**
ALT FROM: 06.05; MTR-CODE: K4M812;K4M813; + AC **6 PK 1205**
ALT FROM: 06.05; UNTIL: 05.06; MTR-CODE: K4M812;K4M813; - AC **5 PK 1130**
ALT MTR-CODE: K4M760; - AC **5 PK 1130**
ALT UNTIL: 01.05; MTR-CODE: K4M760; + AC **5 PK 1200**
ALT UNTIL: 04.05; MTR-CODE: K4M761; + AC **5 PK 1200**



RENAULT

MEGANE II Stufenheck (LM0/1_)

1.6						
1598 ccm	83 kW	K4M 760;K4M 761	09.03 -	ALT	UNTIL: 04.05; MTR-CODE: K4M764	5 PK 1200
				ALT	UNTIL: 05.06; MTR-CODE: K4M761; - AC	5 PK 1130
				CAM		ZRK 1470
				CAM		KT 1410
				W-P; CAM		KT 1410 W1
2.0						
1998 ccm	99 kW	F4R 770;F4R 771	09.03 -	ALT	FROM: 06.06; MTR-CODE: F4R770;F4R774;F4R776	7 PK 1125
				ALT	MTR-CODE: F4R770;F4R771	7 PK 1125
				CAM		ZRK 1475
				CAM		KT 1409
				W-P; CAM		KT 1409 W1
1.5 dCi						
1461 ccm	60 kW	K9K 722	09.03 -	ALT	FROM: 01.05; MTR-CODE: K9K722; + AC	6 PK 1205
				ALT	FROM: 09.05; MTR-CODE: K9K722; - AC	6 PK 1205
				ALT	FROM: 09.05; MTR-CODE: K9K732; - AC	6 PK 1205
				ALT	MTR-CODE: K9K732; + AC	6 PK 1205
				ALT	UNTIL: 01.05; + AC	5 PK 1200
				ALT	UNTIL: 09.05; MTR-CODE: K9K722; - AC	5 PK 1130
				ALT	UNTIL: 09.05; MTR-CODE: K9K732; - AC	5 PK 1130
				CAM		ZRK 1325
				W-P; CAM	FROM: 04.04	KT 1368 W2
				W-P; CAM	UNTIL: 04.04	KT 1368 W1
1.5 dCi						
1461 ccm	63 kW	K9K 724	05.05 -	ALT	+ AC	6 PK 1205
				ALT	FROM: 09.05; - AC	6 PK 1205
				ALT	UNTIL: 09.05; - AC	5 PK 1130
				CAM		ZRK 1325
				W-P; CAM		KT 1368 W2
1.5 dCi						
1461 ccm	74 kW	K9K 728;K9K 729	02.04 -	ALT	FROM: 01.05; MTR-CODE: K9K728;K9K729; + AC	6 PK 1205
				ALT	FROM: 09.05; MTR-CODE: K9K728;K9K729; - AC	6 PK 1205
				ALT	MTR-CODE: K9K728;K9K729; - AC	5 PK 1130
				ALT	UNTIL: 01.05; MTR-CODE: K9K728;K9K729; + AC	5 PK 1200
				CAM		ZRK 1325
				W-P; CAM		KT 1368 W2
1.5 dCi						
1461 ccm	76 kW	K9K 734	01.07 -	ALT	- AC	6 PK 1205
				ALT	+ AC	6 PK 1205
				CAM		ZRK 1325
				W-P; CAM		KT 1368 W2
1.5 dCi						
1461 ccm	78 kW	K9K 732	05.05 -	CAM		ZRK 1325
				W-P; CAM		KT 1368 W2
1.9 dCi						
1870 ccm	66 kW	F9Q 808	09.03 -	ALT		7 PK 1125
1.9 dCi						
1870 ccm	68 kW	F9Q 808	03.04 -	ALT		7 PK 1125
				CAM		ZRK 1428
				CAM		KT 1371
				CAM		KT 1533 W1
1.9 dCi (LM14, LM1D)						
1870 ccm	81 kW	F9Q 803;F9Q 804;F9Q 816;F9Q 818	05.05 -	ALT		7 PK 1125
				CAM		ZRK 1428
				CAM		KT 1371
				CAM	MTR-CODE: F9Q.8.04/F	KT 1533 W1
1.9 dCi (LM0G, LM1G, LM2C)						
1870 ccm	88 kW	F9Q 800	09.03 -	ALT		7 PK 1125
				CAM		ZRK 1428
				CAM		KT 1371
				CAM	MTR-CODE: F9Q.8.08	KT 1533 W1
1.9 dCi						
1870 ccm	96 kW	F9Q 803	05.05 -	ALT		7 PK 1125
				CAM		ZRK 1428
				CAM		KT 1371



RENAULT

MEGANE II Stufenheck (LM0/1_)

1.9 dCi

1870 ccm 96 kW F9Q 803 05.05 - CAM MTR-CODE: F9Q.8.04/F **KT 1533 W1**

MEGANE II Grandtour (KM0/1_)

1.4

1390 ccm 72 kW K4J 730;K4J 740 08.03 - ALT FROM: 09.06; MTR-CODE: K4J740 **6 PK 1205**
 ALT MTR-CODE: K4J730; - AC **5 PK 1130**
 ALT MTR-CODE: K4J730; + AC **5 PK 1200**
 CAM **ZRK 1470**
 CAM **KT 1406**
 W-P; CAM MTR-CODE: K4J730 **KT 1406 W1**

1.6 16V

1598 ccm 82 kW K4M 760;K4M 761;K4M 812;K4M 813;K4M D 812 01.06 - ALT - AC **6 PK 1205**
 ALT + AC **6 PK 1205**
 CAM **ZRK 1470**
 CAM **KT 1410**
 W-P; CAM **KT 1410 W1**

1.6

1598 ccm 83 kW K4M 760;K4M 761 08.03 - ALT FROM: 03.07; MTR-CODE: K4M812;K4M813; + AC **6 PK 1205**
 ALT FROM: 03.07; UNTIL: 12.07; MTR-CODE: K4M812;K4M813; - AC **6 PK 1205**
 ALT FROM: 05.06; MTR-CODE: K4M812;K4M813; - AC **6 PK 1205**
 ALT FROM: 06.05; MTR-CODE: K4M812;K4M813; + AC **6 PK 1205**
 ALT FROM: 06.05; UNTIL: 05.06; MTR-CODE: K4M812;K4M813; - AC **5 PK 1130**
 ALT FROM: 12.07; MTR-CODE: K4M812;K4M813; - AC **6 PK 1130**
 ALT MTR-CODE: K4M760;K4M761; - AC **5 PK 1130**
 ALT MTR-CODE: K4M760;K4M761; + AC **5 PK 1200**
 CAM **ZRK 1470**
 CAM **KT 1410**
 W-P; CAM **KT 1410 W1**

1.6 16V Hi-Flex

1598 ccm 77 kW K4M 762 02.08 - ALT MTR-CODE: K4M762;K4M768 **6 PK 1205**
 ALT MTR-CODE: K4M856 **6 PK 1205**

2.0

1998 ccm 99 kW F4R 770;F4R 771 08.03 - ALT **7 PK 1125**
 CAM **ZRK 1475**
 CAM **KT 1409**
 W-P; CAM **KT 1409 W1**

1.5 dCi

1461 ccm 60 kW K9K 722 08.03 - ALT FROM: 01.05; + AC **6 PK 1205**
 ALT FROM: 09.05; - AC **6 PK 1205**
 ALT UNTIL: 01.05; + AC **5 PK 1200**
 ALT UNTIL: 09.05; - AC **5 PK 1130**
 CAM **ZRK 1325**
 W-P; CAM FROM: 04.04 **KT 1368 W2**
 W-P; CAM UNTIL: 04.04 **KT 1368 W1**

1.5 dCi

1461 ccm 63 kW K9K 724 05.05 - ALT + AC **6 PK 1205**
 ALT FROM: 09.05; - AC **6 PK 1205**
 ALT UNTIL: 09.05; - AC **5 PK 1130**
 CAM **ZRK 1325**
 W-P; CAM **KT 1368 W2**

1.5 dCi

1461 ccm 74 kW K9K 728;K9K 729 02.04 - ALT FROM: 01.05; MTR-CODE: K9K728; + AC **6 PK 1205**
 ALT FROM: 01.05; MTR-CODE: K9K729; + AC **6 PK 1205**
 ALT FROM: 09.05; MTR-CODE: K9K728; - AC **6 PK 1205**
 ALT MTR-CODE: K9K729; - AC **5 PK 1130**
 ALT UNTIL: 01.05; MTR-CODE: K9K728; + AC **5 PK 1200**
 ALT UNTIL: 01.05; MTR-CODE: K9K729; + AC **5 PK 1200**
 ALT UNTIL: 09.05; MTR-CODE: K9K728; - AC **5 PK 1130**
 CAM **ZRK 1325**
 W-P; CAM FROM: 04.04 **KT 1368 W2**
 W-P; CAM UNTIL: 04.04 **KT 1368 W1**

1.5 dCi (KM13)

1461 ccm 76 kW K9K 728 01.07 - ALT - AC **6 PK 1205**
 ALT + AC **6 PK 1205**



RENAULT

MEGANE II Grandtour (KM0/1_)

1.5 dCi (KM13)

1461 ccm	76 kW	K9K 728	01.07 -	CAM W-P; CAM		ZRK 1325 KT 1368 W2
----------	-------	---------	---------	-----------------	--	------------------------

1.5 dCi (KM16, KM1E)

1461 ccm	78 kW	K9K 732;K9K 734	05.05 -	ALT CAM W-P; CAM		6 PK 1205 ZRK 1325 KT 1368 W2
----------	-------	-----------------	---------	------------------------	--	-------------------------------------

1.9 dCi

1870 ccm	66 kW	F9Q 808	04.04 -	ALT		7 PK 1125
----------	-------	---------	---------	-----	--	-----------

1.9 dCi

1870 ccm	68 kW	F9Q 808	03.04 -	ALT CAM CAM CAM		7 PK 1125 ZRK 1428 KT 1371 KT 1533 W1
----------	-------	---------	---------	--------------------------	--	--

1.9 dCi

1870 ccm	81 kW	F9Q 804;F9Q 818	05.05 -	ALT CAM CAM CAM	MTR-CODE: F9Q.8.04/F	7 PK 1125 ZRK 1428 KT 1371 KT 1533 W1
----------	-------	-----------------	---------	--------------------------	----------------------	--

1.9 dCi

1870 ccm	85 kW	F9Q 818	05.05 -	CAM	MTR-CODE: F9Q.8.04/F	KT 1533 W1
----------	-------	---------	---------	-----	----------------------	------------

1.9 dCi

1870 ccm	88 kW	F9Q 800	08.03 -	ALT CAM CAM CAM		7 PK 1125 ZRK 1428 KT 1371 KT 1533 W1
----------	-------	---------	---------	--------------------------	--	--

1.9 dCi

1870 ccm	96 kW	F9Q 803;F9Q 804	05.05 -	ALT CAM CAM CAM	MTR-CODE: F9Q.8.04/F	7 PK 1125 ZRK 1428 KT 1371 KT 1533 W1
----------	-------	-----------------	---------	--------------------------	----------------------	--

2.0 dCi

1995 ccm	110 kW	M9R 700;M9R 722	09.05 -	ALT		7 PK 1705
----------	--------	-----------------	---------	-----	--	-----------

MEGANE II Coupé-Cabriolet (EM0/1_)

1.6 16V

1598 ccm	82 kW	K4M 760;K4M 761;K4M 812;K4M 813;K4M C 813;K4M D 812	01.06 -	ALT	- AC	5 PK 1130
				ALT CAM CAM W-P; CAM	+ AC	6 PK 1205 ZRK 1470 KT 1410 KT 1410 W1

1.6

1598 ccm	83 kW	K4M 760;K4M 761	09.03 -	ALT	FROM: 04.05; MTR-CODE: K4M760;K4M761; + AC	6 PK 1205
				ALT	FROM: 05.06; MTR-CODE: K4M812;K4M813; - AC	6 PK 1205
				ALT	FROM: 06.05; MTR-CODE: K4M812;K4M813; + AC	6 PK 1205
				ALT	FROM: 06.05; UNTIL: 05.06; MTR-CODE: K4M812;K4M813; - AC	5 PK 1130
				ALT	MTR-CODE: K4M760;K4M761; - AC	5 PK 1130
				ALT	UNTIL: 04.05; MTR-CODE: K4M760;K4M761; + AC	5 PK 1200
				CAM		ZRK 1470
				CAM		KT 1410
				W-P; CAM		KT 1410 W1

2.0

1998 ccm	99 kW	F4R 770;F4R 771	09.03 -	ALT CAM CAM W-P; CAM	MTR-CODE: F4R770;F4R771	7 PK 1125 ZRK 1475 KT 1409 KT 1409 W1
----------	-------	-----------------	---------	-------------------------------	-------------------------	--

2.0 16V Turbo

1998 ccm	120 kW	F4R 776	05.04 -	ALT CAM CAM W-P; CAM		7 PK 1125 ZRK 1475 KT 1409 KT 1409 W1
----------	--------	---------	---------	-------------------------------	--	--

1.5 dCi (EM16)

1461 ccm	76 kW	K9K 734	01.07 -	CAM W-P; CAM		ZRK 1325 KT 1368 W2
----------	-------	---------	---------	-----------------	--	------------------------



RENAULT

MEGANE II Coupé-Cabriolet (EM0/1_)

1.5 dCi (EM1E)

1461 ccm	78 kW	K9K 732	03.06 -	ALT CAM W-P; CAM	6 PK 1205 ZRK 1325 KT 1368 W2
----------	-------	---------	---------	------------------------	-------------------------------------

1.9 dCi

1870 ccm	81 kW	F9Q 804;F9Q 816;F9Q 818	05.05 -	ALT CAM CAM CAM	7 PK 1125 ZRK 1428 KT 1371 MTR-CODE: F9Q.8.04/F KT 1533 W1
----------	-------	-------------------------	---------	--------------------------	--

1.9 dCi

1870 ccm	85 kW	F9Q 804;F9Q 816;F9Q 818	09.03 -	ALT CAM	7 PK 1125 MTR-CODE: F9.Q8.04/7 KT 1533 W1
----------	-------	-------------------------	---------	------------	---

1.9 dCi

1870 ccm	88 kW	F9Q 800	09.03 -	ALT CAM CAM CAM	7 PK 1125 ZRK 1428 KT 1371 MTR-CODE: F9Q.8.18 KT 1533 W1
----------	-------	---------	---------	--------------------------	--

1.9 dCi

1870 ccm	96 kW	F9Q 803	05.05 -	ALT CAM CAM CAM	7 PK 1125 ZRK 1428 KT 1371 KT 1533 W1
----------	-------	---------	---------	--------------------------	--

2.0 dCi

1995 ccm	110 kW	M9R 700;M9R 722	09.05 -	ALT	7 PK 1705
----------	--------	-----------------	---------	-----	-----------

MEGANE III Schrägheck (BZ0_)

1.4 TCe (BZ0F, BZ1V)

1397 ccm	96 kW	H4J 700	04.09 -	ALT	7 PK 1785
----------	-------	---------	---------	-----	-----------

1.6 16V (BZ0H)

1598 ccm	74 kW	K4M 848	11.08 -	ALT CAM CAM CAM	6 PK 1205 ZRK 1470 MTR-CODE: K4M848 KT 1406 MTR-CODE: K4M858 KT 1410
----------	-------	---------	---------	--------------------------	---

1.6 16V (BZ1B, BZ1H)

1598 ccm	81 kW	K4M 858	11.08 -	ALT CAM CAM W-P; CAM	6 PK 1205 ZRK 1470 KT 1410 KT 1410 W1
----------	-------	---------	---------	-------------------------------	--

1.6 16V Bifuel (BZ03)

1598 ccm	81 kW	K4M 866	11.08 -	ALT W-P; CAM	FROM: 03.09 6 PK 1205 KT 1410 W1
----------	-------	---------	---------	-----------------	--

2.0 TCe (BZ0K)

1998 ccm	132 kW	F4R 870	11.08 -	ALT W-P; CAM	7 PK 1125 KT 1409 W1
----------	--------	---------	---------	-----------------	-------------------------

1.5 dCi (BZ0C)

1461 ccm	66 kW	K9K H 834	11.08 -	ALT	6 PK 1205
----------	-------	-----------	---------	-----	-----------

1.5 dCi (BZ0D)

1461 ccm	81 kW	K9K 836	02.09 -	ALT	6 PK 1205
----------	-------	---------	---------	-----	-----------

1.9 dCi (BZ0N, BZ0J)

1870 ccm	96 kW	F9Q 870;F9Q 872	11.08 -	ALT	7 PK 1125
----------	-------	-----------------	---------	-----	-----------

2.0 dCi (BZ0Y)

1995 ccm	110 kW	M9R 615	10.10 -	ALT	7 PK 1705
----------	--------	---------	---------	-----	-----------

2.0 dCi (BZ0L)

1995 ccm	118 kW	M9R 610	04.09 -	ALT	7 PK 1705
----------	--------	---------	---------	-----	-----------

2.0 dCi

1995 ccm	120 kW		07.12 -	ALT	7 PK 1705
----------	--------	--	---------	-----	-----------

MEGANE III Stufenheck

1.9 dCi

1870 ccm	96 kW	F9Q 870;F9Q 872	06.09 -	ALT CAM CAM	7 PK 1125 ZRK 1428 KT 1371
----------	-------	-----------------	---------	-------------------	----------------------------------

MEGANE III Grandtour (KZ0/1)

1.4 TCe (KZ0F, KZ1V)

1397 ccm	96 kW	H4J 700	05.09 -	ALT	7 PK 1785
----------	-------	---------	---------	-----	-----------



RENAULT

MEGANE III Grandtour (KZ0/1)

1.6 16V (KZ0H)

1598 ccm 74 kW K4M 848 05.09 - ALT 6 PK 1205

1.6 16V (KZ0U, KZ1B, KZ1U)

1598 ccm 81 kW K4M 858 05.09 - ALT 6 PK 1205

1.6 16V Bifuel (KZ03)

1598 ccm 81 kW K4M 866 11.08 - ALT FROM: 08.09 6 PK 1205
 W-P; CAM MTR-CODE: K4M 866 KT 1410 W1

2.0 TCe (KZ0K, KZ1T)

1998 ccm 132 kW F4R 870;F4R 872 11.08 - ALT FROM: 08.09 7 PK 1125

1.5 dCi (KZ0C, KZ1A)

1461 ccm 66 kW K9K 834 05.09 - ALT 6 PK 1205

1.5 dCi (KZ09, KZ0D, KZ1G, KZ1M, KZ1W)

1461 ccm 81 kW K9K 836;K9K 837;K9K 846 02.09 - ALT FROM: 08.09 6 PK 1205

1.9 dCi (KZ0J, KZ0N, KZ1S)

1870 ccm 96 kW F9Q 870;F9Q 872 05.09 - ALT 7 PK 1125

2.0 dCi (KZ0Y)

1995 ccm 110 kW M9R 615 10.10 - 7 PK 1705

2.0 dCi (KZ0L)

1995 ccm 118 kW M9R 610 04.09 - ALT 7 PK 1705

2.0 dCi

1995 ccm 120 kW 07.12 - ALT 7 PK 1705

MEGANE III Coupe (DZ0/1_)

1.4 TCe (DZ0F, DZ1V)

1397 ccm 96 kW H4J 700 04.09 - ALT 7 PK 1785

1.6 16V (DZ0H)

1598 ccm 74 kW K4M P 848 11.08 - ALT FROM: 06.09 6 PK 1205

1.6 16V (DZ0U, DZ1B, DZ1H)

1598 ccm 81 kW K4M 858 11.08 - ALT 6 PK 1205
 W-P; CAM MTR-CODE: K4M 858;K4M 866 KT 1410 W1

1.6 16V Bifuel (DZ03, DZ1Y)

1598 ccm 81 kW K4M 866 11.08 - ALT FROM: 03.09 6 PK 1205
 W-P; CAM MTR-CODE: K4M 866 KT 1410 W1

2.0 TCe (DZ0K)

1998 ccm 132 kW F4R 870 11.08 - ALT 7 PK 1125
 W-P; CAM KT 1409 W1

1.5 dCi (DZ0C, DZ1A)

1461 ccm 66 kW K9K H 834 11.08 - ALT 6 PK 1205

1.5 dCi (DZ0D, DZ1F, DZ1G)

1461 ccm 81 kW K9K J 836 02.09 - ALT 6 PK 1205

1.9 dCi (DZ0N, DZ0J, DZ1J, DZ1K)

1870 ccm 96 kW F9Q 870;F9Q 872 11.08 - ALT 7 PK 1125

2.0 dCi (DZ0Y)

1995 ccm 110 kW M9R 615 04.09 - ALT 7 PK 1705

2.0 dCi (DZ0L)

1995 ccm 118 kW M9R 610 04.09 - 7 PK 1705

2.0 dCi

1995 ccm 120 kW 07.12 - ALT 7 PK 1705

MEGANE CC (EZ0/1_)

1.4 TCe (EZ0F, EZ1V)

1397 ccm 96 kW H4J 700 06.10 - ALT 7 PK 1785

1.5 dCi (EZ0D, EZ1G)

1461 ccm 81 kW K9K 836 06.10 - ALT 6 PK 1205

1.9 dCi (EZ0J, EZ1S)

1870 ccm 96 kW F9Q 870 06.10 - ALT 7 PK 1125

2.0 dCi (EZ0L)

1995 ccm 118 kW M9R 610 06.10 - ALT 7 PK 1705

MODUS / GRAND MODUS (F/JP0_)

1.2 (FP0C, FP0K, FP0P)

1149 ccm 48 kW D4F 740 05.05 - ALT - AC 7 PK 880
 ALT + AC 7 PK 1035
 CAM ZRK 1427
 CAM KT 1252
 CAM KT 1252 W1



RENAULT

MODUS / GRAND MODUS (F/JP0_)

1.2 (JP0C, JP0K, FP0C, FP0K, FP0P, JP0P, JP0T)

1149 ccm	55 kW	D4F 740	12.04 -	ALT	- AC	7 PK 880
				ALT	+ AC	7 PK 1035
				CAM		ZRK 1427
				CAM		KT 1252
				CAM		KT 1252 W1

1.2 16V Hi-Flex

1149 ccm	55 kW	D4F 740	10.08 -	ALT	- AC	7 PK 880
				ALT	+ AC	7 PK 1035
				CAM		ZRK 1427
				CAM		KT 1252
				CAM		KT 1252 W1

1.2 (JP0S)

1149 ccm	58 kW	D4F 764	12.04 -	ALT	- AC	7 PK 880
				ALT	+ AC	7 PK 1035
				CAM		ZRK 1427
				CAM		KT 1252
				CAM		KT 1252 W1

1.2 16V (JP0W)

1149 ccm	74 kW	D4F 784	05.07 -	ALT	FROM: 11.07; MTR-CODE: D4F784	7 PK 1035
				ALT	MTR-CODE: D4F740;D4F764;D4F784; - AC	7 PK 880
				ALT	MTR-CODE: D4F740;D4F764;D4F784; + AC	7 PK 1035
				CAM		ZRK 1427
				CAM		KT 1252
				CAM		KT 1252 W1

1.4 (JP01, JP0J)

1390 ccm	72 kW	K4J 770	12.04 -	ALT	FROM: 04.05; UNTIL: 06.06; + AC	6 PK 1205
				ALT	FROM: 05.06; - AC	6 PK 1205
				ALT	UNTIL: 04.05; + AC	5 PK 1200
				ALT	UNTIL: 05.06; - AC	5 PK 1130
				CAM		ZRK 1470
				CAM		KT 1406
				W-P; CAM		KT 1406 W1

1.6 (JP0L, JP0V)

1598 ccm	65 kW	K4M 794	12.04 -	ALT	FROM: 04.05; + AC	5 PK 1200
				ALT	FROM: 04.05; UNTIL: 05.06; - AC	5 PK 1130
				ALT	FROM: 05.06; - AC	6 PK 1205
				CAM		ZRK 1470
				CAM		KT 1410
				W-P; CAM	MTR-CODE: K4M 794	KT 1410 W1

1.6 (JP03, JP0B, JP0U, JP0Y, JP1G)

1598 ccm	82 kW	K4M 790;K4M 791;K4M 800;K4M 801	12.04 -	ALT	FROM: 06.06; MTR-CODE: K4M790;K4M791	6 PK 1205
				ALT	FROM: 06.06; MTR-CODE: K4M800;K4M801; - AC	6 PK 1205
				ALT	FROM: 11.07; MTR-CODE: K4M790;K4M791	6 PK 1205
				ALT	FROM: 11.07; MTR-CODE: K4M801	6 PK 1205
				ALT	MTR-CODE: K4M800;K4M801; + AC	6 PK 1205
				ALT	UNTIL: 05.06; MTR-CODE: K4M790;K4M791; - AC	5 PK 1130
				ALT	UNTIL: 05.06; MTR-CODE: K4M790;K4M791; + AC	5 PK 1200
				ALT	UNTIL: 05.06; MTR-CODE: K4M800;K4M801; - AC	5 PK 1130
				CAM		ZRK 1470
				CAM		KT 1410
				W-P; CAM	MTR-CODE: K4M 790;K4M 791	KT 1410 W1

1.5 dCi (FP0E, JP0E)

1461 ccm	48 kW	K9K 752	12.04 -	ALT	FROM: 04.05; MTR-CODE: K9K750;K9K752; + AC	6 PK 1205
				ALT	FROM: 04.05; UNTIL: 09.05; MTR-CODE: K9K750;K9K752; - AC	5 PK 1130
				ALT	FROM: 09.05; MTR-CODE: K9K750;K9K752; - AC	6 PK 1205
				ALT	FROM: 09.05; MTR-CODE: K9K768; - AC	6 PK 1205
				ALT	MTR-CODE: K9K750;K9K752; + AC	6 PK 1205
				ALT	MTR-CODE: K9K760;K9K762; - AC	5 PK 1130
				ALT	MTR-CODE: K9K760;K9K762; + AC	6 PK 1205
				ALT	MTR-CODE: K9K768; + AC	6 PK 1205
				ALT	UNTIL: 01.05; MTR-CODE: K9K750;K9K752; + AC	5 PK 1200
				ALT	UNTIL: 09.05; MTR-CODE: K9K750;K9K752; - AC	5 PK 1130
				ALT	UNTIL: 09.05; MTR-CODE: K9K768; - AC	5 PK 1130
				CAM		ZRK 1325



RENAULT

MODUS / GRAND MODUS (F/JP0_)

1.5 dCi (FP0E, JP0E)

1461 ccm	48 kW	K9K 752	12.04 -	W-P; CAM	MTR-CODE: K9K 752	KT 1368 W2
----------	-------	---------	---------	----------	-------------------	------------

1.5 dCi (FP0G, JP0G)

1461 ccm	50 kW	K9K 762;K9K 768	12.04 -	ALT	FROM: 08.06; MTR-CODE: K9K766;K9K768	6 PK 1205
				ALT	FROM: 09.05; MTR-CODE: K9K768; - AC	6 PK 1205
				ALT	MTR-CODE: K9K760;K9K762; - AC	5 PK 1130
				ALT	MTR-CODE: K9K760;K9K762; + AC	6 PK 1205
				ALT	MTR-CODE: K9K768; + AC	6 PK 1205
				ALT	UNTIL: 09.05; MTR-CODE: K9K768; - AC	5 PK 1130
				CAM		ZRK 1325
				W-P; CAM		KT 1368 W2

1.5 dCi (FP0D, JP0D)

1461 ccm	60 kW	K9K 750	09.04 -	ALT	MTR-CODE: K9K750;K9K752; - AC	6 PK 1205
				ALT	MTR-CODE: K9K750;K9K752; + AC	6 PK 1205
				W-P; CAM	MTR-CODE: K9K 750	KT 1368 W2

1.5 dCi (FP0F, JP0F)

1461 ccm	63 kW	K9K 760;K9K 766	12.04 -	ALT	FROM: 08.06; MTR-CODE: K9K766;K9K768	6 PK 1205
				ALT	FROM: 11.07; MTR-CODE: K9K760; - AC	5 PK 1130
				ALT	FROM: 11.07; MTR-CODE: K9K760; + AC	6 PK 1205
				CAM		ZRK 1325
				W-P; CAM		KT 1368 W2

1.5 dCi (JP02)

1461 ccm	76 kW	K9K 772	05.07 -	ALT		6 PK 1205
				CAM		ZRK 1325
				W-P; CAM	MTR-CODE: K9K 772	KT 1368 W2

1.5 dCi (JP0G, JP0H)

1461 ccm	78 kW	K9K 764	05.05 -	ALT	FROM: 09.05; MTR-CODE: K9K764; - AC	6 PK 1205
				ALT	MTR-CODE: K9K760;K9K762; - AC	5 PK 1130
				ALT	MTR-CODE: K9K760;K9K762; + AC	6 PK 1205
				ALT	MTR-CODE: K9K764; + AC	6 PK 1205
				ALT	UNTIL: 09.05; MTR-CODE: K9K764; - AC	5 PK 1130
				CAM		ZRK 1325
				W-P; CAM		KT 1368 W2

RAPID Kasten (F40_, G40_)

1.1 (F40H)

1108 ccm	33 kW	C1E 756	06.87 - 09.91	ALT		AVX 10 x 1150
				PS		AVX 10 x 800

1.1 (F401)

1108 ccm	33 kW	C1E 750;C1E 752;C1E 754;C1E 760;C1E 762;C1E 792	07.85 - 04.95	ALT		AVX 10 x 1150
				PS		AVX 10 x 800

1.2 (F406, G40A)

1239 ccm	40 kW	C3G 710;C3G 712	09.91 - 03.98	ALT		AVX 10 x 1150
				PS		AVX 10 x 800

1.4

1390 ccm	43 kW	E7J 720	09.91 - 08.93	AC-C	MTR-CODE: E6J734; - PS	4 PK 1180
				AC-C	MTR-CODE: E7J720;E7J724; - PS	4 PK 1180
				ALT	MTR-CODE: E6J734; + AC	3 PK 715
				ALT	MTR-CODE: E7J720;E7J724; + AC	3 PK 715
				PS	MTR-CODE: E6J734; - AC	3 PK 815
				PS	MTR-CODE: E6J734; + AC	4 PK 1218
				PS	MTR-CODE: E7J720;E7J724; - AC	3 PK 815
				PS	MTR-CODE: E7J720;E7J724; + AC	4 PK 1218

1.4

1390 ccm	54 kW	E7J 724	09.91 - 08.93	AC-C	MTR-CODE: E6J734;E7J720; - PS	4 PK 1180
				AC-C	MTR-CODE: E7J720;E7J724; - PS	4 PK 1180
				ALT	MTR-CODE: E6J734;E7J720; + AC	3 PK 715
				ALT	MTR-CODE: E7J720;E7J724; + AC	3 PK 715
				PS	MTR-CODE: E6J734;E7J720; - AC	3 PK 815
				PS	MTR-CODE: E6J734;E7J720; + AC	4 PK 1218
				PS	MTR-CODE: E7J720;E7J724; - AC	3 PK 815
				PS	MTR-CODE: E7J720;E7J724; + AC	4 PK 1218
				CAM		ZRK 1106
				CAM		KT 1018
				W-P; CAM	MTR-CODE: E7J 724	KT 1018 W2



RENAULT

RAPID Kasten (F40_, G40_)

1.4 (F40U, F40V)

1390 ccm	55 kW	E7J 720;E7J 724;E7J 726;E7J 773	09.91 - 03.98	ALT		AVX 10 x 1150
				ALT	FROM: 01.92; - AC	AVX 10 x 685
				PS		AVX 10 x 800
				AC-C	- PS	4 PK 1180
				ALT	+ AC	3 PK 715
				PS	- AC	3 PK 815
				PS	+ AC	4 PK 1218
				CAM		ZRK 1106
				CAM		KT 1018
				W-P; CAM		KT 1018 W2

1.4 (F40D)

1390 ccm	58 kW	E7J 728	01.94 - 03.98	ALT		AVX 10 x 685
				CAM		ZRK 1106
				CAM		KT 1018
				W-P; CAM		KT 1018 W2

1.4

1390 ccm	59 kW	E7J 773	05.95 - 08.97	AC-C	MTR-CODE: E6J734;E7J720; - PS	4 PK 1180
				AC-C	MTR-CODE: E7J720;E7J724; - PS	4 PK 1180
				AC-C	MTR-CODE: E7J724;E7J726;E7J773; - PS	4 PK 1180
				ALT	MTR-CODE: E6J734;E7J720; + AC	3 PK 715
				ALT	MTR-CODE: E7J720;E7J724; + AC	3 PK 715
				ALT	MTR-CODE: E7J724;E7J726;E7J773; + AC	3 PK 715
				PS	MTR-CODE: E6J734;E7J720; - AC	3 PK 815
				PS	MTR-CODE: E6J734;E7J720; + AC	4 PK 1218
				PS	MTR-CODE: E7J720;E7J724; - AC	3 PK 815
				PS	MTR-CODE: E7J720;E7J724; + AC	4 PK 1218
				PS	MTR-CODE: E7J724;E7J726;E7J773; - AC	3 PK 815
				PS	MTR-CODE: E7J724;E7J726;E7J773; + AC	4 PK 1218
				CAM		ZRK 1106
				CAM		KT 1018
				W-P; CAM	MTR-CODE: E7J 773	KT 1018 W2

1.4 (F402)

1397 ccm	43 kW	C1J 768;C1J 780	07.85 - 08.91	ALT		AVX 10 x 1150
				PS		AVX 10 x 800
				ALT	FROM: 07.87; MTR-CODE: C1J780; NAT-ASP; + AC	6 PK 1710

1.4 (F407) KAT

1397 ccm	43 kW	C3J 700;C3J 702;C3J 760;C3J 762	08.88 - 03.98	ALT		AVX 10 x 1150
				PS		AVX 10 x 800

1.4 (F40M)

1397 ccm	44 kW	C2J 784	03.86 - 08.91	ALT		AVX 10 x 1150
				PS		AVX 10 x 800

1.6 D (F404)

1596 ccm	40 kW	F8M 720;F8M 730;F8M 736;F8M 760	03.86 - 08.98	ALT	MTR-CODE: F8M720;F8M730	5 PK 886
				ALT	MTR-CODE: F8M720;F8M730;F8M736	5 PK 886
				CAM	FROM: 01.88	ZRK 1147
				CAM	UNTIL: 12.87	ZRK 1101
				CAM	FROM: 01.88	KT 1048
				CAM	UNTIL: 12.87	KT 1046

1.9 D (F40R)

1870 ccm	40 kW	F8Q 640;F8Q 682	09.94 - 03.98	ALT		6 PK 894
				CAM	FROM: 10.96	ZRK 1436
				CAM	UNTIL: 09.96	ZRK 1145
				CAM	FROM: 10.96	KT 1129
				CAM	UNTIL: 09.96	KT 1059

1.9 D (F40P, F40N, F40E)

1870 ccm	47 kW	F8Q 646;F8Q 722;F8Q 724;F8Q 774;F8Q 776	09.91 - 03.98	ALT	FROM: 04.94; MTR-CODE: F8Q644;F8Q646	6 PK 894
				ALT	FROM: 04.94; MTR-CODE: F8Q684;F8Q722	6 PK 894
				ALT	UNTIL: 04.94; MTR-CODE: F8Q644;F8Q646	6 PK 900
				ALT	UNTIL: 04.94; MTR-CODE: F8Q684;F8Q722	6 PK 900
				CAM	FROM: 10.96	ZRK 1436
				CAM	UNTIL: 09.96	ZRK 1145
				CAM	FROM: 10.96	KT 1129



RENAULT

RAPID Kasten (F40_, G40_)

1.9 D (F40P, F40N, F40E)

1870 ccm	47 kW	F8Q 646;F8Q 722;F8Q 724;F8Q 774;F8Q 776	09.91 - 03.98	CAM	UNTIL: 09.96	KT 1059
----------	-------	---	---------------	-----	--------------	---------

SAFRANE I (B54_)

2.0 (B540)

1995 ccm	77 kW	J7R 732;J7R 733	11.92 - 07.96	ALT; PS		AVX 10 x 1250
				ALT	- AC	3 PK 890
				ALT	+ AC	4 PK 1218
				CAM		ZRK 1129
				CAM		KT 1065

2.0 12V (B542, B54E)

1995 ccm	97 kW	J7R 734;J7R 735	04.92 - 07.96	ALT	- AC	3 PK 890
				ALT	+ AC	4 PK 1218
				CAM		ZRK 1129
				CAM		KT 1065

2.2 (B541)

2165 ccm	79 kW	J7T 762	04.92 - 07.96	PS		AVX 10 x 1250
				ALT	- AC	3 PK 890
				ALT	+ AC	4 PK 1218
				CAM		ZRK 1131
				CAM		KT 1066

2.2 (B543)

2165 ccm	101 kW	J7T 760;J7T 761	04.92 - 07.96	PS		AVX 10 x 1250
				ALT	- AC	3 PK 890
				ALT	+ AC	4 PK 1218
				CAM		ZRK 1131
				CAM		KT 1066

3.0 V6 (B54B, B544)

2963 ccm	123 kW	Z7X 721;Z7X 722;Z7X 723	12.92 - 07.96	ALT	- AC	6 PK 1025
				ALT	+ AC	6 PK 1240
				PS	+ MAN-TM	4 PK 1125

3.0 V6 4x4 (B54B, B544)

2963 ccm	123 kW	Z7X 721;Z7X 722;Z7X 723	12.92 - 07.96	ALT	- AC	6 PK 1025
				ALT	+ AC	6 PK 1240
				PS	+ MAN-TM	4 PK 1125

3.0 Biturbo 4x4 (B545)

2963 ccm	193 kW	Z7X 726	02.93 - 07.96	ALT	- AC	6 PK 1025
				ALT	+ AC	6 PK 1240
				PS	+ MAN-TM	4 PK 1125

2.1 dT (B546)

2068 ccm	65 kW	J8S 760	11.93 - 07.96	PS		AVX 11,9 x 758
				ALT	+ AC	6 PK 1740
				ALT	OE-NO.: 7700854326; - AC	4 PK 1065
				ALT	OE-NO.: 7700855096; - AC	4 PK 1060
				PS	+ AC	4 PK 735
				CAM		ZRK 1261
				CAM		KT 1141

2.5 dT (B548)

2500 ccm	83 kW	S8U 762;S8U 763	12.92 - 07.96	AC-C		5 PK 820
				ALT		4 PK 560
				W-P	FROM: 04.93; + AUTO-TM	5 PK 925
				W-P	FROM: 09.94; + MAN-TM	5 PK 925
				W-P	UNTIL: 04.93; + AUTO-TM	5 PK 850
				W-P	UNTIL: 09.94; + MAN-TM	5 PK 850
				CAM		ZRK 1239

SAFRANE II (B54_)

2.0 16V (B54L)

1948 ccm	100 kW	N7Q 710;N7Q 711	07.96 - 12.00	ALT	FROM: 11.96; - AC	6 PK 1240
				ALT	FROM: 11.96; + AC	6 PK 1605
				CAM	FROM: 12.97	ZRK 1187
				CAM	UNTIL: 12.97	ZRK 1191
				CAM	FROM: 12.97	KT 1317
				CAM	UNTIL: 12.97	KT 1118
				CAM	FROM: 12.97	KT 1317 W1
				W-P; CAM	UNTIL: 12.97	KT 1520 W1



RENAULT

SAFRANE II (B54_)

2.5 20V (B54F)

2435 ccm	121 kW	N7U 700;N7U 701	07.96 - 12.00	ALT	FROM: 11.96; - AC	6 PK 1240
				ALT	FROM: 11.96; + AC	6 PK 1605
				CAM	FROM: 12.97	ZRK 1187
				CAM	UNTIL: 12.97	ZRK 1191
				CAM	FROM: 12.97	KT 1317
				CAM	UNTIL: 12.97	KT 1118
				CAM	FROM: 12.97	KT 1317 W1

2.9 24V (B54N)

2946 ccm	140 kW	L7X 713	03.99 - 12.00	ALT		6 PK 1600
				CAM		ZRK 1703

3.0 V6 (B54M)

2963 ccm	123 kW	Z7X 755	07.96 - 12.00	ALT	FROM: 11.96	6 PK 1240
----------	--------	---------	---------------	-----	-------------	-----------

2.2 dT (B54G)

2188 ccm	83 kW	G8T 740	07.96 - 12.00	ALT	FROM: 11.96; - AC	6 PK 1010
				ALT	FROM: 11.96; + AC	6 PK 1950
				CAM		ZRK 1522
				CAM		KT 1086
				W-P; CAM		KT 1086 W1

SANDERO/STEPWAY

1.4

1390 ccm	55 kW	K7J 710	02.09 -	W-P; CAM	UNTIL: 11.09	KT 1128 W2
----------	-------	---------	---------	----------	--------------	------------

1.6

1598 ccm	64 kW	K7M 710	02.09 -	ALT	+ PS; - AC	5 PK 1110
				ALT	UNTIL: 09.09; + AC; + PS	5 PK 1750
				W-P; CAM	UNTIL: 11.09	KT 1128 W2

SCÉNIC I (JA0/1_)

1.4 16V (JA0D, JA1H, Ja0W, JA1)

1390 ccm	70 kW	K4J 714;K4J 750	09.99 - 08.03	ALT	MTR-CODE: K4J714; - AC	5 PK 1110
				ALT	MTR-CODE: K4J714; + AC	5 PK 1750
				ALT	MTR-CODE: K4J750; - AC	5 PK 1110
				ALT	MTR-CODE: K4J750; + AC	5 PK 1750
				CAM		ZRK 1470
				CAM		KT 1406
				W-P; CAM		KT 1406 W1

1.6

1598 ccm	75 kW	K4M 708;K4M 709	03.01 - 08.03	ALT	UNTIL: 09.01; MTR-CODE: K4M712; + AC	6 PK 1751
----------	-------	-----------------	---------------	-----	--------------------------------------	-----------

1.8 16V (JA12, JA1R, JA1M, JA1A)

1783 ccm	85 kW	F4P 720;F4P 722	01.01 - 08.03	ALT	FROM: 05.01; MTR-CODE: F4P720	5 PK 1750
				ALT	MTR-CODE: F4P722	5 PK 1750
				CAM		ZRK 1183
				CAM	FROM: 04.01	KT 1312
				CAM	UNTIL: 04.01	KT 1315

1.8 4x4

1783 ccm	85 kW	F4P 722	07.00 - 04.01	ALT		5 PK 1750
----------	-------	---------	---------------	-----	--	-----------

2.0 16V RX4

1998 ccm	102 kW	F4R 744;F4R 746	06.00 - 08.03	ALT	MTR-CODE: F4R740;F4R741;F4R744	5 PK 1750
				ALT	MTR-CODE: F4R744;F4R746;F4R747; + AC	5 PK 1750
				CAM		ZRK 1183
				CAM	FROM: 04.01	KT 1312
				CAM	UNTIL: 04.01	KT 1315

2.0 16V (JA1B, JA1D)

1998 ccm	102 kW	F4R 740;F4R 741;F4R 746	07.00 - 08.03	ALT		5 PK 1750
				CAM		ZRK 1183
				CAM	FROM: 04.01	KT 1312
				CAM	UNTIL: 04.01	KT 1315

2.0 16V

1998 ccm	103 kW	F4R 740;F4R 741;F4R 744	09.99 - 08.03	ALT	FROM: 03.01; MTR-CODE: F4R746;F4R747; + AC	5 PK 1750
				ALT	MTR-CODE: F4R740;F4R741;F4R744	5 PK 1750
				CAM		ZRK 1183
				CAM		KT 1315

1.9 D

1870 ccm	47 kW	F8Q 790	09.99 - 03.01	ALT	- AC	6 PK 1138
				ALT	+ AC	6 PK 1642



RENAULT

SCÉNIC I (JA0/1_)

1.9 dTi (JA1U)

1870 ccm	59 kW	F9Q 744	02.01 - 08.03	ALT	MTR-CODE: F9Q738; - AC	6 PK 1138
				ALT	MTR-CODE: F9Q738; + AC	6 PK 1605
				ALT	MTR-CODE: F9Q744; - AC	6 PK 1138
				ALT	MTR-CODE: F9Q744; + AC	6 PK 1605
				CAM		ZRK 1069
				CAM		KT 1247
				CAM		KT 1493

1.9 dTi (JA0N)

1870 ccm	72 kW	F9Q 731;F9Q 734;F9Q 736	09.99 - 08.03	ALT	MTR-CODE: F9Q731; - AC	6 PK 1138
				ALT	MTR-CODE: F9Q731; + AC	6 PK 1642
				ALT	MTR-CODE: F9Q734; - AC	6 PK 1138
				ALT	MTR-CODE: F9Q734; + AC	6 PK 1642
				ALT	MTR-CODE: F9Q736; - AC	6 PK 1138
				ALT	MTR-CODE: F9Q736; + AC	6 PK 1642
				CAM	FROM: 11.00; MTR-CODE: F9Q736	ZRK 1069
				CAM	MTR-CODE: F9Q731	ZRK 1069
				CAM	MTR-CODE: F9Q734	ZRK 1075
				CAM	UNTIL: 10.00; MTR-CODE: F9Q736	ZRK 1075
				CAM	FROM: 11.00	KT 1493
				CAM	FROM: 11.00; MTR-CODE: F9Q 736	KT 1247
				CAM	MTR-CODE: F9Q 731	KT 1247
				CAM	MTR-CODE: F9Q734	KT 1132
				CAM	UNTIL: 10.00	KT 1490
				CAM	UNTIL: 10.00; MTR-CODE: F9Q736	KT 1132

1.9 dCi (JA05, JA1F)

1870 ccm	75 kW	F9Q 732;F9Q 733	09.99 - 08.03	ALT	FROM: 11.00; MTR-CODE: F9Q732; - AC	6 PK 1138
				ALT	FROM: 11.00; MTR-CODE: F9Q732; + AC	6 PK 1605
				ALT	FROM: 11.00; MTR-CODE: F9Q732;F9Q733; - AC	6 PK 1138
				ALT	FROM: 11.00; MTR-CODE: F9Q732;F9Q733; + AC	6 PK 1605
				CAM	MTR-CODE: F9Q732;F9Q733;F9Q740;F9Q748;F9Q796	ZRK 1075
				CAM		KT 1132
				CAM		KT 1490

1.9 dCi RX4

1870 ccm	75 kW	F9Q 740	11.00 - 08.03	ALT	FROM: 03.01; MTR-CODE: F9Q732;F9Q740; + AC	6 PK 1605
				ALT	FROM: 03.01; MTR-CODE: F9Q748;F9Q796	6 PK 1605
				ALT	MTR-CODE: F9Q732;F9Q740; - AC	6 PK 1138
				ALT	MTR-CODE: F9Q740; - AC	6 PK 1138
				ALT	MTR-CODE: F9Q740; + AC	6 PK 1642
				ALT	UNTIL: 03.01; MTR-CODE: F9Q732;F9Q740; + AC	6 PK 1642
				CAM	MTR-CODE: F9Q732;F9Q733;F9Q740;F9Q748;F9Q796	ZRK 1075
				CAM		KT 1490
				CAM	MTR-CODE: F9Q732;F9Q733;F9Q740;F9Q748;F9Q796	KT 1132

SCÉNIC II (JM0/1_)

1.4 (JM0B, JM0H, JM1A)

1390 ccm	72 kW	K4J 730;K4J 740;K4J 770	06.03 -	ALT	FROM: 05.06; MTR-CODE: K4J740; - AC	6 PK 1205
				ALT	MTR-CODE: K4J730; - AC	5 PK 1130
				ALT	MTR-CODE: K4J730; + AC	5 PK 1200
				ALT	UNTIL: 05.06; MTR-CODE: K4J740; - AC	5 PK 1130
				ALT	UNTIL: 05.06; MTR-CODE: K4J740; + AC	6 PK 1205
				CAM		ZRK 1470
				CAM		KT 1406

1.6

1598 ccm	77 kW	K4M 788	06.06 -	CAM		ZRK 1470
				CAM		KT 1406
				CAM		KT 1406 W1

1.6 16V (JM1R)

1598 ccm	82 kW	K4M 812;K4M 9 766;K4M C 813	01.07 -	ALT	MTR-CODE: K4M766	6 PK 1205
				ALT	MTR-CODE: K4M812;K4M813; - AC	6 PK 1205
				ALT	MTR-CODE: K4M812;K4M813; + AC	6 PK 1205
				ALT	MTR-CODE: K4M813	6 PK 1205
				CAM		ZRK 1470
				CAM		KT 1410
				W-P; CAM	MTR-CODE: K4M 766;K4M 812-813	KT 1410 W1



RENAULT

SCÉNIC II (JM0/1_)

1.6 (JM0C, JM0J, JM1B)

1598 ccm	83 kW	K4M 761;K4M 782	06.03 -	ALT	FROM: 04.05; MTR-CODE: K4M761;K4M782; + AC	6 PK 1205
				ALT	FROM: 04.05; MTR-CODE: K4M764	6 PK 1205
				ALT	FROM: 05.06; MTR-CODE: K4M761;K4M782; - AC	6 PK 1205
				ALT	FROM: 05.06; MTR-CODE: K4M812;K4M813; - AC	6 PK 1205
				ALT	MTR-CODE: K4M812;K4M813; + AC	6 PK 1205
				ALT	UNTIL: 04.05; MTR-CODE: K4M761;K4M782; + AC	5 PK 1200
				ALT	UNTIL: 04.05; MTR-CODE: K4M764	5 PK 1200
				ALT	UNTIL: 05.06; MTR-CODE: K4M761;K4M782; - AC	5 PK 1130
				ALT	UNTIL: 05.06; MTR-CODE: K4M812;K4M813; - AC	5 PK 1130
				CAM		ZRK 1470
				CAM		KT 1410
				W-P; CAM	MTR-CODE: K4M 761;K4M 782	KT 1410 W1

2.0 (JM05, JM0U, JM1N, JM1U, JM2V)

1998 ccm	99 kW	F4R 770;F4R 771	06.03 -	ALT	FROM: 06.06; MTR-CODE: F4R770;F4R771;F4R776	7 PK 1125
				ALT	MTR-CODE: F4R770;F4R771;F4R776	7 PK 1125
				CAM		ZRK 1475
				CAM		KT 1409
				W-P; CAM		KT 1409 W1

2.0 16V Turbo (JM0W)

1998 ccm	120 kW	F4R 776	05.04 -	ALT	FROM: 06.06; MTR-CODE: F4R770;F4R771;F4R776	7 PK 1125
				ALT	MTR-CODE: F4R770;F4R771;F4R776	7 PK 1125
				CAM		ZRK 1475
				CAM		KT 1409
				W-P; CAM		KT 1409 W1

1.5 dCi (JM0F)

1461 ccm	60 kW	K9K 722	06.03 -	ALT	FROM: 01.05; MTR-CODE: K9K722; + AC	6 PK 1205
				ALT	FROM: 09.05; MTR-CODE: K9K722; - AC	6 PK 1205
				ALT	FROM: 09.05; MTR-CODE: K9K732; - AC	6 PK 1205
				ALT	MTR-CODE: K9K732; + AC	6 PK 1205
				ALT	UNTIL: 01.05; + AC	5 PK 1200
				ALT	UNTIL: 09.05; MTR-CODE: K9K722; - AC	5 PK 1130
				ALT	UNTIL: 09.05; MTR-CODE: K9K732; - AC	5 PK 1130
				CAM		ZRK 1325
				CAM	UNTIL: 08.03	KT 1368
				W-P; CAM	FROM: 04.04; MTR-CODE: K9K 722	KT 1368 W2
				W-P; CAM	UNTIL: 04.04; MTR-CODE: K9K 722	KT 1368 W1

1.5 dCi (JM1F)

1461 ccm	63 kW	K9K 724	05.05 -	ALT	FROM: 06.06; MTR-CODE: K9K722	6 PK 1205
				ALT	FROM: 09.05; MTR-CODE: K9K724; - AC	6 PK 1205
				ALT	MTR-CODE: K9K724; + AC	6 PK 1205
				ALT	UNTIL: 09.05; MTR-CODE: K9K724; - AC	5 PK 1130
				CAM		ZRK 1325
				W-P; CAM	MTR-CODE: K9K 722;K9K 724	KT 1368 W2

1.5 dCi (JM02, JM13)

1461 ccm	74 kW	K9K 728;K9K 729	11.03 -	ALT	- AC	5 PK 1130
				ALT	FROM: 01.05; + AC	6 PK 1205
				ALT	UNTIL: 01.05; + AC	5 PK 1200
				CAM		ZRK 1325
				W-P; CAM	FROM: 04.04; MTR-CODE: K9K 728	KT 1368 W2
				W-P; CAM	MTR-CODE: K9K 729	KT 1368 W2
				W-P; CAM	UNTIL: 04.04; MTR-CODE: K9K 728	KT 1368 W1

1.5 dCi (JM16)

1461 ccm	76 kW	K9K 734	01.07 -	ALT		6 PK 1205
				CAM		ZRK 1325
				W-P; CAM	MTR-CODE: K9K 728	KT 1368 W2

1.5 dCi (JM1E)

1461 ccm	78 kW	K9K 732	05.05 -	ALT		6 PK 1205
				CAM		ZRK 1325
				W-P; CAM	MTR-CODE: K9K 732	KT 1368 W2

1.9 dCi (JM15)

1870 ccm	81 kW	F9Q 804	05.05 -	ALT	MTR-CODE: F9Q803;F9Q812	7 PK 1125
				ALT	MTR-CODE: F9Q804	7 PK 1125
				CAM		ZRK 1428
				CAM		KT 1371



RENAULT

SCÉNIC II (JM0/1_)

1.9 dCi (JM15)

1870 ccm	81 kW	F9Q 804	05.05 -	CAM	MTR-CODE: F9Q.8.04/F	KT 1533 W1
----------	-------	---------	---------	-----	----------------------	------------

1.9 D

1870 ccm	85 kW	F9Q 812;F9Q J 803	06.06 -	ALT		7 PK 1125
				CAM		ZRK 1428
				CAM		KT 1371
				CAM	MTR-CODE: F9Q.8.04/F	KT 1533 W1

1.9 dCi (JM0G, JM12, JM1G, JM2C)

1870 ccm	88 kW	F9Q 812	06.03 -	ALT		7 PK 1125
				CAM		ZRK 1428
				CAM		KT 1371
				CAM		KT 1533 W1

1.9 dCi

1870 ccm	92 kW	F9Q 804	06.03 -	CAM	MTR-CODE: F9Q.8.04/F	KT 1533 W1
----------	-------	---------	---------	-----	----------------------	------------

1.9 dCi (JM14)

1870 ccm	96 kW	F9Q 804;F9Q 816;F9Q 818;F9Q J 803	05.05 -	ALT		7 PK 1125
				CAM		ZRK 1428
				CAM		KT 1371
				CAM	MTR-CODE: F9Q.8.03/F	KT 1533 W1

2.0 dCi (JM1K)

1995 ccm	110 kW	M9R 700;M9R 721;M9R 722	09.05 -	ALT		7 PK 1705
----------	--------	-------------------------	---------	-----	--	-----------

GRAND SCÉNIC II (JM0/1_)

1.6

1598 ccm	77 kW	K4M 788	06.06 -	CAM		ZRK 1470
				CAM		KT 1406
				CAM		KT 1406 W1

1.6

1598 ccm	83 kW	K4M 761;K4M 782	04.04 -	ALT	FROM: 05.06; MTR-CODE: K4M812;K4M813; - AC	6 PK 1205
				ALT	MTR-CODE: K4M761;K4M782; - AC	5 PK 1130
				ALT	MTR-CODE: K4M761;K4M782; + AC	5 PK 1200
				ALT	MTR-CODE: K4M812;K4M813; + AC	6 PK 1205
				ALT	UNTIL: 05.06; MTR-CODE: K4M812;K4M813; - AC	5 PK 1130
				CAM		ZRK 1470
				CAM		KT 1410
				W-P; CAM	MTR-CODE: K4M 761;K4M 782	KT 1410 W1

2.0

1998 ccm	99 kW	F4R 770;F4R 771	04.04 -	ALT	FROM: 06.06; MTR-CODE: F4R770;F4R771;F4R776	7 PK 1125
				ALT	MTR-CODE: F4R770;F4R771;F4R776	7 PK 1125
				CAM	MTR-CODE: F4R770;F4R771	ZRK 1475
				CAM	MTR-CODE: F4R770;F4R771	KT 1409
				W-P; CAM	MTR-CODE: F4R 770;F4R 771	KT 1409 W1

2.0

1998 ccm	120 kW	F4R 776	04.04 -	ALT	FROM: 06.06; MTR-CODE: F4R770;F4R771;F4R776	7 PK 1125
				ALT	MTR-CODE: F4R770;F4R771;F4R776	7 PK 1125
				CAM		ZRK 1475
				CAM		KT 1409
				W-P; CAM	MTR-CODE: F4R 776	KT 1409 W1

1.5 dCi (JM02, JM13)

1461 ccm	74 kW	K9K 728	04.04 -	ALT	FROM: 01.05; + AC	6 PK 1205
				ALT	FROM: 09.05; - AC	6 PK 1205
				ALT	UNTIL: 01.05; + AC	5 PK 1200
				ALT	UNTIL: 09.05; - AC	5 PK 1130
				CAM		ZRK 1325
				W-P; CAM	MTR-CODE: K9K 728	KT 1368 W2
				W-P; CAM	MTR-CODE: K9K 729	KT 1368 W2
				W-P; CAM	UNTIL: 04.04; MTR-CODE: K9K 728	KT 1368 W1

1.5 dCi (JM1E)

1461 ccm	78 kW	K9K P 732	05.05 -	ALT	+ AC	6 PK 1205
				ALT	FROM: 09.05; - AC	6 PK 1205
				ALT	UNTIL: 09.05; - AC	5 PK 1130

1.9 dCi (JM15)

1870 ccm	81 kW	F9Q E 804	05.05 -	ALT	FROM: 06.06	7 PK 1125
				CAM	MTR-CODE: F9Q803;F9Q804	ZRK 1428



RENAULT

GRAND SCÉNIC II (JM0/1_)

1.9 dCi (JM15)

1870 ccm	81 kW	F9Q E 804	05.05 -	CAM CAM	MTR-CODE: F9Q803;F9Q804 MTR-CODE: F9Q.8.04/F	KT 1371 KT 1533 W1
----------	-------	-----------	---------	------------	---	-----------------------

1.9 dCi (JM0G, JM12, JM1G, JM2C)

1870 ccm	88 kW	F9Q 812	04.04 -	ALT CAM CAM CAM	MTR-CODE: F9Q.8.12	7 PK 1125 ZRK 1428 KT 1371 KT 1533 W1
----------	-------	---------	---------	--------------------------	--------------------	--

1.9 dCi (JM14)

1870 ccm	96 kW	F9Q 816;F9Q 818;F9Q EE 804;F9Q J 803	05.05 -	ALT CAM CAM CAM	MTR-CODE: F9Q.8.03/F	7 PK 1125 ZRK 1428 KT 1371 KT 1533 W1
----------	-------	--------------------------------------	---------	------------------------------	----------------------	--

2.0 dCi (JM1K)

1995 ccm	110 kW	M9R 700;M9R 721;M9R 722	09.05 -	ALT		7 PK 1705
----------	--------	-------------------------	---------	-----	--	-----------

SCÉNIC III (JZ0/1_)

1.4 16V (JZ0F)

1397 ccm	96 kW	H4J 700	02.09 -	ALT		7 PK 1785
----------	-------	---------	---------	-----	--	-----------

1.6 16V (JZ0U)

1598 ccm	81 kW	K4M 858	02.09 -	ALT ALT W-P; CAM	MTR-CODE: K4M858 MTR-CODE: K4M866 MTR-CODE: K4M 766	6 PK 1205 6 PK 1205 KT 1410 W1
----------	-------	---------	---------	------------------------	---	--------------------------------------

1.6 E85 (JZ03)

1598 ccm	81 kW	K4M 866	02.09 -	W-P; CAM	MTR-CODE: K4M 866	KT 1410 W1
----------	-------	---------	---------	----------	-------------------	------------

1.5 dCi

1461 ccm	78 kW	K9K 832	02.09 -	ALT		6 PK 1205
----------	-------	---------	---------	-----	--	-----------

1.9 dCi

1870 ccm	96 kW	F9Q 870	02.09 -	ALT		7 PK 1125
----------	-------	---------	---------	-----	--	-----------

2.0 dCi (JZ0Y)

1995 ccm	110 kW	M9R 615	02.09 -	ALT		7 PK 1705
----------	--------	---------	---------	-----	--	-----------

2.0 dCi (JZ0L)

1995 ccm	118 kW	M9R 610	04.09 -	ALT		7 PK 1705
----------	--------	---------	---------	-----	--	-----------

GRAND SCÉNIC III (JZ0/1_)

1.4 16V (JZ0F)

1397 ccm	96 kW	H4J 700	02.09 -	ALT		7 PK 1785
----------	-------	---------	---------	-----	--	-----------

1.6 16V (JZ0U)

1598 ccm	81 kW	K4M 858	02.09 -	ALT W-P; CAM	MTR-CODE: K4M 766	6 PK 1205 KT 1410 W1
----------	-------	---------	---------	-----------------	-------------------	-------------------------

1.5 dCi

1461 ccm	78 kW	K9K 832	02.09 -	ALT		6 PK 1205
----------	-------	---------	---------	-----	--	-----------

1.9 dCi

1870 ccm	96 kW	F9Q 870	02.09 -	ALT		7 PK 1125
----------	-------	---------	---------	-----	--	-----------

2.0 dCi (JZ0Y)

1995 ccm	110 kW	M9R 615	02.09 -	ALT		7 PK 1705
----------	--------	---------	---------	-----	--	-----------

2.0 dCi (JZ0L)

1995 ccm	118 kW	M9R 610	04.09 -	ALT		7 PK 1705
----------	--------	---------	---------	-----	--	-----------

SPORT SPIDER (EF0_)

2.0

1998 ccm	108 kW	F7R 710	12.95 - 08.96	ALT		6 PK 825
----------	--------	---------	---------------	-----	--	----------

2.0 16V

1998 ccm	110 kW	F7R 710	03.95 - 10.99	ALT CAM	FROM: 12.95	6 PK 825 ZRK 1018
----------	--------	---------	---------------	------------	-------------	----------------------

THALIA (LB0/1/2_)

1.2 16V

1149 ccm	55 kW	D4F 712	04.02 -	AC-C	FROM: 09.08; MTR-CODE: D4F728; - PS	4 PK 925
				AC-C	FROM: 09.08; MTR-CODE: D4F728; + PS	4 PK 1540
				AC-C	FROM: 11.03; MTR-CODE: D4F706; - PS	4 PK 925
				AC-C	FROM: 11.03; MTR-CODE: D4F706; + PS	4 PK 1540
				AC-C	FROM: 11.03; MTR-CODE: D4F712; - PS	4 PK 925
				AC-C	FROM: 11.03; MTR-CODE: D4F712; + PS	4 PK 1540
				AC-C	MTR-CODE: D4F728; - PS	4 PK 925
				AC-C	MTR-CODE: D4F728; + PS	4 PK 1540



RENAULT

THALIA (LB0/1/2_)

1.2 16V

1149 ccm	55 kW	D4F 712	04.02 -	ALT	FROM: 09.08; MTR-CODE: D4F728; OE-NO.: 8200065601; - AC	3 PK 740
				ALT	FROM: 11.03; MTR-CODE: D4F706; OE-NO.: 8200065601	3 PK 740
				ALT	FROM: 11.03; MTR-CODE: D4F712; OE-NO.: 8200065601	3 PK 740
				ALT	MTR-CODE: D4F728; OE-NO.: 8200041848; + AC	3 PK 750
				ALT	MTR-CODE: D4F728; OE-NO.: 8200065601; - AC	3 PK 740
				PS	FROM: 09.08; MTR-CODE: D4F728; OE-NO.: 8200041848; + AC	3 PK 750
				PS	FROM: 11.03; MTR-CODE: D4F706	4 PK 905
				PS	FROM: 11.03; MTR-CODE: D4F706; OE-NO.: 8200041848	3 PK 750
				PS	FROM: 11.03; MTR-CODE: D4F712	4 PK 905
				PS	FROM: 11.03; MTR-CODE: D4F712; OE-NO.: 8200041848	3 PK 750
				CAM		ZRK 1427
				CAM		KT 1252

1.4

1390 ccm	55 kW	K7J 700	08.00 -	ALT	- AC	5 PK 1110
				ALT	FROM: 09.01; + AC	5 PK 1750
				ALT	UNTIL: 09.01; + AC	6 PK 1751
				CAM		ZRK 1317
				CAM	FROM: 06.05	KT 1128

1.4 16V

1390 ccm	72 kW	K4J 712	08.00 -	ALT	FROM: 06.01; MTR-CODE: K4J713; + AC	5 PK 1750
				ALT	FROM: 09.01; MTR-CODE: K7J700; + AC	5 PK 1750
				ALT	MTR-CODE: K4J712; - AC	5 PK 1110
				ALT	MTR-CODE: K4J712; + AC	5 PK 1750
				ALT	MTR-CODE: K4J713; - AC	5 PK 1110
				ALT	MTR-CODE: K7J700; - AC	5 PK 1110
				CAM		ZRK 1470
				CAM		KT 1406

1.6 16V

1598 ccm	79 kW	K4M 740	04.02 -	ALT	FROM: 04.04; MTR-CODE: K4M745; + AC	5 PK 1200
				ALT	FROM: 04.04; MTR-CODE: K7M734	6 PK 1820
				ALT	MTR-CODE: K4M745; - AC	5 PK 1110
				ALT	UNTIL: 04.04; MTR-CODE: K4M745; + AC	5 PK 1750
				ALT	UNTIL: 10.05; MTR-CODE: K7M745	3 PK 1040
				PS	UNTIL: 10.05; MTR-CODE: K7M745	4 PK 995
				CAM		ZRK 1470
				CAM		KT 1406

1.5 dCi

1461 ccm	47 kW	K9K 740	06.05 -	ALT	FROM: 09.08	6 PK 1205
				CAM		ZRK 1325
				W-P; CAM	MTR-CODE: K9K 740	KT 1368 W2

1.5 dCi

1461 ccm	48 kW	K9K 700	04.02 -	ALT	FROM: 01.05; + AC	6 PK 1205
				ALT	FROM: 10.03; - AC	5 PK 1130
				ALT	FROM: 10.03; UNTIL: 01.05; + AC	5 PK 1200
				CAM		ZRK 1325
				CAM	UNTIL: 08.03	KT 1368
				W-P; CAM	FROM: 04.04; MTR-CODE: K9K 700	KT 1368 W2
				W-P; CAM	UNTIL: 04.04; MTR-CODE: K9K 700	KT 1368 W1

1.5 dCi

1461 ccm	50 kW	K9K 700;K9K 714	02.03 -	CAM		ZRK 1325
				CAM	UNTIL: 08.03	KT 1368
				W-P; CAM		KT 1368 W1

1.5 dCi

1461 ccm	60 kW	K9K 702	06.01 -	CAM		ZRK 1325
				CAM	UNTIL: 08.03	KT 1368
				W-P; CAM	FROM: 04.04; MTR-CODE: K9K 702	KT 1368 W2
				W-P; CAM	UNTIL: 04.04; MTR-CODE: K9K 702	KT 1368 W1

1.9 D

1870 ccm	48 kW	F8Q 630	02.98 -	ALT	- AC; - PS	6 PK 894
				ALT	+ AC	6 PK 1190
				ALT	+ PS; - AC	6 PK 1400



RENAULT

THALIA II (LU1/2_)

1.5 dCi

1461 ccm 62 kW K9K 718 09.08 - W-P; CAM MTR-CODE: K9K 718 **KT 1368 W2**

TWINGO (C06_)

1.2 (C067)

1149 ccm	40 kW	D7F 700;D7F 701	05.96 -	ALT	MTR-CODE: C3G	AVX 10 x 1150
				ALT	MTR-CODE: C3G	AVX 10 x 1155
				AC-C	MTR-CODE: D7F700	5 PK 905
				ALT	FROM: 09.98; UNTIL: 04.00; MTR-CODE: D7F706	4 PK 735
				ALT	FROM: 09.98; UNTIL: 04.00; MTR-CODE: D7F706; + AC	5 PK 1515
				ALT	MTR-CODE: D7F700	4 PK 735
				ALT	MTR-CODE: D7F701	4 PK 735
				PS	FROM: 04.00; MTR-CODE: D7F706; - AC	4 PK 905
				PS	FROM: 04.00; MTR-CODE: D7F706; + AC	4 PK 1540
				PS	FROM: 09.98; UNTIL: 04.00; MTR-CODE: D7F706; - AC	5 PK 880
				CAM		ZRK 1103
				CAM		KT 1126
				CAM		KT 1126 W1

1.2 (C066, C068)

1149 ccm	43 kW	D7F 700;D7F 701;D7F 702;D7F 703;D7F 704	05.96 -	ALT	MTR-CODE: C3G	AVX 10 x 1150
				ALT	MTR-CODE: C3G	AVX 10 x 1155
				AC-C	FROM: 08.04; MTR-CODE: D7F708	4 PK 925
				AC-C	MTR-CODE: D7F700	5 PK 905
				ALT	FROM: 08.04; MTR-CODE: D7F708	3 PK 740
				ALT	FROM: 09.00; MTR-CODE: D7F702	3 PK 740
				ALT	MTR-CODE: D7F700	4 PK 735
				ALT	MTR-CODE: D7F701	4 PK 735
				PS	FROM: 09.00; MTR-CODE: D7F702; - AC	4 PK 905
				PS	FROM: 09.00; MTR-CODE: D7F702; + AC	4 PK 1540
				CAM		ZRK 1103
				CAM		KT 1126
				CAM		KT 1126 W1

1.2

1149 ccm	44 kW	D7F 702;D7F 703;D7F 704	09.98 -	AC-C	MTR-CODE: D7F703;D7F704; - PS	4 PK 925
				ALT	FROM: 04.00; MTR-CODE: D7F702	3 PK 740
				ALT	MTR-CODE: D7F703;D7F704	3 PK 740
				ALT	UNTIL: 04.00; MTR-CODE: D7F702	4 PK 735
				PS	FROM: 04.00; MTR-CODE: D7F702; - AC	4 PK 905
				PS	FROM: 04.00; MTR-CODE: D7F702; + AC	4 PK 1540
				PS	UNTIL: 04.00; MTR-CODE: D7F702; - AC	5 PK 880
				PS	UNTIL: 04.00; MTR-CODE: D7F702; + AC	5 PK 1515

1.2 16V (C060)

1149 ccm	44 kW	D4F 708	08.04 -	AC-C		4 PK 925
				ALT		3 PK 740
				CAM		ZRK 1427
				CAM		KT 1252

1.2 16V (C06C, C06D, C06K)

1149 ccm	55 kW	D4F 702	01.01 -	AC-C		4 PK 925
				ALT		3 PK 740
				CAM		ZRK 1427
				CAM		KT 1252
				CAM		KT 1252 W1

1.2 (C063, C064)

1239 ccm	40 kW	C3G 700;C3G 702	03.93 -	ALT		AVX 10 x 1150
				AC-C		5 PK 900
				ALT	+ AC	4 PK 1165

TWINGO Kasten (S06_)

1.2 (S066, S068)

1149 ccm	43 kW	D7F 700;D7F 701;D7F 702;D7F 703;D7F 704;D7F 706	05.96 -	AC-C	FROM: 09.98; MTR-CODE: D7F703;D7F704; - PS	4 PK 925
				AC-C	MTR-CODE: D7F700	5 PK 905
				ALT	FROM: 09.00; MTR-CODE: D7F702	3 PK 740
				ALT	FROM: 09.98; MTR-CODE: D7F703;D7F704	3 PK 740
				ALT	MTR-CODE: D7F700	4 PK 735
				PS	FROM: 09.00; MTR-CODE: D7F702; - AC	4 PK 905



RENAULT

TWINGO Kasten (S06_)

1.2 (S066, S068)

1149 ccm	43 kW	D7F 700;D7F 701;D7F 702;D7F 703;D7F 704;D7F 706	05.96 -	PS	FROM: 09.00; MTR-CODE: D7F702; + AC	4 PK 1540
				CAM		ZRK 1103
				CAM		KT 1126

1.2 (S063, S064)

1239 ccm	40 kW	C3G 700;C3G 702	03.93 -	AC-C		5 PK 900
				ALT	+ AC	4 PK 1165

TWINGO (CN0_)

1.2 (CN0D)

1149 ccm	43 kW	D7F 800	03.07 -	ALT	+ AC	7 PK 1035
				CAM		ZRK 1103
				CAM		KT 1126

1.2 16V (CN04, CN0A, CN0B)

1149 ccm	55 kW	D4F 772	03.07 -	ALT	+ AC	7 PK 1035
----------	-------	---------	---------	-----	------	-----------

1.2 16V (CN0K, CN0V)

1149 ccm	56 kW	D4F 772	03.07 -	ALT	FROM: 04.08; + AC	7 PK 1035
				CAM		ZRK 1427
				CAM		KT 1252

1.2 Turbo (CN0C, CN0F)

1149 ccm	74 kW	D4F 780;D4F 782	03.07 -	ALT	MTR-CODE: D4F772;D4F780; + AC	7 PK 1035
				CAM		ZRK 1427
				CAM		KT 1252
				CAM		KT 1252 W1

1.6 RS (CN0N, CN0R, CN0S)

1598 ccm	98 kW	K4M 854	05.08 -	ALT		6 PK 1205
				CAM		ZRK 1470
				W-P; CAM	MTR-CODE: K4M 854	KT 1410 W1

1.5 dCi (CN0E)

1461 ccm	47 kW	K9K 740	03.07 -	ALT		6 PK 1205
				ALT	FROM: 04.08; - AC	6 PK 1130
				ALT	FROM: 04.08; + AC	6 PK 1205
				ALT		ZRK 1325
				W-P; CAM	MTR-CODE: K9K 740	KT 1368 W2

1.5 dCi (CN0U)

1461 ccm	62 kW	K9K 718	04.08 -	ALT		6 PK 1205
				W-P; CAM		KT 1368 W2

VEL SATIS (BJ0_)

2.0 Turbo

1998 ccm	108 kW	F4R 867	04.05 -	ALT		7 PK 1793
----------	--------	---------	---------	-----	--	-----------

2.0 16V Turbo (BJ0K)

1998 ccm	120 kW	F4R 762;F4R 763	06.02 -	ALT		6 PK 1795
				CAM		ZRK 1475
				CAM		KT 1409

2.0 16 V Turbo

1998 ccm	125 kW	F4R 766;F4R 767	04.04 -	ALT		7 PK 1793
				CAM	MTR-CODE: F4R766;F4R767	ZRK 1475
				CAM		KT 1409

3.5 (BJ01)

3498 ccm	170 kW	V4Y 715	10.04 -	AC-C		4 PK 775
				ALT		6 PK 1100

3.5 V6 (BJ0R, BJ0V, BJ0U)

3498 ccm	177 kW	V4Y 701;V4Y 711	06.02 -	AC-C		4 PK 775
				ALT		6 PK 1100

2.0 dCi (BJ03)

1995 ccm	110 kW	M9R 760	08.05 -	ALT	FROM: 04.06	7 PK 1970
----------	--------	---------	---------	-----	-------------	-----------

2.0 dCi (BJ03, BJ0B)

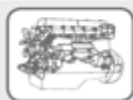
1995 ccm	127 kW	M9R 760;M9R 762;M9R 763	01.06 -	ALT		7 PK 1970
----------	--------	-------------------------	---------	-----	--	-----------

2.2 dCi (BJ0H)

2188 ccm	85 kW	G9T 600	04.04 -	ALT		6 PK 1775
				CAM		ZRK 1462
				CAM		KT 1392

2.2 dCi (BJ0E, BJ0F, BJ0G, BJ0H)

2188 ccm	102 kW	G9T 600;G9T 606;G9T 607;G9T 700;G9T 702	09.04 -	ALT	FROM: 10.05; MTR-CODE: G9T606	6 PK 1775
----------	--------	---	---------	-----	-------------------------------	-----------



RENAULT

VEL SATIS (BJ0_)

2.2 dCi (BJ0E, BJ0F, BJ0G, BJ0H)

2188 ccm	102 kW	G9T 600;G9T 606;G9T 607;G9T 700;G9T 702	09.04 -	ALT	FROM: 10.05; MTR-CODE: G9T607	6 PK 1775
				ALT CAM CAM	MTR-CODE: G9T600;G9T700	6 PK 1775 ZRK 1462 KT 1392

2.2 dCi (BJ0E, BJ0F)

2188 ccm	110 kW	G9T 702;G9T 703	06.02 -	ALT CAM CAM		6 PK 1775 ZRK 1462 KT 1392
----------	--------	-----------------	---------	-------------------	--	----------------------------------

3.0 dCi (BJ0J, BJ0N)

2958 ccm	130 kW	P9X 701	06.02 -	ALT		6 PK 1920
----------	--------	---------	---------	-----	--	-----------

WIND (E4M_)

1.6 (E4MB, E4MC)

1598 ccm	98 kW	K4M 854	07.10 -	W-P; CAM	MTR-CODE: K4M 854	KT 1410 W1
----------	-------	---------	---------	----------	-------------------	------------

SUPER 5 (B/C40_)

1.0 (B/C/400)

956 ccm	30 kW	C1C 700	10.84 - 10.88	ALT ALT PS ALT	+ PS FROM: 04.85; NAT-ASP; + AC	AVX 10 x 1140 AVX 10 x 1150 AVX 10 x 800 6 PK 1710
---------	-------	---------	---------------	-------------------------	------------------------------------	---

1.1 (B/C/401, B/C40H)

1108 ccm	33 kW	C1E 750;C1E 752;C1E 756;C1E 760	01.86 - 03.95	ALT PS ALT	NAT-ASP; + AC	AVX 10 x 1150 AVX 10 x 800 6 PK 1710
----------	-------	---------------------------------	---------------	------------------	---------------	--

1.1 (B/C/401)

1108 ccm	34 kW	C1E 750;C1E 752;C1E 754	10.84 - 10.88	ALT PS ALT	FROM: 04.85; NAT-ASP; + AC	AVX 10 x 1150 AVX 10 x 800 6 PK 1710
----------	-------	-------------------------	---------------	------------------	----------------------------	--

1.1

1108 ccm	35 kW	C1E 750	10.89 - 12.90	ALT	NAT-ASP; + AC	6 PK 1710
----------	-------	---------	---------------	-----	---------------	-----------

1.2 (B/C40F)

1237 ccm	40 kW	C1G 702;C1G 720;C1G 722	01.87 - 08.90	ALT ALT	NAT-ASP; + AC	AVX 10 x 1140 6 PK 1710
----------	-------	-------------------------	---------------	------------	---------------	----------------------------

1.4 (B/C402)

1397 ccm	43 kW	C1J 768;C1J 780	10.84 - 06.88	ALT PS ALT	FROM: 04.85; NAT-ASP; + AC	AVX 10 x 1150 AVX 10 x 800 6 PK 1710
----------	-------	-----------------	---------------	------------------	----------------------------	--

1.4 (B/C/407) KAT

1397 ccm	43 kW	C3J 700;C3J 702;C3J 760	10.85 - 12.96	ALT PS ALT	NAT-ASP; + AC	AVX 10 x 1150 AVX 10 x 800 6 PK 1710
----------	-------	-------------------------	---------------	------------------	---------------	--

1.4 (B/C40M)

1397 ccm	44 kW	C2J 784	06.87 - 08.90	ALT PS ALT	NAT-ASP; + AC	AVX 10 x 1150 AVX 10 x 800 6 PK 1710
----------	-------	---------	---------------	------------------	---------------	--

1.4 (B/C40J)

1397 ccm	49 kW	C2J 782	06.87 - 07.89	ALT PS ALT	NAT-ASP; + AC	AVX 10 x 1150 AVX 10 x 800 6 PK 1710
----------	-------	---------	---------------	------------------	---------------	--

1.4 (B/C403)

1397 ccm	52 kW	C2J 700;C2J 780;C2J 781;C2J 788;C2J 789;C2J 798	10.84 - 07.89	ALT PS ALT	FROM: 04.85; NAT-ASP; + AC	AVX 10 x 1150 AVX 10 x 800 6 PK 1710
----------	-------	---	---------------	------------------	----------------------------	--

1.4 Turbo (C405)


1397 ccm	88 kW	C1J 782;C1J 784;C1J 788	04.85 - 08.90	ALT PS ALT	NAT-ASP; + AC	AVX 10 x 1184 AVX 10 x 800 6 PK 1710
----------	-------	-------------------------	---------------	------------------	---------------	--

1.4 Turbo GT (C405)

1397 ccm	118 kW	840 730	01.85 - 05.91	ALT	NAT-ASP; + AC	6 PK 1710
----------	--------	---------	---------------	-----	---------------	-----------

1.7 (B/C408)

1721 ccm	54 kW	F3N 716;F3N 717	10.86 - 03.95	ALT ALT	FROM: 02.87; - PS FROM: 02.87; + PS	5 PK 850 6 PK 1100
----------	-------	-----------------	---------------	------------	--	-----------------------



RENAULT

SUPER 5 (B/C40_)

1.7 (B/C408)

1721 ccm	54 kW	F3N 716;F3N 717	10.86 - 03.95	CAM	FROM: 01.88	ZRK 1276
				CAM	UNTIL: 12.87	ZRK 1133
				CAM	FROM MTR-NO: C016386	KT 1010
				CAM	UNTIL MTR-NO: C016385	KT 1043

1.7 (B/C40K, B/C40G)

1721 ccm	64 kW	F2N 740;F2N 742	06.87 - 03.95	ALT	- PS	5 PK 850
				ALT	+ PS	6 PK 1100
				CAM	FROM: 01.88; UNTIL: 12.91	ZRK 1276
				CAM	UNTIL: 12.87	ZRK 1133
				CAM	FROM: 01.88; UNTIL: 12.91	KT 1010
				CAM	UNTIL: 12.87	KT 1043

1.7

1721 ccm	66 kW	F2N 740	09.88 - 09.90	ALT	- PS	5 PK 850
				ALT	+ PS	6 PK 1100

1.7 i (C409)

1721 ccm	69 kW	F3N 702;F3N 722	10.86 - 08.91	ALT	FROM: 02.87; - PS	5 PK 850
				ALT	FROM: 02.87; + PS	6 PK 1100
				CAM	FROM: 01.88	ZRK 1276
				CAM	UNTIL: 12.87	ZRK 1133
				CAM	FROM: 01.88	KT 1010
				CAM	UNTIL: 12.87	KT 1043

1.6 D (B/C/404)

1596 ccm	40 kW	F8M 720;F8M 730	08.85 - 12.96	ALT	FROM: 02.86	4 PK 884
				ALT	FROM: 02.86	5 PK 886
				CAM	FROM: 01.88	ZRK 1147
				CAM	UNTIL: 12.87	ZRK 1101
				CAM	FROM: 01.88	KT 1048
				CAM	UNTIL: 12.87	KT 1046

1.6 D

1595 ccm	40 kW	F8M 730	04.85 - 12.90	ALT	FROM: 02.86	4 PK 884
				ALT	FROM: 02.86	5 PK 886

SUPER 5 Kasten (S40_)

1.0 (S400)

956 ccm	30 kW	C1C 700	10.84 - 10.88	ALT	FROM: 04.85; NAT-ASP; + AC	6 PK 1710
---------	-------	---------	---------------	-----	----------------------------	-----------

1.1 (S401)

1108 ccm	34 kW	C1E 750;C1E 752;C1E 754	10.84 - 12.96	ALT	FROM: 04.85; NAT-ASP; + AC	6 PK 1710
----------	-------	-------------------------	---------------	-----	----------------------------	-----------

1.2 (S40F, S407)

1237 ccm	44 kW	C1G 702	01.87 - 12.96	ALT	FROM: 07.87; NAT-ASP; + AC	6 PK 1710
----------	-------	---------	---------------	-----	----------------------------	-----------

1.4

1397 ccm	44 kW	C3J 700	09.85 - 07.86	ALT	NAT-ASP; + AC	6 PK 1710
----------	-------	---------	---------------	-----	---------------	-----------

1.6 D (S404)

1595 ccm	40 kW	F8M 720	10.84 - 12.96	ALT	FROM: 04.85	4 PK 884
				ALT	FROM: 04.85	5 PK 886

1.4

1397 ccm	85 kW	C1J 788	04.85 - 10.87	ALT	NAT-ASP; + AC	6 PK 1710
----------	-------	---------	---------------	-----	---------------	-----------

19 II (B/C53_)

1.2

1171 ccm	44 kW	E7F 730	05.92 - 09.94	ALT	+ AC; - PS	3 PK 715
				PS	- AC	3 PK 775

1.4 (B/C532)

1397 ccm	43 kW	C3J 710	04.92 - 12.95	ALT		AVX 10 x 685
----------	-------	---------	---------------	-----	--	--------------

1.4 (B/C535)

1390 ccm	55 kW	E7J 742	01.92 - 12.95	ALT	- AC	AVX 10 x 690
				ALT	+ AC	AVX 10 x 725
				ALT	FROM: 05.92; + AC; - PS	3 PK 715
				ALT	FROM: 05.92; + AC; + PS	3 PK 715
				PS	FROM: 05.92; - AC	3 PK 775
				CAM		ZRK 1106
				CAM		KT 1018
				W-P; CAM		KT 1018 W2

1.4

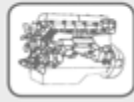
1390 ccm	59 kW	E6J 700;E7J 706	01.92 - 12.95	ALT		AVX 10 x 1140
				ALT	FROM: 05.92; + AC; - PS	3 PK 715
				ALT	FROM: 05.92; + AC; + PS	3 PK 715



RENAULT

19 II (B/C53_)

1.4						
1390 ccm	59 kW	E6J 700;E7J 706	01.92 - 12.95	PS	FROM: 05.92; - AC	3 PK 775
1.7 (B/C53B)						
1721 ccm	54 kW	F3N 740;F3N 741	04.92 - 12.95	ALT	MTR-CODE: F2N720;F2N721; + AC; - PS	6 PK 1460
				ALT	MTR-CODE: F2N720;F2N721; + AC; + PS	6 PK 1695
				ALT	MTR-CODE: F2N720;F2N721; + PS; - AC	6 PK 1165
				ALT	MTR-CODE: F3N740;F3N741; + AC; - PS	6 PK 1460
				ALT	MTR-CODE: F3N740;F3N741; + AC; + PS	6 PK 1695
				ALT	MTR-CODE: F3N740;F3N741; + PS; - AC	6 PK 1165
				CAM		ZRK 1276
				CAM		KT 1010
1.7 (B/C53C)						
1721 ccm	66 kW	F3N 743	04.92 - 12.95	ALT	MTR-CODE: F2N720;F2N721; + AC; - PS	6 PK 1460
				ALT	MTR-CODE: F2N720;F2N721; + AC; + PS	6 PK 1695
				ALT	MTR-CODE: F2N720;F2N721; + PS; - AC	6 PK 1165
				ALT	MTR-CODE: F3N742;F3N743; + AC; - PS	6 PK 1460
				ALT	MTR-CODE: F3N742;F3N743; + AC; + PS	6 PK 1695
				ALT	MTR-CODE: F3N742;F3N743; + PS; - AC	6 PK 1165
				CAM		ZRK 1276
				CAM		KT 1010
1.7						
1721 ccm	79 kW	F3N 746	05.92 - 09.94	ALT	- AC; - PS	5 PK 850
				ALT	+ AC; - PS	6 PK 1460
				ALT	+ AC; + PS	6 PK 1695
				ALT	+ PS; - AC	6 PK 1165
				CAM		ZRK 1276
				CAM		KT 1010
1.8 16V (B/C53D)						
1764 ccm	99 kW	F7P 704	04.92 - 12.95	ALT	- AC; - PS	6 PK 870
				ALT	+ AC; + PS	6 PK 1145
				ALT	+ PS; - AC	6 PK 1413
				CAM		ZRK 1018
1.8 (B/C53Y)						
1794 ccm	65 kW	F3P 706;F3P 707;F3P 708;F3P 760	04.92 - 12.95	ALT	- AC; - PS	5 PK 850
				ALT	+ AC; - PS	6 PK 1460
				ALT	+ AC; + PS	6 PK 1695
				ALT	+ PS; - AC	6 PK 1165
				CAM		ZRK 1276
				CAM		KT 1010
1.8 (5/353A)						
1794 ccm	66 kW	F3P 706;F3P 760	04.92 - 12.95	ALT	- AC; - PS	5 PK 850
				ALT	+ AC; - PS	6 PK 1460
				ALT	+ AC; + PS	6 PK 1695
				ALT	+ PS; - AC	6 PK 1165
				CAM		ZRK 1276
				CAM		KT 1010
1.8 (5/353F, B/C538)						
1794 ccm	79 kW	F3P 682;F3P 765	05.94 - 12.95	ALT	- AC; - PS	5 PK 850
				ALT	+ AC; - PS	6 PK 1460
				ALT	+ AC; + PS	6 PK 1695
				ALT	+ PS; - AC	6 PK 1165
				CAM		ZRK 1276
				CAM		KT 1010
1.8 (B/C538)						
1794 ccm	81 kW	F3P 700	04.92 - 05.94	CAM		ZRK 1276
				CAM		KT 1010
1.9 D (B/C53J)						
1870 ccm	47 kW	F8Q 742	04.92 - 12.95	ALT	- AC; - PS	6 PK 870
				ALT	+ AC	6 PK 1550
				ALT	FROM: 01.94; + PS; - AC	6 PK 1175
				ALT	UNTIL: 01.94; + PS; - AC	6 PK 1165
				CAM		ZRK 1147
				CAM		KT 1048
1.9 dT (B/C53T)						
1870 ccm	66 kW	F8Q 744	04.92 - 12.95	ALT	MTR-CODE: F8Q740;F8Q744; - AC; - P; - E	6 PK 1175
				ALT	MTR-CODE: F8Q740;F8Q744; - AC; P; E	6 PK 1190



RENAULT

19 II (B/C53_)

1.9 dT (B/C53T)

1870 ccm	66 kW	F8Q 744	04.92 - 12.95	ALT	MTR-CODE: F8Q740;F8Q744; + AC	6 PK 1550
				ALT	MTR-CODE: F8Q744; - AC; - P; - E	6 PK 1175
				ALT	MTR-CODE: F8Q744; - AC; P; E	6 PK 1190
				ALT	MTR-CODE: F8Q744; + AC	6 PK 1550
				CAM		ZRK 1147
				CAM		KT 1048

19 II Chamade (L53_)

1.4 (L535)

1390 ccm	55 kW	E7J 742	11.93 - 12.95	ALT		AVX 10 x 690
				ALT	+ AC	AVX 10 x 725
				CAM		ZRK 1106
				CAM		KT 1018
				W-P; CAM		KT 1018 W2

1.4

1390 ccm	57 kW	E6J 700	10.94 - 11.95	ALT	+ AC; - PS	3 PK 715
				ALT	+ AC; + PS	3 PK 715
				PS	- AC	3 PK 775
				W-P; CAM		KT 1018 W2

1.4

1390 ccm	59 kW	E7J 706	10.94 - 11.95	ALT	+ AC; - PS	3 PK 715
				ALT	+ AC; + PS	3 PK 715
				PS	- AC	3 PK 775

1.4 (532)

1397 ccm	43 kW	C3J 710	04.92 - 12.95	ALT		AVX 10 x 685
----------	-------	---------	---------------	-----	--	--------------

1.7 (L53B)

1721 ccm	54 kW	F3N 740;F3N 741	04.92 - 12.95	CAM		ZRK 1276
				CAM		KT 1010

1.7

1721 ccm	55 kW	F3N 740;F3N 741	05.92 - 11.95	ALT	MTR-CODE: F2N720;F2N721; + AC; - PS	6 PK 1460
				ALT	MTR-CODE: F2N720;F2N721; + AC; + PS	6 PK 1695
				ALT	MTR-CODE: F2N720;F2N721; + PS; - AC	6 PK 1165
				ALT	MTR-CODE: F3N740;F3N741; + AC; - PS	6 PK 1460
				ALT	MTR-CODE: F3N740;F3N741; + AC; + PS	6 PK 1695
				ALT	MTR-CODE: F3N740;F3N741; + PS; - AC	6 PK 1165

1.7 (L53C)

1721 ccm	66 kW	F3N 742;F3N 743	04.92 - 12.95	ALT	MTR-CODE: F2N720;F2N721; + AC; - PS	6 PK 1460
				ALT	MTR-CODE: F2N720;F2N721; + AC; + PS	6 PK 1695
				ALT	MTR-CODE: F2N720;F2N721; + PS; - AC	6 PK 1165
				ALT	MTR-CODE: F3N742;F3N743; + AC; - PS	6 PK 1460
				ALT	MTR-CODE: F3N742;F3N743; + AC; + PS	6 PK 1695
				ALT	MTR-CODE: F3N742;F3N743; + PS; - AC	6 PK 1165

1.7 (L533)

1721 ccm	68 kW	F2N 720;F2N 721	01.93 - 08.95	ALT	MTR-CODE: F2N720;F2N721; + AC; - PS	6 PK 1460
				ALT	MTR-CODE: F2N720;F2N721; + AC; + PS	6 PK 1695
				ALT	MTR-CODE: F2N720;F2N721; + PS; - AC	6 PK 1165
				ALT	MTR-CODE: F3N742; + AC; - PS	6 PK 1460
				ALT	MTR-CODE: F3N742; + AC; + PS	6 PK 1695
				ALT	MTR-CODE: F3N742; + PS; - AC	6 PK 1165
				CAM		ZRK 1276
				CAM		KT 1010

1.8 16V (L53D)

1764 ccm	99 kW	F7P 704	04.92 - 12.95	ALT	FROM: 10.94; - AC; - PS	6 PK 870
				ALT	FROM: 10.94; + AC; + PS	6 PK 1145
				ALT	FROM: 10.94; + PS; - AC	6 PK 1413
				CAM		ZRK 1018

1.8 (L53V, L538)

1783 ccm	79 kW	F3P 682	05.94 - 12.95	ALT	- AC; - PS	5 PK 850
				ALT	+ AC; - PS	6 PK 1460
				ALT	+ AC; + PS	6 PK 1695
				ALT	+ PS; - AC	6 PK 1165
				CAM		ZRK 1276
				CAM		KT 1010

1.8 (L53Y)

1794 ccm	65 kW	F3P 704;F3P 705;F3P 706;F3P 707;F3P 708;F3P 760	04.92 - 12.95	CAM		ZRK 1276
----------	-------	---	---------------	-----	--	----------



RENAULT

19 II Chamade (L53_)

1.8 (L53Y)

1794 ccm	65 kW	F3P 704;F3P 705;F3P 706;F3P 707;F3P 708;F3P 760	04.92 - 12.95	CAM		KT 1010
----------	-------	---	---------------	-----	--	---------

1.8 (453A/F)

1794 ccm	66 kW	F3P 706;F3P 760	04.92 - 12.95	ALT	- AC; - PS	5 PK 850
				ALT	+ AC; - PS	6 PK 1460
				ALT	+ AC; + PS	6 PK 1695
				ALT	+ PS; - AC	6 PK 1165
				CAM		ZRK 1276
				CAM		KT 1010

1.8

1794 ccm	67 kW	F3P 765	05.92 - 09.94	ALT	- AC; - PS	5 PK 850
				ALT	+ AC; - PS	6 PK 1460
				ALT	+ AC; + PS	6 PK 1695
				ALT	+ PS; - AC	6 PK 1165

1.8

1794 ccm	79 kW	F3P 700;F3P 706	05.92 - 11.95	ALT	- AC; - PS	5 PK 850
				ALT	+ AC; - PS	6 PK 1460
				ALT	+ AC; + PS	6 PK 1695
				ALT	+ PS; - AC	6 PK 1165

1.8 (L538)

1794 ccm	81 kW	F3P 700	04.92 - 05.94	ALT	- AC; - PS	5 PK 850
				ALT	+ AC; - PS	6 PK 1460
				ALT	+ AC; + PS	6 PK 1695
				ALT	+ PS; - AC	6 PK 1165
				CAM		ZRK 1276
				CAM		KT 1010

1.9 D (L53J)

1870 ccm	47 kW	F8Q 742	04.92 - 12.95	ALT	- AC; - PS	6 PK 870
				ALT	+ AC	6 PK 1550
				ALT	FROM: 01.94; + PS; - AC	6 PK 1175
				ALT	UNTIL: 01.94; + PS; - AC	6 PK 1165
				CAM		ZRK 1147
				CAM		KT 1048

1.9 dT (L53T)

1870 ccm	66 kW	F8Q 744	04.92 - 12.95	ALT	- AC; - P; - E	6 PK 1175
				ALT	- AC; P; E	6 PK 1190
				ALT	+ AC	6 PK 1550
				CAM		ZRK 1147
				CAM		KT 1048

1.9 D

1870 ccm	68 kW	F8Q 744	05.92 - 11.95	ALT	- AC; - P; - E	6 PK 1175
				ALT	- AC; P; E	6 PK 1190
				ALT	+ AC	6 PK 1550

19 II Cabriolet (D53_, 853_)

1.7 (D53C)

1721 ccm	66 kW	F3N 742;F3N 743	04.92 - 09.93	ALT	MTR-CODE: F2N720;F2N721; + AC; - PS	6 PK 1460
				ALT	MTR-CODE: F2N720;F2N721; + AC; + PS	6 PK 1695
				ALT	MTR-CODE: F2N720;F2N721; + PS; - AC	6 PK 1165
				ALT	MTR-CODE: F3N743; + AC; - PS	6 PK 1460
				ALT	MTR-CODE: F3N743; + AC; + PS	6 PK 1695
				ALT	MTR-CODE: F3N743; + PS; - AC	6 PK 1165
				CAM		ZRK 1276
				CAM		KT 1010

1.8 (D53Y)

1794 ccm	65 kW	F3P 704;F3P 705;F3P 706;F3P 707;F3P 708;F3P 760	04.92 - 06.96	ALT	FROM: 03.93; - AC; - PS	5 PK 850
				ALT	FROM: 03.93; + AC; - PS	6 PK 1460
				ALT	FROM: 03.93; + AC; + PS	6 PK 1695
				ALT	FROM: 03.93; + PS; - AC	6 PK 1165
				CAM		ZRK 1276
				CAM		KT 1010

1.8 (853A)

1794 ccm	66 kW	F3P 706;F3P 760	09.93 - 06.96	ALT	- AC; - PS	5 PK 850
				ALT	+ AC; - PS	6 PK 1460
				ALT	+ AC; + PS	6 PK 1695



RENAULT

19 II Cabriolet (D53_, 853_)

1.8 (853A)

1794 ccm	66 kW	F3P 706;F3P 760	09.93 - 06.96	ALT	+ PS; - AC	6 PK 1165
				CAM		ZRK 1276
				CAM		KT 1010

1.8 (D53V, 853F, D53C)

1794 ccm	79 kW	F3P 682;F3P 764;F3P 765	07.94 - 06.96	ALT	- AC; - PS	5 PK 850
				ALT	+ AC; - PS	6 PK 1460
				ALT	+ AC; + PS	6 PK 1695
				ALT	+ PS; - AC	6 PK 1165
				CAM		ZRK 1276
				CAM		KT 1010

1.8 16V (D53D)

1764 ccm	99 kW	F7P 704	04.92 - 06.96	ALT	- AC; - PS	6 PK 870
				ALT	+ AC; + PS	6 PK 1145
				ALT	+ PS; - AC	6 PK 1413
				CAM		ZRK 1018

19 II Kasten (S53_)

1.4

1390 ccm	59 kW	E6J 700	03.92 - 12.95	ALT	FROM: 10.94; + AC; - PS	3 PK 715
				ALT	FROM: 10.94; + AC; + PS	3 PK 715
				PS	FROM: 10.94; - AC	3 PK 775

1.9 D

1870 ccm	48 kW	F8Q 706;F8Q 742	03.92 - 12.95	ALT	- AC; - PS	6 PK 870
				ALT	+ AC	6 PK 1550
				ALT	FROM: 01.94; + PS; - AC	6 PK 1175
				ALT	UNTIL: 01.94; + PS; - AC	6 PK 1165
				CAM		ZRK 1147
				CAM		KT 1048

1.9 dT

1870 ccm	68 kW	F8Q 740	03.92 - 12.95	ALT	- AC; - P; - E	6 PK 1175
				ALT	- AC; P; E	6 PK 1190
				ALT	+ AC	6 PK 1550

ROLLS-ROYCE

PHANTOM

6.75

6749 ccm	338 kW	N73 B68 A	08.02 -	ALT	MTR-CODE: L412M69T; MOD: LE79E5	6 PK 1605
----------	--------	-----------	---------	-----	---------------------------------	-----------

ROVER

STREETWISE

1.4

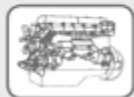
1396 ccm	62 kW	14 K4M	08.03 - 05.05	ALT	- AC	5 PK 735
				ALT	FROM CHA-NO.: YD471565; + AC	5 PK 1165
				ALT	UNTIL CHA-NO.: YD471564; + AC	5 PK 1145
				PS		3 PK 750
				CAM	AU	ZRK 1749
				CAM	ME	ZRK 1151
				CAM	ME	KT 1109
				W-P; CAM		KT 1109 W1

1.4

1396 ccm	76 kW	14 K4F	08.03 - 05.05	ALT	- AC	5 PK 735
				ALT	FROM CHA-NO.: YD471565; + AC	5 PK 1165
				ALT	UNTIL CHA-NO.: YD471564; + AC	5 PK 1145
				PS		3 PK 750
				CAM	AU	ZRK 1749
				CAM	ME	ZRK 1151
				CAM	ME	KT 1109
				W-P; CAM		KT 1109 W1

2.0 TD

1994 ccm	74 kW	20 T2N	08.03 - 05.05	ALT	- AC	6 PK 1185
				ALT	+ AC	6 PK 1460
				CAM	FROM CHA-NO.: YD471565	ZRK 1334
				CAM	UNTIL CHA-NO.: YD471564	ZRK 1077
				INJ-P	UNTIL CHA-NO.: YD471564	ZRK 1076
				CAM	FROM CHA-NO.: YD471565; FROM MTR-NO: 8368	KT 1366



ROVER

STREETWISE

2.0 TD

1994 ccm 74 kW 20 T2N 08.03 - 05.05 CAM UNTIL CHA-NO.: 471564 KT 1337

25 (RF)

1.1 16V

1119 ccm 55 kW 11 K4F 01.04 - 05.05 ALT - AC 5 PK 735
ALT + AC 5 PK 1145
ALT FROM CHA-NO.: YD471565; + AC 5 PK 1165
PS 3 PK 750
CAM AU ZRK 1749

1.1

1120 ccm 44 kW 11.99 - 05.05 ALT - AC 5 PK 735
ALT FROM CHA-NO.: YD471565; + AC 5 PK 1165
ALT UNTIL CHA-NO.: YD471564; + AC 5 PK 1145
PS 3 PK 750

1.4 16V

1396 ccm 62 kW 14 K4M 10.99 - 05.05 ALT - AC 5 PK 735
ALT FROM CHA-NO.: YD471565; + AC 5 PK 1165
ALT UNTIL CHA-NO.: YD471564; + AC 5 PK 1145
PS 3 PK 750
CAM AU ZRK 1749
CAM ME ZRK 1151
CAM KT 1109
W-P; CAM MAN KT 1109 W1

1.1

1120 ccm 55 kW 11 K4F 09.99 - 06.01 ALT - AC 5 PK 735
ALT + AC 5 PK 1145
ALT FROM CHA-NO.: YD471565; + AC 5 PK 1165
PS 3 PK 750

1.4 16V

1396 ccm 76 kW 14 K4F 10.99 - 05.05 ALT - AC 5 PK 735
ALT FROM CHA-NO.: YD471565; + AC 5 PK 1165
ALT UNTIL CHA-NO.: YD471564; + AC 5 PK 1145
PS 3 PK 750
CAM AU ZRK 1749
CAM ME ZRK 1151
CAM ME KT 1109
W-P; CAM MAN KT 1109 W1

1.6 16V

1588 ccm 80 kW 16 K4F 10.99 - 05.05 ALT - AC 5 PK 735
ALT FROM CHA-NO.: YD471565; + AC 5 PK 1165
ALT UNTIL CHA-NO.: YD471564; + AC 5 PK 1145
PS 3 PK 750
CAM AU; FROM MTR-NO: 16K4FL34-149203 ZRK 1749
CAM UNTIL MTR-NO: 16K4FL34-149202; ME ZRK 1151
CAM UNTIL MTR-NO: 16K4FL34-149202; ME KT 1109
W-P; CAM MAN KT 1109 W1

1.8 16V

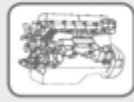
1796 ccm 85 kW 18 K4F 10.99 - 05.05 ALT - AC 5 PK 735
ALT FROM CHA-NO.: YD471565; + AC 5 PK 1165
ALT UNTIL CHA-NO.: YD471564; + AC 5 PK 1145
PS 3 PK 750
CAM AU; FROM MTR-NO: 16K4FL34-149203 ZRK 1749
CAM UNTIL MTR-NO: 16K4FL34-149202; ME ZRK 1151
CAM UNTIL MTR-NO: 16K4FL34-149202; ME KT 1109

1.8 16V

1796 ccm 107 kW 18 K4K 02.00 - 05.05 ALT - AC 5 PK 735
ALT FROM CHA-NO.: YD471565; + AC 5 PK 1165
ALT UNTIL CHA-NO.: YD471564; + AC 5 PK 1145
PS 3 PK 750
CAM ZRK 1299
CAM KT 1489

2.0 iDT

1994 ccm 74 kW 20 T2N 10.99 - 05.05 ALT - AC 6 PK 1185
ALT + AC 6 PK 1460
CAM FROM CHA-NO.: YD471565 ZRK 1334
CAM UNTIL CHA-NO.: YD471564 ZRK 1077



ROVER

25 (RF)

2.0 IDT

1994 ccm	74 kW	20 T2N	10.99 - 05.05	INJ-P CAM CAM	UNTIL CHA-NO.: YD471564 FROM CHA-NO.: YD471565; FROM MTR-NO: 8368 UNTIL CHA-NO.: YD471564	ZRK 1076 KT 1366 KT 1337
----------	-------	--------	---------------	---------------------	---	--------------------------------

45 (RT)

1.4

1396 ccm	76 kW	14 K4F	02.00 - 05.05	ALT ALT ALT PS CAM CAM CAM W-P; CAM	- AC FROM CHA-NO.: YD471064; + AC UNTIL CHA-NO.: YD471063; + AC AU ME ME MAN	5 PK 735 5 PK 1165 5 PK 1145 3 PK 750 ZRK 1749 ZRK 1151 KT 1109 KT 1109 W1
----------	-------	--------	---------------	--	--	---

1.6

1588 ccm	80 kW	16 K4F	02.00 - 05.05	ALT ALT ALT PS CAM CAM CAM W-P; CAM	+ MAN-TM; - AC FROM CHA-NO.: YD471064; + MAN-TM; + AC UNTIL CHA-NO.: YD471063; + MAN-TM; + AC AU ME ME MAN	5 PK 735 5 PK 1200 5 PK 1145 3 PK 750 ZRK 1749 ZRK 1151 KT 1109 KT 1109 W1
----------	-------	--------	---------------	--	--	---

1.8

1796 ccm	86 kW	18 K4F	02.00 - 05.05	ALT ALT ALT ALT PS CAM	- AC FROM CHA-NO.: YD471064; + AC OE-NO.: PQS101590; + AC UNTIL CHA-NO.: YD471063; + AC FROM CHA-NO.: YD471064 AU	5 PK 735 5 PK 1200 5 PK 1165 5 PK 1145 3 PK 750 ZRK 1749
----------	-------	--------	---------------	---------------------------------------	--	---

2.0 V6

1997 ccm	110 kW	20 K4F	02.00 - 05.05	ALT ALT CAM CAM	- AC + AC	6 PK 1285 6 PK 1560 ZRK 1350 KT 1506
----------	--------	--------	---------------	--------------------------	--------------	---

2.0 IDT

1994 ccm	74 kW	20 T2N	02.00 - 05.05	ALT ALT CAM CAM INJ-P CAM CAM	+ AC; + PS + PS; - AC FROM CHA-NO.: YD471064 UNTIL CHA-NO.: YD471063 UNTIL CHA-NO.: YD471063 FROM CHA-NO.: YD471064; FROM MTR-NO: 9370 UNTIL CHA-NO.: YD471063	6 PK 1460 6 PK 1185 ZRK 1334 ZRK 1077 ZRK 1076 KT 1366 KT 1337
----------	-------	--------	---------------	---	--	--

45 Stufenheck (RT)

1.4

1396 ccm	76 kW	14 K4F	02.00 - 05.05	ALT ALT ALT PS CAM CAM CAM W-P; CAM	- AC FROM CHA-NO.: YD471064; + AC UNTIL CHA-NO.: YD471063; + AC AU ME ME MAN	5 PK 735 5 PK 1165 5 PK 1145 3 PK 750 ZRK 1749 ZRK 1151 KT 1109 KT 1109 W1
----------	-------	--------	---------------	--	--	---

1.6

1588 ccm	80 kW	16 K4F	02.00 - 05.05	ALT ALT ALT PS CAM CAM CAM W-P; CAM	+ MAN-TM; - AC FROM CHA-NO.: YD471064; + MAN-TM; + AC UNTIL CHA-NO.: YD471063; + MAN-TM; + AC AU ME ME MAN	5 PK 735 5 PK 1200 5 PK 1145 3 PK 750 ZRK 1749 ZRK 1151 KT 1109 KT 1109 W1
----------	-------	--------	---------------	--	--	---

1.8

1796 ccm	86 kW	18 K4F	02.00 - 05.05	ALT ALT ALT	- AC FROM CHA-NO.: YD471064; + AC OE-NO.: PQS101590; + AC	5 PK 735 5 PK 1200 5 PK 1165
----------	-------	--------	---------------	-------------------	---	------------------------------------



ROVER

45 Stufenheck (RT)

1.8						
1796 ccm	86 kW	18 K4F	02.00 - 05.05	ALT	UNTIL CHA-NO.: YD471063; + AC	5 PK 1145
				PS	FROM CHA-NO.: YD471064	3 PK 750
				CAM	AU	ZRK 1749

2.0 V6						
1997 ccm	110 kW	20 K4F	02.00 - 05.05	ALT	- AC	6 PK 1285
				ALT	+ AC	6 PK 1560
				CAM		ZRK 1350
				CAM		KT 1506

2.0 iDT						
1994 ccm	74 kW	20 T2N	02.00 - 05.05	ALT	+ AC; + PS	6 PK 1460
				ALT	+ PS; - AC	6 PK 1185
				CAM	FROM CHA-NO.: YD471064	ZRK 1334
				CAM	UNTIL CHA-NO.: YD471063	ZRK 1077
				INJ-P	UNTIL CHA-NO.: YD471063	ZRK 1076
				CAM	FROM CHA-NO.: YD471064; FROM MTR-NO: 9370	KT 1366
				CAM	UNTIL CHA-NO.: YD471063	KT 1337

75 (RJ)

1.8						
1796 ccm	88 kW	K 1.8	02.99 - 05.05	ALT	- AC	5 PK 735
				ALT	+ AC	5 PK 1200
				PS		3 PK 740
				CAM		ZRK 1749

1.8 Turbo						
1796 ccm	110 kW	18 K4G	05.03 - 05.05	ALT	- AC	5 PK 735
				ALT	+ AC	5 PK 1200
				PS		3 PK 740
				CAM		ZRK 1749

2.0 V6						
1997 ccm	110 kW	20 K4F	02.99 - 05.05	ALT	- AC	6 PK 1285
				ALT	+ AC	6 PK 1560
				CAM		ZRK 1350
				CAM		KT 1506

2.5 V6						
2497 ccm	129 kW	KV 6	02.99 - 10.01	ALT	- AC	6 PK 1285
				ALT	+ AC	6 PK 1560
				CAM		ZRK 1350
				CAM		KT 1506

2.5 V6						
2497 ccm	130 kW	25 K4F	10.01 - 05.05	ALT	- AC	6 PK 1285
				ALT	+ AC	6 PK 1560
				CAM		ZRK 1350
				CAM		KT 1506

2.0 CDT						
1950 ccm	85 kW	M 47 R	02.99 - 05.05	AC-C		5 PK 870
				ALT		5 PK 2030

2.0 CDTi						
1951 ccm	96 kW	204D2	02.03 - 05.05	AC-C		5 PK 870
				ALT		5 PK 2030

75 Tourer (RJ)

1.8						
1796 ccm	88 kW	K 1.8	08.01 - 05.05	ALT	- AC	5 PK 735
				ALT	+ AC	5 PK 1200
				PS		3 PK 740
				CAM		ZRK 1749

1.8 Turbo						
1796 ccm	110 kW	18 K4G	05.03 - 05.05	ALT	- AC	5 PK 735
				ALT	+ AC	5 PK 1200
				PS		3 PK 740
				CAM		ZRK 1749

2.0 V6						
1997 ccm	110 kW	20 K4F	08.01 - 05.05	ALT	- AC	6 PK 1285
				ALT	+ AC	6 PK 1560
				CAM		ZRK 1350
				CAM		KT 1506



ROVER

75 Tourer (RJ)

2.5 V6							
2497 ccm	130 kW	KV 6	08.01 - 05.05	ALT	- AC		6 PK 1285
				ALT	+ AC		6 PK 1560
				CAM			ZRK 1350
				CAM			KT 1506

2.0 CDT							
1950 ccm	85 kW	M 47 R	08.01 - 05.05	AC-C			5 PK 870
				ALT			5 PK 2030

2.0 CDTi							
1951 ccm	96 kW	204D2	02.03 - 05.05	AC-C			5 PK 870
				ALT			5 PK 2030

100 (METRO) (XP)

111 C/L/S							
1119 ccm	44 kW	11 K2A;11 K2D	03.90 - 12.98	ALT	CARB		4 PK 775
				ALT	C-INJ		4 PK 750
				CAM			ZRK 1150
				CAM			KT 1260

114 S/L/GTA							
1396 ccm	55 kW	14 K2A;14 K2D	03.90 - 12.98	ALT	CARB		4 PK 775
				ALT	C-INJ		4 PK 750
				ALT	M-INJ		5 PK 735
				CAM			ZRK 1150
				CAM			KT 1260

114 GTI/GT 16V KAT							
1396 ccm	66 kW	14 K4C;14 K4D	03.90 - 12.98	ALT			4 PK 750
				CAM			ZRK 1150

114 GTI 16V							
1396 ccm	69 kW	14 K4C;14 K4D	03.90 - 08.91	ALT			4 PK 750
				CAM	ME		ZRK 1151
				CAM			KT 1109
				W-P; CAM			KT 1109 W1

114 GTI 16V							
1396 ccm	76 kW	14 K4F	08.91 - 12.98	ALT			4 PK 750
				CAM			ZRK 1151
				CAM			KT 1109
				W-P; CAM			KT 1109 W1

114 GSi							
1396 ccm	76 kW	14 K4F	10.94 - 10.95	ALT			4 PK 750
				CAM	ME		ZRK 1151
				CAM			KT 1109
				W-P; CAM			KT 1109 W1

114 D							
1361 ccm	38 kW	TUD 3	10.92 - 12.94	CAM			KT 1058

115 D							
1527 ccm	42 kW	TUD 5	12.94 - 12.98	ALT			5 PK 775
				CAM			ZRK 1262
				CAM			KT 1084

100 Cabriolet (XP)

111							
1119 ccm	44 kW	11 K2D	04.94 - 10.97	ALT	FROM: 12.94; CARB		4 PK 775
				ALT	FROM: 12.94; C-INJ		4 PK 750
				CAM			ZRK 1150
				CAM			KT 1260

114							
1396 ccm	55 kW	14 K2A;14 K2D	04.94 - 10.97	ALT	FROM: 01.95; CARB		4 PK 775
				ALT	FROM: 01.95; C-INJ		4 PK 750
				ALT	FROM: 01.95; M-INJ		5 PK 735
				CAM			ZRK 1150
				CAM			KT 1260

114							
1396 ccm	75 kW	14 K4F	03.97 - 10.98	ALT			4 PK 750
				CAM			ZRK 1749
				CAM	ME		ZRK 1151
				CAM			KT 1109
				W-P; CAM			KT 1109 W1



ROVER

200 Hatchback (XW)

214

1396 ccm	55 kW	14 K2A;14 K2D	09.93 - 10.95	ALT	- AC	4 PK 750
				ALT	+ AC	5 PK 1145
				PS		3 PK 750
				CAM	MTR-TYP: 16V	ZRK 1151
				CAM	MTR-TYP: 8V	ZRK 1150
				CAM		KT 1260

214 Si/Gsi

1396 ccm	66 kW	14 K4C;14 K4D	10.89 - 10.95	ALT	- AC	4 PK 750
				ALT	+ AC	5 PK 1145
				PS		3 PK 750
				CAM	MTR-TYP: 16V	ZRK 1151
				CAM	MTR-TYP: 8V	ZRK 1150
				CAM		KT 1109

214 GSi/Si

1396 ccm	70 kW	14 K4C	01.90 - 10.95	ALT	- AC	4 PK 750
				ALT	+ AC	5 PK 1145
				PS		3 PK 750
				CAM	MTR-TYP: 16V	ZRK 1151
				CAM	MTR-TYP: 8V	ZRK 1150
				CAM		KT 1109

214 GSi/Si

1396 ccm	76 kW	14 K4F	12.92 - 10.95	ALT	- AC	4 PK 750
				ALT	+ AC	5 PK 1145
				PS		3 PK 750
				CAM	MTR-TYP: 16V	ZRK 1151
				CAM	MTR-TYP: 8V	ZRK 1150
				CAM		KT 1109

216 GSi

1590 ccm	82 kW	D 16 Z2	10.89 - 10.95	PS		AVX 10 x 935
				PS	MTR-TYP: SOHC	AVX 10 x 888
				AC-C		4 PK 813
				ALT	FROM CHA-NO.: AD605482	3 PK 785
				ALT	UNTIL CHA-NO.: AD605481	3 PK 763
				CAM	DOHC	ZRK 1178
				CAM	SOHC	ZRK 1166
				CAM	SOHC	KT 1108

216 GSi

1590 ccm	85 kW	D 16 A7	10.89 - 10.95	PS	MTR-TYP: DOHC	AVX 10 x 935
				PS	MTR-TYP: SOHC	AVX 10 x 888
				AC-C		4 PK 813
				ALT	FROM CHA-NO.: AD605482	3 PK 785
				ALT	UNTIL CHA-NO.: AD605481	3 PK 763
				CAM	DOHC	ZRK 1178
				CAM	SOHC	ZRK 1166

216 GTi

1590 ccm	90 kW	D 16 A8	09.90 - 10.95	PS		AVX 10 x 935
				PS	MTR-TYP: SOHC	AVX 10 x 888
				AC-C	FROM: 10.92	4 PK 813
				AC-C	UNTIL: 09.92	4 PK 870
				ALT	FROM CHA-NO.: AD605482	3 PK 785
				ALT	UNTIL CHA-NO.: AD605481	3 PK 763
				CAM	DOHC	ZRK 1178
				CAM	SOHC	ZRK 1166
				CAM		KT 1164

216 GTi

1590 ccm	96 kW	D 16 A9	09.90 - 10.95	AC-C	FROM: 10.92	4 PK 813
				AC-C	UNTIL: 09.92	4 PK 870
				ALT	FROM CHA-NO.: AD605482	3 PK 785
				ALT	UNTIL CHA-NO.: AD605481	3 PK 763

220 GTi

1994 ccm	100 kW	20 T4H	01.93 - 10.95	ALT	- AC	5 PK 1165
				ALT	+ AC	6 PK 1445
				CAM		ZRK 1020
				CAM		KT 1277

220 GTi

1994 ccm	103 kW	20 M4F	09.91 - 10.95	ALT	+ AC	6 PK 1445
----------	--------	--------	---------------	-----	------	-----------



ROVER

200 Hatchback (XW)

220 GTi

1994 ccm	103 kW	20 M4F	09.91 - 10.95	ALT	FROM: 10.92; - AC	5 PK 1165
				ALT	UNTIL: 10.92; - AC	5 PK 1145
				CAM	FROM: 10.92	ZRK 1020
				CAM		KT 1277

220 Turbo

1994 ccm	147 kW	20 T4G	01.93 - 10.95	ALT	- AC	5 PK 1165
				ALT	+ AC	6 PK 1445
				CAM		ZRK 1020
				CAM		KT 1277

218 TD

1769 ccm	65 kW	XUD 7TE	09.91 - 10.95	PS		AVX 10 x 715
				VAC-P		10 x 475
				ALT	FROM: 10.92	5 PK 698
				CAM		ZRK 1262
				CAM	FROM: 11.92	KT 1040
				CAM	UNTIL: 10.92	KT 1479
				W-P; CAM	FROM: 11.92; FROM MTR-NO: 10CV2L4016154; MTR-CODE: XUD7TEL	KT 1040 W1

218 D

1905 ccm	52 kW		09.91 - 10.95	PS		AVX 10 x 715
				VAC-P		10 x 475
				ALT	FROM: 10.92	5 PK 698
				CAM		ZRK 1262
				CAM	FROM: 11.92; MTR-CODE: D9B	KT 1040

200 Coupe (XW)

216

1590 ccm	90 kW	D 16 A8	10.92 - 06.99	PS		AVX 10 x 935
				PS	MTR-TYP: SOHC	AVX 10 x 888
				AC-C		4 PK 813
				ALT	FROM CHA-NO.: AD605482	3 PK 785
				ALT	UNTIL CHA-NO.: AD605481	3 PK 763
				CAM	DOHC	ZRK 1178
				CAM	SOHC	ZRK 1166
				CAM		KT 1164

220 GSi

1994 ccm	100 kW	20 T4H	05.94 - 06.99	ALT	- AC	5 PK 1165
				ALT	+ AC	6 PK 1445
				CAM		ZRK 1020
				CAM		KT 1277

220 Turbo

1994 ccm	147 kW	20 T4G	10.92 - 06.99	ALT	- AC	5 PK 1165
				ALT	+ AC	6 PK 1445
				CAM		ZRK 1020
				CAM		KT 1277

200 (RF)

211

1119 ccm	44 kW	11 K2D	01.98 - 03.00	ALT	- AC	5 PK 735
				ALT	FROM CHA-NO.: YD471565; + AC	5 PK 1165
				ALT	UNTIL CHA-NO.: YD471564; + AC	5 PK 1145
				PS		3 PK 750
				CAM	MTR-CODE: 11K2A;11K2D	KT 1260

214 i

1396 ccm	55 kW	14 K2F	11.95 - 03.00	ALT	- AC	5 PK 735
				ALT	FROM CHA-NO.: YD471565; + AC	5 PK 1165
				ALT	UNTIL CHA-NO.: YD471564; + AC	5 PK 1145
				PS		3 PK 750
				CAM		ZRK 1749
				CAM	MTR-TYP: 8V	ZRK 1150
				CAM	UNTIL MTR-NO: 14K4FF77655217;14K4FK76646037;16K4FK79654 922;16K4FK80655076; MTR-TYP: 16V	ZRK 1151
				CAM		KT 1260

214 Si

1396 ccm	76 kW	14 K4F	11.95 - 03.00	ALT	- AC	5 PK 735
				ALT	FROM CHA-NO.: YD471565; + AC	5 PK 1165



ROVER

200 (RF)

214 Si

1396 ccm	76 kW	14 K4F	11.95 - 03.00	ALT	UNTIL CHA-NO.: YD471564; + AC	5 PK 1145
				PS		3 PK 750
				CAM	FROM MTR-NO: 14K4FK76646038;16K4FK79654923;14K4FF77655 218;16K4FK80655077; MTR-TYP: 16V	ZRK 1749
				CAM	MTR-TYP: 8V	ZRK 1150
				CAM	UNTIL MTR-NO: 14K4FF77655217;14K4FK76646037;16K4FK79654 922;16K4FK80655076; MTR-TYP: 16V	ZRK 1151
				CAM	UNTIL MTR-NO: 14K4FF77655217;14K4FK76646037;16K4FK79654 922;16K4FK80655076; MTR-TYP: 16V	KT 1109

216 Si

1588 ccm	82 kW	16 K4F	11.95 - 03.00	ALT	+ AC	5 PK 1145
				PS		3 PK 750
				CAM		ZRK 1749
				CAM	MTR-TYP: 8V	ZRK 1150
				CAM	UNTIL: 08.98; UNTIL MTR-NO: 16K4FK79654922;16K4FK80655076; MTR-TYP: 16V; ME	ZRK 1151
				CAM	UNTIL: 08.98; ME	KT 1109

218 K Vi

1796 ccm	107 kW	18 K4K	11.95 - 03.00	ALT	FROM: 03.96; - AC	5 PK 735
				ALT	FROM: 03.96; FROM CHA-NO.: YD471565; + AC	5 PK 1165
				ALT	FROM: 03.96; UNTIL CHA-NO.: YD471564; + AC	5 PK 1145
				PS	FROM: 03.96	3 PK 750
				CAM		ZRK 1299
				CAM		KT 1489

220 D/SD

1994 ccm	63 kW	20 T2R	11.95 - 03.00	ALT	- AC	6 PK 1185
				ALT	+ AC	6 PK 1460
				CAM	FROM CHA-NO.: YD471565	ZRK 1334
				CAM	UNTIL CHA-NO.: YD471564	ZRK 1077
				INJ-P	UNTIL CHA-NO.: YD471564	ZRK 1076
				CAM	FROM CHA-NO.: YD471565; FROM MTR-NO: 8368	KT 1366
				CAM	UNTIL CHA-NO.: 471564	KT 1337

220 SDi

1994 ccm	77 kW	20 T2N	11.95 - 03.00	ALT	- AC	6 PK 1185
				ALT	+ AC	6 PK 1460
				CAM	FROM CHA-NO.: YD471565	ZRK 1334
				CAM	UNTIL CHA-NO.: YD471564	ZRK 1077
				INJ-P	UNTIL CHA-NO.: YD471564	ZRK 1076
				CAM	FROM CHA-NO.: YD471565; FROM MTR-NO: 8368	KT 1366
				CAM	UNTIL CHA-NO.: YD471564	KT 1337

400 (XW)

414 GSI/SI

1396 ccm	66 kW	14 K4C;14 K4D	04.90 - 04.95	ALT	- AC	4 PK 750
				ALT	+ AC	5 PK 1145
				PS		3 PK 750
				CAM	MTR-TYP: 16V	ZRK 1151
				CAM	MTR-TYP: 8V	ZRK 1150
				CAM		KT 1109

414


1396 ccm	70 kW	14 K4C	01.93 - 04.95	ALT	- AC	4 PK 750
				ALT	+ AC	5 PK 1145
				PS		3 PK 750
				CAM		KT 1109

414 GSI/SI KAT

1396 ccm	76 kW	14 K4F	01.93 - 04.95	ALT	- AC	4 PK 750
				ALT	+ AC	5 PK 1145
				PS		3 PK 750
				CAM	MTR-TYP: 16V	ZRK 1151
				CAM	MTR-TYP: 8V	ZRK 1150
				CAM		KT 1109

416 GSI

1590 ccm	82 kW	D 16 Z2	04.90 - 04.95	PS		AVX 10 x 935
				AC-C	FROM: 10.92	4 PK 813



ROVER

400 (XW)

416 GSI						
1590 ccm	82 kW	D 16 Z2	04.90 - 04.95	AC-C	UNTIL: 09.92	4 PK 870
				ALT	FROM CHA-NO.: AD605482	3 PK 785
				ALT	UNTIL CHA-NO.: AD605481	3 PK 763
				CAM	DOHC	ZRK 1178
				CAM	SOHC	ZRK 1166
				CAM	SOHC	KT 1108

416 GSI/GSE						
1590 ccm	85 kW	D 16 A7	04.90 - 04.95	AC-C	FROM: 10.92	4 PK 813
				AC-C	UNTIL: 09.92	4 PK 870
				ALT	FROM CHA-NO.: AD605482	3 PK 785
				ALT	UNTIL CHA-NO.: AD605481	3 PK 763
				CAM		ZRK 1166

416 GTI						
1590 ccm	90 kW	D 16 A8	04.90 - 04.95	PS		AVX 10 x 935
				AC-C	FROM: 10.92	4 PK 813
				AC-C	UNTIL: 09.92	4 PK 870
				ALT	FROM CHA-NO.: AD605482	3 PK 785
				ALT	UNTIL CHA-NO.: AD605481	3 PK 763
				CAM	DOHC	ZRK 1178
				CAM	SOHC	ZRK 1166
				CAM		KT 1164

416 GTI/GTE						
1590 ccm	96 kW	D 16 A9	04.90 - 04.95	AC-C	FROM: 10.92	4 PK 813
				AC-C	UNTIL: 09.92	4 PK 870
				ALT	FROM CHA-NO.: AD605482	3 PK 785
				ALT	UNTIL CHA-NO.: AD605481	3 PK 763

420 GSI/SLI/GTI/Vite						
1994 ccm	100 kW	20 T4H	01.93 - 04.95	ALT	+ AC; + PS	6 PK 1445
				ALT	+ PS; - AC	5 PK 1165
				CAM		ZRK 1020
				CAM		KT 1277

420 GTI/GSI/Vitesse						
1994 ccm	103 kW	20 M4F	02.92 - 04.95	ALT	+ AC	6 PK 1445
				ALT	FROM: 10.92; - AC	5 PK 1165
				ALT	UNTIL: 10.92; - AC	5 PK 1145
				CAM	FROM: 10.92	ZRK 1020
				CAM		KT 1277

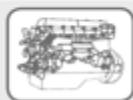
420 Turbo						
1994 ccm	147 kW	20 T4G	01.93 - 04.95	ALT	- AC	5 PK 1165
				ALT	+ AC; + PS	6 PK 1445
				CAM		ZRK 1020
				CAM		KT 1277

418 TD						
1769 ccm	65 kW	XUD 7TE	09.91 - 04.95	PS		AVX 10 x 715
				ALT		5 PK 698
				CAM		ZRK 1262
				CAM	FROM: 11.92	KT 1040
				CAM	UNTIL: 10.92	KT 1479

418 D						
1905 ccm	49 kW		09.91 - 04.95	ALT		5 PK 698
				CAM		ZRK 1262
				CAM	FROM: 11.92; MTR-CODE: D9B	KT 1040
				CAM	UNTIL: 10.92	KT 1479

400 Tourer (XW)

1.6 i						
1590 ccm	82 kW	D 16 Z2	05.94 - 11.98	PS		AVX 10 x 888
				AC-C		4 PK 813
				ALT	FROM CHA-NO.: AD605482	3 PK 785
				ALT	FROM: 10.94; MTR-CODE: 16K4F; - AC	5 PK 735
				ALT	FROM: 10.94; UNTIL CHA-NO.: YD471063; MTR-CODE: 16K4F; + AC; MAN	5 PK 1145
				ALT	UNTIL CHA-NO.: AD605481	3 PK 763
				PS	FROM: 10.94; FROM CHA-NO.: YD471064; MTR-CODE: 16K4F; + AC; AU	5 PK 1165
				PS	FROM: 10.94; MTR-CODE: 16K4F	3 PK 750
				CAM		ZRK 1166



ROVER

400 Tourer (XW)

1.6 i

1590 ccm 82 kW D 16 Z2 05.94 - 11.98 CAM **KT 1109**

1.6 i

1590 ccm 90 kW D 16 A8 05.94 - 11.98 PS **AVX 10 x 935**
 ALT FROM: 10.94; MTR-CODE: 16K4F; - AC **5 PK 735**
 ALT FROM: 10.94; UNTIL CHA-NO.: YD471063; MTR-CODE: 16K4F; + AC; MAN **5 PK 1145**
 PS FROM: 10.94; FROM CHA-NO.: YD471064; MTR-CODE: 16K4F; + AC; AU **5 PK 1165**
 PS FROM: 10.94; MTR-CODE: 16K4F **3 PK 750**
 CAM **ZRK 1178**
 CAM **KT 1164**

1.8 i

1796 ccm 107 kW 18 K4K 06.96 - 11.98 ALT - AC **5 PK 735**
 ALT + AC **5 PK 1145**
 PS **3 PK 750**
 CAM **ZRK 1299**
 CAM **KT 1489**

2.0 i

1994 ccm 100 kW 20 T4H 05.94 - 11.98 ALT FROM: 10.94; + AC; + PS **6 PK 1445**
 ALT FROM: 10.94; + PS; - AC **5 PK 1165**
 CAM **ZRK 1020**
 CAM **KT 1277**

1.8 TD

1769 ccm 65 kW XUD 7TE 09.93 - 11.98 PS **AVX 10 x 715**
 PS FROM: 01.94 **AVX 10 x 710**
 VAC-P **AVX 10 x 650**
 ALT FROM: 03.96; MTR-CODE: 1CV2L **5 PK 698**
 ALT MTR-CODE: 1CV2N **5 PK 698**
 CAM **ZRK 1262**
 CAM **KT 1040**

400 Hatchback (RT)

414

1396 ccm 55 kW 14 K2F 03.96 - 12.97 ALT - AC **5 PK 735**
 ALT FROM CHA-NO.: YD471064; + AC **5 PK 1200**
 ALT UNTIL CHA-NO.: YD471063; + AC **5 PK 1145**
 PS **3 PK 750**
 CAM **ZRK 1150**

414 Si

1396 ccm 76 kW 14 K4F 05.95 - 03.00 ALT FROM: 03.96; - AC **5 PK 735**
 ALT FROM: 03.96; FROM CHA-NO.: YD471064; + AC **5 PK 1200**
 ALT FROM: 03.96; UNTIL CHA-NO.: YD471063; + AC **5 PK 1145**
 PS FROM: 03.96 **3 PK 750**
 CAM FROM CHA-NO.: 646037;655217 **ZRK 1749**
 CAM UNTIL CHA-NO.: 646036;655216 **ZRK 1151**
 CAM UNTIL CHA-NO.: 646036;655216 **KT 1109**

416 Si

1588 ccm 82 kW 16 K4F 05.95 - 03.00 ALT FROM: 03.96; - AC **5 PK 735**
 ALT FROM: 03.96; FROM CHA-NO.: YD471064; + AC; AU **5 PK 1165**
 ALT FROM: 03.96; UNTIL CHA-NO.: YD471063; + AC; MAN **5 PK 1145**
 PS FROM: 03.96 **3 PK 750**
 CAM + FA **ZRK 1166**
 CAM MTR-CODE: 16K4F; FROM: 09.98; AU **ZRK 1749**
 CAM UNTIL: 08.98; UNTIL MTR-NO.: 79654922; MAN **ZRK 1151**
 CAM UNTIL: 08.98; UNTIL MTR-NO.: 79654922; MAN **KT 1109**

416 Si

1590 ccm 83 kW D 16 Y2 06.95 - 03.00 AC-C FROM: 03.96; FROM CHA-NO.: AD250029 **4 PK 825**
 AC-C FROM: 03.96; UNTIL CHA-NO.: AD250028 **4 PK 795**
 ALT FROM: 03.96 **4 PK 790**
 PS FROM: 03.96; FROM CHA-NO.: AD250029 **4 PK 870**
 PS FROM: 03.96; UNTIL CHA-NO.: AD250028 **4 PK 813**
 CAM **ZRK 1151**
 CAM + FA **ZRK 1166**
 CAM MTR-CODE: D16B2 **ZRK 1160**
 CAM MTR-CODE: D16B2 **KT 1291**



ROVER

400 Hatchback (RT)

420 Si Lux

1994 ccm	100 kW	20 T4H	12.95 - 03.00	ALT	+ AC; + PS	6 PK 1445
				ALT	+ PS; - AC	5 PK 1165
				CAM		ZRK 1020
				CAM		KT 1277

420 D

1994 ccm	63 kW	20 T2R	11.95 - 03.00	ALT	- AC	6 PK 1185
				ALT	+ AC	6 PK 1460
				CAM	FROM CHA-NO.: YD471064	ZRK 1334
				CAM	UNTIL CHA-NO.: YD471063	ZRK 1077
				INJ-P	UNTIL CHA-NO.: YD471063	ZRK 1076
				CAM	FROM CHA-NO.: YD471064; FROM MTR-NO: 9370	KT 1366
				CAM	UNTIL CHA-NO.: 471063	KT 1337

420 Di

1994 ccm	77 kW	20 T2N	05.95 - 03.00	ALT	- AC	6 PK 1185
				ALT	+ AC	6 PK 1460
				CAM	FROM CHA-NO.: YD471064	ZRK 1334
				CAM	UNTIL CHA-NO.: YD471063	ZRK 1077
				INJ-P	UNTIL CHA-NO.: YD471063	ZRK 1076
				CAM	FROM CHA-NO.: YD471064; FROM MTR-NO: 9370	KT 1366
				CAM	UNTIL CHA-NO.: YD471063	KT 1337

400 (RT)

414 Si

1396 ccm	76 kW	14 K4F	05.95 - 03.00	ALT	- AC	5 PK 735
				ALT	FROM CHA-NO.: YD471064; + AC	5 PK 1200
				ALT	UNTIL CHA-NO.: YD471063; + AC	5 PK 1145
				PS		3 PK 750
				CAM	FROM CHA-NO.: 646037;655217	ZRK 1749
				CAM	UNTIL CHA-NO.: 646036;655216	ZRK 1151
				CAM	UNTIL CHA-NO.: 646036;655216	KT 1109

416 Si

1588 ccm	82 kW	16 K4F	05.95 - 03.00	ALT	FROM: 03.96; - AC	5 PK 735
				ALT	FROM: 03.96; FROM CHA-NO.: YD471064; + AC; AU	5 PK 1165
				ALT	FROM: 03.96; UNTIL CHA-NO.: YD471063; + AC; MAN	5 PK 1145
				PS	FROM: 03.96	3 PK 750
				CAM	+ FA	ZRK 1166
				CAM	MTR-CODE: 16K4F; FROM MTR-NO: 79654923; FROM: 09.98; AU	ZRK 1749
				CAM	UNTIL: 08.98; UNTIL MTR-NO: 79654922; MAN	ZRK 1151
				CAM	UNTIL: 08.98; UNTIL MTR-NO: 79654922; MAN	KT 1109

416 Si

1590 ccm	83 kW	D 16 Y2	05.95 - 03.00	AC-C	FROM: 03.96; FROM CHA-NO.: AD250029	4 PK 825
				AC-C	FROM: 03.96; UNTIL CHA-NO.: AD250028	4 PK 795
				ALT	FROM: 03.96	4 PK 790
				PS	FROM: 03.96; FROM CHA-NO.: AD250029	4 PK 870
				PS	FROM: 03.96; UNTIL CHA-NO.: AD250028	4 PK 813
				CAM		ZRK 1151
				CAM	+ FA	ZRK 1166
				CAM	MTR-CODE: D16B2	ZRK 1160
				CAM	MTR-CODE: D16B2	KT 1291

420 Si Lux

1994 ccm	100 kW	20 T4H	12.95 - 03.00	ALT	+ AC; + PS	6 PK 1445
				ALT	+ PS; - AC	5 PK 1165
				CAM		ZRK 1020
				CAM		KT 1277

420 D

1994 ccm	63 kW	20 T2R	11.95 - 03.00	ALT	- AC	6 PK 1185
				ALT	+ AC	6 PK 1460
				CAM	FROM CHA-NO.: YD471565	ZRK 1334
				CAM	UNTIL CHA-NO.: YD471564	ZRK 1077
				INJ-P	UNTIL CHA-NO.: YD471564	ZRK 1076
				CAM	FROM CHA-NO.: YD471565; FROM MTR-NO: 9370	KT 1366
				CAM	UNTIL CHA-NO.: YD471063	KT 1337

420 Di

1994 ccm	77 kW	20 T2N	05.95 - 03.00	ALT	- AC	6 PK 1185
----------	-------	--------	---------------	-----	------	-----------



ROVER

400 (RT)

420 Di

1994 ccm	77 kW	20 T2N	05.95 - 03.00	ALT	+ AC	6 PK 1460
				CAM	FROM CHA-NO.: YD471064	ZRK 1334
				CAM	UNTIL CHA-NO.: YD471063	ZRK 1077
				INJ-P	UNTIL CHA-NO.: YD471063	ZRK 1076
				CAM	FROM CHA-NO.: YD471064; FROM MTR-NO: 9370	KT 1366
				CAM	UNTIL CHA-NO.: YD471063	KT 1337

600 (RH)

618 i/Si

1850 ccm	85 kW	F 18 A3	03.96 - 02.99	ALT	- AC	5 PK 954
				ALT	+ AC	5 PK 1104
				PS		4 PK 1075
				CAM		ZRK 1152
				CAM		ZRK 1171
				BAL		KT 1538
				CAM		KT 1212

620 i

1997 ccm	85 kW	F 20 Z2	08.93 - 06.96	ALT	- AC	5 PK 954
				ALT	+ AC	5 PK 1104
				PS		4 PK 1075
				CAM		ZRK 1152
				CAM		ZRK 1171
				BAL		KT 1538
				CAM		KT 1212

620 Si

1997 ccm	96 kW	F 20 Z1	08.93 - 02.99	ALT	- AC	5 PK 954
				ALT	+ AC	5 PK 1104
				PS		4 PK 1075
				CAM		ZRK 1152
				CAM		ZRK 1171
				BAL		KT 1538
				CAM		KT 1212

620 Ti Vitesse

1994 ccm	147 kW	20 T4G	07.94 - 02.99	ALT	- AC	5 PK 1165
				ALT	+ AC	6 PK 1445
				CAM		ZRK 1020
				CAM		KT 1277

623 Si

2259 ccm	116 kW	H 23 A3	08.93 - 02.99	ALT	- AC	5 PK 954
				ALT	+ AC	5 PK 1104
				PS	- AC	4 PK 1075
				CAM		ZRK 1152
				CAM		ZRK 1181
				BAL		KT 1538

620 Sdi

1994 ccm	77 kW	20 T2N	12.94 - 02.99	ALT	- AC	6 PK 1185
				ALT	+ AC	6 PK 1460
				CAM		ZRK 1077
				INJ-P		ZRK 1076
				CAM		KT 1337

800 Hatchback (XS)

2.0

1994 ccm	74 kW		08.87 - 10.91	ALT	- AC	4 PK 795
				ALT	FROM: 10.88; + AC	6 PK 1445
				ALT	UNTIL: 10.88; + AC	5 PK 1165
				PS		5 PK 640

2.0

1994 ccm	84 kW		10.88 - 10.91	ALT	+ AC	6 PK 1445
				PS		5 PK 640

820 SE/SI

1994 ccm	88 kW	20 HS	10.86 - 12.91	ALT	FROM: 10.88; + AC	6 PK 1445
				ALT	UNTIL: 10.88; + AC	5 PK 1165
				PS		5 PK 640

2.0

1994 ccm	100 kW	20 T4H	08.87 - 09.88	ALT	+ AC	5 PK 1165
----------	--------	--------	---------------	-----	------	-----------



ROVER

800 Hatchback (XS)

2.0

1994 ccm	100 kW	20 T4H	08.87 - 09.88	PS		5 PK 640
----------	--------	--------	---------------	----	--	----------

820 i/Si (XS)

1994 ccm	103 kW	20 HD	10.88 - 12.91	ALT	+ AC	6 PK 1445
				PS		5 PK 640

820 I/Si (XS)

1996 ccm	100 kW	20 T4H	01.93 - 02.99	ALT	MTR-CODE: 20K4H;20T4G;20T4HF; - AC	5 PK 1165
				ALT	MTR-CODE: 20K4H;20T4G;20T4HF; + AC	6 PK 1413
				ALT	MTR-CODE: 20K4H;20T4G;20T4HG1; - AC	5 PK 1165
				ALT	MTR-CODE: 20K4H;20T4G;20T4HG1; + AC	6 PK 1413
				CAM		ZRK 1020
				CAM		KT 1277

2.0

1994 ccm	120 kW		10.88 - 10.91	ALT	+ AC	6 PK 1445
				PS		5 PK 640

820 16V Turbo (RS)

1996 ccm	132 kW	T 16	01.92 - 02.99	CAM		ZRK 1020
----------	--------	------	---------------	-----	--	----------

820 Sport

1994 ccm	145 kW	20 T4G	04.94 - 03.96	ALT	MTR-CODE: 20K4H;20T4G;20T4HF; - AC	5 PK 1165
				ALT	MTR-CODE: 20K4H;20T4G;20T4HF; + AC	6 PK 1413
				ALT	MTR-CODE: 20K4H;20T4G;20T4HG1; - AC	5 PK 1165
				ALT	MTR-CODE: 20K4H;20T4G;20T4HG1; + AC	6 PK 1413

2.5 Sterling

2494 ccm	110 kW	C 25 A2	10.88 - 10.91	AC-C		4 PK 913
				ALT		3 PK 1080

827 Vitesse (XS) KAT

2675 ccm	124 kW	C 27 A1	10.88 - 12.91	PS		AVX 10 x 1075
				AC-C	MTR-CODE: C27A1;C27A2	4 PK 913
				ALT	MTR-CODE: C27A1;C27A2	3 PK 1080
				CAM		ZRK 1199

827 24V I/Si (RS) KAT

2675 ccm	124 kW	C 27 A1	01.92 - 02.99	PS		AVX 10 x 1075
				AC-C	MTR-CODE: C27A1;C27A2	4 PK 913
				ALT	MTR-CODE: C27A1;C27A2	3 PK 1080
				CAM		ZRK 1199

827 Vitesse/SLI

2675 ccm	130 kW	C 27 A2	10.88 - 12.91	PS		AVX 10 x 1075
				AC-C	MTR-CODE: C27A1;C27A2	4 PK 913
				AC-C	MTR-CODE: C27A2	4 PK 913
				ALT	MTR-CODE: C27A1;C27A2	3 PK 1080
				ALT	MTR-CODE: C27A2	3 PK 1080
				CAM		ZRK 1199

2.5 Si

2497 ccm	129 kW	25 K4F	02.96 - 10.98	ALT	- AC	6 PK 1285
				ALT	+ AC	6 PK 1555

2.7

2675 ccm	127 kW		10.87 - 09.88	AC-C	MTR-CODE: C27A1;C27A2	4 PK 913
				AC-C	MTR-CODE: C27A2	4 PK 913
				ALT	MTR-CODE: C27A1;C27A2	3 PK 1080
				ALT	MTR-CODE: C27A2	3 PK 1080

2.5

2497 ccm	129 kW	25 K4F	02.96 - 10.98	ALT	- AC	6 PK 1285
				ALT	+ AC	6 PK 1555

825 D/SD (XS)

2500 ccm	87 kW	425 SL1RR;492 4 SHIRG	01.92 - 02.99	PS		AVX 10 x 1050
				ALT	- AC	5 PK 1500
				ALT	+ AC	5 PK 1790

800 (XS)

820

1994 ccm	74 kW		10.88 - 10.91	ALT	- AC	4 PK 795
				ALT	+ AC	6 PK 1445
				PS		5 PK 640

820e

1994 ccm	88 kW	20 HS	10.86 - 10.91	ALT	FROM: 10.88; + AC	6 PK 1445
				ALT	UNTIL: 10.88; + AC	5 PK 1165



ROVER

800 (XS)

820e

1994 ccm 88 kW 20 HS 10.86 - 10.91 PS 5 PK 640

820 SE/SI

1994 ccm 88 kW 20 HS 10.86 - 12.91 ALT FROM: 10.88; + AC 6 PK 1445
ALT UNTIL: 10.88; + AC 5 PK 1165
PS 5 PK 640

820 16 V I/SI (XS)

1994 ccm 103 kW 20 HD 10.86 - 10.88 ALT + AC 5 PK 1165
PS 5 PK 640

820 I/SI (RS)

1996 ccm 100 kW 20 T4H 01.92 - 02.99 ALT MTR-CODE: 20K4H;20T4G;20T4HF; - AC 5 PK 1165
ALT MTR-CODE: 20K4H;20T4G;20T4HF; + AC 6 PK 1413
ALT MTR-CODE: 20K4H;20T4G;20T4HG1; - AC 5 PK 1165
ALT MTR-CODE: 20K4H;20T4G;20T4HG1; + AC 6 PK 1413
CAM ZRK 1020
CAM KT 1277

820 16V Turbo (RS)

1996 ccm 132 kW T 16 01.92 - 02.99 CAM ZRK 1020

820 Sport

1994 ccm 145 kW 20 T4G 04.94 - 03.96 ALT MTR-CODE: 20K4H;20T4G;20T4HF; - AC 5 PK 1165
ALT MTR-CODE: 20K4H;20T4G;20T4HF; + AC 6 PK 1413
ALT MTR-CODE: 20K4H;20T4G;20T4HG1; - AC 5 PK 1165
ALT MTR-CODE: 20K4H;20T4G;20T4HG1; + AC 6 PK 1413

825 Si/Sterling (XS) KAT

2494 ccm 110 kW C 25 A1 10.86 - 12.91 PS UNTIL: 12.88 AVX 10 x 1050
PS AVX 10 x 1075
AC-C 4 PK 913
ALT 3 PK 1080
CAM ZRK 1199

825 Si/Sterling (XS)

2494 ccm 123 kW C 25 A2 10.86 - 10.88 PS AVX 10 x 1050
AC-C 4 PK 913
ALT 3 PK 1080
CAM ZRK 1199

825 Si/Sterling (XS)

2494 ccm 127 kW C 25 A2 01.87 - 12.91 PS AVX 10 x 1050
AC-C 4 PK 913
ALT 3 PK 1080
CAM ZRK 1199

825 Si Lux (RS)

2497 ccm 129 kW 25 K4F 04.96 - 02.99 ALT - AC 6 PK 1285
ALT + AC 6 PK 1555
CAM ZRK 1350
CAM KT 1506

827 Si/Sterling (XS) KAT

2675 ccm 124 kW C 27 A1 02.88 - 02.99 PS UNTIL: 12.92 AVX 10 x 1075
AC-C MTR-CODE: C27A1;C27A2 4 PK 913
ALT MTR-CODE: C27A1;C27A2 3 PK 1080
CAM ZRK 1199

827 Si/Sterling (XS)

2675 ccm 130 kW C 27 A2 02.88 - 12.91 PS AVX 10 x 1075
AC-C MTR-CODE: C27A1;C27A2 4 PK 913
AC-C MTR-CODE: C27A2 4 PK 913
ALT MTR-CODE: C27A1;C27A2 3 PK 1080
ALT MTR-CODE: C27A2 3 PK 1080
CAM ZRK 1199

825 D/SD (XS)

2500 ccm 87 kW 425 SL1RR;492 4 SHIRG 01.90 - 02.99 PS AVX 10 x 1050
ALT FROM: 11.91; - AC 5 PK 1500
ALT FROM: 11.91; + AC 5 PK 1790

800 Coupe

825 Si (RS)

2497 ccm 129 kW 25 K4F 04.96 - 02.99 ALT - AC 6 PK 1285
ALT + AC 6 PK 1555
CAM ZRK 1350
CAM KT 1506



ROVER

800 Coupe

827 24V (RS)

2675 ccm	124 kW	C 27 A1	08.92 - 02.99	PS AC-C ALT CAM	UNTIL: 12.96 MTR-CODE: C27A1;C27A2 MTR-CODE: C27A1;C27A2	AVX 10 x 1075 4 PK 913 3 PK 1080 ZRK 1199
----------	--------	---------	---------------	--------------------------	--	--

825 SD

2500 ccm	87 kW	425 SL1RR;492 4 SHIRG	09.93 - 02.99	W-P ALT ALT	FROM: 02.96; MTR-CODE: 33B01; - AC FROM: 02.96; MTR-CODE: 33B01; + AC	AVX 10 x 735 5 PK 1500 5 PK 1790
----------	-------	-----------------------	---------------	-------------------	--	--

CABRIOLET (XW)

214 1.4

1396 ccm	66 kW	14 K4C;14 K4D	01.92 - 11.99	ALT ALT PS CAM CAM CAM	FROM: 10.92; - AC FROM: 10.92; + AC FROM: 10.92 MTR-TYP: 16V MTR-TYP: 8V	4 PK 750 5 PK 1145 3 PK 750 ZRK 1151 ZRK 1150 KT 1109
----------	-------	---------------	---------------	---------------------------------------	--	--

214 1.4

1396 ccm	70 kW	14 K4C	04.90 - 09.92	ALT ALT PS CAM CAM W-P; CAM	- AC + AC	4 PK 750 5 PK 1145 3 PK 750 ZRK 1151 KT 1109 KT 1109 W1
----------	-------	--------	---------------	--	--------------	--

214 1.4i 16V

1396 ccm	76 kW	14 K4F	01.93 - 11.99	ALT ALT PS CAM CAM CAM	- AC + AC MTR-TYP: 16V MTR-TYP: 8V	4 PK 750 5 PK 1145 3 PK 750 ZRK 1151 ZRK 1150 KT 1109
----------	-------	--------	---------------	---------------------------------------	---	--

216 1.6i 16V

1588 ccm	82 kW	16 K4F	01.96 - 11.99	ALT PS CAM CAM CAM CAM	+ AC MTR-TYP: 16V; FROM MTR-NO: 16K4FK79654923;16K4FK80655077; FROM: 09.98 MTR-TYP: 8V UNTIL: 08.98; UNTIL MTR-NO: 16K4FK79654922;16K4FK80655076; MTR-TYP: 16V; ME UNTIL: 08.98; ME	5 PK 1145 3 PK 750 ZRK 1749 ZRK 1150 ZRK 1151 KT 1109
----------	-------	--------	---------------	---------------------------------------	--	--

1.6

1590 ccm	82 kW	D 16 Z2	04.90 - 02.96	CAM CAM		ZRK 1166 KT 1108
----------	-------	---------	---------------	------------	--	---------------------

216 1.6i

1590 ccm	90 kW	D 16 A8	01.92 - 11.99	PS AC-C ALT ALT CAM CAM CAM	UNTIL: 12.96 FROM: 10.92 FROM: 10.92; FROM CHA-NO.: AD605482 FROM: 10.92; UNTIL CHA-NO.: AD605481 FROM: 01.95; MTR-TYP: K-SERIES; DOHC MTR-TYP: HONDA; DOHC	AVX 10 x 935 4 PK 813 3 PK 785 3 PK 763 ZRK 1151 ZRK 1178 KT 1164
----------	-------	---------	---------------	---	--	---

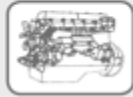
COUPE

1.6 16 V

1588 ccm	82 kW	16 K4F	03.96 - 11.99	ALT PS CAM CAM	+ AC ME ME	5 PK 1145 3 PK 750 ZRK 1151 KT 1109
----------	-------	--------	---------------	-------------------------	------------------	--

1.8 16 V

1795 ccm	107 kW	18 K4K	03.96 - 11.99	ALT ALT PS CAM CAM	- AC + AC	5 PK 735 5 PK 1145 3 PK 750 ZRK 1299 KT 1489
----------	--------	--------	---------------	--------------------------------	--------------	--



ROVER

MAESTRO

1.6						
1598 ccm	63 kW		09.90 - 01.95	ALT	- CH	4 PK 813
				ALT	CH	4 PK 966
2.0 D						
1994 ccm	44 kW		09.90 - 10.92	PS		5 PK 790
2.0 TD						
1994 ccm	60 kW	BB	09.90 - 01.95	PS	FROM: 10.92	5 PK 790

MINI MK I

1000						
999 ccm	30 kW	99 HD 81	01.92 - 06.93	ALT		AVX 10 x 825
1300						
1273 ccm	37 kW	12 A2B	10.92 - 11.00	ALT		AVX 10 x 825
				ALT	+ FA	AVX 10 x 813
				ALT	+ MAN-TM-4	AVX 10 x 838
				ALT	MOD: COOPER; + V-PUL	5 PK 830
1300						
1273 ccm	39 kW	12 A2D	01.92 - 04.95	ALT		AVX 10 x 825
				ALT	MOD: COOPER; + V-PUL	5 PK 830
1300						
1273 ccm	45 kW	12 A2A	01.91 - 12.91	ALT		AVX 10 x 825
				ALT	MOD: COOPER; + V-PUL	5 PK 830
1300						
1275 ccm	46 kW	12 A2E;12 A2L	01.92 - 11.00	ALT		AVX 10 x 825
				ALT	MTR-CODE: 12A2A; MOD: COOPER; + V-PUL	5 PK 830
				ALT	MTR-CODE: 12A2E;12A2L; MOD: COOPER; + V-PUL	5 PK 830

MINI MK I Cabriolet (XN)

1300						
1273 ccm	46 kW	12 A2E	09.92 - 04.95	ALT		AVX 10 x 825
				ALT	+ FA	AVX 10 x 813
				ALT	+ MAN-TM-4	AVX 10 x 838
				ALT	MOD: COOPER; + V-PUL	5 PK 830
1.3 S						
1275 ccm	46 kW	12 A2L	02.98 - 05.01	ALT	MOD: COOPER; + V-PUL	5 PK 830
1.3						
1275 ccm	63 kW		11.96 - 05.01	ALT	MOD: COOPER; + V-PUL	5 PK 830

MONTEGO

1.6						
1598 ccm	61 kW	16 HL	10.90 - 09.92	ALT		4 PK 763
2.0 i KAT						
1996 ccm	75 kW	20 H	12.90 - 10.94	ALT		5 PK 890
2.0 GTi						
1994 ccm	86 kW	20 H	10.88 - 10.91	ALT	FROM: 07.91	5 PK 890
				ALT	UNTIL: 06.91	4 PK 890
				CAM		ZRK 1114
				CAM		KT 1158
2.0 D Turbo						
1996 ccm	60 kW	BB	10.88 - 10.95	PS	FROM: 10.90	5 PK 790

SAAB

9-3 (YS3D)

2.0 i						
1985 ccm	96 kW	B204I	02.98 - 09.02	ALT	- AC	6 PK 1800
				ALT	+ AC	6 PK 2345
2.0 Turbo						
1985 ccm	110 kW	B205E	01.01 - 09.02	ALT	- AC	6 PK 1800
				ALT	+ AC	6 PK 2345
2.0 Turbo						
1985 ccm	113 kW	B204E	10.98 - 09.02	ALT	- AC	6 PK 1800
				ALT	+ AC	6 PK 2345
2.0 Turbo						
1985 ccm	136 kW	B204L;B205L	02.98 - 09.02	ALT	- AC	6 PK 1800
				ALT	+ AC	6 PK 2345



SAAB

9-3 (YS3D)

2.0 SE Turbo

1985 ccm	147 kW	B204R	02.98 - 09.02	ALT	FROM: 11.98; - AC	6 PK 1800
				ALT	FROM: 11.98; + AC	6 PK 2345

2.0 Turbo

1985 ccm	151 kW	B205R	10.99 - 09.02	ALT	- AC	6 PK 1800
				ALT	+ AC	6 PK 2345

2.3 i

2290 ccm	110 kW	B234I	02.98 - 09.02	ALT	- AC	6 PK 1800
				ALT	+ AC	6 PK 2345

2.3 Turbo

2290 ccm	165 kW	B235R	10.98 - 09.02	ALT	- AC	6 PK 1800
				ALT	+ AC	6 PK 2345

2.3

2290 ccm	169 kW	B235R	09.99 - 01.02	ALT	- AC	6 PK 1800
				ALT	+ AC	6 PK 2345

2.2 TiD

2171 ccm	85 kW	D223L;X 22 DTH	02.98 - 11.00	ALT	- AC	6 PK 1800
				ALT	+ AC	6 PK 1900

2.2 TiD

2171 ccm	92 kW	D223L	11.00 - 09.02	ALT	- AC	6 PK 1800
				ALT	+ AC	6 PK 1900

9-3 Cabriolet (YS3D)

2.0 i

1985 ccm	96 kW	B204I	02.98 - 08.03	ALT	- AC	6 PK 1800
				ALT	+ AC	6 PK 2345

2.0 Turbo

1985 ccm	110 kW	B205E	01.01 - 08.03	ALT	- AC	6 PK 1800
				ALT	+ AC	6 PK 2345

2.0 Turbo

1985 ccm	113 kW	B204E	10.98 - 08.03	ALT	FROM: 03.99; - AC	6 PK 1800
				ALT	FROM: 03.99; + AC	6 PK 2345

2.0 Turbo

1985 ccm	136 kW	B204L;B205L	02.98 - 08.03	ALT	- AC	6 PK 1800
				ALT	+ AC	6 PK 2345

2.0 Turbo

1985 ccm	151 kW	B205R	10.99 - 08.03	ALT	- AC	6 PK 1800
				ALT	+ AC	6 PK 2345

2.0 SE Turbo

1985 ccm	147 kW	B204R	02.98 - 08.03	ALT	FROM: 11.98; - AC	6 PK 1800
				ALT	FROM: 11.98; + AC	6 PK 2345

2.3 i

2290 ccm	110 kW	B234I	02.98 - 08.03	ALT	- AC	6 PK 1800
				ALT	+ AC	6 PK 2345

2.3 Turbo

2290 ccm	165 kW	B235R	10.99 - 08.03	ALT	- AC	6 PK 1800
				ALT	+ AC	6 PK 2345
				CAM	FROM MTR-NO: 328705; AU	KT 1465

9-3 (YS3F)

1.8 i

1796 ccm	90 kW	Z 18 XE	01.04 -	ALT		5 PK 1240
				CAM		ZRK 1026

1,8t

1998 ccm	110 kW	B207E	09.02 -	ALT		5 PK 1030
----------	--------	-------	---------	-----	--	-----------

1,8t BioPower

1998 ccm	110 kW	B207E	01.07 -	ALT		5 PK 1030
----------	--------	-------	---------	-----	--	-----------

1,8t BioPower

1998 ccm	129 kW	B207L	05.09 -	ALT		5 PK 1030
----------	--------	-------	---------	-----	--	-----------

2.0 t

1998 ccm	129 kW	B207L	09.02 -	ALT		5 PK 1030
----------	--------	-------	---------	-----	--	-----------

2.0 t BioPower

1998 ccm	129 kW	B207L	01.07 -	ALT	FROM: 05.09	5 PK 1030
----------	--------	-------	---------	-----	-------------	-----------

2.0 t BioPower

1998 ccm	145 kW		06.07 -	ALT		5 PK 1030
----------	--------	--	---------	-----	--	-----------



SAAB

9-3 (YS3F)

2.0 t BioPower

1998 ccm 147 kW 05.09 - ALT 5 PK 1030

2.0 t

1998 ccm 154 kW B207R 09.02 - ALT 5 PK 1030

2.0 t BioPower

1998 ccm 154 kW B207R 09.02 - ALT FROM: 10.03 5 PK 1030

2.0 Turbo XWD

1998 ccm 154 kW B207R 09.02 - ALT FROM: 06.08 5 PK 1030

2.0 t

1998 ccm 177 kW 05.09 - ALT 5 PK 1030

2.8 Turbo V6

2792 ccm 184 kW LP9 03.05 - ALT 6 PK 2120

2.8 Turbo V6

2792 ccm 188 kW B284L 12.07 - ALT 6 PK 2120

2.8 Turbo V6

2792 ccm 203 kW B284L 04.08 - ALT 6 PK 2120

2.8 Turbo V6 XWD

2792 ccm 206 kW B284R 05.08 - ALT 6 PK 2120

1.9 TiD

1910 ccm 88 kW Z 19 DT 09.04 - ALT FROM CHA-NO.: 51024444; UNTIL CHA-NO.: 71145352; + AUTO-TM 6 PK 1395
 ALT FROM CHA-NO.: 51024444; UNTIL CHA-NO.: 71145525; + MAN-TM 6 PK 1395
 ALT FROM CHA-NO.: 71145353; + AUTO-TM 6 PK 1413
 ALT FROM CHA-NO.: 71145526; + MAN-TM 6 PK 1413
 ALT UNTIL CHA-NO.: 51024443 6 PK 1413
 CAM ZRK 1540
 CAM KT 1426

1.9 TiD

1910 ccm 110 kW Z 19 DTH 09.04 - ALT FROM CHA-NO.: 51024444; UNTIL CHA-NO.: 71145352; + AUTO-TM 6 PK 1395
 ALT FROM CHA-NO.: 51024444; UNTIL CHA-NO.: 71145525; + MAN-TM 6 PK 1395
 ALT FROM CHA-NO.: 71145353; + AUTO-TM 6 PK 1413
 ALT FROM CHA-NO.: 71145526; + MAN-TM 6 PK 1413
 ALT UNTIL CHA-NO.: 51024443 6 PK 1413
 CAM ZRK 1466
 CAM KT 1400
 CAM KT 1535 W1
 W-P; CAM KT 1400 W1

1.9 TTiD

1910 ccm 96 kW A 19 DTR 12.07 - W-P; CAM KT 1400 W1

1.9 TTiD

1910 ccm 118 kW A 19 DTR 12.07 - W-P; CAM KT 1400 W1

1.9 TTiD

1910 ccm 132 kW A 19 DTR;Z 19 DTR 12.07 - ALT FROM CHA-NO.: 51024444; UNTIL CHA-NO.: 71145352; + AUTO-TM 6 PK 1395
 ALT FROM CHA-NO.: 51024444; UNTIL CHA-NO.: 71145525; + MAN-TM 6 PK 1395
 ALT FROM CHA-NO.: 71145353; + AUTO-TM 6 PK 1413
 ALT FROM CHA-NO.: 71145526; + MAN-TM 6 PK 1413
 CAM ZRK 1466
 W-P; CAM KT 1400 W1

2.2 TiD

2171 ccm 92 kW D223L 09.02 - ALT 6 PK 1900

9-3 Cabriolet (YS3F)

1,8t

1998 ccm 110 kW B207E 08.03 - ALT 5 PK 1030

1,8t BioPower

1998 ccm 110 kW B207E 01.07 - ALT 5 PK 1030

1,8t BioPower


1998 ccm 129 kW B207L 01.07 - ALT 5 PK 1030

2.0 t

1998 ccm 129 kW B207L 08.03 - ALT 5 PK 1030

2.0 t BioPower

1998 ccm 129 kW B207L 01.07 - ALT 5 PK 1030



SAAB

9-3 Cabriolet (YS3F)

2.0 t BioPower

1998 ccm 145 kW 06.07 - ALT 5 PK 1030

2.0 t BioPower

1998 ccm 147 kW 06.07 - ALT 5 PK 1030

2.0 T

1998 ccm 154 kW B207R 08.03 - ALT 5 PK 1030

2.8 Turbo V6

2792 ccm 184 kW LP9 02.06 - ALT 6 PK 2120

2.8 Turbo V6

2792 ccm 188 kW B284L 12.07 - ALT 6 PK 2120

2.8 Turbo V6

2792 ccm 203 kW B284R 02.09 - ALT 6 PK 2120

2.8 Turbo V6

2792 ccm 206 kW B284R 02.09 - ALT 6 PK 2120

1.9 TiD

1910 ccm	110 kW	Z 19 DTH	01.06 -	ALT	FROM CHA-NO.: 51024444; UNTIL CHA-NO.: 71145352; + AUTO-TM	6 PK 1395
				ALT	FROM CHA-NO.: 51024444; UNTIL CHA-NO.: 71145525; + MAN-TM	6 PK 1395
				ALT	FROM CHA-NO.: 71145353; + AUTO-TM	6 PK 1413
				ALT	FROM CHA-NO.: 71145526; + MAN-TM	6 PK 1413
				ALT	UNTIL CHA-NO.: 51024443	6 PK 1413
				CAM		ZRK 1466
				CAM		KT 1400
				W-P; CAM		KT 1400 W1

1.9 TTiD

1910 ccm 96 kW A 19 DTR 12.07 - W-P; CAM KT 1400 W1

1.9 TTiD

1910 ccm 118 kW A 19 DTR 12.07 - W-P; CAM KT 1400 W1

1.9 TTiD

1910 ccm	132 kW	A 19 DTR;Z 19 DTR	12.07 -	ALT	FROM CHA-NO.: 51024444; UNTIL CHA-NO.: 71145352; + AUTO-TM	6 PK 1395
				ALT	FROM CHA-NO.: 51024444; UNTIL CHA-NO.: 71145525; + MAN-TM	6 PK 1395
				ALT	FROM CHA-NO.: 71145353; + AUTO-TM	6 PK 1413
				ALT	FROM CHA-NO.: 71145526; + MAN-TM	6 PK 1413
				CAM		ZRK 1466
				W-P; CAM		KT 1400 W1

9-3 Kombi

1.8 i

1796 ccm 90 kW Z 18 XE 03.05 - ALT 5 PK 1240
CAM ZRK 1026

1.8 t

1998 ccm 110 kW B207E 03.05 - ALT 5 PK 1030

1.8 t BioPower

1998 ccm 110 kW B207E 01.07 - ALT 5 PK 1030

2.0 t

1998 ccm 110 kW B207E 03.05 - ALT 5 PK 1030

2.0 t

1998 ccm 129 kW B207L 03.05 - ALT 5 PK 1030

2.0 t BioPower

1998 ccm 129 kW B207L 01.07 - ALT 5 PK 1030

2.0 t BioPower

1998 ccm 145 kW 06.07 - ALT 5 PK 1030

2.0 T

1998 ccm 147 kW 02.09 - ALT MTR-CODE: B207R 5 PK 1030

2.0 T

1998 ccm 154 kW B207R 03.05 - ALT 5 PK 1030

2.0 T XWD

1998 ccm 154 kW B207R 06.08 - ALT 5 PK 1030

2.8 Turbo V6

2792 ccm 184 kW LP9 03.05 - ALT 6 PK 2120

2.8 Turbo V6

2792 ccm 188 kW B284L 12.07 - ALT 6 PK 2120



SAAB

9-3 Kombi

2.8 Turbo V6

2792 ccm 203 kW B284R 05.08 - ALT 6 PK 2120

2.8 Turbo V6 XWD

2792 ccm 206 kW B284R 05.08 - ALT 6 PK 2120

1.9 TiD

1910 ccm 88 kW Z 19 DTJ 03.05 - ALT FROM CHA-NO.: 51024444; UNTIL CHA-NO.: 71145352; + AUTO-TM 6 PK 1395
 ALT FROM CHA-NO.: 51024444; UNTIL CHA-NO.: 71145525; + MAN-TM 6 PK 1395
 ALT FROM CHA-NO.: 71145353; + AUTO-TM 6 PK 1413
 ALT FROM CHA-NO.: 71145526; + MAN-TM 6 PK 1413
 ALT UNTIL CHA-NO.: 51024443 6 PK 1413
 CAM ZRK 1540
 CAM KT 1426

1.9 TiD

1910 ccm 110 kW Z 19 DTH 03.05 - ALT FROM CHA-NO.: 51024444; UNTIL CHA-NO.: 71145352; + AUTO-TM 6 PK 1395
 ALT FROM CHA-NO.: 51024444; UNTIL CHA-NO.: 71145525; + MAN-TM 6 PK 1395
 ALT FROM CHA-NO.: 71145353; + AUTO-TM 6 PK 1413
 ALT FROM CHA-NO.: 71145526; + MAN-TM 6 PK 1413
 ALT UNTIL CHA-NO.: 51024443 6 PK 1413
 CAM ZRK 1466
 CAM KT 1400
 CAM KT 1535 W1
 W-P; CAM KT 1400 W1

1.9 TTiD

1910 ccm 96 kW A 19 DTR 12.07 - W-P; CAM KT 1400 W1

1.9 TTiD

1910 ccm 118 kW A 19 DTR 12.07 - W-P; CAM KT 1400 W1

1.9 TTiD

1910 ccm 132 kW Z 19 DTR 12.07 - ALT FROM CHA-NO.: 51024444; UNTIL CHA-NO.: 71145352; + AUTO-TM 6 PK 1395
 ALT FROM CHA-NO.: 51024444; UNTIL CHA-NO.: 71145525; + MAN-TM 6 PK 1395
 ALT FROM CHA-NO.: 71145353; + AUTO-TM 6 PK 1413
 ALT FROM CHA-NO.: 71145526; + MAN-TM 6 PK 1413
 CAM ZRK 1466
 W-P; CAM KT 1400 W1

9-3X

1.9 TTiD

1910 ccm 132 kW A 19 DTR;Z 19 DTR 02.09 - W-P; CAM KT 1400 W1

9-5 (YS3E)

2.0 t

1985 ccm 110 kW B205E 09.97 - ALT + AUTO-TM; - AC 6 PK 1980
 ALT + MAN-TM; - AC 6 PK 2000
 ALT FROM CHA-NO.: 43505872; + AC 6 PK 2415

2.0 t BioPower

1985 ccm 110 kW B205E 01.05 - ALT + AUTO-TM; - AC 6 PK 1980
 ALT + MAN-TM; - AC 6 PK 2000
 ALT FROM CHA-NO.: 43505872; + AC 6 PK 2415

2.0 T Biopower

1985 ccm 132 kW B205E 09.05 - ALT + AUTO-TM; - AC 6 PK 1980
 ALT + MAN-TM; - AC 6 PK 2000
 ALT FROM CHA-NO.: 43505872; + AC 6 PK 2415

2.0

1985 ccm 136 kW B205L 07.00 - ALT + AUTO-TM; - AC 6 PK 1980
 ALT + MAN-TM; - AC 6 PK 2000
 ALT FROM CHA-NO.: 43505872; + AC 6 PK 2415

2.0 Turbo SE

1985 ccm 141 kW B205E 10.98 - ALT + AUTO-TM; - AC 6 PK 1980
 ALT + MAN-TM; - AC 6 PK 2000
 ALT FROM CHA-NO.: 43505872; + AC 6 PK 2415

2.3 t

2290 ccm 125 kW B235E 09.97 - ALT + AUTO-TM; - AC 6 PK 1980
 ALT + MAN-TM; - AC 6 PK 2000



SAAB

9-5 (YS3E)

2.3 t

2290 ccm	125 kW	B235E	09.97 -	ALT	FROM CHA-NO.: 43505872; + AC	6 PK 2415
----------	--------	-------	---------	-----	------------------------------	-----------

2.3 Turbo

2290 ccm	134 kW	B235E	04.08 -	ALT	+ AUTO-TM; - AC	6 PK 1980
				ALT	+ MAN-TM; - AC	6 PK 2000
				ALT	FROM CHA-NO.: 43505872; + AC	6 PK 2415

2.3 t

2290 ccm	136 kW	B235E	01.01 -	ALT	+ AUTO-TM; - AC	6 PK 1980
				ALT	+ MAN-TM; - AC	6 PK 2000
				ALT	FROM CHA-NO.: 43505872; + AC	6 PK 2415

2.3 t BioPower

2290 ccm	136 kW	B235E	01.07 -	ALT	+ AUTO-TM; - AC	6 PK 1980
				ALT	+ MAN-TM; - AC	6 PK 2000
				ALT	FROM CHA-NO.: 43505872; + AC	6 PK 2415

2.3 t BioPower

2290 ccm	152 kW	B235R	11.06 -	ALT	+ AUTO-TM; - AC	6 PK 1980
				ALT	+ MAN-TM; - AC	6 PK 2000
				ALT	FROM CHA-NO.: 43505872; + AC	6 PK 2415

2.3 Turbo

2290 ccm	162 kW	B235L	07.03 -	ALT	+ AUTO-TM; - AC	6 PK 1980
				ALT	+ MAN-TM; - AC	6 PK 2000
				ALT	FROM CHA-NO.: 43505872; + AC	6 PK 2415

2.3 Turbo

2290 ccm	169 kW	B235R	10.99 -	ALT	+ AUTO-TM; - AC	6 PK 1980
				ALT	+ MAN-TM; - AC	6 PK 2000
				ALT	FROM CHA-NO.: 43505872; + AC	6 PK 2415

2.3 Turbo

2290 ccm	184 kW	B235R	09.01 -	ALT	+ AUTO-TM; - AC	6 PK 1980
				ALT	+ MAN-TM; - AC	6 PK 2000
				ALT	FROM CHA-NO.: 43505872; + AC	6 PK 2415

2.3 Turbo

2290 ccm	188 kW	B235R	04.08 -	ALT	+ AUTO-TM; - AC	6 PK 1980
				ALT	+ MAN-TM; - AC	6 PK 2000
				ALT	FROM CHA-NO.: 43505872; + AC	6 PK 2415

2.3 Turbo

2290 ccm	191 kW	B235R	11.05 -	ALT	+ AUTO-TM; - AC	6 PK 1980
				ALT	+ MAN-TM; - AC	6 PK 2000
				ALT	FROM CHA-NO.: 43505872; + AC	6 PK 2415

3.0 V6t

2962 ccm	147 kW	B308E	01.98 -	ALT		6 PK 2020
----------	--------	-------	---------	-----	--	-----------

1.9 TiD

1910 ccm	110 kW	Z 19 DTH	01.06 -	ALT		6 PK 1725
				CAM		ZRK 1466
				CAM		KT 1400
				CAM	MTR-CODE: z19dth	KT 1535 W1
				W-P; CAM		KT 1400 W1

2.2 TiD

2171 ccm	88 kW	D223L	03.02 -	ALT		6 PK 1900
----------	-------	-------	---------	-----	--	-----------

3.0 TiD

2958 ccm	130 kW	D308L	07.01 -	ALT		6 PK 1920
----------	--------	-------	---------	-----	--	-----------

9-5 Kombi (YS3E)

2.0 t

1985 ccm	110 kW	B205E	10.98 -	ALT	+ AUTO-TM; - AC	6 PK 1980
				ALT	+ MAN-TM; - AC	6 PK 2000
				ALT	FROM CHA-NO.: 43505872; + AC	6 PK 2415

2.0 t BioPower

1985 ccm	110 kW	B205E	01.06 -	ALT	+ AUTO-TM; - AC	6 PK 1980
				ALT	+ MAN-TM; - AC	6 PK 2000
				ALT	FROM CHA-NO.: 43505872; + AC	6 PK 2415

2.0 t Biopower

1985 ccm	132 kW	B205E	09.05 -	ALT	+ AUTO-TM; - AC	6 PK 1980
				ALT	+ MAN-TM; - AC	6 PK 2000
				ALT	FROM CHA-NO.: 43505872; + AC	6 PK 2415

2.0 t

1985 ccm	141 kW	B204R	10.98 -	ALT	+ AUTO-TM; - AC	6 PK 1980
----------	--------	-------	---------	-----	-----------------	-----------



SAAB

9-5 Kombi (YS3E)

2.0 t

1985 ccm	141 kW	B204R	10.98 -	ALT	+ MAN-TM; - AC	6 PK 2000
				ALT	FROM CHA-NO.: 43505872; + AC	6 PK 2415

2.3 t

2290 ccm	125 kW	B235E	10.98 -	ALT	+ AUTO-TM; - AC	6 PK 1980
				ALT	+ MAN-TM; - AC	6 PK 2000
				ALT	FROM CHA-NO.: 43505872; + AC	6 PK 2415

2.3 t

2290 ccm	136 kW	B235E	01.01 -	ALT	+ AUTO-TM; - AC	6 PK 1980
				ALT	+ MAN-TM; - AC	6 PK 2000
				ALT	FROM CHA-NO.: 43505872; + AC	6 PK 2415

2.3 t BioPower

2290 ccm	136 kW	B235E	01.07 -	ALT	+ AUTO-TM; - AC	6 PK 1980
				ALT	+ MAN-TM; - AC	6 PK 2000
				ALT	FROM CHA-NO.: 43505872; + AC	6 PK 2415

2.3 t BioPower

2290 ccm	152 kW	B235R	11.06 -	ALT	+ AUTO-TM; - AC	6 PK 1980
				ALT	+ MAN-TM; - AC	6 PK 2000
				ALT	FROM CHA-NO.: 43505872; + AC	6 PK 2415

2.3 t BioPower

2290 ccm	154 kW	B235R	11.06 -	ALT	+ AUTO-TM; - AC	6 PK 1980
				ALT	+ MAN-TM; - AC	6 PK 2000
				ALT	FROM CHA-NO.: 43505872; + AC	6 PK 2415

2.3 Turbo

2290 ccm	162 kW	B235L	07.03 -	ALT	+ AUTO-TM; - AC	6 PK 1980
				ALT	+ MAN-TM; - AC	6 PK 2000
				ALT	FROM CHA-NO.: 43505872; + AC	6 PK 2415

2.3 Turbo

2290 ccm	169 kW	B235R	10.99 -	ALT	+ AUTO-TM; - AC	6 PK 1980
				ALT	+ MAN-TM; - AC	6 PK 2000
				ALT	FROM CHA-NO.: 43505872; + AC	6 PK 2415

2.3 Turbo

2290 ccm	184 kW	B235R	09.01 -	ALT	+ AUTO-TM; - AC	6 PK 1980
				ALT	+ MAN-TM; - AC	6 PK 2000
				ALT	FROM CHA-NO.: 43505872; + AC	6 PK 2415

2.3 Turbo

2290 ccm	188 kW	B235R	04.08 -	ALT	+ AUTO-TM; - AC	6 PK 1980
				ALT	+ MAN-TM; - AC	6 PK 2000
				ALT	FROM CHA-NO.: 43505872; + AC	6 PK 2415

2.3 Turbo

2290 ccm	191 kW	B235R	01.06 -	ALT	+ AUTO-TM; - AC	6 PK 1980
				ALT	+ MAN-TM; - AC	6 PK 2000
				ALT	FROM CHA-NO.: 43505872; + AC	6 PK 2415

3.0 V6t

2962 ccm	147 kW	B308E	10.98 -	ALT		6 PK 2020
----------	--------	-------	---------	-----	--	-----------

1.9 TiD

1910 ccm	110 kW	Z 19 DTH	01.06 -	ALT		6 PK 1725
				CAM		ZRK 1466
				CAM		KT 1400
				CAM		KT 1535 W1
				W-P; CAM		KT 1400 W1

1.9 TiD

1910 ccm	129 kW	Z 19 DTR	01.07 -	ALT		6 PK 1725
----------	--------	----------	---------	-----	--	-----------

2.2 TiD

2171 ccm	88 kW	D223L	03.02 -	ALT		6 PK 1900
----------	-------	-------	---------	-----	--	-----------

3.0 TiD

2958 ccm	130 kW	D308L	07.01 -	ALT		6 PK 1920
----------	--------	-------	---------	-----	--	-----------

9-5 (YS3G)

1.6 T

1598 ccm	132 kW	A 16 LET	05.10 -	W-P; CAM		KT 1405 W1
----------	--------	----------	---------	----------	--	------------

2.0 TiD

1956 ccm	118 kW	A 20 DTH	05.10 -	CAM		KT 1535 W1
				W-P; CAM		KT 1525 W1



SAAB

9-7X

4.2

4195 ccm	213 kW		12.05 -	ALT	AMP: 130	6 PK 2305
----------	--------	--	---------	-----	----------	-----------

5.3

5328 ccm	220 kW	LH6	12.05 -	AC-C		4 PK 925
				ALT		6 PK 2345

900 II

2.0 i

1985 ccm	96 kW	B204I	08.94 - 02.98	ALT	- AC	6 PK 2013
				ALT	+ AC	6 PK 2625

2.0 i

1985 ccm	98 kW	B206I	07.93 - 07.94	ALT	- AC	6 PK 2013
				ALT	+ AC	6 PK 2625

2.0 -16 Turbo

1985 ccm	136 kW	B204L	07.93 - 02.98	ALT	FROM: 11.93; - AC	6 PK 2013
				ALT	FROM: 11.93; + AC	6 PK 2625

2.3 -16

2290 ccm	110 kW	B234I	07.93 - 02.98	ALT	FROM: 11.93; - AC	6 PK 2013
				ALT	FROM: 11.93; + AC	6 PK 2625

2.5 -24 V6

2498 ccm	125 kW	B258I	07.93 - 02.98	ALT	FROM: 11.93; - AC	6 PK 1900
				ALT	FROM: 11.93; + AC	6 PK 2305
				CAM		ZRK 1022
				CAM	OE-NO.: 90530599	KT 1461

900 II Coupe

2.0 i

1985 ccm	96 kW	B204I	08.94 - 02.98	ALT	- AC	6 PK 2013
				ALT	+ AC	6 PK 2625

2.0 i

1985 ccm	98 kW	B206I	12.93 - 07.94	ALT	- AC	6 PK 2013
				ALT	+ AC	6 PK 2625

2.0 -16 Turbo

1985 ccm	136 kW	B204L	12.93 - 02.98	ALT	- AC	6 PK 2013
				ALT	+ AC	6 PK 2625

2.3 -16

2290 ccm	110 kW	B234I	12.93 - 02.98	ALT	- AC	6 PK 2013
				ALT	+ AC	6 PK 2625

2.5 -24 V6

2498 ccm	125 kW	B258I	12.93 - 02.98	ALT	- AC	6 PK 1900
				ALT	+ AC	6 PK 2305
				CAM		ZRK 1022
				CAM	OE-NO.: 90530599	KT 1461

900 II Cabriolet

2.0 i

1985 ccm	96 kW	B204I	12.93 - 02.98	ALT	- AC	6 PK 2013
				ALT	+ AC	6 PK 2625

2.0 -16 Turbo

1985 ccm	136 kW	B204L	12.93 - 02.98	ALT	- AC	6 PK 2013
				ALT	+ AC	6 PK 2625

2.3 -16

2290 ccm	110 kW	B234I	12.93 - 02.98	ALT	- AC	6 PK 2013
				ALT	+ AC	6 PK 2625

2.5 -24 V6

2498 ccm	125 kW	B258I	12.93 - 02.98	ALT	- AC	6 PK 1900
				ALT	+ AC	6 PK 2305
				CAM		ZRK 1022
				CAM	OE-NO.: 90530599	KT 1461

9000 Schrägheck

2.0 -16

1985 ccm	92 kW	B202XI	12.85 - 12.88	ALT	AMP: 115	5 PK 1590
				ALT	FROM CHA-NO.: J1028861; AMP: 70,8	5 PK 1590
				ALT	FROM CHA-NO.: J2017105; J8001697; AMP: 70,8	5 PK 1590
				ALT	UNTIL CHA-NO.: J1028860; AMP: 70,8	5 PK 1610
				ALT	UNTIL CHA-NO.: J2017104; J8001696; AMP: 70,8	5 PK 1610



SAAB

9000 Schrägheck

2.0 -16

1985 ccm	94 kW	B202XI	12.85 - 08.88	ALT	AMP: 115	5 PK 1590
				ALT	FROM CHA-NO.: J1028861; AMP: 70,8	5 PK 1590
				ALT	FROM CHA-NO.: J2017105;J8001697; AMP: 70,8	5 PK 1590
				ALT	UNTIL CHA-NO.: J1028860; AMP: 70,8	5 PK 1610
				ALT	UNTIL CHA-NO.: J2017104;J8001696; AMP: 70,8	5 PK 1610

2.0 -16 CS

1985 ccm	94 kW	B202I	01.89 - 12.98	ALT	FROM CHA-NO.: J1028861; MTR-CODE: B202I;B202XI; AMP: 70,8	5 PK 1590
				ALT	FROM CHA-NO.: J2017105;J8001697; MTR-CODE: B202I;B202XI; AMP: 70,8	5 PK 1590
				ALT	FROM: 01.94; - AC	6 PK 2330
				ALT	FROM: 01.94; + AC	6 PK 2550
				ALT	FROM: 08.92; UNTIL CHA-NO.: J1028860; MTR-CODE: B202I; AMP: 70,8	5 PK 1610
				ALT	FROM: 08.92; UNTIL CHA-NO.: J2017104;J8001696; MTR-CODE: B202I; AMP: 70,8	5 PK 1610
				ALT	FROM: 08.92; UNTIL: 12.93; FROM CHA-NO.: J1028861; MTR-CODE: B202I; AMP: 70,8	5 PK 1590
				ALT	FROM: 08.92; UNTIL: 12.93; FROM CHA-NO.: J2017105;J8001697; MTR-CODE: B202I; AMP: 70,8	5 PK 1590
				ALT	FROM: 08.92; UNTIL: 12.93; MTR-CODE: B202I; AMP: 115	5 PK 1590
				ALT	MTR-CODE: B202I;B202XI; AMP: 115	5 PK 1590
				ALT	UNTIL CHA-NO.: J1028860; MTR-CODE: B202I;B202XI; AMP: 70,8	5 PK 1610
				ALT	UNTIL CHA-NO.: J2017104;J8001696; MTR-CODE: B202I;B202XI; AMP: 70,8	5 PK 1610

2.0 -16 CS

1985 ccm	96 kW	B204I	09.93 - 12.98	ALT	FROM: 01.94; - AC	6 PK 2330
				ALT	FROM: 01.94; + AC	6 PK 2550
				ALT	UNTIL CHA-NO.: J1028860; AMP: 70,8	5 PK 1610
				ALT	UNTIL CHA-NO.: J2017104;J8001696; AMP: 70,8	5 PK 1610
				ALT	UNTIL: 12.93; AMP: 115	5 PK 1590
				ALT	UNTIL: 12.93; FROM CHA-NO.: J1028861; AMP: 70,8	5 PK 1590
				ALT	UNTIL: 12.93; FROM CHA-NO.: J2017105;J8001697; AMP: 70,8	5 PK 1590

2.0 -16 ND Turbo

1985 ccm	110 kW	B202S;B204E;B204S	09.93 - 12.98	ALT	FROM: 01.94; - AC	6 PK 2330
				ALT	FROM: 01.94; + AC	6 PK 2550
				ALT	UNTIL CHA-NO.: J1028860; AMP: 70,8	5 PK 1610
				ALT	UNTIL CHA-NO.: J2017104;J8001696; AMP: 70,8	5 PK 1610
				ALT	UNTIL: 12.93; AMP: 115	5 PK 1590
				ALT	UNTIL: 12.93; FROM CHA-NO.: J1028861; AMP: 70,8	5 PK 1590
				ALT	UNTIL: 12.93; FROM CHA-NO.: J2017105;J8001697; AMP: 70,8	5 PK 1590

2.0 -16 Turbo

1985 ccm	118 kW	B202XL	09.84 - 08.93	ALT	AMP: 115	5 PK 1590
				ALT	FROM CHA-NO.: J1028861; AMP: 70,8	5 PK 1590
				ALT	FROM CHA-NO.: J2017105;J8001697; AMP: 70,8	5 PK 1590
				ALT	UNTIL CHA-NO.: J1028860; AMP: 70,8	5 PK 1610
				ALT	UNTIL CHA-NO.: J2017104;J8001696; AMP: 70,8	5 PK 1610

2.0 -16 Turbo

1985 ccm	120 kW	B202XL	05.88 - 08.93	ALT	AMP: 115	5 PK 1590
				ALT	FROM CHA-NO.: J1028861; AMP: 70,8	5 PK 1590
				ALT	FROM CHA-NO.: J2017105;J8001697; AMP: 70,8	5 PK 1590
				ALT	UNTIL CHA-NO.: J1028860; AMP: 70,8	5 PK 1610
				ALT	UNTIL CHA-NO.: J2017104;J8001696; AMP: 70,8	5 PK 1610

2.0 -16 Turbo

1985 ccm	127 kW	B202	06.89 - 12.92	ALT	AMP: 115	5 PK 1590
				ALT	FROM CHA-NO.: J1028861; AMP: 70,8	5 PK 1590
				ALT	FROM CHA-NO.: J2017105;J8001697; AMP: 70,8	5 PK 1590
				ALT	UNTIL CHA-NO.: J1028860; AMP: 70,8	5 PK 1610
				ALT	UNTIL CHA-NO.: J2017104;J8001696; AMP: 70,8	5 PK 1610

2.0 -16 Turbo

1985 ccm	129 kW	B202XL	09.84 - 12.91	ALT	AMP: 115	5 PK 1590
				ALT	FROM CHA-NO.: J1028861; AMP: 70,8	5 PK 1590
				ALT	FROM CHA-NO.: J2017105;J8001697; AMP: 70,8	5 PK 1590



SAAB

9000 Schrägheck

2.0 -16 Turbo

1985 ccm	129 kW	B202XL	09.84 - 12.91	ALT	UNTIL CHA-NO.: J1028860; AMP: 70,8	5 PK 1610
				ALT	UNTIL CHA-NO.: J2017104;J8001696; AMP: 70,8	5 PK 1610

2.0 -16 Turbo CS

1985 ccm	136 kW	B202L	09.88 - 12.98	ALT	AMP: 115	5 PK 1590
				ALT	FROM CHA-NO.: J1028861; AMP: 70,8	5 PK 1590
				ALT	FROM CHA-NO.: J2017105;J8001697; AMP: 70,8	5 PK 1590
				ALT	FROM: 01.94; - AC	6 PK 2330
				ALT	FROM: 01.94; + AC	6 PK 2550
				ALT	FROM: 09.92; UNTIL CHA-NO.: J1028860; AMP: 70,8	5 PK 1610
				ALT	FROM: 09.92; UNTIL CHA-NO.: J2017104;J8001696; AMP: 70,8	5 PK 1610
				ALT	FROM: 09.92; UNTIL: 12.93; AMP: 115	5 PK 1590
				ALT	FROM: 09.92; UNTIL: 12.93; FROM CHA-NO.: J1028861; AMP: 70,8	5 PK 1590
				ALT	FROM: 09.92; UNTIL: 12.93; FROM CHA-NO.: J2017105;J8001697; AMP: 70,8	5 PK 1590
				ALT	UNTIL CHA-NO.: J1028860; AMP: 70,8	5 PK 1610
				ALT	UNTIL CHA-NO.: J2017104;J8001696; AMP: 70,8	5 PK 1610

2.0 16v

1985 ccm	143 kW	B204L	09.89 - 01.90	ALT	AMP: 115	5 PK 1590
				ALT	FROM CHA-NO.: J1028861; AMP: 70,8	5 PK 1590
				ALT	FROM CHA-NO.: J2017105;J8001697; AMP: 70,8	5 PK 1590
				ALT	UNTIL CHA-NO.: J1028860; AMP: 70,8	5 PK 1610
				ALT	UNTIL CHA-NO.: J2017104;J8001696; AMP: 70,8	5 PK 1610

2.0 T16

1985 ccm	150 kW		06.89 - 10.90	ALT	AMP: 115	5 PK 1590
				ALT	FROM CHA-NO.: J1028861; AMP: 70,8	5 PK 1590
				ALT	FROM CHA-NO.: J2017105;J8001697; AMP: 70,8	5 PK 1590
				ALT	UNTIL CHA-NO.: J1028860; AMP: 70,8	5 PK 1610
				ALT	UNTIL CHA-NO.: J2017104;J8001696; AMP: 70,8	5 PK 1610

2.3 -16 CS

2290 ccm	107 kW	B234I	09.89 - 12.98	ALT	- AC	6 PK 2330
				ALT	+ AC	6 PK 2550

2.3 -16 CSE

2290 ccm	108 kW	B234I	09.93 - 12.98	ALT	- AC	6 PK 2330
				ALT	+ AC	6 PK 2550

2.3

2290 ccm	110 kW	B234I	01.90 - 12.93	ALT	- AC	6 PK 2330
				ALT	+ AC	6 PK 2550

2.3 -16 CSE Eco Power

2290 ccm	125 kW	B234E	09.93 - 12.98	ALT	- AC	6 PK 2330
				ALT	+ AC	6 PK 2550

2.3 -16 Turbo

2290 ccm	143 kW	B234L	09.90 - 12.98	ALT	- AC	6 PK 2330
				ALT	+ AC	6 PK 2550

2.3 -16 Turbo CSE

2290 ccm	147 kW	B234L	09.93 - 12.98	ALT	MTR-CODE: B234T; - AC	6 PK 2330
				ALT	MTR-CODE: B234T; + AC	6 PK 2550

2.3 -16 Aero CS

2290 ccm	162 kW	B234R	02.93 - 12.98	ALT	- AC	6 PK 2330
				ALT	+ AC	6 PK 2550

2.3 -16 Aero CS

2290 ccm	165 kW	B234R	02.93 - 12.98	ALT	- AC	6 PK 2330
				ALT	+ AC	6 PK 2550

3.0 -24 V6 CS/CSE

2962 ccm	155 kW	B308I	07.94 - 12.98	ALT	- AC	6 PK 1890
				ALT	+ AC	6 PK 2228
				CAM	UNTIL: 08.98	ZRK 1022
				CAM	OE-NO.: 90530599	KT 1461

9000

2.0 -16

1985 ccm	94 kW	B202I	01.89 - 01.93	ALT	AMP: 115	5 PK 1590
				ALT	FROM CHA-NO.: J1028861; AMP: 70,8	5 PK 1590
				ALT	FROM CHA-NO.: J2017105;J8001697; AMP: 70,8	5 PK 1590



SAAB

9000

2.0 -16

1985 ccm	94 kW	B202I	01.89 - 01.93	ALT	UNTIL CHA-NO.: J1028860; AMP: 70,8	5 PK 1610
				ALT	UNTIL CHA-NO.: J2017104;J8001696; AMP: 70,8	5 PK 1610

2.0 -16 CD

1985 ccm	96 kW	B204I	09.93 - 12.98	ALT	FROM: 01.94; - AC	6 PK 2330
				ALT	FROM: 01.94; + AC	6 PK 2550
				ALT	UNTIL CHA-NO.: J1028860; AMP: 70,8	5 PK 1610
				ALT	UNTIL CHA-NO.: J2017104;J8001696; AMP: 70,8	5 PK 1610
				ALT	UNTIL: 12.93; AMP: 115	5 PK 1590
				ALT	UNTIL: 12.93; FROM CHA-NO.: J1028861; AMP: 70,8	5 PK 1590
				ALT	UNTIL: 12.93; FROM CHA-NO.: J2017105;J8001697; AMP: 70,8	5 PK 1590

2.0

1985 ccm	99 kW		10.88 - 08.90	ALT	AMP: 115	5 PK 1590
				ALT	FROM CHA-NO.: J1028861; AMP: 70,8	5 PK 1590
				ALT	FROM CHA-NO.: J2017105;J8001697; AMP: 70,8	5 PK 1590
				ALT	UNTIL CHA-NO.: J1028860; AMP: 70,8	5 PK 1610
				ALT	UNTIL CHA-NO.: J2017104;J8001696; AMP: 70,8	5 PK 1610

2.0 -16 Turbo CD

1985 ccm	108 kW	B202S;B204E	09.92 - 12.98	ALT	FROM: 01.94; - AC	6 PK 2330
				ALT	FROM: 01.94; + AC	6 PK 2550
				ALT	UNTIL CHA-NO.: J1028860; AMP: 70,8	5 PK 1610
				ALT	UNTIL CHA-NO.: J2017104;J8001696; AMP: 70,8	5 PK 1610
				ALT	UNTIL: 12.93; AMP: 115	5 PK 1590
				ALT	UNTIL: 12.93; FROM CHA-NO.: J1028861; AMP: 70,8	5 PK 1590
				ALT	UNTIL: 12.93; FROM CHA-NO.: J2017105;J8001697; AMP: 70,8	5 PK 1590

2.0 -16 CD

1985 ccm	110 kW	B204E;B204S	09.93 - 12.98	ALT	FROM: 01.94; - AC	6 PK 2330
				ALT	FROM: 01.94; + AC	6 PK 2550
				ALT	UNTIL CHA-NO.: J1028860; AMP: 70,8	5 PK 1610
				ALT	UNTIL CHA-NO.: J2017104;J8001696; AMP: 70,8	5 PK 1610
				ALT	UNTIL: 12.93; AMP: 115	5 PK 1590
				ALT	UNTIL: 12.93; FROM CHA-NO.: J1028861; AMP: 70,8	5 PK 1590
				ALT	UNTIL: 12.93; FROM CHA-NO.: J2017105;J8001697; AMP: 70,8	5 PK 1590

2.0 -16 Turbo

1985 ccm	118 kW	B202XL	05.88 - 08.93	ALT	FROM CHA-NO.: J1028861; MTR-CODE: B202LT; AMP: 70,8	5 PK 1590
				ALT	FROM CHA-NO.: J2017105;J8001697; MTR-CODE: B202LT; AMP: 70,8	5 PK 1590
				ALT	MTR-CODE: B202LT; AMP: 115	5 PK 1590
				ALT	UNTIL CHA-NO.: J1028860; MTR-CODE: B202LT; AMP: 70,8	5 PK 1610
				ALT	UNTIL CHA-NO.: J2017104;J8001696; MTR-CODE: B202LT; AMP: 70,8	5 PK 1610

2.0 -16 Turbo CD

1985 ccm	120 kW	B202XL	09.88 - 08.93	ALT	AMP: 115	5 PK 1590
				ALT	FROM CHA-NO.: J1028861; AMP: 70,8	5 PK 1590
				ALT	FROM CHA-NO.: J2017105;J8001697; AMP: 70,8	5 PK 1590
				ALT	UNTIL CHA-NO.: J1028860; AMP: 70,8	5 PK 1610
				ALT	UNTIL CHA-NO.: J2017104;J8001696; AMP: 70,8	5 PK 1610

2.0 -16 Turbo

1985 ccm	129 kW	B202XL	04.85 - 12.91	ALT	AMP: 115	5 PK 1590
				ALT	FROM CHA-NO.: J1028861; AMP: 70,8	5 PK 1590
				ALT	FROM CHA-NO.: J2017105;J8001697; AMP: 70,8	5 PK 1590
				ALT	UNTIL CHA-NO.: J1028860; AMP: 70,8	5 PK 1610
				ALT	UNTIL CHA-NO.: J2017104;J8001696; AMP: 70,8	5 PK 1610

2.0 -16 Turbo CD

1985 ccm	136 kW	B202L	09.89 - 12.98	ALT	AMP: 115	5 PK 1590
				ALT	FROM CHA-NO.: J1028861; AMP: 70,8	5 PK 1590
				ALT	FROM CHA-NO.: J2017105;J8001697; AMP: 70,8	5 PK 1590
				ALT	FROM: 01.94; - AC	6 PK 2330
				ALT	FROM: 01.94; + AC	6 PK 2550
				ALT	FROM: 09.92; UNTIL CHA-NO.: J1028860; AMP: 70,8	5 PK 1610



SAAB

9000

2.0 -16 Turbo CD

1985 ccm	136 kW	B202L	09.89 - 12.98	ALT	FROM: 09.92; UNTIL: 12.93; AMP: 115	5 PK 1590
				ALT	FROM: 09.92; UNTIL: 12.93; FROM CHA-NO.: J1028861; AMP: 70,8	5 PK 1590
				ALT	FROM: 09.92; UNTIL: 12.93; FROM CHA-NO.: J2017105; J8001697; AMP: 70,8	5 PK 1590
				ALT	UNTIL CHA-NO.: J1028860; AMP: 70,8	5 PK 1610
				ALT	UNTIL CHA-NO.: J2017104; J8001696; AMP: 70,8	5 PK 1610

2.0 Carlsson

1985 ccm	143 kW	B204L	09.89 - 08.90	ALT	AMP: 115	5 PK 1590
				ALT	FROM CHA-NO.: J1028861; AMP: 70,8	5 PK 1590
				ALT	FROM CHA-NO.: J2017105; J8001697; AMP: 70,8	5 PK 1590
				ALT	UNTIL CHA-NO.: J1028860; AMP: 70,8	5 PK 1610
				ALT	UNTIL CHA-NO.: J2017104; J8001696; AMP: 70,8	5 PK 1610

2.0 T16

1985 ccm	150 kW		06.89 - 10.90	ALT	AMP: 115	5 PK 1590
				ALT	FROM CHA-NO.: J1028861; AMP: 70,8	5 PK 1590
				ALT	FROM CHA-NO.: J2017105; J8001697; AMP: 70,8	5 PK 1590
				ALT	UNTIL CHA-NO.: J1028860; AMP: 70,8	5 PK 1610
				ALT	UNTIL CHA-NO.: J2017104; J8001696; AMP: 70,8	5 PK 1610

2.3 -16 CD

2290 ccm	107 kW	B234I	08.89 - 12.98	ALT	- AC	6 PK 2330
				ALT	+ AC	6 PK 2550

2.3 -16 CDE

2290 ccm	108 kW	B234I	09.93 - 12.98	ALT	- AC	6 PK 2330
				ALT	+ AC	6 PK 2550

2.3

2290 ccm	110 kW	B234I	10.89 - 01.92	ALT	- AC	6 PK 2330
				ALT	+ AC	6 PK 2550

2.3 -16 CDE Eco-Power

2290 ccm	125 kW	B234E	09.93 - 12.98	ALT	- AC	6 PK 2330
				ALT	+ AC	6 PK 2550

2.3 -16 Turbo

2290 ccm	143 kW	B234L	09.90 - 08.93	ALT	- AC	6 PK 2330
				ALT	+ AC	6 PK 2550

2.3 -16 CD Turbo

2290 ccm	147 kW	B234L	07.90 - 12.98	ALT	MTR-CODE: B234T; - AC	6 PK 2330
				ALT	MTR-CODE: B234T; + AC	6 PK 2550

3.0 -24 V6 CD/CDE

2962 ccm	155 kW	B308I	07.94 - 12.98	ALT	- AC	6 PK 1890
				ALT	+ AC	6 PK 2228
				CAM	UNTIL: 08.98	ZRK 1022
				CAM	OE-NO.: 90530599	KT 1461

SEAT

ALHAMBRA (7V8, 7V9)

1.8 T 20V

1781 ccm	110 kW	AJH;AWC	10.97 - 03.10	ALT	FROM: 05.98; MTR-CODE: AJH; - AC	6 PK 1125
				ALT	FROM: 05.98; MTR-CODE: AJH; + AC	6 DPK 1195
				ALT	FROM: 05.98; MTR-CODE: AWC	6 DPK 1195
				CAM		ZRK 1220
				CAM	MTR-CODE: AJH	KT 1296
				CAM	MTR-CODE: AJH	KT 1301
				CAM	MTR-CODE: AWC	KT 1230
				CAM	MTR-CODE: AWC	KT 1231
				W-P; CAM	MTR-CODE: AJH; OPT	KT 1296 W1
				W-P; CAM	MTR-CODE: AJH; OPT	KT 1301 W1
				W-P; CAM	MTR-CODE: AWC	KT 1230 W1
				W-P; CAM	MTR-CODE: AWC; OPT	KT 1231 W1

2.0 i

1984 ccm	85 kW	ADY;ATM	04.96 - 03.10	PS	- AC	AVX 11,9 x 670
				PS	+ AC	AVX 11,5 x 755
				ALT	MTR-CODE: ADY;ADY;ATM; - AC; AU	6 PK 1035
				ALT	MTR-CODE: ADY;ADY;ATM; - AC; MAN	6 PK 894
				ALT	MTR-CODE: ADY;ADY;ATM; + AC	6 PK 1153
				ALT	MTR-CODE: ADY;ADY;ATM; MOD: Van; - AC; AU	6 PK 1035



SEAT

ALHAMBRA (7V8, 7V9)

2.0 i

1984 ccm	85 kW	ADY;ATM	04.96 - 03.10	ALT	MTR-CODE: ADY;ADY;ATM; MOD: Van; - AC; MAN	6 PK 894
				ALT	MTR-CODE: ADY;ADY;ATM; MOD: Van; + AC	6 PK 1153
				ALT	MTR-CODE: ADY;ATM;ATM	6 DPK 1195
				ALT	MTR-CODE: ADY;ATM;ATM; MOD: Van	6 DPK 1195
				CAM	MTR-CODE: ADY	ZRK 1315
				CAM	MTR-CODE: ATM	ZRK 1216
				CAM	MTR-CODE: ADY	KT 1258
				CAM	MTR-CODE: ATM	KT 1133

2.8 V6

2792 ccm	150 kW	AUE;AYL	06.00 - 03.10	ALT		6 DPK 1320
----------	--------	---------	---------------	-----	--	------------

2.8 V6 4motion

2792 ccm	150 kW	AUE;AYL	06.00 - 03.10	ALT		6 DPK 1320
----------	--------	---------	---------------	-----	--	------------

1.9 TDI

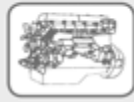
1896 ccm	66 kW	1Z;AHU;ANU	04.96 - 03.10	PS	- AC	AVX 11,5 x 730
				PS	+ AC	AVX 11,5 x 790
				ALT	FROM CHA-NO.: 7M-Y-509292; MTR-CODE: 1Z;AHU;1Z;AHU;ANU; - AC; AU	6 PK 1055
				ALT	FROM CHA-NO.: 7M-Y-509292; MTR-CODE: 1Z;AHU;1Z;AHU;ANU; MOD: Van; - AC; AU	6 PK 1055
				ALT	MTR-CODE: 1Z;AHU;1Z;AHU;ANU; - AC; MAN	6 PK 925
				ALT	MTR-CODE: 1Z;AHU;1Z;AHU;ANU; + AC	6 PK 1145
				ALT	MTR-CODE: 1Z;AHU;1Z;AHU;ANU; MOD: Van; - AC; MAN	6 PK 925
				ALT	MTR-CODE: 1Z;AHU;1Z;AHU;ANU; MOD: Van; + AC	6 PK 1145
				ALT	MTR-CODE: 1Z;AHU;ANU;ANU	6 DPK 1195
				ALT	MTR-CODE: 1Z;AHU;ANU;ANU; MOD: Van	6 DPK 1195
				ALT	UNTIL CHA-NO.: 7M-Y-509291; MTR-CODE: 1Z;AHU;1Z;AHU;ANU; - AC; AU	6 PK 1045
				ALT	UNTIL CHA-NO.: 7M-Y-509291; MTR-CODE: 1Z;AHU;1Z;AHU;ANU; MOD: Van; - AC; AU	6 PK 1045
				CAM	MTR-CODE: 1Z;AHU	ZRK 1304
				W-P; CAM	MTR-CODE: ANU	ZRK 1338
				CAM	MTR-CODE: 1Z;AHU	KT 1087
				W-P	FROM: 12.02; MTR-CODE: ANU	KT 1237
				W-P	UNTIL: 11.02; MTR-CODE: ANU	KT 1236
				W-P	UNTIL: 11.02; MTR-CODE: ANU	KT 1238
				W-P	FROM: 12.02; MTR-CODE: ANU	KT 1237 W3

1.9 TDI

1896 ccm	81 kW	AFN;AVG	08.96 - 06.00	PS		AVX 11,5 x 730
				PS	+ AC	AVX 11,5 x 790
				ALT	FROM: 09.97; FROM CHA-NO.: 7M-Y-509292; MTR-CODE: AFN; - AC; AU	6 PK 1055
				ALT	FROM: 09.97; FROM CHA-NO.: 7M-Y-509292; MTR-CODE: AFN; MOD: Van; - AC; AU	6 PK 1055
				ALT	FROM: 09.97; MTR-CODE: AFN; - AC; MAN	6 PK 925
				ALT	FROM: 09.97; MTR-CODE: AFN; + AC	6 PK 1145
				ALT	FROM: 09.97; MTR-CODE: AFN; MOD: Van; - AC; MAN	6 PK 925
				ALT	FROM: 09.97; MTR-CODE: AFN; MOD: Van; + AC	6 PK 1145
				ALT	FROM: 09.97; UNTIL CHA-NO.: 7M-Y-509291; MTR-CODE: AFN; - AC; AU	6 PK 1045
				ALT	FROM: 09.97; UNTIL CHA-NO.: 7M-Y-509291; MTR-CODE: AFN; MOD: Van; - AC; AU	6 PK 1045
				CAM		ZRK 1304
				CAM		KT 1087

1.9 TDI

1896 ccm	85 kW	AUY;BVK	06.00 - 03.10	ALT	MTR-CODE: AUY; MOD: Van	6 DPK 1195
				ALT	MTR-CODE: AUY;BVK	6 DPK 1195
				W-P	MTR-CODE: AUY;BVK	ZRK 1338
				W-P; CAM	MTR-CODE: AUY; FROM: 2003	KT 1237
				W-P; CAM	MTR-CODE: AUY; UNTIL: 2002	KT 1236
				W-P; CAM	MTR-CODE: AUY; UNTIL: 2002	KT 1238
				W-P; CAM	MTR-CODE: BVK	KT 1237
				W-P; CAM	MTR-CODE: AUY; FROM: 2003	KT 1237 W3
				W-P; CAM	MTR-CODE: BVK	KT 1237 W3
				W-P; CAM	UNTIL: 07.02	KT 1236 W1



SEAT

ALHAMBRA (7V8, 7V9)

1.9 TDI 4motion

1896 ccm	85 kW	AUY;BVK	06.00 - 03.10	ALT		6 DPK 1195
				ALT	FROM: 06.02; MOD: Van	6 DPK 1195
				W-P	MTR-CODE: AUY;BVK	ZRK 1338
				W-P; CAM	MTR-CODE: AUY; FROM: 2003	KT 1237
				W-P; CAM	MTR-CODE: BVK	KT 1237
				W-P; CAM	UNTIL: 2002	KT 1236
				W-P; CAM	UNTIL: 2002	KT 1238
				W-P; CAM	MTR-CODE: AUY; FROM: 2003	KT 1237 W3
				W-P; CAM	MTR-CODE: BVK	KT 1237 W3
				W-P; CAM	UNTIL: 07.02	KT 1236 W1

1.9 TDI

1896 ccm	96 kW	ASZ	11.02 - 11.08	ALT		6 DPK 1195
				ALT	MOD: Van	6 DPK 1195
				W-P; CAM		ZRK 1338
				W-P; CAM		KT 1237
				W-P; CAM		KT 1237 W2

1.9 Tdi 4x4

1896 ccm	96 kW	ASZ	06.05 - 11.08	W-P; CAM		ZRK 1338
				W-P; CAM		KT 1237
				W-P; CAM		KT 1237 W2

1.9 TDI

1896 ccm	110 kW	ARL;BTB	05.05 - 05.07	ALT		6 DPK 1195
				W-P; CAM		ZRK 1338
				W-P; CAM		KT 1237
				W-P; CAM		KT 1237 W2

2.0 TDI

1968 ccm	103 kW	BRT	11.05 - 03.10	ALT		6 DPK 1215
				W-P; CAM		ZRK 1338
				W-P; CAM		KT 1237
				W-P; CAM		KT 1237 W3

ALHAMBRA (710)

2.0 TSI

1984 ccm	147 kW	CCZA	11.10 -	W-P		ZRK 1585
----------	--------	------	---------	-----	--	----------

2.0 TDI

1968 ccm	85 kW	CFFE	05.11 -	CAM		ZRK 1572
----------	-------	------	---------	-----	--	----------

2.0 TDI

1968 ccm	100 kW	CFFA	06.10 -	CAM		ZRK 1572
----------	--------	------	---------	-----	--	----------

2.0 TDI

1968 ccm	103 kW	CFFB	06.10 -	CAM		ZRK 1572
----------	--------	------	---------	-----	--	----------

2.0 TDI Allrad

1968 ccm	103 kW	CFFB	05.11 -	CAM		ZRK 1572
----------	--------	------	---------	-----	--	----------

2.0 TDI

1968 ccm	125 kW	CFGB	06.10 -	CAM		ZRK 1572
----------	--------	------	---------	-----	--	----------

ALTEA (5P1)

1.2 TSI

1197 ccm	77 kW	CBZB	04.10 -	ALT	- AC	6 PK 1432
				ALT	+ AC	6 PK 1690

1.4 16V

1390 ccm	63 kW	BXW;CGGB	05.06 -	ALT	- AC	6 PK 737
				ALT	+ AC	6 PK 1100
				CAM		ZRK 1001
				CAM		KT 1209
				CAM		KT 1209 W1

1.4 TSI

1390 ccm	92 kW	CAXC	11.07 -	ALT		6 PK 1735
----------	-------	------	---------	-----	--	-----------

1.6

1595 ccm	75 kW	BGU;BSE;BSF;CCSA;CMXA	03.04 -	ALT	MTR-CODE: BGU;BSE;BSF; - AC	6 PK 900
				ALT	MTR-CODE: BGU;BSE;BSF; + AC	6 PK 1045
				CAM		ZRK 1216
				CAM		KT 1133

1.8 TFSI

1798 ccm	118 kW	BYT;BZB;CDA	01.07 -	ALT		6 PK 1115
				W-P		ZRK 1585



SEAT

ALTEA (5P1)

2.0 FSI

1984 ccm	110 kW	BLR;BLY;BVY;BVZ	05.04 -	ALT	- AC	6 PK 900
				ALT	+ AC	6 PK 1045
				CAM		ZRK 1443
				CAM		KT 1432
				W-P; CAM		KT 1516 W1

2.0 TFSI

1984 ccm	147 kW	BWA	04.06 -	ALT	- AC	6 PK 955
				ALT	+ AC	6 PK 1055
				W-P; CAM		ZRK 1443
				W-P; CAM		KT 1432
				W-P; CAM		KT 1432 W1

1.6 TDI

1598 ccm	66 kW	CAYB	11.10 -	CAM	MTR-CODE: CAYB;CAYC	ZRK 1572
----------	-------	------	---------	-----	---------------------	----------

1.6 TDI

1598 ccm	77 kW	CAYC	10.09 -	ALT	- AC	6 EPK 842
				ALT	+ AC	6 PK 1070
				CAM	MTR-CODE: CAYB;CAYC	ZRK 1572

1.9 TDI

1896 ccm	66 kW	BXF	08.09 -	ALT	- AC	6 PK 950
				ALT	+ AC	6 PK 1055
				CAM		ZRK 1338
				CAM		KT 1237
				CAM		KT 1237 W2

1.9 TDI

1896 ccm	77 kW	BJB;BKC;BLS;BXE	04.04 -	ALT	- AC	6 PK 950
				ALT	+ AC	6 PK 1055
				W-P; CAM		ZRK 1338
				W-P; CAM		KT 1237
				W-P; CAM		KT 1237 W2

2.0 TDI

1968 ccm	100 kW	AZV	03.04 -	ALT	- AC	6 PK 950
				ALT	+ AC	6 PK 1055
				W-P	MTR-CODE: AZV;BKD	ZRK 1468
				CAM; W-P	MTR-CODE: AZV;BKD; FROM CHA-NO.: 5P-7-032 501	KT 1512
				W-P	UNTIL CHA-NO.: 5P-7-032500; MTR-CODE: AZV;BKD	KT 1403
				W-P	UNTIL CHA-NO.: 5P-7-032500; MTR-CODE: AZV;BKD	KT 1403 W1
				W-P; CAM	FROM CHA-NO.: 5P-7-032 501	KT 1512 W1

2.0 TDI

1968 ccm	103 kW	BMM	11.05 -	ALT	- AC	6 PK 950
				ALT	+ AC	6 PK 1055
				W-P; CAM		ZRK 1338
				W-P; CAM		KT 1237
				W-P; CAM		KT 1237 W3

2.0 TDI 16V

1968 ccm	103 kW	BKD;CFHC	03.04 -	ALT	- AC	6 PK 950
				ALT	+ AC	6 PK 1055
				CAM	MTR-CODE: CFHC	ZRK 1572
				W-P	MTR-CODE: AZV;BKD	ZRK 1468
				CAM; W-P	MTR-CODE: AZV;BKD; FROM CHA-NO.: 5P-7-032 501	KT 1512
				W-P	UNTIL CHA-NO.: 5P-7-032 500; MTR-CODE: AZV;BKD	KT 1403
				W-P	UNTIL CHA-NO.: 5P-7-032500; MTR-CODE: AZV;BKD	KT 1403 W1
				W-P; CAM	MTR-CODE: BKD; FROM CHA-NO.: 5P-7-032 501	KT 1512 W1

2.0 TDI

1968 ccm	125 kW	BMN;CEGA	03.06 -	ALT	- AC	6 PK 950
				ALT	+ AC	6 PK 1055
				W-P; CAM	MTR-CODE: BMN	ZRK 1468
				W-P; CAM	MTR-CODE: CEGA	ZRK 1544
				CAM; W-P	MTR-CODE: BMN	KT 1512
				W-P; CAM	MTR-CODE: CEGA	KT 1420
				CAM	MTR-CODE: CEGA/F	KT 1420 W1
				W-P; CAM	MTR-CODE: BMN	KT 1512 W1



SEAT

ALTEA XL (5P5, 5P8)

1.2 TSI						
1197 ccm	77 kW	CBZB	04.10 -	ALT	- AC	6 PK 1432
				ALT	+ AC	6 PK 1690
1.4 16V						
1390 ccm	63 kW	BXW;CGGB	10.06 -	ALT	- AC	6 PK 737
				ALT	+ AC	6 PK 1100
				CAM		ZRK 1001
				CAM		KT 1209
				CAM		KT 1209 W1
1.4 TSI						
1390 ccm	92 kW	CAXC	11.07 -	ALT		6 PK 1735
1.6						
1595 ccm	75 kW	BSE;BSF;CCSA;CMXA	10.06 -	ALT	MTR-CODE: BSE;BSF;BSE;BSF;CCSA; - AC	6 PK 900
				ALT	MTR-CODE: BSE;BSF;BSE;BSF;CCSA; + AC	6 PK 1045
				ALT	MTR-CODE: CHGA; - AC	6 PK 900
				ALT	MTR-CODE: CHGA; + AC	6 PK 1045
				CAM		ZRK 1216
				CAM		KT 1133
1.6 Multifuel						
1595 ccm	75 kW	CCSA	10.06 -	CAM		ZRK 1216
				CAM		KT 1133
1.8 TFSI						
1798 ccm	118 kW	BYT;BZB;CDA	01.07 -	ALT		6 PK 1115
				W-P		ZRK 1585
2.0 FSI						
1984 ccm	110 kW	BVY;BVZ	10.06 -	ALT	- AC	6 PK 900
				ALT	+ AC	6 PK 1045
				CAM		ZRK 1443
				CAM		KT 1432
				W-P; CAM		KT 1516 W1
2.0 TFSI 4x4						
1984 ccm	147 kW	BWA	06.07 -	ALT	- AC	6 PK 955
				ALT	+ AC	6 PK 1055
				W-P; CAM		ZRK 1443
				W-P; CAM		KT 1432
				W-P; CAM		KT 1432 W1
2.0 TFSI 4x4						
1984 ccm	155 kW	CCZB	05.09 -	W-P		ZRK 1585
1.6 TDI						
1598 ccm	66 kW	CAYB	11.10 -	CAM	MTR-CODE: CAYB;CAYC	ZRK 1572
1.6 TDI						
1598 ccm	77 kW	CAYC	10.09 -	ALT	- AC	6 EPK 842
				ALT	+ AC	6 PK 1070
				CAM	MTR-CODE: CAYB;CAYC	ZRK 1572
1.9 TDI						
1896 ccm	66 kW	BXF	08.09 -	ALT	- AC	6 PK 950
				ALT	+ AC	6 PK 1055
				CAM		ZRK 1338
				CAM		KT 1237
				CAM		KT 1237 W2
1.9 TDI						
1896 ccm	77 kW	BKC;BLS;BXE	10.06 -	ALT	- AC	6 PK 950
				ALT	+ AC	6 PK 1055
				CAM	MTR-CODE: BJB;BKC	ZRK 1338
				CAM	MTR-CODE: BJB;BKC	KT 1237
				W-P; CAM	MTR-CODE: BJB;BKC	KT 1237 W2
2.0 TDI						
1968 ccm	100 kW	AZV	11.06 -	ALT	- AC	6 PK 950
				ALT	+ AC	6 PK 1055
				W-P	MTR-CODE: AZV;BKD	ZRK 1468
				W-P	UNTIL CHA-NO.: 5P-7-032500; MTR-CODE: AZV;BKD	KT 1403
				W-P	UNTIL CHA-NO.: 5P-7-032500; MTR-CODE: AZV;BKD	KT 1403 W1
2.0 TDI						
1968 ccm	103 kW	BMM	10.06 -	ALT	- AC	6 PK 950



SEAT

ALTEA XL (5P5, 5P8)

2.0 TDI

1968 ccm	103 kW	BMM	10.06 -	ALT	+ AC	6 PK 1055
				W-P; CAM		ZRK 1338
				W-P; CAM		KT 1237
				W-P; CAM		KT 1237 W3

2.0 TDI 4x4

1968 ccm	103 kW	BMM	06.07 -	ALT	- AC	6 PK 950
				ALT	+ AC	6 PK 1055
				W-P; CAM		ZRK 1338
				W-P; CAM		KT 1237
				W-P; CAM		KT 1237 W3

2.0 TDI 16V

1968 ccm	103 kW	BKD;CFHC	10.06 -	ALT	- AC	6 PK 950
				ALT	+ AC	6 PK 1055
				CAM	MTR-CODE: CFHC	ZRK 1572
				W-P	MTR-CODE: AZV;BKD	ZRK 1468
				CAM; W-P	MTR-CODE: AZV;BKD; FROM CHA-NO.: 5P-7-032 501	KT 1512
				W-P	UNTIL CHA-NO.: 5P-7-032 500; MTR-CODE: AZV;BKD	KT 1403
				W-P	UNTIL CHA-NO.: 5P-7-032500; MTR-CODE: AZV;BKD	KT 1403 W1
				W-P; CAM	MTR-CODE: BKD; FROM CHA-NO.: 5P-7-032 501	KT 1512 W1

2.0 TDI

1968 ccm	125 kW	BMN;CEGA	06.07 -	ALT	- AC	6 PK 950
				ALT	+ AC	6 PK 1055
				ALT	FROM: 05.09; MTR-CODE: CEGA; - AC	6 EPK 842
				ALT	FROM: 05.09; MTR-CODE: CEGA; + AC	6 PK 1070
				W-P; CAM		ZRK 1468
				CAM; W-P	MTR-CODE: BMN	KT 1512
				CAM	MTR-CODE: CEGA/F	KT 1420 W1
				W-P; CAM	MTR-CODE: BMN	KT 1512 W1

2.0 TDI 4x4

1968 ccm	125 kW	BMN;CEGA;CFJA	06.07 -	ALT	FROM: 05.08; MTR-CODE: BMN;BMN;CEGA; - AC	6 PK 950
				ALT	FROM: 05.08; MTR-CODE: BMN;BMN;CEGA; + AC	6 PK 1055
				ALT	FROM: 05.08; MTR-CODE: BMN;CEGA;CEGA; - AC	6 EPK 842
				ALT	FROM: 05.08; MTR-CODE: BMN;CEGA;CEGA; + AC	6 PK 1070
				ALT	MTR-CODE: BMN; - AC	6 PK 950
				ALT	MTR-CODE: BMN; + AC	6 PK 1055
				CAM; W-P	MTR-CODE: CFJA	ZRK 1572
				W-P; CAM		ZRK 1468
				CAM; W-P	MTR-CODE: BMN	KT 1512
				CAM	MTR-CODE: CEGA/F	KT 1420 W1
				W-P; CAM	MTR-CODE: BMN	KT 1512 W1

AROSA (6H)

1.0

997 ccm	37 kW	AHT	10.98 - 02.00	ALT	- AC; - PS	5 PK 1219
				ALT	+ AC; + PS	6 PK 1880
				ALT	+ PS; - AC	6 PK 1520

1.0

999 ccm	37 kW	AER;ALD;ALL;ANV;AUC	05.97 - 06.04	ALT	- AC; - PS	6 PK 750
				ALT	+ AC; + PS	6 PK 1125
				ALT	+ PS; - AC	6 PK 1070
				CAM		ZRK 1288
				CAM	FROM CHA-NO.: 6H-Y-014001; MTR-CODE: ALD;ANV;AUC	KT 1285
				CAM	MTR-CODE: AER;ALL	KT 1034
				CAM	UNTIL CHA-NO.: 6H-Y-014000; MTR-CODE: ALD;ANV;AUC	KT 1034
				W-P; CAM	FROM CHA-NO.: 6H-Y-014001; MTR-CODE: ALD;ANV;AUC	KT 1285 W1
				W-P; CAM	MTR-CODE: AER;ALL	KT 1034 W3
				W-P; CAM	UNTIL CHA-NO.: 6H-Y-014000; MTR-CODE: ALD;ANV;AUC	KT 1034 W3

1.4

1390 ccm	44 kW	AEX;AKK;AKV;ANW;APQ;AUD	05.97 - 06.04	ALT	- AC; - PS	6 PK 750
----------	-------	-------------------------	---------------	-----	------------	----------



SEAT

AROSA (6H)

1.4

1390 ccm	44 kW	AEX;AKK;AKV;ANW;APQ;AUD	05.97 - 06.04	ALT	+ AC; + PS	6 PK 1125
				ALT	+ PS; - AC	6 PK 1070
				CAM		ZRK 1288
				CAM	FROM CHA-NO.: 6H-Y-014001; MTR-CODE: AKK;ANW;AUD	KT 1285
				CAM	MTR-CODE: AEX;APQ;AKV	KT 1034
				CAM	UNTIL CHA-NO.: 6H-Y-014000; MTR-CODE: AKK;ANW;AUD	KT 1034
				W-P; CAM	FROM CHA-NO.: 6H-Y-014001; MTR-CODE: AKK;ANW;AUD	KT 1285 W1
				W-P; CAM	MTR-CODE: AEX;AKV;APQ	KT 1034 W2
				W-P; CAM	UNTIL CHA-NO.: 6H-Y-014000; MTR-CODE: AKK;ANW;AUD	KT 1034 W3

1.4 16V

1390 ccm	74 kW	AFK;AQQ;AUB	01.00 - 06.04	ALT	- AC	6 PK 1070
				ALT	+ AC	6 PK 1125
				CAM		ZRK 1001
				CAM		KT 1209
				CAM	MTR-CODE: AQQ	KT 1464
				CAM		KT 1209 W1

1.4 TDI

1422 ccm	55 kW	AMF	01.00 - 06.04	ALT	- AC	6 PK 1125
				ALT	+ AC	6 DPK 1188
				W-P; CAM		ZRK 1338
				W-P	UNTIL CHA-NO.: 6H-2-023000; FROM MTR-NO: 011495	KT 1236
				W-P	UNTIL CHA-NO.: 6H-2-023000; FROM MTR-NO: 011495	KT 1238
				W-P; CAM	FROM CHA-NO.: 6H-2-023001	KT 1237
				W-P; CAM	UNTIL MTR-NO: 011494	KT 1235
				W-P; CAM	UNTIL MTR-NO: 011494	KT 1248
				W-P; CAM	FROM CHA-NO.: 6H-2-023001	KT 1237 W5

1.7 SDI

1716 ccm	44 kW	AKU	08.97 - 06.04	PS		AVX 11,5 x 790
				ALT		5 PK 1219
				CAM		ZRK 1339
				CAM		KT 1326

CORDOBA (6K1, 6K2)

1.0 i

999 ccm	37 kW	AER	09.96 - 06.99	ALT	FROM: 07.97; - AC; - PS	6 PK 750
				ALT	FROM: 07.97; + AC; + PS	6 PK 1185
				ALT	FROM: 07.97; + PS; - AC	6 PK 1070
				CAM		ZRK 1288
				CAM		KT 1034
				W-P; CAM		KT 1034 W3

1.4 i

1390 ccm	44 kW	ABD;AEX;AKV;APQ	06.94 - 06.99	ALT	FROM: 01.97; MTR-CODE: AEX;APQ; + AC	6 PK 1185
				ALT	FROM: 09.95; MTR-CODE: AEX;APQ; - AC; - PS	6 PK 750
				ALT	FROM: 09.95; MTR-CODE: AEX;APQ; + PS; - AC	6 PK 1070
				ALT	FROM: 09.95; UNTIL: 12.96; MTR-CODE: AEX;APQ; + AC	6 PK 1125
				ALT	FROM: 12.97; MTR-CODE: AKV; - AC; - PS	6 PK 750
				ALT	FROM: 12.97; MTR-CODE: AKV; + AC	6 PK 1185
				ALT	FROM: 12.97; MTR-CODE: AKV; + PS; - AC	6 PK 1070
				ALT	MTR-CODE: ABD; - AC; - PS	6 PK 737
				ALT	MTR-CODE: ABD; + AC	6 PK 1185
				ALT	MTR-CODE: ABD; + PS; - AC	6 PK 1100
				CAM	MTR-CODE: ABD	ZRK 1012
				CAM	MTR-CODE: AEX;ANX;APQ	ZRK 1288
				CAM	MTR-CODE: AEX;ANX;APQ	KT 1034
				CAM	MTR-CODE: AEX, ANX, APQ	KT 1034 W1
				W-P; CAM	MTR-CODE: ABD	KT 3000 W1
				W-P; CAM	MTR-CODE: AEX;AKV;ANX;APQ	KT 1034 W2

1.3

1272 ccm	40 kW	2G;AAV	02.93 - 08.94	CAM		ZRK 1012
----------	-------	--------	---------------	-----	--	----------

1.4 i 16V

1390 ccm	74 kW	AFH	09.96 - 06.99	ALT	FROM: 06.97; - AC; - PS	6 PK 750
----------	-------	-----	---------------	-----	-------------------------	----------



SEAT

CORDOBA (6K1, 6K2)

1.4 i 16V

1390 ccm	74 kW	AFH	09.96 - 06.99	ALT	FROM: 06.97; + AC; + PS	6 PK 1185
				ALT	FROM: 06.97; + PS; - AC	6 PK 1070
				CAM		ZRK 1219

1.4

1390 ccm	40 kW	ANX	12.97 - 04.99	ALT	- AC; - PS	6 PK 750
				ALT	+ AC	6 PK 1185
				ALT	+ PS; - AC	6 PK 1070

1.6 i

1595 ccm	55 kW	1F	05.94 - 06.99	ALT	FROM: 09.94; - AC	6 PK 894
				ALT	FROM: 09.94; + AC	6 PK 1153
				AUX-FAN	FROM: 09.94; UNTIL CHA-NO.: 6K-V-108280; + AC	2 PJ 860
				CAM		ZRK 1056
				CAM		KT 1001

1.6 i

1598 ccm	55 kW	ABU;AEE;ALM	02.93 - 06.99	AC-C; PS	MTR-CODE: 1F	AVX 11,5 x 755
				PS	MTR-CODE: 1F	AVX 11,5 x 685
				ALT	+ AC; + PS	6 PK 1185
				ALT	MTR-CODE: ABU; - AC; - PS	6 PK 737
				ALT	MTR-CODE: ABU; + PS; - AC	6 PK 1100
				ALT	MTR-CODE: AEE;ALM; - AC; - PS	6 PK 750
				ALT	MTR-CODE: AEE;ALM; + PS; - AC	6 PK 1070
				AUX-FAN	MTR-CODE: ABU; + AC	2 PJ 860
				CAM	MTR-CODE: ABU	ZRK 1215
				CAM	MTR-CODE: AEE;ALM	ZRK 1289
				CAM	MTR-CODE: AEE;ALM	KT 1032
				CAM	MTR-CODE: AEE, ALM	KT 1032 W1
				W-P; CAM	MTR-CODE: AEE;ALM	KT 1032 W2

1.6 i

1595 ccm	74 kW	AFT;AKL	07.96 - 10.99	PS	- AC	AVX 11,5 x 685
				PS	+ AC	AVX 11,5 x 755
				ALT	MTR-CODE: AEH;AFT;AKL;APF;AUR;AEH;AKL;APF;AUR; - AC	6 PK 1125
				ALT	MTR-CODE: AEH;AFT;AKL;APF;AUR;AEH;AKL;APF;AUR; + AC	6 DPK 1195
				ALT	MTR-CODE: AEH;AFT;AKL;APF;AUR;AFT; - AC	6 PK 894
				ALT	MTR-CODE: AEH;AFT;AKL;APF;AUR;AFT; + AC	6 PK 1153
				ALT	MTR-CODE: AEH;AFT;AKL;AUR;AEH;AKL;AUR; - AC	6 PK 1125
				ALT	MTR-CODE: AEH;AFT;AKL;AUR;AEH;AKL;AUR; + AC	6 DPK 1195
				ALT	MTR-CODE: AEH;AFT;AKL;AUR;AFT; - AC	6 PK 894
				ALT	MTR-CODE: AEH;AFT;AKL;AUR;AFT; + AC	6 PK 1153
				CAM		ZRK 1237
				CAM		KT 1288

1.8 i

1781 ccm	66 kW	ABS;ACC;ADZ	02.93 - 06.99	PS	- AC	AVX 11,5 x 685
				PS	+ AC	AVX 11,5 x 755
				ALT	FROM: 10.93; - AC	6 PK 894
				ALT	FROM: 10.93; + AC	6 PK 1153
				AUX-FAN	FROM: 10.93; UNTIL CHA-NO.: 6K-V-108280; + AC	2 PJ 860
				CAM		ZRK 1056
				CAM		KT 1001

1.8 i 16V

1781 ccm	95 kW	ADL	10.93 - 08.96	PS	- AC	AVX 11,5 x 685
				PS	+ AC	AVX 11,5 x 755
				ALT	FROM: 02.94; - AC	6 PK 975
				ALT	FROM: 02.94; + AC	6 PK 1153
				CAM		ZRK 1232
				CAM		KT 1382

2.0 i

1984 ccm	85 kW	2E;AGG	02.93 - 06.99	PS	FROM: 01.94; - AC	AVX 11,5 x 685
				PS	FROM: 01.94; + AC	AVX 11,5 x 755
				ALT	FROM: 10.93; - AC	6 PK 894
				ALT	FROM: 10.93; + AC	6 PK 1153
				AUX-FAN	FROM: 10.93; + AC	2 PJ 860
				CAM		ZRK 1315
				CAM		KT 1258



SEAT

CORDOBA (6K1, 6K2)

2.0 i 16V

1984 ccm	110 kW	ABF	08.96 - 06.99	PS		AVX 11,5 x 685
				PS	+ AC	AVX 11,5 x 730
				ALT	FROM: 06.97; - AC	6 PK 1035
				ALT	FROM: 06.97; + AC	6 PK 1153
				AUX-FAN	FROM: 06.97; + AC	2 PJ 860
				CAM		ZRK 1222
				CAM		KT 1381

1.7 SDI

1716 ccm	44 kW	AKU	07.97 - 06.99	PS	FROM: 07.97; - AC	AVX 11,5 x 730
				PS	FROM: 07.97; + AC	AVX 11,5 x 790

1.9 D

1896 ccm	47 kW	1Y	01.96 - 08.96	PS		AVX 11,5 x 755
				PS	+ AC	AVX 11,5 x 790
				ALT	- AC; AU	6 PK 1045
				ALT	- AC; MAN	6 PK 925
				ALT	+ AC	6 PK 1145
				AUX-FAN	UNTIL CHA-NO.: 6K-V-108280; + AC	2 PJ 860
				CAM		ZRK 1290
				CAM		KT 1021

1.9 SDI

1896 ccm	47 kW	AEY	08.96 - 06.99	PS	- AC	AVX 11,5 x 730
				PS	+ AC	AVX 11,5 x 790
				ALT	- AC; AU	6 PK 1045
				ALT	- AC; MAN	6 PK 925
				ALT	+ AC	6 PK 1145
				AUX-FAN	UNTIL CHA-NO.: 6K-V-108280; + AC	2 PJ 860
				CAM		ZRK 1304
				CAM		KT 1087

1.9 D

1896 ccm	50 kW	1Y	02.93 - 08.96	PS	- AC	AVX 11,5 x 730
				PS	+ AC	AVX 11,5 x 790
				ALT	FROM: 10.93; - AC; AU	6 PK 1045
				ALT	FROM: 10.93; - AC; MAN	6 PK 925
				ALT	FROM: 10.93; + AC	6 PK 1145
				AUX-FAN	FROM: 10.93; UNTIL CHA-NO.: 6K-V-108280; + AC	2 PJ 860
				CAM		ZRK 1290
				CAM		KT 1021

1.9 TD

1896 ccm	55 kW	AAZ	02.93 - 08.96	PS	- AC	AVX 11,5 x 730
				PS	+ AC	AVX 11,5 x 790
				ALT	- AC; AU	6 PK 1045
				ALT	- AC; MAN	6 PK 925
				ALT	+ AC	6 PK 1145
				AUX-FAN	UNTIL CHA-NO.: 6K-V-108280	2 PJ 860
				CAM		ZRK 1290
				CAM	FROM MTR-NO: 552766	KT 1021
				CAM	UNTIL MTR-NO: 552765	KT 1004

1.9 TDI

1896 ccm	66 kW	1Z;AHU	08.96 - 06.99	PS	- AC	AVX 11,5 x 730
				PS	+ AC	AVX 11,5 x 790
				ALT	MTR-CODE: 1Z;AHU; - AC; AU	6 PK 1045
				ALT	MTR-CODE: 1Z;AHU; - AC; MAN	6 PK 925
				ALT	MTR-CODE: 1Z;AHU; + AC	6 PK 1145
				ALT	MTR-CODE: AGR;ALH; - AC	6 PK 906
				ALT	MTR-CODE: AGR;ALH; + AC	6 PK 1660
				AUX-FAN	UNTIL CHA-NO.: 6K-V-108280; MTR-CODE: 1Z;AHU; + AC	2 PJ 860
				CAM		ZRK 1290
				CAM		KT 1358

1.9 TDI

1896 ccm	81 kW	AFN	03.97 - 06.99	PS	- AC	AVX 11,5 x 730
				PS	+ AC	AVX 11,5 x 790
				ALT	FROM: 09.97; - AC; AU	6 PK 1045
				ALT	FROM: 09.97; - AC; MAN	6 PK 925
				ALT	FROM: 09.97; + AC	6 PK 1145
				ALT	FROM: 09.97; MTR-CODE: ASV; - AC	6 PK 906



SEAT

CORDOBA (6K1, 6K2)

1.9 TDI

1896 ccm	81 kW	AFN	03.97 - 06.99	ALT	FROM: 09.97; MTR-CODE: ASV; + AC	6 PK 1660
				AUX-FAN	FROM: 09.97; UNTIL CHA-NO.: 6K-V-108280; + AC	2 PJ 860
				CAM		ZRK 1290
				CAM		KT 1358

CORDOBA Vario (6K5)

1.4 i

1390 ccm	44 kW	AEX;AKV;APQ	09.96 - 06.99	ALT	FROM: 05.97; MTR-CODE: AEX;APQ; - AC; - PS	6 PK 750
				ALT	FROM: 05.97; MTR-CODE: AEX;APQ; + AC	6 PK 1185
				ALT	FROM: 05.97; MTR-CODE: AEX;APQ; + PS; - AC	6 PK 1070
				ALT	FROM: 12.97; MTR-CODE: AKV; - AC; - PS	6 PK 750
				ALT	FROM: 12.97; MTR-CODE: AKV; + AC	6 PK 1185
				ALT	FROM: 12.97; MTR-CODE: AKV; + PS; - AC	6 PK 1070
				CAM		ZRK 1288
				CAM		KT 1034
				CAM		KT 1034 W1
				W-P; CAM		KT 1034 W2

1.6 i

1595 ccm	55 kW	1F	05.97 - 06.99	ALT	- AC	6 PK 894
				ALT	+ AC	6 PK 1153
				AUX-FAN	UNTIL CHA-NO.: 6K-V-108280; + AC	2 PJ 860
				CAM		ZRK 1056
				CAM		KT 1001

1.6 i

1598 ccm	55 kW	AEE;ALM	09.96 - 06.99	PS		AVX 11,5 x 685
				PS	+ AC	AVX 11,5 x 755
				ALT	FROM: 05.97; - AC; - PS	6 PK 750
				ALT	FROM: 05.97; + AC; + PS	6 PK 1185
				ALT	FROM: 05.97; + PS; - AC	6 PK 1070
				CAM	MTR-CODE: AEE;ALM	ZRK 1289
				CAM	MTR-CODE: AEE;ALM	KT 1032
				CAM	MTR-CODE: AEE, ALM	KT 1032 W1
				W-P; CAM		KT 1032 W2

1.6 i

1595 ccm	74 kW	AFT	09.96 - 06.99	PS		AVX 11,5 x 685
				PS	+ AC	AVX 11,5 x 755
				ALT	FROM: 05.97; - AC	6 PK 894
				ALT	FROM: 05.97; + AC	6 PK 1153
				ALT	FROM: 05.97; MTR-CODE: AEH;APF;AUR; - AC	6 PK 1125
				ALT	FROM: 05.97; MTR-CODE: AEH;APF;AUR; + AC	6 DPK 1195
				CAM		ZRK 1237
				CAM		KT 1288

1.7 SDI

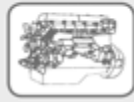
1716 ccm	44 kW	AKU	07.97 - 06.99	PS	- AC	AVX 11,5 x 730
				PS	+ AC	AVX 11,5 x 790

1.9 SDI

1896 ccm	47 kW	AEY	09.96 - 06.99	PS		AVX 11,5 x 755
				PS	+ AC	AVX 11,5 x 790
				ALT	FROM: 05.97; - AC; AU	6 PK 1045
				ALT	FROM: 05.97; - AC; MAN	6 PK 925
				ALT	FROM: 05.97; + AC	6 PK 1145
				AUX-FAN	FROM: 05.97; UNTIL CHA-NO.: 6K-V-108280; + AC	2 PJ 860
				CAM		ZRK 1304
				CAM		KT 1087

1.9 TDI

1896 ccm	66 kW	1Z;AHU	08.96 - 06.99	PS		AVX 11,5 x 730
				PS	+ AC	AVX 11,5 x 790
				ALT	FROM: 05.97; MTR-CODE: AGR;ALH; - AC	6 PK 906
				ALT	FROM: 05.97; MTR-CODE: AGR;ALH; + AC	6 PK 1660
				ALT	FROM: 05.97; MTR-CODE: AHU; - AC; AU	6 PK 1045
				ALT	FROM: 05.97; MTR-CODE: AHU; - AC; MAN	6 PK 925
				ALT	FROM: 05.97; MTR-CODE: AHU; + AC	6 PK 1145
				AUX-FAN	FROM: 05.97; UNTIL CHA-NO.: 6K-V-108280; MTR-CODE: AHU; + AC	2 PJ 860
				CAM		ZRK 1290
				CAM		KT 1358



SEAT

CORDOBA Vario (6K5)

1.9 TDI						
1896 ccm	81 kW	AFN	07.97 - 06.99	PS		AVX 11,5 x 730
				PS	+ AC	AVX 11,5 x 790
				ALT	- AC; AU	6 PK 1045
				ALT	- AC; MAN	6 PK 925
				ALT	+ AC	6 PK 1145
				ALT	MTR-CODE: ASV; - AC	6 PK 906
				ALT	MTR-CODE: ASV; + AC	6 PK 1660
				AUX-FAN	UNTIL CHA-NO.: 6K-V-108280; + AC	2 PJ 860
				CAM		ZRK 1290
				CAM		KT 1358

CORDOBA (6K2)

1.0						
999 ccm	37 kW	ALD;ANV;AUC	06.99 - 10.02	CAM		ZRK 1288
				CAM	FROM MTR-NO: 037798; MTR-CODE: ALD	KT 1285
				CAM	MTR-CODE: ANV	KT 1034
				CAM	MTR-CODE: AUC	KT 1285
				CAM	UNTIL MTR-NO: 037797; MTR-CODE: ALD	KT 1034

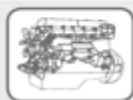
1.4						
1390 ccm	44 kW	AKK;ANW;AUD	06.99 - 10.02	ALT	MTR-CODE: AKK; - AC; - PS	6 PK 750
				ALT	MTR-CODE: AKK; + AC	6 PK 1185
				ALT	MTR-CODE: AKK; + PS; - AC	6 PK 1070
				ALT	MTR-CODE: ANW; - AC; - PS	6 PK 750
				ALT	MTR-CODE: ANW; + AC	6 PK 1185
				ALT	MTR-CODE: ANW; + PS; - AC	6 PK 1070
				ALT	MTR-CODE: ANW;AUD; - AC; - PS	6 PK 750
				ALT	MTR-CODE: ANW;AUD; + AC	6 PK 1185
				ALT	MTR-CODE: ANW;AUD; + PS; - AC	6 PK 1070
				CAM		ZRK 1288
				CAM	FROM MTR-NO: 127807; MTR-CODE: AKK	KT 1285
				CAM	MTR-CODE: ANW;AUD	KT 1285
				CAM	UNTIL MTR-NO: 127806; MTR-CODE: AKK	KT 1034
				W-P; CAM	FROM MTR-NO: 128807; MTR-CODE: AKK	KT 1285 W1
				W-P; CAM	MTR-CODE: ANW;AUD	KT 1285 W1
				W-P; CAM	UNTIL MTR-NO: 127806; MTR-CODE: AKK	KT 1034 W3

1.4 16V						
1390 ccm	55 kW	APE;AUA	05.00 - 10.02	ALT	- AC; - PS	6 PK 750
				ALT	+ AC; + PS	6 PK 1185
				ALT	+ PS; - AC	6 PK 1070
				CAM		ZRK 1001
				CAM		KT 1209
				CAM	MTR-CODE: APE	KT 1464
				CAM		KT 1209 W1

1.4 16V						
1390 ccm	74 kW	AQQ;AUB	02.00 - 10.02	ALT	FROM: 07.00; + AC; + PS	6 PK 1185
				ALT	FROM: 07.00; + PS; - AC	6 PK 1070
				CAM		ZRK 1001
				CAM		KT 1209
				CAM	MTR-CODE: AQQ	KT 1464
				CAM		KT 1209 W1

1.6						
1598 ccm	55 kW	ALM	06.99 - 10.02	ALT	- AC; - PS	6 PK 750
				ALT	+ AC; + PS	6 PK 1185
				ALT	+ PS; - AC	6 PK 1070
				CAM		ZRK 1289
				CAM		KT 1032
				CAM		KT 1032 W1
				W-P; CAM		KT 1032 W2

1.6						
1595 ccm	74 kW	AEH;AKL;APF;AUR	06.99 - 10.02	AC-C; PS		AVX 11,5 x 755
				PS		AVX 11,5 x 755
				ALT	MTR-CODE: AEH;AKL;AUR; - AC	6 PK 1125
				ALT	MTR-CODE: AEH;AKL;AUR; + AC	6 DPK 1195
				ALT	MTR-CODE: AFT; - AC	6 PK 894
				ALT	MTR-CODE: AFT; + AC	6 PK 1153
				CAM		ZRK 1216
				CAM		KT 1133



SEAT

CORDOBA (6K2)

1.6						
1595 ccm	74 kW	AEH;AKL;APF;AUR	06.99 - 10.02	W-P; CAM		KT 1133 W2
1.8 T 20V Cupra						
1781 ccm	115 kW	AQX;AYP	07.00 - 10.02	ALT	MTR-CODE: AQX; - AC	6 PK 1125
				ALT	MTR-CODE: AQX; + AC	6 DPK 1195
				ALT	MTR-CODE: AYP; - AC	6 PK 1125
				ALT	MTR-CODE: AYP; + AC	6 DPK 1195
				CAM		ZRK 1220
				CAM		KT 1230
				CAM		KT 1231
				W-P; CAM		KT 1230 W1
				W-P; CAM	OPT	KT 1231 W1
1.9 SDI						
1896 ccm	50 kW	AGP;AQM	06.99 - 10.02	ALT	- AC	6 PK 906
				ALT	+ AC	6 PK 1660
				CAM	FROM MTR-NO: 045001; MTR-CODE: AQM	ZRK 1423
				CAM	FROM MTR-NO: 595001; MTR-CODE: AGP	ZRK 1423
				CAM	UNTIL MTR-NO: 045000; MTR-CODE: AQM	ZRK 1305
				CAM	UNTIL MTR-NO: 595000; MTR-CODE: AGP	ZRK 1305
				CAM	FROM MTR-NO: 045001; MTR-CODE: AQM	KT 1322
				CAM	FROM MTR-NO: 595001; MTR-CODE: AGP	KT 1322
				CAM	UNTIL MTR-NO: 004131; MTR-CODE: AQM	KT 1226
				CAM	UNTIL MTR-NO: 229902; MTR-CODE: AGP	KT 1226
				W-P; CAM	FROM MTR-NO: 045001; MTR-CODE: AQM	KT 1322 W1
				W-P; CAM	FROM MTR-NO: 595001; MTR-CODE: AGP	KT 1322 W1
				W-P; CAM	UNTIL MTR-NO: 004132; MTR-CODE: AQM	KT 1341 W1
				W-P; CAM	UNTIL MTR-NO: 229902; MTR-CODE: AGP	KT 1341 W1
1.9 TDI						
1896 ccm	66 kW	AGR;AHU;ALH	06.99 - 10.02	PS	- AC	AVX 11,5 x 730
				PS	+ AC	AVX 11,5 x 790
				ALT	MTR-CODE: 1Z;AHU; - AC; AU	6 PK 1045
				ALT	MTR-CODE: 1Z;AHU; - AC; MAN	6 PK 925
				ALT	MTR-CODE: 1Z;AHU; + AC	6 PK 1145
				ALT	MTR-CODE: ALH; - AC	6 PK 906
				ALT	MTR-CODE: ALH; + AC	6 PK 1660
				AUX-FAN	UNTIL CHA-NO.: 6K-V-108280; MTR-CODE: 1Z;AHU; + AC	2 PJ 860
				CAM	FROM MTR-NO: 500001; MTR-CODE: ALH	ZRK 1423
				CAM	FROM MTR-NO: 565001; MTR-CODE: AGR	ZRK 1423
				CAM	UNTIL MTR-NO: 500000; MTR-CODE: ALH	ZRK 1305
				CAM	UNTIL MTR-NO: 565000; MTR-CODE: AGR	ZRK 1305
				CAM	FROM MTR-NO: 500001; MTR-CODE: ALH	KT 1322
				CAM	FROM MTR-NO: 565001; MTR-CODE: AGR	KT 1322
				CAM	FROM MTR-NO: 500001; MTR-CODE: ALH	KT 1322 W1
				CAM	FROM MTR-NO: 565001; MTR-CODE: AGR	KT 1322 W1
1.9 TDI						
1896 ccm	81 kW	ASK;ASV	06.99 - 10.02	PS	- AC	AVX 11,5 x 730
				PS	+ AC	AVX 11,5 x 790
				ALT	MTR-CODE: AFN; - AC; AU	6 PK 1045
				ALT	MTR-CODE: AFN; - AC; MAN	6 PK 925
				ALT	MTR-CODE: AFN; + AC	6 PK 1145
				ALT	MTR-CODE: ASV; - AC	6 PK 906
				ALT	MTR-CODE: ASV; + AC	6 PK 1660
				AUX-FAN	UNTIL CHA-NO.: 6K-V-108280; MTR-CODE: AFN; + AC	2 PJ 860
				CAM	FROM MTR-NO: 150001; MTR-CODE: ASV	ZRK 1423
				CAM	UNTIL MTR-NO: 150000; MTR-CODE: ASV	ZRK 1305
				CAM	FROM MTR-NO: 150001; MTR-CODE: ASV	KT 1322
				CAM	FROM MTR-NO: 150001; MTR-CODE: ASV	KT 1322 W1

CORDOBA Vario (6K5)

1.4						
1390 ccm	44 kW	AKK;ANW;AUD	06.99 - 12.02	ALT	MTR-CODE: AKK; - AC; - PS	6 PK 750
				ALT	MTR-CODE: AKK; + AC	6 PK 1185
				ALT	MTR-CODE: AKK; + PS; - AC	6 PK 1070
				ALT	MTR-CODE: ANW;AUD; - AC; - PS	6 PK 750
				ALT	MTR-CODE: ANW;AUD; + AC	6 PK 1185
				ALT	MTR-CODE: ANW;AUD; + PS; - AC	6 PK 1070



SEAT

CORDOBA Vario (6K5)

1.4

1390 ccm	44 kW	AKK;ANW;AUD	06.99 - 12.02	CAM		ZRK 1288
				CAM	FROM MTR-NO: 127807; MTR-CODE: AKK	KT 1285
				CAM	MTR-CODE: ANW;AUD	KT 1285
				CAM	UNTIL MTR-NO: 127806; MTR-CODE: AKK	KT 1034
				W-P; CAM	FROM MTR-NO: 128807; MTR-CODE: AKK	KT 1285 W1
				W-P; CAM	MTR-CODE: ANW;AUD	KT 1285 W1
				W-P; CAM	UNTIL MTR-NO: 127806; MTR-CODE: AKK	KT 1034 W3

1.4 16V

1390 ccm	55 kW	APE;AUA	06.99 - 12.02	ALT	- AC; - PS	6 PK 750
				ALT	+ AC; + PS	6 PK 1185
				ALT	+ PS; - AC	6 PK 1070
				CAM		ZRK 1001
				CAM		KT 1209
				CAM	MTR-CODE: APE	KT 1464
				CAM		KT 1209 W1

1.6

1598 ccm	55 kW	ALM	06.99 - 12.02	ALT	- AC; - PS	6 PK 750
				ALT	+ AC; + PS	6 PK 1185
				ALT	+ PS; - AC	6 PK 1070
				CAM		ZRK 1289
				CAM		KT 1032
				CAM		KT 1032 W1
				W-P; CAM		KT 1032 W2

1.6

1595 ccm	74 kW	AEH;AKL;APF;AUR	06.99 - 12.02	ALT	MTR-CODE: AEH;APF;AUR; - AC	6 PK 1125
				ALT	MTR-CODE: AEH;APF;AUR; + AC	6 DPK 1195
				ALT	MTR-CODE: AFT; - AC	6 PK 894
				ALT	MTR-CODE: AFT; + AC	6 PK 1153
				CAM		ZRK 1216
				CAM		KT 1133
				W-P; CAM		KT 1133 W2

1.9 SDI

1896 ccm	50 kW	AGP;AQM	06.99 - 12.02	ALT	- AC	6 PK 906
				ALT	+ AC	6 PK 1660
				CAM	FROM MTR-NO: 045001; MTR-CODE: AQM	ZRK 1423
				CAM	FROM MTR-NO: 595001; MTR-CODE: AGP	ZRK 1423
				CAM	UNTIL MTR-NO: 045000; MTR-CODE: AQM	ZRK 1305
				CAM	UNTIL MTR-NO: 595000; MTR-CODE: AGP	ZRK 1305
				CAM	FROM MTR-NO: 045001; MTR-CODE: AQM	KT 1322
				CAM	FROM MTR-NO: 595001; MTR-CODE: AGP	KT 1322
				CAM	UNTIL MTR-NO: 004131; MTR-CODE: AQM	KT 1226
				CAM	UNTIL MTR-NO: 229902; MTR-CODE: AGP	KT 1226
				W-P; CAM	FROM MTR-NO: 045001; MTR-CODE: AQM	KT 1322 W1
				W-P; CAM	FROM MTR-NO: 595001; MTR-CODE: AGP	KT 1322 W1

1.9 TDI

1896 ccm	66 kW	AGR;ALH	06.99 - 12.02	ALT	MTR-CODE: AGR;ALH; - AC	6 PK 906
				ALT	MTR-CODE: AGR;ALH; + AC	6 PK 1660
				ALT	MTR-CODE: AHU; - AC; AU	6 PK 1045
				ALT	MTR-CODE: AHU; - AC; MAN	6 PK 925
				ALT	MTR-CODE: AHU; + AC	6 PK 1145
				AUX-FAN	UNTIL CHA-NO.: 6K-V-108280; MTR-CODE: AHU; + AC	2 PJ 860
				CAM	FROM MTR-NO: 500001; MTR-CODE: ALH	ZRK 1423
				CAM	FROM MTR-NO: 565001; MTR-CODE: AGR	ZRK 1423
				CAM	UNTIL MTR-NO: 500000; MTR-CODE: ALH	ZRK 1305
				CAM	UNTIL MTR-NO: 565000; MTR-CODE: AGR	ZRK 1305
				CAM	FROM MTR-NO: 500001; MTR-CODE: ALH	KT 1322
				CAM	FROM MTR-NO: 565001; MTR-CODE: AGR	KT 1322
				CAM	FROM MTR-NO: 500001; MTR-CODE: ALH	KT 1322 W1
				CAM	FROM MTR-NO: 565001; MTR-CODE: AGR	KT 1322 W1

1.9 TDI

1896 ccm	81 kW	ASK;ASV	06.99 - 12.02	ALT	MTR-CODE: AFN; - AC; AU	6 PK 1045
				ALT	MTR-CODE: AFN; - AC; MAN	6 PK 925
				ALT	MTR-CODE: AFN; + AC	6 PK 1145
				ALT	MTR-CODE: ASV; - AC	6 PK 906
				ALT	MTR-CODE: ASV; + AC	6 PK 1660



SEAT

CORDOBA Vario (6K5)

1.9 TDI

1896 ccm	81 kW	ASK;ASV	06.99 - 12.02	AUX-FAN	UNTIL CHA-NO.: 6K-V-108280; MTR-CODE: AFN; + AC	2 PJ 860
				CAM	FROM MTR-NO: 150001; MTR-CODE: ASV	ZRK 1423
				CAM	UNTIL MTR-NO: 150000; MTR-CODE: ASV	ZRK 1305
				CAM	FROM MTR-NO: 150001; MTR-CODE: ASV	KT 1322
				CAM	FROM MTR-NO: 150001; MTR-CODE: ASV	KT 1322 W1

CORDOBA (6L2)

1.2

1198 ccm	47 kW	AZQ;BME	10.02 - 06.06	ALT	- AC	6 PK 1450
				ALT	FROM CHA-NO.: 6L-3-207001; + AC	6 PK 1870
				ALT	UNTIL CHA-NO.: 6L-3-207000; + AC	6 PK 1880

1.2 12V

1198 ccm	51 kW	BXV	05.06 - 11.09	ALT	- AC	6 PK 1450
				ALT	+ AC	6 PK 1870

1.4 16V

1390 ccm	55 kW	BBY;BKY	09.02 - 12.07	ALT	- AC	6 PK 737
				ALT	+ AC	6 PK 1078
				CAM; W-P		ZRK 1001
				CAM	MTR-CODE: BBY	KT 1464
				W-P; CAM		KT 1209
				W-P; CAM		KT 1209 W1

1.4 16V

1390 ccm	63 kW	BXW	05.06 - 11.09	ALT	- AC	6 PK 737
				ALT	+ AC	6 PK 1078

1.4 16V

1390 ccm	74 kW	AUB;BBZ	10.02 - 11.09	ALT	- AC	6 PK 737
				ALT	+ AC	6 PK 1078
				CAM		ZRK 1001
				CAM		KT 1209
				CAM	MTR-CODE: BBZ	KT 1464
				CAM		KT 1209 W1

1.6

1598 ccm	74 kW	BAH	04.03 - 11.09	CAM		ZRK 1288
				CAM		KT 1285
				CAM		KT 1398 W2

1.6 16V

1598 ccm	77 kW	BTS	11.06 - 11.09	ALT	- AC	6 PK 1090
				ALT	+ AC	6 PK 1735

2.0

1984 ccm	85 kW	AZL;BBX	09.02 - 11.09	ALT	- AC	6 PK 925
				ALT	+ AC	6 PK 1035
				CAM		ZRK 1216
				CAM		KT 1133

1.4 TDI

1422 ccm	51 kW	BNM	05.05 - 11.09	ALT	- AC	6 PK 820
				ALT	+ AC	6 PK 995
				W-P; CAM		ZRK 1338
				W-P; CAM		KT 1237
				W-P; CAM		KT 1237 W2

1.4 TDI

1422 ccm	55 kW	AMF	10.02 - 12.05	ALT	- AC	6 PK 858
				ALT	+ AC	6 PK 995
				W-P; CAM		ZRK 1338
				W-P; CAM		KT 1237
				W-P; CAM		KT 1237 W2

1.4 TDI

1422 ccm	59 kW	BMS;BNV	06.05 - 11.09	ALT	- AC	6 PK 820
				ALT	MTR-CODE: BMS; + AC	6 PK 1185
				ALT	MTR-CODE: BNV; + AC	6 PK 995
				W-P; CAM		ZRK 1338
				W-P; CAM		KT 1237
				W-P; CAM		KT 1237 W2

1.9 SDI

1896 ccm	47 kW	ASY	09.02 - 11.09	ALT	- AC	6 PK 780
				ALT	+ AC	6 PK 1100



SEAT

CORDOBA (6L2)

1.9 SDI						
1896 ccm	47 kW	ASY	09.02 - 11.09	CAM CAM		ZRK 1423 KT 1341
1.9 TDI						
1896 ccm	74 kW	ATD;AXR;BMT	09.02 - 11.09	ALT ALT ALT W-P; CAM W-P; CAM W-P; CAM	+ AC MTR-CODE: ATD;AXR; - AC MTR-CODE: BMT; - AC	6 PK 1185 6 PK 780 6 PK 820 ZRK 1338 KT 1237 KT 1237 W2
1.9 TDI						
1896 ccm	96 kW	ASZ;BLT	10.02 - 11.09	ALT ALT W-P; CAM W-P; CAM W-P; CAM	- AC + AC	6 PK 780 6 PK 1185 ZRK 1338 KT 1237 KT 1237 W2

EXEO (3R2)

1.6						
1595 ccm	75 kW	ALZ	03.09 -	ALT CAM CAM		6 PK 1570 ZRK 1216 KT 1133
1.8 T						
1781 ccm	110 kW	CFMA	12.08 -	ALT CAM CAM CAM		6 PK 1570 ZRK 1220 KT 1232 KT 1233
2.0 TFSI						
1984 ccm	147 kW	BWE	03.09 -	ALT W-P; CAM W-P; CAM		6 PK 1570 ZRK 1443 KT 1432
2.0 TDI						
1968 ccm	88 kW	CAGC;CJCC	12.08 -	ALT CAM CAM CAM CAM; W-P	MTR-CODE: CAGA;CAGB;CAGC MTR-CODE: CAGA;CAGB;CAGC MTR-CODE: CAGC/F MTR-CODE: CAGA;CAGB;CAGC	6 PK 1580 ZRK 1544 KT 1420 KT 1420 W1 KT 1420 W2
2.0 TDI						
1968 ccm	105 kW	CAGA;CJCA	12.08 -	ALT CAM CAM CAM CAM; W-P	MTR-CODE: CAGA;CAGB;CAGC MTR-CODE: CAGA;CAGB;CAGC MTR-CODE: CAGA;CAGB;CAGC	6 PK 1580 ZRK 1544 KT 1420 KT 1420 W1 KT 1420 W2
2.0 TDI						
1968 ccm	125 kW	CAHA;CGLB	02.09 -	ALT CAM CAM CAM	MTR-CODE: CAHA;CAHB MTR-CODE: CAHA;CAHB	6 PK 1580 ZRK 1544 KT 1420 KT 1420 W1

EXEO ST (3R5)

1.6						
1595 ccm	75 kW	ALZ	06.09 -	ALT CAM CAM		6 PK 1570 ZRK 1216 KT 1133
1.8 T						
1781 ccm	110 kW	CFMA	06.09 -	ALT CAM CAM CAM		6 PK 1570 ZRK 1220 KT 1232 KT 1233
2.0 TFSI						
1984 ccm	147 kW	BWE	06.09 -	ALT W-P; CAM W-P; CAM		6 PK 1570 ZRK 1443 KT 1432
2.0 TDI						
1968 ccm	88 kW	CAGC;CJCC	07.09 -	ALT CAM CAM	MTR-CODE: CAGA;CAGB;CAGC MTR-CODE: CAGA;CAGB;CAGC	6 PK 1580 ZRK 1544 KT 1420



SEAT

EXEO ST (3R5)

2.0 TDI

1968 ccm	88 kW	CAGC;CJCC	07.09 -	CAM CAM; W-P	MTR-CODE: CAGC/F MTR-CODE: CAGA;CAGB;CAGC	KT 1420 W1 KT 1420 W2
----------	-------	-----------	---------	-----------------	--	--------------------------

2.0 TDI

1968 ccm	105 kW	CAGA;CJCA	05.09 -	ALT CAM CAM CAM CAM; W-P	MTR-CODE: CAGA;CAGB;CAGC MTR-CODE: CAGA;CAGB;CAGC MTR-CODE: CAGA;CAGB;CAGC	6 PK 1580 ZRK 1544 KT 1420 KT 1420 W1 KT 1420 W2
----------	--------	-----------	---------	--------------------------------------	--	--

2.0 TDI

1968 ccm	125 kW	CAHA;CGLB	05.09 -	ALT CAM CAM CAM	MTR-CODE: CAHA;CAHB MTR-CODE: CAHA;CAHB MTR-CODE: CAHA/F	6 PK 1580 ZRK 1544 KT 1420 KT 1420 W1
----------	--------	-----------	---------	--------------------------	--	--

IBIZA II (6K1)

1.0 i

999 ccm	37 kW	AER	09.96 - 08.99	ALT ALT ALT CAM CAM W-P; CAM	- AC; - PS + AC; + PS + PS; - AC	6 PK 750 6 PK 1185 6 PK 1070 ZRK 1288 KT 1034 KT 1034 W3
---------	-------	-----	---------------	---	--	---

1.0

1043 ccm	33 kW	AAU	03.93 - 09.96	ALT ALT CAM CAM	+ PS	AVX 11,9 x 710 6 PK 1100 ZRK 1012 KT 3000 W1
----------	-------	-----	---------------	--------------------------	------	---

1.3 i

1272 ccm	40 kW	2G;AAV	03.93 - 08.99	ALT CAM CAM		AVX 11,9 x 710 ZRK 1012 KT 3000 W1
----------	-------	--------	---------------	-------------------	--	--

1.4

1390 ccm	40 kW	ANX	12.97 - 04.99	ALT ALT ALT	- AC; - PS + AC + PS; - AC	6 PK 750 6 PK 1185 6 PK 1070
----------	-------	-----	---------------	-------------------	----------------------------------	------------------------------------

1.4 i

1390 ccm	44 kW	ABD;AEX;AKV;APQ	09.93 - 08.99	ALT ALT ALT ALT ALT ALT ALT ALT ALT CAM CAM CAM CAM W-P; CAM W-P; CAM	FROM: 01.97; MTR-CODE: AEX;ANX;APQ; + AC FROM: 08.94; MTR-CODE: AEX;ANX;APQ; - AC; - PS FROM: 08.94; MTR-CODE: AEX;ANX;APQ; + PS; - AC FROM: 08.94; UNTIL: 12.96; MTR-CODE: AEX;ANX;APQ; + AC FROM: 12.97; MTR-CODE: AKV; - AC; - PS FROM: 12.97; MTR-CODE: AKV; + AC FROM: 12.97; MTR-CODE: AKV; + PS; - AC MTR-CODE: ABD; - AC; - PS MTR-CODE: ABD; + AC MTR-CODE: ABD; + PS; - AC MTR-CODE: ABD MTR-CODE: AEX;AKV;APQ MTR-CODE: AEX;AKV;APQ MTR-CODE: AEX, AKV, APQ MTR-CODE: ABD MTR-CODE: AEX;AKV;APQ	6 PK 1185 6 PK 750 6 PK 1070 6 PK 1125 6 PK 750 6 PK 1185 6 PK 1070 6 PK 737 6 PK 1185 6 PK 1100 ZRK 1012 ZRK 1288 KT 1034 KT 1034 W1 KT 3000 W1 KT 1034 W2
----------	-------	-----------------	---------------	---	---	--

1.4 i 16V

1390 ccm	74 kW	AFH	06.97 - 08.99	ALT ALT ALT CAM	- AC; - PS + AC; + PS + PS; - AC	6 PK 750 6 PK 1185 6 PK 1070 ZRK 1219
----------	-------	-----	---------------	--------------------------	--	--

1.6 i

1595 ccm	55 kW	1F	09.94 - 06.99	ALT ALT AUX-FAN CAM CAM	- AC + AC UNTIL CHA-NO.: 6K-V-108280; + AC	6 PK 894 6 PK 1153 2 PJ 860 ZRK 1056 KT 1001
----------	-------	----	---------------	-------------------------------------	--	--



SEAT

IBIZA II (6K1)

1.6 i

1595 ccm	74 kW	AFT	04.96 - 08.99	PS	- AC	AVX 11,5 x 685
				PS	+ AC	AVX 11,5 x 755
				ALT	- AC	6 PK 894
				ALT	+ AC	6 PK 1153
				ALT	MTR-CODE: AEH;AKL;APF;AUR; - AC	6 PK 1125
				ALT	MTR-CODE: AEH;AKL;APF;AUR; + AC	6 DPK 1195
				AUX-FAN	UNTIL CHA-NO.: 6K-V-108280; + AC	2 PJ 860
				CAM		ZRK 1237
				CAM		KT 1288

1.6 i

1598 ccm	55 kW	ABU;AEE;ALM	03.93 - 08.99	ALT	+ AC; + PS	6 PK 1185
				ALT	MTR-CODE: ABU; - AC; - PS	6 PK 737
				ALT	MTR-CODE: ABU; + PS; - AC	6 PK 1100
				ALT	MTR-CODE: AEE;ALM; - AC; - PS	6 PK 750
				ALT	MTR-CODE: AEE;ALM; + PS; - AC	6 PK 1070
				AUX-FAN	UNTIL CHA-NO.: 6K-V-108280; + AC	2 PJ 860
				CAM	MTR-CODE: ABU	ZRK 1215
				CAM	MTR-CODE: AEE;ALM	ZRK 1289
				CAM	MTR-CODE: AEE;ALM	KT 1032
				CAM	MTR-CODE: AEE, ALM	KT 1032 W1
				W-P; CAM	MTR-CODE: AEE;ALM	KT 1032 W2

1.8 i

1781 ccm	66 kW	ABS;ACC;ADZ	03.93 - 08.99	PS	- AC	AVX 11,5 x 685
				PS	+ AC	AVX 11,5 x 755
				ALT	- AC	6 PK 894
				ALT	+ AC	6 PK 1153
				AUX-FAN	UNTIL CHA-NO.: 6K-V-108280; + AC	2 PJ 860
				CAM		ZRK 1056
				CAM		KT 1001

1.8 i 16V

1781 ccm	95 kW	ADL	11.93 - 08.96	ALT		AVX 10 x 950
				ALT	+ AC	AVX 10 x 625
				ALT	+ PS	AVX 10 x 864
				PS		AVX 10 x 730
				ALT	- AC	6 PK 975
				ALT	+ AC	6 PK 1153
				AUX-FAN	+ AC	2 PJ 860
				CAM		ZRK 1232
				CAM		KT 1382

2.0 i

1984 ccm	85 kW	2E;AGG	03.93 - 08.99	PS	- AC	AVX 11,5 x 685
				PS	+ AC	AVX 11,5 x 755
				ALT	- AC	6 PK 894
				ALT	+ AC	6 PK 1153
				AUX-FAN	UNTIL CHA-NO.: 6K-V-108280; + AC	2 PJ 860
				CAM		ZRK 1315
				CAM		KT 1258

2.0 i 16V

1984 ccm	110 kW	ABF	08.96 - 08.99	PS		AVX 11,5 x 685
				PS	+ AC	AVX 11,5 x 730
				ALT	- AC	6 PK 1035
				ALT	+ AC	6 PK 1153
				AUX-FAN	UNTIL CHA-NO.: 6K-V-108280; + AC	2 PJ 860
				CAM		ZRK 1222
				CAM		KT 1381

1.9 D

1896 ccm	47 kW	1Y	04.93 - 08.96	PS		AVX 11,5 x 730
				PS	+ AC	AVX 11,5 x 790
				ALT	- AC; AU	6 PK 1045
				ALT	- AC; MAN	6 PK 925
				ALT	+ AC	6 PK 1145
				AUX-FAN	UNTIL CHA-NO.: 6K-V-108280; + AC	2 PJ 860
				CAM		ZRK 1290
				CAM		KT 1021

1.9 SDI

1896 ccm	47 kW	AEY	08.96 - 08.99	PS	- AC	AVX 11,5 x 730
----------	-------	-----	---------------	----	------	----------------



SEAT

IBIZA II (6K1)

1.9 SDI

1896 ccm	47 kW	AEY	08.96 - 08.99	PS	+ AC	AVX 11,5 x 790
				ALT	- AC; AU	6 PK 1045
				ALT	- AC; MAN	6 PK 925
				ALT	+ AC	6 PK 1145
				AUX-FAN	UNTIL CHA-NO.: 6K-V-108280; + AC	2 PJ 860
				CAM		ZRK 1304
				CAM		KT 1087

1.9 D

1896 ccm	50 kW	1Y	10.94 - 08.96	PS	- AC	AVX 11,5 x 730
				PS	+ AC	AVX 11,5 x 790
				ALT	- AC; AU	6 PK 1045
				ALT	- AC; MAN	6 PK 925
				ALT	+ AC	6 PK 1145
				AUX-FAN	UNTIL CHA-NO.: 6K-V-108280; + AC	2 PJ 860
				CAM		ZRK 1290
				CAM		KT 1021

1.9 TD

1896 ccm	55 kW	AAZ	03.93 - 08.96	PS	- AC	AVX 11,5 x 730
				PS	+ AC	AVX 11,5 x 790
				ALT	- AC; AU	6 PK 1045
				ALT	- AC; MAN	6 PK 925
				ALT	+ AC	6 PK 1145
				AUX-FAN	UNTIL CHA-NO.: 6K-V-108280; + AC	2 PJ 860
				CAM		ZRK 1290
				CAM	FROM MTR-NO: 552766	KT 1021
				CAM	UNTIL MTR-NO: 552765	KT 1004

1.9 TDI

1896 ccm	66 kW	1Z;AHU	08.96 - 08.99	PS	- AC	AVX 11,5 x 730
				PS	+ AC	AVX 11,5 x 790
				ALT	MTR-CODE: 1Z;AHU; - AC; AU	6 PK 1045
				ALT	MTR-CODE: 1Z;AHU; - AC; MAN	6 PK 925
				ALT	MTR-CODE: 1Z;AHU; + AC	6 PK 1145
				ALT	MTR-CODE: AGR;ALH; - AC	6 PK 906
				ALT	MTR-CODE: AGR;ALH; + AC	6 PK 1660
				AUX-FAN	UNTIL CHA-NO.: 6K-V-108280; MTR-CODE: 1Z;AHU; + AC	2 PJ 860
				CAM		ZRK 1290
				CAM		KT 1358

1.9 TDI

1896 ccm	81 kW	AFN	02.97 - 08.99	PS	- AC	AVX 11,5 x 730
				PS	+ AC	AVX 11,5 x 790
				ALT	FROM: 07.97; - AC; AU	6 PK 1045
				ALT	FROM: 07.97; - AC; MAN	6 PK 925
				ALT	FROM: 07.97; + AC	6 PK 1145
				ALT	FROM: 07.97; MTR-CODE: ASV; - AC	6 PK 906
				ALT	FROM: 07.97; MTR-CODE: ASV; + AC	6 PK 1660
				AUX-FAN	FROM: 07.97; UNTIL CHA-NO.: 6K-V-108280; + AC	2 PJ 860
				CAM		ZRK 1290
				CAM		KT 1358

IBIZA III (6K1)

1.0

999 ccm	37 kW	ALD;ANV;AUC	08.99 - 02.02	ALT	- AC; - PS	6 PK 750
				ALT	+ AC; + PS	6 PK 1185
				ALT	+ PS; - AC	6 PK 1070
				CAM		ZRK 1288
				CAM	FROM MTR-NO: 037980; MTR-CODE: ALD	KT 1285
				CAM	MTR-CODE: ANV	KT 1034
				CAM	MTR-CODE: AUC	KT 1285
				CAM	UNTIL MTR-NO: 037979; MTR-CODE: ALD	KT 1034

1.0 16V

999 ccm	51 kW	AST;AVZ	10.99 - 02.02	ALT	- AC; - PS	6 PK 750
				ALT	+ AC; + PS	6 PK 1185
				ALT	+ PS; - AC	6 PK 1070
				CAM		ZRK 1219

1.4

1390 ccm	44 kW	AKK;ANW;AUD	08.99 - 02.02	ALT	MTR-CODE: AKK; - AC; - PS	6 PK 750
----------	-------	-------------	---------------	-----	---------------------------	----------



SEAT

IBIZA III (6K1)

1.4

1390 ccm	44 kW	AKK;ANW;AUD	08.99 - 02.02	ALT	MTR-CODE: AKK; + AC	6 PK 1185
				ALT	MTR-CODE: AKK; + PS; - AC	6 PK 1070
				ALT	MTR-CODE: ANW; - AC; - PS	6 PK 750
				ALT	MTR-CODE: ANW; + AC	6 PK 1185
				ALT	MTR-CODE: ANW; + PS; - AC	6 PK 1070
				CAM		ZRK 1288
				CAM	FROM MTR-NO: 127807; MTR-CODE: AKK	KT 1285
				CAM	MTR-CODE: ANW;AUD	KT 1285
				CAM	UNTIL MTR-NO: 127806; MTR-CODE: AKK	KT 1034
				W-P; CAM	FROM MTR-NO: 128807; MTR-CODE: AKK	KT 1285 W1
				W-P; CAM	MTR-CODE: ANW;AUD	KT 1285 W1
				W-P; CAM	UNTIL MTR-NO: 127806; MTR-CODE: AKK	KT 1034 W3

1.4 16V

1390 ccm	55 kW	APE;AUA	05.00 - 02.02	ALT	- AC; - PS	6 PK 750
				ALT	+ AC; + PS	6 PK 1185
				ALT	+ PS; - AC	6 PK 1070
				CAM		ZRK 1001
				CAM		KT 1209
				CAM	MTR-CODE: APE	KT 1464
				CAM		KT 1209 W1

1.4 16V

1390 ccm	74 kW	AQQ;AUB	08.99 - 02.02	ALT	- AC; - PS	6 PK 750
				ALT	+ AC; + PS	6 PK 1185
				ALT	+ PS; - AC	6 PK 1070
				CAM		ZRK 1001
				CAM		KT 1209
				CAM	MTR-CODE: AQQ	KT 1464
				CAM		KT 1209 W1

1.6

1598 ccm	55 kW	ALM	08.99 - 02.02	ALT	+ AC; + PS	6 PK 1185
				ALT	MTR-CODE: ABU; - AC; - PS	6 PK 737
				ALT	MTR-CODE: ABU; + PS; - AC	6 PK 1100
				ALT	MTR-CODE: AEE;ALM; - AC; - PS	6 PK 750
				ALT	MTR-CODE: AEE;ALM; + PS; - AC	6 PK 1070
				AUX-FAN	UNTIL CHA-NO.: 6K-V-108280; + AC	2 PJ 860
				CAM	MTR-CODE: AEE;ALM	ZRK 1289
				CAM	MTR-CODE: AEE;ALM	KT 1032
				CAM	MTR-CODE: AEE, ALM	KT 1032 W1
				W-P; CAM		KT 1032 W2

1.6

1595 ccm	74 kW	AEH;AKL;APF;AUR	08.99 - 02.02	ALT	MTR-CODE: AEH;AKL;APF;AUR; - AC	6 PK 1125
				ALT	MTR-CODE: AEH;AKL;APF;AUR; + AC	6 DPK 1195
				ALT	MTR-CODE: AFT; - AC	6 PK 894
				ALT	MTR-CODE: AFT; + AC	6 PK 1153
				AUX-FAN	UNTIL CHA-NO.: 6K-V-108280; MTR-CODE: AFT; + AC	2 PJ 860
				CAM		ZRK 1216
				CAM		KT 1133
				W-P; CAM		KT 1133 W2

1.8 T 20V Cupra

1781 ccm	115 kW	AQX;AYP	07.00 - 02.02	ALT	- AC	6 PK 1125
				ALT	+ AC	6 DPK 1195
				CAM		ZRK 1220
				CAM		KT 1230
				CAM		KT 1231
				W-P; CAM		KT 1230 W1
				W-P; CAM	OPT	KT 1231 W1

1.9 SDI

1896 ccm	50 kW	AGP;AQM	08.99 - 02.02	ALT	- AC	6 PK 906
				ALT	+ AC	6 PK 1660
				CAM	FROM MTR-NO: 045001; MTR-CODE: AQM	ZRK 1423
				CAM	FROM MTR-NO: 595001; MTR-CODE: AGP	ZRK 1423
				CAM	UNTIL MTR-NO: 045000; MTR-CODE: AQM	ZRK 1305
				CAM	UNTIL MTR-NO: 595000; MTR-CODE: AGP	ZRK 1305
				CAM	FROM MTR-NO: 045001; MTR-CODE: AQM	KT 1322
				CAM	FROM MTR-NO: 595001; MTR-CODE: AGP	KT 1322



SEAT

IBIZA III (6K1)

1.9 SDI

1896 ccm	50 kW	AGP;AQM	08.99 - 02.02	CAM	UNTIL MTR-NO: 004131; MTR-CODE: AQM	KT 1226
				CAM	UNTIL MTR-NO: 229902; MTR-CODE: AGP	KT 1226
				W-P; CAM	FROM MTR-NO: 045001; MTR-CODE: AQM	KT 1322 W1
				W-P; CAM	FROM MTR-NO: 595001; MTR-CODE: AGP	KT 1322 W1
				W-P; CAM	UNTIL MTR-NO: 004132; MTR-CODE: AQM	KT 1341 W1
				W-P; CAM	UNTIL MTR-NO: 229003; MTR-CODE: AGP	KT 1341 W1

1.9 TDI

1896 ccm	66 kW	AGR;ALH	08.99 - 02.02	ALT	MTR-CODE: 1Z;AHU; - AC; AU	6 PK 1045
				ALT	MTR-CODE: 1Z;AHU; - AC; MAN	6 PK 925
				ALT	MTR-CODE: 1Z;AHU; + AC	6 PK 1145
				ALT	MTR-CODE: AGR;ALH; - AC	6 PK 906
				ALT	MTR-CODE: AGR;ALH; + AC	6 PK 1660
				AUX-FAN	UNTIL CHA-NO.: 6K-V-108280; MTR-CODE: 1Z;AHU; + AC	2 PJ 860
				CAM	FROM MTR-NO: 500001; MTR-CODE: ALH	ZRK 1423
				CAM	FROM MTR-NO: 565001; MTR-CODE: AGR	ZRK 1423
				CAM	UNTIL MTR-NO: 500000; MTR-CODE: ALH	ZRK 1305
				CAM	UNTIL MTR-NO: 565000; MTR-CODE: AGR	ZRK 1305
				CAM	FROM MTR-NO: 500001; MTR-CODE: ALH	KT 1322
				CAM	FROM MTR-NO: 565001; MTR-CODE: AGR	KT 1322
				W-P; CAM	FROM MTR-NO: 500001; MTR-CODE: ALH	KT 1322 W1
				W-P; CAM	FROM MTR-NO: 565001; MTR-CODE: AGR	KT 1322 W1

1.9 TDI

1896 ccm	81 kW	ASK;ASV	08.99 - 02.02	ALT	MTR-CODE: AFN; - AC; AU	6 PK 1045
				ALT	MTR-CODE: AFN; - AC; MAN	6 PK 925
				ALT	MTR-CODE: AFN; + AC	6 PK 1145
				ALT	MTR-CODE: ASV; - AC	6 PK 906
				ALT	MTR-CODE: ASV; + AC	6 PK 1660
				AUX-FAN	UNTIL CHA-NO.: 6K-V-108280; MTR-CODE: AFN; + AC	2 PJ 860
				CAM	FROM MTR-NO: 150001; MTR-CODE: ASV	ZRK 1423
				CAM	UNTIL MTR-NO: 150000; MTR-CODE: ASV	ZRK 1305
				CAM	FROM MTR-NO: 150001; MTR-CODE: ASV	KT 1322
				W-P; CAM	FROM MTR-NO: 150001; MTR-CODE: ASV	KT 1322 W1

IBIZA IV (6L1)

1.2

1198 ccm	44 kW	BBM	06.07 - 05.08	ALT	- AC	6 PK 1450
				ALT	+ AC	6 PK 1870

1.2

1198 ccm	47 kW	AZQ;BME	02.02 - 06.06	ALT	- AC	6 PK 1450
				ALT	FROM CHA-NO.: 6L-3-207001; + AC	6 PK 1870
				ALT	UNTIL CHA-NO.: 6L-3-207000; + AC	6 PK 1880

1.2 12V

1198 ccm	51 kW	BXV	05.06 - 11.09	ALT	- AC	6 PK 1450
				ALT	+ AC	6 PK 1870

1.4 16V


1390 ccm	55 kW	BBY;BKY	02.02 - 12.07	ALT	- AC	6 PK 737
				ALT	+ AC	6 PK 1078
				CAM		ZRK 1001
				CAM		KT 1209
				CAM	MTR-CODE: BBY	KT 1464
				CAM		KT 1209 W1

1.4 16V

1390 ccm	63 kW	BXW	05.06 - 11.09	ALT	- AC	6 PK 737
				ALT	+ AC	6 PK 1078
				CAM		ZRK 1001
				CAM		KT 1209
				CAM		KT 1209 W1

1.4 16V

1390 ccm	74 kW	AUB;BBZ	02.02 - 11.09	ALT	UNTIL: 11.09; FROM CHA-NO.: 6L-2-012770; - AC	6 PK 737
				ALT	UNTIL: 11.09; FROM CHA-NO.: 6L-2-012770; + AC	6 PK 1078
				ALT	UNTIL: 11.09; UNTIL CHA-NO.: 6L-2-012769; - AC	6 PK 745
				ALT	UNTIL: 11.09; UNTIL CHA-NO.: 6L-2-012769; + AC	6 PK 1090
				CAM		ZRK 1001
				CAM		KT 1209
				CAM	MTR-CODE: AUB	KT 1464



SEAT

IBIZA IV (6L1)

1.4 16V							
1390 ccm	74 kW	AUB;BBZ	02.02 - 11.09	CAM			KT 1209 W1
1.6							
1598 ccm	74 kW	BAH	02.03 - 11.09	ALT	- AC		6 PK 750
				ALT	FROM CHA-NO.: 6L-2-012770; + AC		6 PK 1078
				ALT	UNTIL: 11.09; UNTIL CHA-NO.: 6L-2-012769; + AC		6 PK 1090
				CAM			ZRK 1288
				CAM			KT 1285
				CAM			KT 1398 W2
1.6 16V							
1598 ccm	77 kW	BTS	11.06 - 11.09	ALT	- AC		6 PK 1090
				ALT	+ AC		6 PK 1735
1.8 T FR							
1781 ccm	110 kW	BJX;BKV	12.03 - 05.08	ALT	- AC		6 PK 925
				ALT	+ AC		6 PK 1035
				CAM			ZRK 1220
1.8 T Cupra R							
1781 ccm	132 kW	BBU;BLZ	01.04 - 02.08	ALT	- AC		6 PK 925
				ALT	+ AC		6 PK 1035
				CAM			ZRK 1220
2.0							
1984 ccm	85 kW	AZL;BBX	04.02 - 11.09	ALT	- AC		6 PK 925
				ALT	+ AC		6 PK 1035
				CAM			ZRK 1216
				CAM			KT 1133
1.4 TDI							
1422 ccm	51 kW	BNM	05.05 - 11.09	ALT	- AC		6 PK 820
				ALT	+ AC		6 PK 995
				W-P; CAM			ZRK 1338
				W-P; CAM			KT 1237
				W-P; CAM			KT 1237 W2
1.4 TDI							
1422 ccm	55 kW	AMF	05.02 - 12.05	ALT	- AC		6 PK 858
				ALT	+ AC		6 PK 995
				W-P; CAM			ZRK 1338
				W-P; CAM			KT 1237
				W-P; CAM			KT 1237 W2
1.4 TDI							
1422 ccm	59 kW	BMS;BNV	06.05 - 11.09	ALT	- AC		6 PK 820
				ALT	MTR-CODE: BMS; + AC		6 PK 1185
				ALT	MTR-CODE: BNV; + AC		6 PK 995
				W-P; CAM			ZRK 1338
				W-P; CAM			KT 1237
				W-P; CAM			KT 1237 W2
1.9 SDI							
1896 ccm	47 kW	ASY	02.02 - 12.05	ALT	- AC		6 PK 780
				ALT	+ AC		6 PK 1100
				CAM			ZRK 1423
				CAM			KT 1341
				W-P; CAM	UNTIL CHA-NO.: 6L-3-000000		KT 1341 W2
1.9 TDI							
1896 ccm	74 kW	ATD;AXR;BMT	02.02 - 11.09	ALT	+ AC		6 PK 1185
				ALT	MTR-CODE: ATD;AXR; - AC		6 PK 780
				ALT	MTR-CODE: BMT; - AC		6 PK 820
				W-P; CAM			ZRK 1338
				W-P; CAM			KT 1237
				W-P; CAM	FROM CHA-NO.: 6L-3-000001		KT 1237 W2
				W-P; CAM	UNTIL CHA-NO.: 6L-3-000000		KT 1237 W5
1.9 TDI							
1896 ccm	96 kW	ASZ;BLT	02.02 - 11.09	ALT	- AC		6 PK 780
				ALT	+ AC		6 PK 1185
				W-P; CAM			ZRK 1338
				W-P; CAM			KT 1237
				W-P; CAM	FROM CHA-NO.: 6L-3-000001		KT 1237 W2
				W-P; CAM	UNTIL CHA-NO.: 6L-3-000000		KT 1237 W5



SEAT

IBIZA IV (6L1)

1.9 TDI Cupra R

1896 ccm	118 kW	BPX;BUK	03.04 - 02.08	ALT	- AC	6 PK 780
				ALT	+ AC	6 PK 1185
				W-P; CAM		ZRK 1338
				W-P; CAM		KT 1237
				W-P; CAM		KT 1237 W4

IBIZA V (6J5)

1.2

1198 ccm	51 kW	BZG;CGPA	03.08 -	ALT	- AC	6 PK 1450
				ALT	+ AC	6 PK 1870

1.4

1390 ccm	63 kW	BXW;CGGB	03.08 -	ALT	- AC	6 PK 737
				ALT	+ AC	6 PK 1078
				CAM		ZRK 1001
				CAM		KT 1209
				CAM		KT 1209 W1

1.4 TSI

1390 ccm	110 kW	CAVF;CNUB;CTHF;CTJB	06.09 -	AIR-C		5 PK 491
				ALT	- AC	6 PK 1600
				ALT	+ AC	6 PK 1700

1.6

1598 ccm	77 kW	BTS	05.08 -	ALT	- AC	6 PK 1090
				ALT	+ AC	6 PK 1735

2.0

1984 ccm	85 kW	CEKA	10.08 -	CAM		ZRK 1216
				CAM		KT 1133

1.2 TDI

1199 ccm	55 kW	CFWA	05.10 -	CAM		ZRK 1572
----------	-------	------	---------	-----	--	----------

1.4 TDI

1422 ccm	59 kW	BMS	07.08 -	ALT	- AC	6 PK 820
				ALT	+ AC	6 PK 1185
				CAM		ZRK 1338
				CAM		KT 1237
				CAM		KT 1237 W2

1.6 TDI

1598 ccm	66 kW	CAYB	05.09 -	ALT	- AC	6 EPK 842
				CAM	MTR-CODE: CAYB;CAYC	ZRK 1572

1.6 TDI

1598 ccm	77 kW	CAYC;CLNA	05.09 -	ALT	- AC	6 EPK 842
				CAM	MTR-CODE: CAYB;CAYC;CLNA	ZRK 1572

1.9 TDI

1896 ccm	66 kW	BXJ	07.08 -	ALT	- AC	6 PK 820
				ALT	+ AC	6 PK 1185
				CAM		ZRK 1338
				CAM		KT 1237
				CAM		KT 1237 W2

1.9 TDI

1896 ccm	77 kW	BLS	03.08 -	ALT	- AC	6 PK 820
				ALT	+ AC	6 PK 1185
				CAM		ZRK 1338
				CAM		KT 1237
				CAM		KT 1237 W2

2.0 TDI

1968 ccm	105 kW	CFHD	01.10 -	ALT		6 EPK 842
				ALT	+ AC	6 PK 1070
				CAM		ZRK 1572

IBIZA V SPORTCOUPE (6J1)

1.2

1198 ccm	44 kW	CGPB	07.09 -	ALT	- AC	6 PK 1450
				ALT	+ AC	6 PK 1870

1.2

1198 ccm	51 kW	BZG;CGPA	07.08 -	ALT	- AC	6 PK 1450
				ALT	+ AC	6 PK 1870

1.4

1390 ccm	63 kW	BXW;CGGB	07.08 -	ALT	- AC	6 PK 737
----------	-------	----------	---------	-----	------	----------



SEAT

IBIZA V SPORTCOUPE (6J1)

1.4

1390 ccm	63 kW	BXW;CGGB	07.08 -	ALT	+ AC	6 PK 1078
				CAM		ZRK 1001
				CAM	MTR-CODE: BXW;CGGB	KT 1209
				CAM	MTR-CODE: BXW;CGGB	KT 1209 W1

1.4 TSI

1390 ccm	110 kW	CAVF;CNUB;CTHF;CTJB	06.09 -	AIR-C		5 PK 491
				ALT	- AC	6 PK 1600
				ALT	+ AC	6 PK 1700

1.4 TSI Cupra

1390 ccm	132 kW	CAVE;CTHE;CTJC	06.09 -	AIR-C		5 PK 491
				ALT	- AC	6 PK 1600
				ALT	+ AC	6 PK 1700

1.6

1598 ccm	77 kW	BTS	07.08 -	ALT	- AC	6 PK 1090
				ALT	+ AC	6 PK 1735

2.0

1984 ccm	85 kW	CEKA	10.08 -	CAM		ZRK 1216
				CAM		KT 1133

1.2 TDI

1199 ccm	55 kW	CFWA	05.10 -	CAM		ZRK 1572
----------	-------	------	---------	-----	--	----------

1.4 TDI

1422 ccm	59 kW	BMS	07.08 -	ALT	- AC	6 PK 820
				ALT	+ AC	6 PK 1185
				CAM		ZRK 1338
				CAM		KT 1237
				CAM		KT 1237 W2

1.6 TDI

1598 ccm	66 kW	CAYB	05.09 -	ALT	- AC	6 EPK 842
				CAM	MTR-CODE: CAYB;CAYC	ZRK 1572

1.6 TDI

1598 ccm	77 kW	CAYC;CLNA	05.09 -	ALT	- AC	6 EPK 842
				CAM	MTR-CODE: CAYB;CAYC;CLNA	ZRK 1572

1.9 TDI

1896 ccm	66 kW	BXJ	07.08 -	ALT	- AC	6 PK 820
				ALT	+ AC	6 PK 1185
				CAM		ZRK 1338
				CAM		KT 1237
				CAM		KT 1237 W2

1.9 TDI

1896 ccm	77 kW	BLS	07.08 -	ALT	- AC	6 PK 820
				ALT	+ AC	6 PK 1185
				CAM		ZRK 1338
				CAM		KT 1237
				CAM		KT 1237 W2

2.0 TDI

1968 ccm	105 kW	CFHD	01.10 -	ALT		6 EPK 842
				ALT	+ AC	6 PK 1070
				CAM		ZRK 1572

IBIZA V ST (6J8)

1.2

1198 ccm	44 kW	CGPB	05.10 -	ALT	- AC	6 PK 1450
				ALT	+ AC	6 PK 1870

1.2

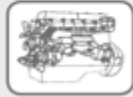
1198 ccm	51 kW	CGPA	05.10 -	ALT	- AC	6 PK 1450
				ALT	+ AC	6 PK 1870

1.4

1390 ccm	63 kW	CGGB	03.10 -	ALT	- AC	6 PK 737
				ALT	+ AC	6 PK 1078
				CAM		ZRK 1001

1.2 TDI

1199 ccm	55 kW	CFWA	04.10 -	ALT	- AC	6 EPK 842
				ALT	+ AC	6 PK 1070
				CAM		ZRK 1572



SEAT

IBIZA V ST (6J8)

1.6 TDI

1598 ccm	66 kW	CAYB	03.10 -	ALT CAM	- AC MTR-CODE: CAYB;CAYC	6 EPK 842 ZRK 1572
----------	-------	------	---------	------------	-----------------------------	-----------------------

1.6 TDI

1598 ccm	77 kW	CAYC;CLNA	03.10 -	ALT CAM	MTR-CODE: CAYC; - AC MTR-CODE: CAYB;CAYC;CLNA	6 EPK 842 ZRK 1572
----------	-------	-----------	---------	------------	--	-----------------------

INCA (6K9)

1.4 i

1390 ccm	44 kW	AEX;AKV;APQ;AUD	11.95 - 06.03	ALT ALT ALT CAM CAM CAM CAM W-P; CAM W-P; CAM	- AC; - PS + AC + PS; - AC MTR-CODE: AEX;AKV;APQ MTR-CODE: AUD MTR-CODE: AEX, AKV, APQ MTR-CODE: AEX;AKV;APQ MTR-CODE: AUD	6 PK 750 6 PK 1185 6 PK 1070 ZRK 1288 KT 1034 KT 1285 KT 1034 W1 KT 1034 W2 KT 1285 W1
----------	-------	-----------------	---------------	---	---	--

1.4 16V

1390 ccm	55 kW	AUA	04.00 - 06.03	ALT ALT CAM CAM CAM CAM	FROM: 09.00; - AC FROM: 09.00; + AC MTR-CODE: AUA	6 PK 1070 6 PK 1185 ZRK 1001 ZRK 1289 KT 1032 KT 1464
----------	-------	-----	---------------	--	---	--

1.6 i

1595 ccm	55 kW	1F	11.95 - 05.98	PS PS ALT ALT CAM CAM	- AC + AC - AC + AC	AVX 11,5 x 685 AVX 11,5 x 755 6 PK 894 6 PK 1153 ZRK 1056 KT 1001
----------	-------	----	---------------	--------------------------------------	------------------------------	--

1.6 i

1598 ccm	55 kW	AEE;ALM	06.97 - 09.00	ALT ALT CAM CAM CAM W-P; CAM	FROM: 06.97; - AC FROM: 06.97; + AC MTR-CODE: AEE;ALM MTR-CODE: AEE;ALM	6 PK 1070 6 PK 1185 ZRK 1289 KT 1032 KT 1032 W1 KT 1032 W2
----------	-------	---------	---------------	---	--	---

1.7 D

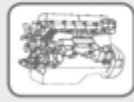
1716 ccm	42 kW	AHB	09.96 - 06.03	PS PS ALT ALT CAM CAM	- AC + AC - AC + AC	AVX 11,5 x 730 AVX 11,5 x 790 6 PK 1045 6 PK 1145 ZRK 1304 KT 1087
----------	-------	-----	---------------	--------------------------------------	------------------------------	---

1.9 D

1896 ccm	47 kW	1Y	11.95 - 06.03	PS PS ALT ALT CAM CAM CAM CAM	- AC + AC - AC + AC FROM MTR-NO: 705903 UNTIL MTR-NO: 705902	AVX 11,5 x 730 AVX 11,5 x 790 6 PK 925 6 PK 1145 ZRK 1290 KT 1021 KT 1004
----------	-------	----	---------------	--	---	---

1.9 SDI

1896 ccm	47 kW	AEY;AYQ	11.95 - 06.03	PS PS ALT ALT ALT ALT CAM CAM CAM CAM CAM CAM	- AC FROM: 09.00; MTR-CODE: AYQ; - AC FROM: 09.00; MTR-CODE: AYQ; + AC MTR-CODE: AEY; - AC MTR-CODE: AEY; + AC FROM MTR-NO: 005518; MTR-CODE: AYQ MTR-CODE: AEY UNTIL MTR-NO: 005517; MTR-CODE: AYQ FROM MTR-NO: 005518; MTR-CODE: AYQ MTR-CODE: AEY FROM MTR-NO: 005518; MTR-CODE: AYQ	AVX 11,5 x 730 AVX 11,5 x 790 6 PK 906 6 PK 1660 6 PK 1045 6 PK 1145 ZRK 1423 ZRK 1304 ZRK 1305 KT 1322 KT 1087 KT 1322 W1
----------	-------	---------	---------------	--	---	---



SEAT

INCA (6K9)

1.9 TDI						
1896 ccm	66 kW	ALH	09.96 - 06.03	PS		AVX 11,5 x 730
				PS	+ AC	AVX 11,5 x 790
				CAM	FROM MTR-NO: 500001	ZRK 1423
				CAM	MTR-CODE: AHU;ALE	ZRK 1290
				CAM	UNTIL MTR-NO: 500000	ZRK 1305
				CAM	FROM: 10.01; FROM MTR-NO: 500001	KT 1322
				CAM	MTR-CODE: AHU;ALE	KT 1358
				CAM	FROM: 10.01; FROM MTR-NO: 500001	KT 1322 W1

LEON (1M1)

1.4 16V						
1390 ccm	55 kW	AHW;APE;AUA;AXP;BCA	11.99 - 06.06	ALT	- AC	6 PK 1078
				ALT	+ AC	6 PK 1550
				CAM		ZRK 1001
				CAM	FROM MTR-NO: 160001; MTR-CODE: AHW	KT 1209
				CAM	MTR-CODE: AHW	KT 1464
				CAM	MTR-CODE: APE;AXP;BCA	KT 1209
				CAM	UNTIL MTR-NO: 160000; MTR-CODE: AHW	KT 1374
				CAM	FROM MTR-NO: 160001; MTR-CODE: AHW	KT 1209 W1
				CAM	MTR-CODE: APE;AXP;BCA	KT 1209 W1
				W-P; CAM	UNTIL MTR-NO: 160000; MTR-CODE: AHW	KT 1374 W1

1.6						
1595 ccm	74 kW	AEH;AKL;APF	11.99 - 06.06	ALT	- AC	6 PK 1125
				ALT	+ AC	6 DPK 1195
				CAM		ZRK 1216
				CAM		KT 1133
				W-P; CAM		KT 1133 W2

1.6						
1595 ccm	75 kW	BFQ;BGU	10.05 - 06.06	ALT	- AC	6 PK 1125
				ALT	+ AC	6 DPK 1195
				CAM		ZRK 1216
				CAM		KT 1133

1.6 16 V						
1598 ccm	77 kW	ATN;AUS;AZD;BCB	09.00 - 06.06	ALT	- AC	6 PK 1078
				ALT	+ AC	6 PK 1550
				CAM		ZRK 1001
				CAM		KT 1209
				CAM	MTR-CODE: AUS	KT 1464
				W-P; CAM		KT 1209 W2

1.8 20V						
1781 ccm	92 kW	AGN;APG	11.99 - 06.06	ALT	- AC	6 PK 1125
				ALT	+ AC	6 DPK 1195
				CAM		ZRK 1220
				CAM	FROM CHA-NO.: 1M-YB088001;1M-YR016501	KT 1230
				CAM	FROM CHA-NO.: 1M-YB088001;1M-YR016501	KT 1231
				CAM	UNTIL CHA-NO.: 1M-YB088000;1M-YR016500	KT 1296
				CAM	UNTIL CHA-NO.: 1M-YB088000;1M-YR016500	KT 1301
				W-P; CAM	FROM CHA-NO.: 111-YB088001	KT 1231 W1
				W-P; CAM	FROM CHA-NO.: 111-YR016501	KT 1231 W1
				W-P; CAM	OPT	KT 1296 W1
				W-P; CAM	OPT	KT 1301 W1
				W-P; CAM	UNTIL CHA-NO.: 1M-YB088 000	KT 1296 W1
				W-P; CAM	UNTIL CHA-NO.: 1M-YB-088000	KT 1301 W1
				W-P; CAM	UNTIL CHA-NO.: 1M-YB088000;1M-YR019500	KT 1230 W1
				W-P; CAM	UNTIL CHA-NO.: 1M-YR-019500	KT 1301 W1
				W-P; CAM	UNTIL CHA-NO.: 1M-YR0195000	KT 1296 W1

1.8 20V T						
1781 ccm	132 kW	APP;AUQ	11.99 - 06.06	ALT	- AC	6 PK 1125
				ALT	+ AC	6 DPK 1195
				CAM		ZRK 1220
				CAM	FROM CHA-NO.: 1M-YB088001;1M-YR016501	KT 1230
				CAM	FROM CHA-NO.: 1M-YB088001;1M-YR016501	KT 1231
				CAM	UNTIL CHA-NO.: 1M-YB088000;1M-YR016500	KT 1296
				CAM	UNTIL CHA-NO.: 1M-YB088000;1M-YR016500	KT 1301
				W-P; CAM	FROM CHA-NO.: 111-YB088001	KT 1231 W1
				W-P; CAM	FROM CHA-NO.: 111-YR016501	KT 1231 W1
				W-P; CAM	OPT	KT 1296 W1



SEAT

LEON (1M1)

1.8 20V T

1781 ccm	132 kW	APP;AUQ	11.99 - 06.06	W-P; CAM	OPT	KT 1301 W1
				W-P; CAM	UNTIL CHA-NO.: 111-YB-088000	KT 1301 W1
				W-P; CAM	UNTIL CHA-NO.: 111-YR-019500	KT 1301 W1
				W-P; CAM	UNTIL CHA-NO.: 1M-YB088 000	KT 1296 W1
				W-P; CAM	UNTIL CHA-NO.: 1M-YB-088000	KT 1301 W1
				W-P; CAM	UNTIL CHA-NO.: 1M-YR-019500	KT 1301 W1
				W-P; CAM	UNTIL CHA-NO.: 1M-YR0195000	KT 1296 W1
				W-P; CAM	UNTIL CHA-NO.: 1M-YR088001;1M-YR016501	KT 1230 W1

1.8 20V T 4

1781 ccm	132 kW	AJQ;ARY	11.99 - 06.06	ALT	- AC	6 PK 1125
				ALT	+ AC	6 DPK 1195
				CAM		ZRK 1220
				CAM	FROM CHA-NO.: 1M-YB088001;1M-YR016501	KT 1230
				CAM	FROM CHA-NO.: 1M-YB088001;1M-YR016501	KT 1231
				CAM	UNTIL CHA-NO.: 1M-YB088000;1M-YR016500	KT 1296
				CAM	UNTIL CHA-NO.: 1M-YB088000;1M-YR016500	KT 1301
				W-P; CAM	FROM CHA-NO.: 111-YB088001	KT 1231 W1
				W-P; CAM	FROM CHA-NO.: 111-YR016501	KT 1231 W1
				W-P; CAM	OPT	KT 1296 W1
				W-P; CAM	OPT	KT 1301 W1
				W-P; CAM	UNTIL CHA-NO.: 111-YB-088000	KT 1301 W1
				W-P; CAM	UNTIL CHA-NO.: 111-YR-019500	KT 1301 W1
				W-P; CAM	UNTIL CHA-NO.: 1M-YB088 000	KT 1296 W1
				W-P; CAM	UNTIL CHA-NO.: 1M-YB-088000	KT 1301 W1
				W-P; CAM	UNTIL CHA-NO.: 1M-YR-019500	KT 1301 W1
				W-P; CAM	UNTIL CHA-NO.: 1M-YR0195000	KT 1296 W1
				W-P; CAM	UNTIL CHA-NO.: 1M-YR088001;1M-YR016501	KT 1230 W1

1.8 T Cupra R

1781 ccm	154 kW	AMK	02.02 - 06.06	ALT	- AC	6 PK 1125
				ALT	+ AC	6 DPK 1195
				CAM		ZRK 1220
				CAM		KT 1230
				CAM		KT 1231
				W-P; CAM		KT 1230 W1
				W-P; CAM	OPT	KT 1231 W1

1.8 T Cupra R

1781 ccm	165 kW	BAM	07.03 - 06.06	ALT	- AC	6 PK 1125
				ALT	+ AC	6 DPK 1195
				CAM		ZRK 1220
				CAM		KT 1230
				CAM		KT 1231
				W-P; CAM		KT 1230 W1
				W-P; CAM	OPT	KT 1231 W1

2.8

2792 ccm	150 kW	BDE	05.02 - 06.04	ALT	- AC	6 PK 1265
				ALT	+ AC	6 DPK 1320

2.8 Cupra 4

2792 ccm	150 kW	AUE	02.01 - 06.06	ALT	- AC	6 PK 1265
				ALT	+ AC	6 DPK 1320

1.9 SDI

1896 ccm	50 kW	AQM	11.99 - 06.06	ALT	FROM: 06.00; - AC	6 PK 906
				ALT	FROM: 06.00; + AC	6 PK 1660
				W-P; CAM	FROM MTR-NO: 045001	ZRK 1423
				W-P; CAM	UNTIL MTR-NO: 045000	ZRK 1305
				W-P; CAM		KT 1322
				W-P; CAM		KT 1322 W1
				W-P; CAM	UNTIL MTR-NO: 030000	KT 1341 W1

1.9 TDI

1896 ccm	66 kW	AGR;ALH	11.99 - 06.06	ALT	- AC	6 PK 906
				ALT	+ AC	6 PK 1660
				W-P	FROM MTR-NO: 500001; MTR-CODE: ALH	ZRK 1423
				W-P	FROM MTR-NO: 565001; MTR-CODE: AGR	ZRK 1423
				W-P	UNTIL MTR-NO: 500000; MTR-CODE: ALH	ZRK 1305
				W-P	UNTIL MTR-NO: 565000; MTR-CODE: AGR	ZRK 1305
				W-P	FROM MTR-NO: 500001; MTR-CODE: ALH	KT 1322
				W-P	FROM MTR-NO: 565001; MTR-CODE: AGR	KT 1322



SEAT

LEON (1M1)

1.9 TDI							
1896 ccm	66 kW	AGR;ALH	11.99 - 06.06	W-P W-P	FROM MTR-NO: 500001; MTR-CODE: ALH FROM MTR-NO: 565001; MTR-CODE: AGR	KT 1322 W1 KT 1322 W1	
1.9 TDI							
1896 ccm	74 kW	AXR	10.05 - 06.06	ALT ALT CAM CAM CAM	- AC + AC	6 PK 1125 6 DPK 1195 ZRK 1338 KT 1237 KT 1237 W3	
1.9 TDI							
1896 ccm	81 kW	AHF;ASV	11.99 - 06.06	ALT ALT W-P W-P W-P; CAM W-P W-P; CAM W-P W-P; CAM	- AC + AC FROM MTR-NO: 595001; MTR-CODE: AHF UNTIL MTR-NO: 595000; MTR-CODE: AHF MTR-CODE: ASV FROM MTR-NO: 595001; MTR-CODE: AHF MTR-CODE: ASV FROM MTR-NO: 595001; MTR-CODE: AHF MTR-CODE: ASV	6 PK 906 6 PK 1660 ZRK 1423 ZRK 1305 ZRK 1423 KT 1322 KT 1322 KT 1322 W1 KT 1322 W1	
1.9 TDI							
1896 ccm	96 kW	ASZ	05.03 - 06.06	ALT ALT W-P; CAM W-P; CAM W-P; CAM	- AC + AC	6 PK 1125 6 DPK 1195 ZRK 1338 KT 1237 KT 1237 W3	
1.9 TDI							
1896 ccm	110 kW	ARL	02.01 - 06.06	ALT ALT CAM CAM CAM CAM W-P; CAM W-P; CAM	- AC + AC FROM CHA-NO.: 1M-2R120001 UNTIL CHA-NO.: 1M-2R120000 UNTIL CHA-NO.: 1M-2R120000 FROM CHA-NO.: 1M-2-R120001 UNTIL CHA-NO.: 1M-2-R120000	6 PK 1125 6 DPK 1195 ZRK 1338 KT 1237 KT 1236 KT 1238 KT 1237 W4 KT 1236 W2	
1.9 TDI Syncro							
1896 ccm	110 kW	ARL	05.02 - 06.06	ALT ALT CAM CAM CAM CAM W-P; CAM	- AC + AC FROM CHA-NO.: 1M-2R120001 UNTIL CHA-NO.: 1M-2R120000 UNTIL CHA-NO.: 1M-2R120000 UNTIL CHA-NO.: 1M-2-R120000	6 PK 1125 6 DPK 1195 ZRK 1338 KT 1237 KT 1236 KT 1238 KT 1236 W2	

LEON (1P1)

1.2 TSI							
1197 ccm	77 kW	CBZB	02.10 -	ALT ALT	- AC + AC	6 PK 1432 6 PK 1690	
1.4 16V							
1390 ccm	63 kW	BXW;CGGB	06.06 -	ALT ALT CAM CAM CAM	- AC + AC	6 PK 737 6 PK 1100 ZRK 1001 KT 1209 KT 1209 W1	
1.4 TSI							
1390 ccm	92 kW	CAXC	11.07 -	ALT ALT	- AC + AC	6 PK 737 6 PK 1100	
1.6							
1595 ccm	75 kW	BSE;BSF;CCSA;CMXA	07.05 -	ALT ALT CAM CAM	- AC + AC	6 PK 900 6 PK 1045 ZRK 1216 KT 1133	
1.6 LPG							
1595 ccm	75 kW	CHGA	12.09 -	ALT ALT	- AC + AC	6 PK 900 6 PK 1045	
1.8 TSI							
1798 ccm	118 kW	BZB;CDA A	06.07 -	ALT ALT	FROM: 11.08; MTR-CODE: CDA A MTR-CODE: BZB	6 PK 1115 6 PK 1115	



SEAT

LEON (1P1)

1.8 TSI

1798 ccm 118 kW BZB;CDAA 06.07 - W-P ZRK 1585

2.0 FSI

1984 ccm 110 kW BLR;BLY;BVY;BVZ 07.05 - ALT - AC 6 PK 900
ALT + AC 6 PK 1045
CAM ZRK 1443
CAM KT 1432
W-P; CAM KT 1516 W1

2.0 TFSI

1984 ccm 136 kW BWA1 09.05 - ALT - AC 6 PK 955
ALT + AC 6 PK 1055
CAM ZRK 1443
CAM KT 1432

2.0 TFSI

1984 ccm 147 kW BWA 05.05 - ALT - AC 6 PK 955
ALT + AC 6 PK 1055
W-P; CAM ZRK 1443
W-P; CAM KT 1432
W-P; CAM KT 1432 W1

2.0 TFSI

1984 ccm 155 kW CCZB 06.09 - ALT 6 PK 1115
W-P ZRK 1585

2.0 TFSI

1984 ccm 177 kW BWJ;CDLD 11.06 - ALT - AC 6 PK 955
ALT + AC 6 PK 1055
W-P MTR-CODE: BWJ;CDLD ZRK 1443

2.0 Cupra R

1984 ccm 195 kW CDLA 09.09 - ALT - AC 6 PK 955
ALT + AC 6 PK 1055
CAM ZRK 1443

1.6 TDI

1598 ccm 66 kW CAYB 11.10 - CAM MTR-CODE: CAYB;CAYC ZRK 1572

1.6 TDI

1598 ccm 77 kW CAYC 02.10 - CAM MTR-CODE: CAYB;CAYC ZRK 1572

1.9 TDI

1896 ccm 66 kW BXF 06.07 - ALT - AC 6 PK 950
ALT + AC 6 PK 1055
CAM ZRK 1338
CAM KT 1237
CAM KT 1237 W2

1.9 TDI

1896 ccm 77 kW BKC;BLS;BXE 07.05 - ALT - AC 6 PK 950
ALT + AC 6 PK 1055
W-P; CAM ZRK 1338
W-P; CAM KT 1237
W-P; CAM KT 1237 W2

1.9 TDi

1896 ccm 81 kW ASV 10.05 - W-P FROM MTR-NO: 595001; MTR-CODE: AHF ZRK 1423
W-P UNTIL MTR-NO: 595000; MTR-CODE: AHF ZRK 1305
W-P; CAM MTR-CODE: ASV ZRK 1423
W-P FROM MTR-NO: 595001; MTR-CODE: AHF KT 1322
W-P; CAM MTR-CODE: ASV KT 1322
W-P FROM MTR-NO: 595001; MTR-CODE: AHF KT 1322 W1
W-P; CAM MTR-CODE: ASV KT 1322 W1

2.0 TDI

1968 ccm 100 kW AZV 07.05 - ALT - AC 6 PK 950
ALT + AC 6 PK 1055
W-P MTR-CODE: AZV;BKD ZRK 1468
CAM; W-P MTR-CODE: AZV;BKD; FROM CHA-NO.: 5P-7-000 001 KT 1512
W-P; CAM UNTIL CHA-NO.: 5P-7-000000; MTR-CODE: AZV;BKD KT 1403
W-P; CAM FROM CHA-NO.: 1P-7-000 001 KT 1512 W1
W-P; CAM UNTIL CHA-NO.: 5P-7-000000; MTR-CODE: AZV;BKD KT 1403 W1

2.0 TDI

1968 ccm 103 kW BMM 10.05 - ALT - AC 6 PK 950



SEAT

LEON (1P1)

2.0 TDI						
1968 ccm	103 kW	BMM	10.05 -	ALT	+ AC	6 PK 1045
				W-P; CAM		ZRK 1338
				W-P; CAM		KT 1237
				ALT; W-P		KT 1237 W3
2.0 TDI 16V						
1968 ccm	103 kW	BKD;CFHC;CLCB	07.05 -	ALT	- AC	6 PK 950
				ALT	+ AC	6 PK 1055
				CAM	MTR-CODE: CFHC;CLCB	ZRK 1572
				W-P	MTR-CODE: AZV;BKD	ZRK 1468
				CAM; W-P	MTR-CODE: AZV;BKD; FROM CHA-NO.: 1P-7-000 001	KT 1512
				W-P	UNTIL CHA-NO.: 5P-7-000000; MTR-CODE: AZV;BKD	KT 1403
				W-P	UNTIL CHA-NO.: 5P-7-000000; MTR-CODE: AZV;BKD	KT 1403 W1
				W-P; CAM	MTR-CODE: BKD; FROM CHA-NO.: 1P-7-000 001	KT 1512 W1
2.0 TDI						
1968 ccm	125 kW	BMN;CEGA;CFJA	05.06 -	ALT	MTR-CODE: BMN; - AC	6 PK 950
				ALT	MTR-CODE: BMN; + AC	6 PK 1045
				ALT	MTR-CODE: BMN;CEGA; - AC	6 PK 950
				ALT	MTR-CODE: BMN;CEGA; + AC	6 PK 1045
				ALT	UNTIL: 09.10; MTR-CODE: BMN;CEGA;CEGA; - AC	6 EPK 842
				ALT	UNTIL: 09.10; MTR-CODE: BMN;CEGA;CEGA; + AC	6 PK 1070
				CAM	MTR-CODE: CFJA	ZRK 1572
				W-P; CAM	MTR-CODE: BMN	ZRK 1468
				W-P; CAM	MTR-CODE: CEGA	ZRK 1544
				CAM; W-P	MTR-CODE: BMN	KT 1512
				W-P; CAM	MTR-CODE: CEGA	KT 1420
				W-P; CAM	MTR-CODE: BMN	KT 1512 W1

MARBELLA (28)

0.8						
843 ccm	25 kW	08 NCA	08.86 - 12.93	ALT		AVX 10 x 813
0.9						
903 ccm	29 kW	09 NCA;100 GL 7000	01.87 - 12.93	ALT		AVX 10 x 813
0.9 KAT						
903 ccm	29 kW	09 NCB;100 GL 7000	01.90 - 11.96	ALT		AVX 10 x 813
0.9 KAT						
899 ccm	30 kW	08 NCB	11.96 - 10.98	ALT		AVX 10 x 800

TERRA (24)

0.9						
903 ccm	29 kW	09 NCA	02.87 - 12.96	ALT		AVX 10 x 800
0.9 KAT						
903 ccm	29 kW	09 NCB	02.92 - 12.94	ALT		AVX 10 x 800
1.3 D						
1272 ccm	33 kW	MN	03.90 - 12.94	ALT		AVX 10 x 675
				CAM		ZRK 1116
				INJ-P		ZRK 1265
1.4 D						
1398 ccm	35 kW	1 W	10.90 - 12.95	ALT		AVX 10 x 700
				CAM		ZRK 1116
				INJ-P		ZRK 1265

TERRA Kasten (024A)

0.9						
903 ccm	29 kW	09 NCA	01.87 - 12.95	ALT		AVX 10 x 800
0.9 KAT						
903 ccm	29 kW	09 NCB	01.90 - 12.95	ALT		AVX 10 x 800
1.3 D						
1272 ccm	33 kW	MN	03.90 - 02.92	ALT		AVX 10 x 675
				CAM		ZRK 1116
				INJ-P		ZRK 1265
1.4 D						
1398 ccm	35 kW	1 W	10.90 - 02.92	ALT		AVX 10 x 700



SEAT

TERRA Kasten (024A)

1.4 D

1398 ccm	35 kW	1 W	10.90 - 02.92	CAM		ZRK 1116
				INJ-P		ZRK 1265

TOLEDO I (1L)

1.6 i

1595 ccm	52 kW	1F	05.91 - 12.93	ALT	- PS	AVX 10 x 950
				ALT	+ AC	AVX 10 x 630
				ALT	+ PS	AVX 10 x 864
				PS		AVX 10 x 730
				ALT	FROM: 11.93; FROM CHA-NO.: 1L-ZD304851; - AC	6 PK 894
				ALT	FROM: 11.93; FROM CHA-NO.: 1L-ZD304851; + AC	6 PK 1153
				AUX-FAN	+ AC	2 PJ 800
				CAM		ZRK 1056
				CAM		KT 1001

1.6 i

1595 ccm	54 kW	1F;ABN;EZ	05.91 - 03.99	ALT	- PS	AVX 10 x 950
				ALT	+ AC	AVX 10 x 630
				ALT	+ PS	AVX 10 x 864
				PS		AVX 10 x 730
				ALT	FROM: 11.93; FROM CHA-NO.: 1L-ZD304851; - AC	6 PK 894
				ALT	FROM: 11.93; FROM CHA-NO.: 1L-ZD304851; + AC	6 PK 1153
				AUX-FAN	+ AC	2 PJ 800
				CAM		ZRK 1056
				CAM		KT 1001

1.6 i

1595 ccm	55 kW	1F	01.93 - 03.99	ALT	- PS	AVX 10 x 950
				ALT	+ AC	AVX 10 x 630
				ALT	+ PS	AVX 10 x 864
				PS		AVX 10 x 730
				ALT	FROM: 11.93; FROM CHA-NO.: 1L-ZD304851; - AC	6 PK 894
				ALT	FROM: 11.93; FROM CHA-NO.: 1L-ZD304851; + AC	6 PK 1153
				AUX-FAN	+ AC	2 PJ 800
				CAM		ZRK 1056
				CAM		KT 1001

1.6 i

1595 ccm	74 kW	AFT	11.96 - 03.99	ALT	- AC	6 PK 894
				ALT	+ AC	6 PK 1153
				AUX-FAN	+ AC	2 PJ 860
				CAM		ZRK 1237
				CAM		KT 1288

1.8 i

1781 ccm	65 kW	RP	05.91 - 12.96	ALT	- PS	AVX 10 x 950
				ALT	+ AC	AVX 10 x 630
				ALT	+ PS	AVX 10 x 864
				PS		AVX 10 x 730
				CAM		ZRK 1056
				CAM		KT 1001

1.8 i

1781 ccm	66 kW	ABS;ACC;ADZ	11.93 - 12.96	ALT	- PS	AVX 10 x 950
				ALT	+ AC	AVX 10 x 630
				ALT	+ PS	AVX 10 x 864
				PS		AVX 10 x 730
				PS	+ AC	AVX 11,5 x 755
				ALT	MTR-CODE: ABS;ADZ; - AC	6 PK 894
				ALT	MTR-CODE: ABS;ADZ; + AC	6 PK 1153
				AUX-FAN	MTR-CODE: ABS;ADZ; + AC	2 PJ 800
				CAM		ZRK 1056
				CAM		KT 1001

1.8 16V

1781 ccm	92 kW	PL	05.91 - 03.99	ALT	- AC	AVX 10 x 950
				ALT	+ AC	AVX 10 x 630
				ALT	+ PS	AVX 10 x 864
				PS		AVX 10 x 730
				AUX-FAN	+ AC	2 PJ 800
				CAM		ZRK 1232
				CAM		KT 1020



SEAT

TOLEDO I (1L)

1.8 16V						
1781 ccm	98 kW	KR	05.91 - 03.99	ALT	- AC	AVX 10 x 950
				ALT	+ AC	AVX 10 x 630
				ALT	+ PS	AVX 10 x 864
				PS		AVX 10 x 730
				AUX-FAN	+ AC	2 PJ 800
				CAM		ZRK 1232
				CAM		KT 1020
1.8 GT						
1781 ccm	102 kW	KR	05.91 - 11.92	AUX-FAN	+ AC	2 PJ 800
				CAM		ZRK 1232
				CAM		KT 1020
2.0 i						
1984 ccm	85 kW	2E;AGG	05.91 - 03.99	ALT	- PS	AVX 10 x 950
				ALT	+ AC	AVX 10 x 630
				ALT	+ PS	AVX 10 x 864
				PS		AVX 10 x 730
				ALT	FROM: 11.93; FROM CHA-NO.: 1L-ZD304851; - AC	6 PK 894
				ALT	FROM: 11.93; FROM CHA-NO.: 1L-ZD304851; + AC	6 PK 1153
				AUX-FAN	+ AUTO-TM; + AC	2 PJ 860
				AUX-FAN	+ MAN-TM; + AC	2 PJ 800
				CAM		ZRK 1315
				CAM		KT 1258
2.0 i 16V						
1984 ccm	110 kW	ABF	11.93 - 03.99	ALT		AVX 10 x 950
				ALT	+ PS	AVX 10 x 864
				PS		AVX 10 x 730
				PS	+ AC	AVX 11,5 x 755
				ALT	FROM: 03.94; + AC	6 PK 1153
				ALT	FROM: 03.94; UNTIL: 12.95; - AC	6 PK 975
				AUX-FAN	FROM: 03.94; + AC	2 PJ 860
				CAM		ZRK 1222
				CAM		KT 1381
1.9 D						
1896 ccm	47 kW	1Y	12.95 - 03.99	PS		AVX 11,5 x 730
				PS	+ AC	AVX 11,5 x 790
				ALT	- AC	6 PK 925
				ALT	+ AC	6 PK 1145
				AUX-FAN	+ AC	2 PJ 800
				CAM		ZRK 1290
				CAM	FROM MTR-NO: 705903	KT 1021
				CAM	UNTIL MTR-NO: 705902	KT 1004
1.9 D						
1896 ccm	50 kW	1Y	05.91 - 03.99	ALT		AVX 11,9 x 965
				ALT	+ AC	AVX 11,5 x 695
				ALT	UNTIL CHA-NO.: 1L-ZD304 850; - AC	AVX 11,9 x 950
				PS		AVX 10 x 650
				PS	OE-NO.: 068145271B	AVX 11,5 x 755
				PS	OE-NO.: 068145271E	AVX 11,9 x 650
				ALT	FROM: 10.93; - AC	6 PK 925
				ALT	FROM: 10.93; + AC	6 PK 1145
				AUX-FAN	+ AC	2 PJ 800
				CAM		ZRK 1290
				CAM	FROM MTR-NO: 705903	KT 1021
				CAM	UNTIL MTR-NO: 705902	KT 1004
1.9 TD						
1896 ccm	55 kW	AAZ	05.91 - 03.99	ALT		AVX 11,9 x 965
				ALT	+ AC	AVX 11,5 x 695
				ALT	OE-NO.: 068145271E; - AC	AVX 11,9 x 650
				ALT	UNTIL CHA-NO.: 1L-ZD304850; - AC	AVX 11,9 x 950
				PS		AVX 10 x 650
				PS	OE-NO.: 068145271B; - AC	AVX 11,5 x 730
				ALT	FROM: 10.93; - AC	6 PK 925
				ALT	FROM: 10.93; + AC	6 PK 1145
				AUX-FAN	+ AC	2 PJ 860
				CAM		ZRK 1290
				CAM	FROM MTR-NO: 705903	KT 1021



SEAT

TOLEDO I (1L)

1.9 TD

1896 ccm 55 kW AAZ 05.91 - 03.99 CAM UNTIL MTR-NO: 705902 **KT 1004**

1.9 TDI

1896 ccm 66 kW 1Z;AHU 08.95 - 03.99 PS - AC **AVX 11,5 x 730**
PS + AC **AVX 11,5 x 790**
ALT - AC **6 PK 925**
ALT + AC **6 PK 1145**
AUX-FAN + AC **2 PJ 860**
CAM **ZRK 1290**
CAM FROM MTR-NO: 136386; MTR-CODE: AHU **KT 1358**
CAM FROM MTR-NO: 289577; MTR-CODE: 1Z **KT 1358**
CAM UNTIL MTR-NO: 136385; MTR-CODE: AHU **KT 1014**
CAM UNTIL MTR-NO: 289576; MTR-CODE: 1Z **KT 1014**

1.9 TDI

1896 ccm 81 kW AFN 11.96 - 03.99 PS **AVX 11,5 x 730**
PS + AC **AVX 11,5 x 790**
ALT - AC **6 PK 925**
ALT + AC **6 PK 1145**
AUX-FAN + AC **2 PJ 860**
CAM **ZRK 1290**
CAM FROM MTR-NO: 136734 **KT 1358**
CAM UNTIL MTR-NO: 136733 **KT 1014**

TOLEDO II (1M2)

1.4 16V

1390 ccm 55 kW AHW;APE;AUA;AXP;BCA 07.99 - 05.06 ALT FROM: 11.99; - AC **6 PK 1078**
ALT FROM: 11.99; + AC **6 PK 1550**
CAM **ZRK 1001**
CAM FROM MTR-NO: 160001; MTR-CODE: AHW **KT 1209**
CAM MTR-CODE: AHW **KT 1464**
CAM MTR-CODE: APE;AXP;BCA **KT 1209**
CAM UNTIL MTR-NO: 160000; MTR-CODE: AHW **KT 1374**
CAM FROM MTR-NO: 160001; MTR-CODE: AHW **KT 1209 W1**
CAM MTR-CODE: APE;AXP;BCA **KT 1209 W1**
W-P; CAM UNTIL MTR-NO: 160000; MTR-CODE: AHW **KT 1374 W1**

1.6

1595 ccm 74 kW AEH;AKL;APF 04.99 - 09.00 ALT - AC **6 PK 1125**
ALT + AC **6 DPK 1195**
CAM **ZRK 1216**
CAM **KT 1133**
W-P; CAM **KT 1133 W2**

1.6 16V

1598 ccm 77 kW AUS;AZD;BCB 09.00 - 05.06 ALT - AC **6 PK 1078**
ALT + AC **6 PK 1550**
CAM **ZRK 1001**
CAM **KT 1209**
CAM MTR-CODE: AUS **KT 1464**
W-P; CAM **KT 1209 W2**

1.8 20V

1781 ccm 92 kW AGN;APG 04.99 - 05.06 ALT - AC **6 PK 1125**
ALT + AC **6 DPK 1195**
CAM **ZRK 1220**
CAM FROM CHA-NO.: 1M-YB088001;1M-YR016501 **KT 1230**
CAM FROM CHA-NO.: 1M-YB088001;1M-YR016501 **KT 1231**
CAM UNTIL CHA-NO.: 1M-YB088000;1M-YR016500 **KT 1296**
CAM UNTIL CHA-NO.: 1M-YB088000;1M-YR016500 **KT 1301**
W-P; CAM FROM CHA-NO.: 111-YB088001 **KT 1231 W1**
W-P; CAM FROM CHA-NO.: 111-YR016501 **KT 1231 W1**
W-P; CAM FROM CHA-NO.: 1M-YB088001;1M-YR016501 **KT 1230 W1**
W-P; CAM OPT **KT 1296 W1**
W-P; CAM OPT **KT 1301 W1**
W-P; CAM UNTIL CHA-NO.: 1M-YB088000 **KT 1296 W1**
W-P; CAM UNTIL CHA-NO.: 1M-YB-088000 **KT 1301 W1**
W-P; CAM UNTIL CHA-NO.: 1M-YR-016500 **KT 1301 W1**
W-P; CAM UNTIL CHA-NO.: 1M-YR019500 **KT 1296 W1**

1.8 20VT

1781 ccm 132 kW APP;AUQ 05.01 - 05.06 ALT MTR-CODE: AJQ;APP; - AC **6 PK 1125**



SEAT

TOLEDO II (1M2)

1.8 20VT

1781 ccm	132 kW	APP;AUQ	05.01 - 05.06	ALT	MTR-CODE: AJQ;APP; + AC	6 DPK 1195
				ALT	MTR-CODE: ARY;AUQ; - AC	6 PK 1125
				ALT	MTR-CODE: ARY;AUQ; + AC	6 DPK 1195
				CAM		ZRK 1220
				CAM	FROM CHA-NO.: 1M-YB088001;1M-YR016501	KT 1230
				CAM	FROM CHA-NO.: 1M-YB088001;1M-YR016501	KT 1231
				CAM	UNTIL CHA-NO.: 1M-YB088000;1M-YR016500	KT 1296
				CAM	UNTIL CHA-NO.: 1M-YB088000;1M-YR016500	KT 1301
				W-P; CAM	FROM CHA-NO.: 111-YB088001	KT 1231 W1
				W-P; CAM	FROM CHA-NO.: 111-YR016501	KT 1231 W1
				W-P; CAM	FROM CHA-NO.: 1M-YB088001;1M-YR016501	KT 1230 W1
				W-P; CAM	OPT	KT 1296 W1
				W-P; CAM	OPT	KT 1301 W1
				W-P; CAM	UNTIL CHA-NO.: 111-YB-088000	KT 1301 W1
				W-P; CAM	UNTIL CHA-NO.: 111-YR-019500	KT 1301 W1
				W-P; CAM	UNTIL CHA-NO.: 1M-YB088000	KT 1296 W1
				W-P; CAM	UNTIL CHA-NO.: 1M-YB-088000	KT 1301 W1
				W-P; CAM	UNTIL CHA-NO.: 1M-YR-016500	KT 1301 W1
				W-P; CAM	UNTIL CHA-NO.: 1M-YR019500	KT 1296 W1

2.3 V5

2324 ccm	110 kW	AGZ	04.99 - 05.01	ALT	- AC	6 PK 1285
				ALT	+ AC	6 DPK 1352

2.3 V5 20V

2324 ccm	125 kW	AQN	05.01 - 05.06	ALT	- AC	6 PK 1265
				ALT	+ AC	6 DPK 1320

1.9 SDI

1896 ccm	50 kW	AQM	11.99 - 06.04	ALT	- AC	6 PK 906
				ALT	+ AC	6 PK 1660
				CAM	FROM MTR-NO: 045001	ZRK 1423
				CAM	UNTIL MTR-NO: 045000	ZRK 1305
				CAM	FROM MTR-NO: 045001	KT 1322

1.9 TDI

1896 ccm	66 kW	AGR;ALH	04.99 - 05.06	ALT	FROM: 05.00; MTR-CODE: ALH; - AC	6 PK 906
				ALT	FROM: 05.00; MTR-CODE: ALH; + AC	6 PK 1660
				ALT	MTR-CODE: AGR; - AC	6 PK 906
				ALT	MTR-CODE: AGR; + AC	6 PK 1660
				W-P	FROM MTR-NO: 500001; MTR-CODE: ALH	ZRK 1423
				W-P	FROM MTR-NO: 565001; MTR-CODE: AGR	ZRK 1423
				W-P	UNTIL MTR-NO: 500000; MTR-CODE: ALH	ZRK 1305
				W-P	UNTIL MTR-NO: 565000; MTR-CODE: AGR	ZRK 1305
				W-P	FROM MTR-NO: 500001; MTR-CODE: ALH	KT 1322
				W-P	FROM MTR-NO: 565001; MTR-CODE: AGR	KT 1322
				W-P	FROM MTR-NO: 500001; MTR-CODE: ALH	KT 1322 W1
				W-P	FROM MTR-NO: 565001; MTR-CODE: AGR	KT 1322 W1

1.9 TDI

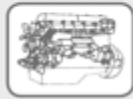
1896 ccm	81 kW	AHF;ASV	04.99 - 05.06	ALT	MTR-CODE: AHF; - AC	6 PK 906
				ALT	MTR-CODE: AHF; + AC	6 PK 1660
				ALT	MTR-CODE: ASV; - AC	6 PK 906
				ALT	MTR-CODE: ASV; + AC	6 PK 1660
				W-P	FROM MTR-NO: 595001; MTR-CODE: AHF	ZRK 1423
				W-P	UNTIL MTR-NO: 595000; MTR-CODE: AHF	ZRK 1305
				W-P; CAM	MTR-CODE: ASV	ZRK 1423
				W-P	FROM MTR-NO: 595001; MTR-CODE: AHF	KT 1322
				W-P; CAM	MTR-CODE: ASV	KT 1322
				W-P	FROM MTR-NO: 595001; MTR-CODE: AHF	KT 1322 W1
				W-P; CAM	MTR-CODE: ASV	KT 1322 W1

1.9 TDI

1896 ccm	96 kW	ASZ	05.03 - 05.06	ALT	- AC	6 PK 1125
				ALT	+ AC	6 DPK 1195
				W-P; CAM		ZRK 1338
				W-P; CAM		KT 1237
				W-P; CAM		KT 1237 W3

1.9 TDI

1896 ccm	110 kW	ARL	10.00 - 05.06	ALT	FROM: 05.01; - AC	6 PK 1125
				ALT	FROM: 05.01; + AC	6 DPK 1195
				CAM		ZRK 1338



SEAT

TOLEDO II (1M2)

1.9 TDI

1896 ccm	110 kW	ARL	10.00 - 05.06	CAM	FROM CHA-NO.: 1M-2R120001	KT 1237
				CAM	UNTIL CHA-NO.: 1M-2R120000	KT 1236
				CAM	UNTIL CHA-NO.: 1M-2R120000	KT 1238
				W-P; CAM		KT 1236 W2

TOLEDO III (5P2)

1.6

1595 ccm	75 kW	BGU;BSE;BSF;CCSA	10.04 - 05.09	ALT	- AC	6 PK 900
				ALT	+ AC	6 PK 1045
				CAM		ZRK 1216
				CAM		KT 1133

1.8 TFSI

1798 ccm	118 kW	BYT;BZB;CDA	01.07 - 05.09	ALT		6 PK 1115
				W-P		ZRK 1585

2.0 FSI

1984 ccm	110 kW	BLR;BLY;BVY;BVZ	10.04 - 05.09	ALT	- AC	6 PK 900
				ALT	+ AC	6 PK 1045
				CAM	MTR-CODE: BLR;BLY	ZRK 1443
				CAM		KT 1432
				W-P; CAM		KT 1516 W1

2.0 TFSI

1984 ccm	147 kW	BWA	11.05 - 05.09	ALT	- AC	6 PK 955
				ALT	+ AC	6 PK 1055
				W-P; CAM		ZRK 1443
				W-P; CAM		KT 1432
				W-P; CAM		KT 1432 W1

1.9 TDI

1896 ccm	77 kW	BJB;BKC;BLS;BXE	10.04 - 05.09	ALT	FROM: 10.05; MTR-CODE: BLS;BXE; - AC	6 PK 950
				ALT	FROM: 10.05; MTR-CODE: BLS;BXE; + AC	6 PK 1055
				ALT	MTR-CODE: BJB;BKC; - AC	6 PK 950
				ALT	MTR-CODE: BJB;BKC; + AC	6 PK 1055
				W-P; CAM		ZRK 1338
				W-P; CAM		KT 1237
				W-P; CAM	MTR-CODE: BXE	KT 1237 W2

2.0 TDI

1968 ccm	100 kW	AZV	09.04 - 05.09	ALT	- AC	6 PK 950
				ALT	+ AC	6 PK 1055
				W-P	MTR-CODE: AZV;BKD	ZRK 1468
				CAM; W-P	MTR-CODE: AZV;BKD; FROM CHA-NO.: 5P-7-032 501	KT 1512
				W-P; CAM	UNTIL CHA-NO.: 5P-7-032 500; MTR-CODE: AZV;BKD	KT 1403
				W-P; CAM	FROM CHA-NO.: 5P-7-032 501	KT 1512 W1
				W-P; CAM	UNTIL CHA-NO.: 5P-7-032500; MTR-CODE: AZV;BKD	KT 1403 W1

2.0 TDI

1968 ccm	103 kW	BMM	11.05 - 05.09	ALT	- AC	6 PK 950
				ALT	+ AC	6 PK 1045
				CAM		ZRK 1338
				CAM		KT 1237
				CAM		KT 1237 W3

2.0 TDI 16V

1968 ccm	103 kW	BKD	04.04 - 05.09	ALT	- AC	6 PK 950
				ALT	+ AC	6 PK 1055
				W-P	MTR-CODE: AZV;BKD	ZRK 1468
				CAM; W-P	MTR-CODE: AZV;BKD; FROM CHA-NO.: 5P-7-032 501	KT 1512
				W-P	UNTIL CHA-NO.: 5P-7-032500; MTR-CODE: AZV;BKD	KT 1403
				W-P	UNTIL CHA-NO.: 5P-7-032500; MTR-CODE: AZV;BKD	KT 1403 W1
				W-P; CAM	FROM CHA-NO.: 5P-7-032 501	KT 1512 W1

2.0 TDI

1968 ccm	125 kW	BMN;CEGA	01.06 - 05.09	ALT	- AC	6 PK 950
				ALT	+ AC	6 PK 1045
				W-P	MTR-CODE: CEGA	ZRK 1544
				W-P; CAM	MTR-CODE: BMN	ZRK 1468



SEAT

TOLEDO III (5P2)

2.0 TDI						
1968 ccm	125 kW	BMN;CEGA	01.06 - 05.09	CAM; W-P	MTR-CODE: BMN	KT 1512
				W-P; CAM	MTR-CODE: CEGA	KT 1420
				W-P; CAM	MTR-CODE: 26557	KT 1512 W1

SKODA

FABIA (6Y2)

1.0						
996 ccm	37 kW	AQV;ARV	12.99 - 08.02	ALT	FROM: 10.00; - AC	5 PK 1219
				ALT	FROM: 10.00; + AC	6 PK 1748
1.2						
1198 ccm	40 kW	AWY;BMD	08.02 - 03.08	ALT	- AC	6 PK 1450
				ALT	FROM CHA-NO.: 6Y-4-893312; + AC	6 PK 1870
				ALT	UNTIL CHA-NO.: 6Y-4-893311; + AC	6 PK 1880
1.2						
1198 ccm	47 kW	AZQ;BME	01.03 - 03.08	ALT	+ AC	6 PK 1870
				ALT	FROM CHA-NO.: 6Y-4-893312; - AC	6 PK 1450
				ALT	UNTIL CHA-NO.: 6Y-3-893311; - AC	6 PK 1460
1.4						
1397 ccm	44 kW	AZE;AZF	08.00 - 08.02	ALT	- AC	5 PK 1219
				ALT	+ AC	6 PK 1748
1.4						
1397 ccm	50 kW	AME;AQW;ATZ	08.99 - 05.03	ALT	- AC	5 PK 1219
				ALT	+ AC	6 PK 1748
1.4 16V						
1390 ccm	55 kW	AUA;BBY;BKY	12.99 - 03.08	ALT	FROM CHA-NO.: 6Y-2-389396; - AC	6 PK 737
				ALT	FROM CHA-NO.: 6Y-2-389396; + AC	6 PK 1078
				ALT	UNTIL CHA-NO.: 6Y-2-389395; - AC	6 PK 745
				ALT	UNTIL CHA-NO.: 6Y-2-389395; + AC	6 PK 1090
				CAM		ZRK 1001
				CAM	MTR-CODE: BKY	KT 1464
				CAM	UNTIL CHA-NO.: 6Y-54421759;6Y-5B050001	KT 1209
				CAM	FROM CHA-NO.: 6Y-5B050002;6Y-54421760	KT 1445 W1
				CAM	UNTIL CHA-NO.: 6Y-54421759;6Y-5B050001	KT 1209 W1
1.4 16V						
1390 ccm	74 kW	AUB;BBZ	12.99 - 03.08	ALT	FROM CHA-NO.: 6Y-2-389396; - AC	6 PK 737
				ALT	FROM CHA-NO.: 6Y-2-389396; + AC	6 PK 1078
				ALT	UNTIL CHA-NO.: 6Y-2-389395; - AC	6 PK 745
				ALT	UNTIL CHA-NO.: 6Y-2-389395; + AC	6 PK 1090
				CAM		ZRK 1001
				CAM	MTR-CODE: BBZ	KT 1464
				CAM	UNTIL CHA-NO.: 6Y-54421759;6Y-5B050001	KT 1209
				CAM	FROM CHA-NO.: 6Y-5B050002;6Y-54421760	KT 1445 W1
				CAM	UNTIL CHA-NO.: 6Y-54421759;6Y-5B050001	KT 1209 W1
2.0						
1984 ccm	85 kW	AQY;AZL	12.99 - 03.08	ALT	- AC	6 PK 925
				ALT	+ AC	6 PK 1035
				CAM		ZRK 1216
				CAM		KT 1133
1.4 TDI						
1422 ccm	51 kW	BNM	10.05 - 03.08	ALT	+ AC	6 PK 995
				ALT	FROM CHA-NO.: 6Y-5-331601; - AC	6 PK 820
				ALT	UNTIL CHA-NO.: 6Y-5-331600; - AC	6 PK 858
				W-P; CAM		ZRK 1338
				W-P; CAM		KT 1237
				W-P; CAM		KT 1237 W2
1.4 TDI						
1422 ccm	55 kW	AMF	04.03 - 03.08	ALT	- AC	6 PK 858
				ALT	+ AC	6 PK 995
				W-P; CAM		ZRK 1338
				W-P; CAM		KT 1237
				W-P; CAM		KT 1237 W2
1.4 TDI						
1422 ccm	59 kW	BNV	10.05 - 03.08	ALT	+ AC	6 PK 995
				ALT	FROM CHA-NO.: 6Y-5-331601; - AC	6 PK 820
				ALT	UNTIL CHA-NO.: 6Y-5-331600; - AC	6 PK 858



SKODA

FABIA (6Y2)

1.4 TDI

1422 ccm	59 kW	BNV	10.05 - 03.08	W-P; CAM W-P; CAM W-P; CAM		ZRK 1338 KT 1237 KT 1237 W2
----------	-------	-----	---------------	----------------------------------	--	-----------------------------------

1.9 SDI

1896 ccm	47 kW	ASY	12.99 - 03.08	ALT	- AC	6 PK 780
				ALT	+ AC	6 PK 1100
				CAM	FROM CHA-NO.: 6Y-23286343	ZRK 1423
				CAM	FROM CHA-NO.: 6Y-2X018718	ZRK 1423
				CAM	UNTIL CHA-NO.: 6Y-23286342	ZRK 1305
				CAM	UNTIL CHA-NO.: 6Y-2X018717	ZRK 1305
				CAM	FROM MTR-NO: 021001	KT 1341
				CAM	UNTIL MTR-NO: 021000	KT 1226
				W-P; CAM	UNTIL CHA-NO.: 6Y-3-628128;6Y-3X-628012	KT 1341 W2

1.9 TDI

1896 ccm	74 kW	ATD;AXR	01.00 - 03.08	ALT	- AC	6 PK 780
				ALT	+ AC	6 PK 1185
				W-P; CAM		ZRK 1338
				W-P; CAM	FROM CHA-NO.: 6Y-23306085;6Y-2X022028; MTR-CODE: ATD	KT 1237
				W-P; CAM	MTR-CODE: AXR	KT 1237
				W-P; CAM	UNTIL CHA-NO.: 6Y-23306084;6Y-2X022027; MTR-CODE: ATD	KT 1236
				W-P; CAM	UNTIL CHA-NO.: 6Y-23306084;6Y-2X022027; MTR-CODE: ATD	KT 1238
				W-P	FROM CHA-NO.: 6Y-23306085;6Y-2X022028; MTR-CODE: ATD	KT 1237 W2
				W-P; CAM	FROM CHA-NO.: 6Y-3-740480	KT 1237 W5
				W-P; CAM	MTR-CODE: AXR	KT 1237 W2

1.9 TDI RS

1896 ccm	96 kW	ASZ;BLT	06.03 - 03.08	ALT	- AC	6 PK 780
				ALT	+ AC	6 PK 1185
				W-P; CAM		ZRK 1338
				W-P	FROM CHA-NO.: 6Y-2-412299;6Y-2-X032149	KT 1237
				W-P	UNTIL CHA-NO.: 6Y-2-412298;6Y-2-X032148	KT 1236
				W-P	UNTIL CHA-NO.: 6Y-2-412298;6Y-2-X032148	KT 1238
				W-P	FROM CHA-NO.: 6Y-2-412299;6Y-2-X032149	KT 1237 W2

FABIA Stufenheck (6Y3)

1.2

1198 ccm	40 kW	AWY;BMD	07.01 - 12.07	ALT	- AC	6 PK 1450
				ALT	FROM CHA-NO.: 6Y-4-893312; + AC	6 PK 1870
				ALT	UNTIL CHA-NO.: 6Y-4-893311; + AC	6 PK 1880

1.2

1198 ccm	47 kW	AZQ;BME	01.03 - 12.07	ALT	+ AC	6 PK 1870
				ALT	FROM CHA-NO.: 6Y-4-893312; - AC	6 PK 1450
				ALT	UNTIL CHA-NO.: 6Y-3-893311; - AC	6 PK 1460

1.4

1397 ccm	44 kW	AZE;AZF	04.00 - 08.02	ALT	- AC	5 PK 1219
				ALT	+ AC	6 PK 1748

1.4

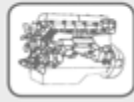
1397 ccm	50 kW	AME;AQW;ATZ	07.01 - 05.03	ALT	- AC	5 PK 1219
				ALT	+ AC	6 PK 1748

1.4 16V

1390 ccm	55 kW	AUA;BBY;BKY	10.99 - 12.07	ALT	FROM: 05.00; FROM CHA-NO.: 6Y-2-389396; - AC	6 PK 737
				ALT	FROM: 05.00; FROM CHA-NO.: 6Y-2-389396; + AC	6 PK 1078
				ALT	FROM: 05.00; UNTIL CHA-NO.: 6Y-2-389395; - AC	6 PK 745
				ALT	FROM: 05.00; UNTIL CHA-NO.: 6Y-2-389395; + AC	6 PK 1090
				CAM		ZRK 1001
				CAM	MTR-CODE: AUA	KT 1464
				CAM	UNTIL CHA-NO.: 6Y-54421759;6Y-5B050001	KT 1209
				CAM	FROM CHA-NO.: 6Y-58050002;6Y-54421760	KT 1445 W1
				CAM	UNTIL CHA-NO.: 6Y-54421759;6Y-5B050001	KT 1209 W1

1.4 16V

1390 ccm	59 kW	BUD	04.06 - 12.07	ALT	- AC	6 PK 737
				ALT	+ AC	6 PK 1078
				CAM		ZRK 1001
				CAM	UNTIL CHA-NO.: 6Y-54421759;6Y-5B050001	KT 1209



SKODA

FABIA Stufenheck (6Y3)

1.4 16V							
1390 ccm	59 kW	BUD	04.06 - 12.07	CAM	FROM CHA-NO.: 6Y-58050002;6Y-54421760; MTR-CODE: BUD	KT 1445 W1	
				CAM	UNTIL CHA-NO.: 6Y-54421759;6Y-5B050001	KT 1209 W1	
1.4 16V							
1390 ccm	74 kW	AUB;BBZ	12.99 - 12.07	ALT	FROM: 05.02; FROM CHA-NO.: 6Y-2-389396; - AC	6 PK 737	
				ALT	FROM: 05.02; FROM CHA-NO.: 6Y-2-389396; + AC	6 PK 1078	
				CAM		ZRK 1001	
				CAM	MTR-CODE: BBZ	KT 1464	
				CAM	UNTIL CHA-NO.: 6Y-54421759;6Y-5B050001	KT 1209	
				CAM	FROM CHA-NO.: 6Y-58050002;6Y-54421760	KT 1445 W1	
				CAM	UNTIL CHA-NO.: 6Y-54421759;6Y-5B050001	KT 1209 W1	
2.0							
1984 ccm	85 kW	AZL	12.99 - 12.07	ALT	- AC	6 PK 925	
				ALT	+ AC	6 PK 1035	
				CAM		ZRK 1216	
				CAM		KT 1133	
1.4 TDI							
1422 ccm	51 kW	BNM	10.05 - 12.07	ALT	+ AC	6 PK 995	
				ALT	FROM CHA-NO.: 6Y-5-331601; - AC	6 PK 820	
				ALT	UNTIL CHA-NO.: 6Y-5-331600; - AC	6 PK 858	
				W-P; CAM		ZRK 1338	
				W-P; CAM		KT 1237	
				W-P; CAM		KT 1237 W2	
1.4 TDI							
1422 ccm	55 kW	AMF	04.03 - 12.07	ALT	- AC	6 PK 858	
				ALT	+ AC	6 PK 995	
				W-P; CAM		ZRK 1338	
				W-P; CAM		KT 1237	
				W-P; CAM		KT 1237 W2	
1.4 TDI							
1422 ccm	59 kW	BNV	10.05 - 12.07	ALT	+ AC	6 PK 995	
				ALT	FROM CHA-NO.: 6Y-5-331601; - AC	6 PK 820	
				ALT	UNTIL CHA-NO.: 6Y-5-331600; - AC	6 PK 858	
				W-P; CAM		ZRK 1338	
				W-P; CAM		KT 1237	
				W-P; CAM		KT 1237 W2	
1.9 SDI							
1896 ccm	47 kW	ASY	11.99 - 12.07	ALT	- AC	6 PK 780	
				ALT	+ AC	6 PK 1100	
				CAM	FROM CHA-NO.: 6Y-23286343	ZRK 1423	
				CAM	FROM CHA-NO.: 6Y-2X018718	ZRK 1423	
				CAM	UNTIL CHA-NO.: 6Y-23286342	ZRK 1305	
				CAM	UNTIL CHA-NO.: 6Y-2X018717	ZRK 1305	
				CAM	FROM MTR-NO: 021001	KT 1341	
				CAM	UNTIL MTR-NO: 021000	KT 1226	
				W-P; CAM	UNTIL CHA-NO.: 6Y-3-628128;6Y-3X-628012	KT 1341 W2	
1.9 TDI							
1896 ccm	74 kW	ATD;AXR	01.00 - 12.07	ALT	- AC	6 PK 780	
				ALT	+ AC	6 PK 1185	
				W-P; CAM		ZRK 1338	
				W-P	FROM CHA-NO.: 6Y-23306085;6Y-2X022028; MTR-CODE: ATD	KT 1237	
				W-P	UNTIL CHA-NO.: 6Y-23306084;6Y-2X022027; MTR-CODE: ATD	KT 1236	
				W-P	UNTIL CHA-NO.: 6Y-23306084;6Y-2X022027; MTR-CODE: ATD	KT 1238	
				W-P; CAM	MTR-CODE: AXR	KT 1237	
				W-P	FROM CHA-NO.: 6Y-23306085;6Y-2X022028; MTR-CODE: ATD	KT 1237 W2	
				W-P; CAM	FROM CHA-NO.: 6Y-3-740480	KT 1237 W5	
				W-P; CAM	MTR-CODE: AXR	KT 1237 W2	

FABIA Combi (6Y5)

1.2							
1198 ccm	40 kW	AWY;BMD	07.01 - 12.07	ALT	- AC	6 PK 1450	
				ALT	FROM CHA-NO.: 6Y-4-893312; + AC	6 PK 1870	
				ALT	UNTIL CHA-NO.: 6Y-4-893311; + AC	6 PK 1880	



SKODA

FABIA Combi (6Y5)

1.2						
1198 ccm	47 kW	AZQ;BME	01.03 - 12.07	ALT	+ AC	6 PK 1870
				ALT	FROM CHA-NO.: 6Y-4-893312; - AC	6 PK 1450
				ALT	UNTIL CHA-NO.: 6Y-3-893311; - AC	6 PK 1460
1.4						
1397 ccm	44 kW	AZE;AZF	04.00 - 03.03	ALT	- AC	5 PK 1219
				ALT	+ AC	6 PK 1748
1.4						
1397 ccm	50 kW	AME;AQW;ATZ	04.00 - 05.03	ALT	- AC	5 PK 1219
				ALT	+ AC	6 PK 1748
1.4 16V						
1390 ccm	55 kW	AUA;BBY;BKY	05.00 - 12.07	ALT	FROM CHA-NO.: 6Y-2-389396; - AC	6 PK 737
				ALT	FROM CHA-NO.: 6Y-2-389396; + AC	6 PK 1078
				ALT	UNTIL CHA-NO.: 6Y-2-389395; - AC	6 PK 745
				ALT	UNTIL CHA-NO.: 6Y-2-389395; + AC	6 PK 1090
				CAM		ZRK 1001
				CAM	MTR-CODE: AUA	KT 1464
				CAM	UNTIL CHA-NO.: 6Y-54421759;6Y-5B050001	KT 1209
				CAM	FROM CHA-NO.: 6Y-58050002;6Y-54421760	KT 1445 W1
				CAM	UNTIL CHA-NO.: 6Y-54421759;6Y-5B050001	KT 1209 W1
1.4 16V						
1390 ccm	59 kW	BUD	04.06 - 12.07	ALT	- AC	6 PK 737
				ALT	+ AC	6 PK 1078
				CAM		ZRK 1001
				CAM	UNTIL CHA-NO.: 6Y-54421759;6Y-5B050001	KT 1209
				CAM	MTR-CODE: BUD; FROM CHA-NO.: 6Y-58050002;6Y-54421760	KT 1445 W1
				CAM	UNTIL CHA-NO.: 6Y-54421759;6Y-5B050001	KT 1209 W1
1.4 16V						
1390 ccm	74 kW	AUB;BBZ	04.00 - 12.07	ALT	FROM CHA-NO.: 6Y-2-389396; - AC	6 PK 737
				ALT	FROM CHA-NO.: 6Y-2-389396; + AC	6 PK 1078
				ALT	UNTIL CHA-NO.: 6Y-2-389395; - AC	6 PK 745
				ALT	UNTIL CHA-NO.: 6Y-2-389395; + AC	6 PK 1090
				CAM		ZRK 1001
				CAM	MTR-CODE: BBZ	KT 1464
				CAM	UNTIL CHA-NO.: 6Y-54421759;6Y-5B050001	KT 1209
				CAM	FROM CHA-NO.: 6Y-58050002;6Y-54421760	KT 1445 W1
				CAM	UNTIL CHA-NO.: 6Y-54421759;6Y-5B050001	KT 1209 W1
2.0						
1984 ccm	85 kW	AZL	04.00 - 12.07	ALT	- AC	6 PK 925
				ALT	+ AC	6 PK 1035
				CAM		ZRK 1216
				CAM		KT 1133
1.4 TDI						
1422 ccm	51 kW	BNM	10.05 - 12.07	ALT	+ AC	6 PK 995
				ALT	FROM CHA-NO.: 6Y-5-331601; - AC	6 PK 820
				ALT	UNTIL CHA-NO.: 6Y-5-331600; - AC	6 PK 858
				W-P; CAM		ZRK 1338
				W-P; CAM		KT 1237
				W-P; CAM		KT 1237 W2
1.4 TDI						
1422 ccm	55 kW	AMF	04.03 - 12.07	ALT	FROM: 08.04; - AC	6 PK 858
				ALT	FROM: 08.04; + AC	6 PK 995
				W-P; CAM		ZRK 1338
				W-P; CAM		KT 1237
				W-P; CAM		KT 1237 W2
1.4 TDI						
1422 ccm	59 kW	BNV	10.05 - 12.07	ALT	+ AC	6 PK 995
				ALT	FROM CHA-NO.: 6Y-5-331601; - AC	6 PK 820
				ALT	UNTIL CHA-NO.: 6Y-5-331600; - AC	6 PK 858
				W-P; CAM		ZRK 1338
				W-P; CAM		KT 1237
				W-P; CAM		KT 1237 W2
1.9 SDI						
1896 ccm	47 kW	ASY	04.00 - 12.07	ALT	- AC	6 PK 780
				ALT	+ AC	6 PK 1100
				CAM	FROM CHA-NO.: 6Y-23286343	ZRK 1423



SKODA

FABIA Combi (6Y5)

1.9 SDI						
1896 ccm	47 kW	ASY	04.00 - 12.07	CAM	FROM CHA-NO.: 6Y-2X018718	ZRK 1423
				CAM	UNTIL CHA-NO.: 6Y-23286342	ZRK 1305
				CAM	UNTIL CHA-NO.: 6Y-2X018717	ZRK 1305
				CAM	FROM MTR-NO: 021001	KT 1341
				CAM	UNTIL MTR-NO: 021000	KT 1226
				W-P; CAM	UNTIL CHA-NO.: 6Y-3-628128;6Y-3X-628012	KT 1341 W2

1.9 TDI						
1896 ccm	74 kW	ATD;AXR	04.00 - 12.07	ALT	- AC	6 PK 780
				ALT	+ AC	6 PK 1185
				W-P; CAM		ZRK 1338
				W-P; CAM	FROM CHA-NO.: 6Y-23306085;6Y-2X022028; MTR-CODE: ATD	KT 1237
				W-P; CAM	MTR-CODE: AXR	KT 1237
				W-P; CAM	UNTIL CHA-NO.: 6Y-23306084;6Y-2X022027; MTR-CODE: ATD	KT 1236
				W-P; CAM	UNTIL CHA-NO.: 6Y-23306084;6Y-2X022027; MTR-CODE: ATD	KT 1238
				W-P	FROM CHA-NO.: 6Y-23306085;6Y-2X022028; MTR-CODE: ATD	KT 1237 W2
				W-P; CAM	FROM CHA-NO.: 6Y-43893313	KT 1237 W5
				W-P; CAM	MTR-CODE: AXR	KT 1237 W2

FABIA Praktik

1.2						
1198 ccm	40 kW	AWY;BMD	07.01 - 12.07	ALT	- AC	6 PK 1450
				ALT	FROM CHA-NO.: 6Y-4-893312; + AC	6 PK 1870
				ALT	UNTIL CHA-NO.: 6Y-4-893311; + AC	6 PK 1880

1.2						
1198 ccm	47 kW	AZQ;BME	01.03 - 12.07	ALT	+ AC	6 PK 1870
				ALT	FROM CHA-NO.: 6Y-4-893312; - AC	6 PK 1450
				ALT	UNTIL CHA-NO.: 6Y-3-893311; - AC	6 PK 1460

1.4						
1397 ccm	50 kW	AME;AQW;ATZ	07.01 - 05.03	ALT	- AC	5 PK 1219
				ALT	+ AC	6 PK 1748

1.4 TDI						
1422 ccm	51 kW	BNM	10.05 - 12.07	ALT	+ AC	6 PK 995
				ALT	FROM CHA-NO.: 6Y-5-331601; - AC	6 PK 820
				ALT	UNTIL CHA-NO.: 6Y-5-331600; - AC	6 PK 858
				W-P; CAM		ZRK 1338
				W-P; CAM		KT 1237
				W-P; CAM		KT 1237 W2

1.9 SDI						
1896 ccm	47 kW	ASY	07.01 - 12.07	ALT	- AC	6 PK 780
				ALT	+ AC	6 PK 1100
				CAM	FROM CHA-NO.: 6Y-23286343	ZRK 1423
				CAM	FROM CHA-NO.: 6Y-2X018718	ZRK 1423
				CAM	UNTIL CHA-NO.: 6Y-23286342	ZRK 1305
				CAM	UNTIL CHA-NO.: 6Y-2X018717	ZRK 1305
				CAM	FROM MTR-NO: 021001	KT 1341
				CAM	UNTIL MTR-NO: 021000	KT 1226
				W-P; CAM	UNTIL CHA-NO.: 6Y-3-628128;6Y-3X-628012	KT 1341 W2

FABIA

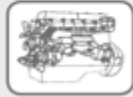
1.2						
1198 ccm	44 kW	BBM;CHFA	12.06 -	ALT	- AC	6 PK 1450
				ALT	+ AC	6 PK 1870

1.2						
1198 ccm	51 kW	BZG;CEVA;CGPA;CHTA	01.07 -	ALT	- AC	6 PK 1450
				ALT	+ AC	6 PK 1870

1.2 TSI						
1197 ccm	63 kW	CBZA	03.10 -	ALT	- AC	6 PK 1432
				ALT	+ AC	6 PK 1690

1.2 TSI						
1197 ccm	77 kW	CBZB	03.10 -	ALT	- AC	6 PK 1432
				ALT	+ AC	6 PK 1690

1.4						
1390 ccm	63 kW	BXW;CGGB	01.07 -	ALT	- AC	6 PK 737



SKODA

FABIA

1.4						
1390 ccm	63 kW	BXW;CGGB	01.07 -	ALT CAM; W-P CAM W-P; CAM W-P; CAM	+ AC	6 PK 1078 ZRK 1001 KT 1464 KT 1209 KT 1209 W1

1.4 TSI						
1390 ccm	132 kW	CAVE;CTHE	05.10 -	AIR-C ALT ALT	- AC	5 PK 491 6 PK 1700 6 PK 1600

1.6						
1598 ccm	77 kW	BTS;CFNA	04.07 -	ALT ALT ALT ALT	FROM: 06.10; MTR-CODE: CFNA; - AC FROM: 06.10; MTR-CODE: CFNA; + AC MTR-CODE: BTS; - AC MTR-CODE: BTS; + AC	6 PK 1090 6 PK 1735 6 PK 1090 6 PK 1735

1.2 TDI						
1199 ccm	55 kW	CFWA	05.10 -	CAM		ZRK 1572

1.4 TDI						
1422 ccm	51 kW	BNM	02.07 -	ALT ALT W-P; CAM W-P; CAM W-P; CAM	- AC + AC	6 PK 820 6 PK 995 ZRK 1338 KT 1237 KT 1237 W2

1.4 TDI						
1422 ccm	59 kW	BMS;BNV	01.07 -	ALT ALT W-P; CAM W-P; CAM W-P; CAM	- AC + AC	6 PK 820 6 PK 1185 ZRK 1338 KT 1237 KT 1237 W2

1.6 TDI						
1598 ccm	55 kW	CAYA	04.10 -	ALT ALT CAM	- AC + AC MTR-CODE: CAYA;CAYB;CAYC	6 EPK 842 6 PK 1070 ZRK 1572

1.6 TDI						
1598 ccm	66 kW	CAYB	03.10 -	ALT ALT CAM	- AC + AC MTR-CODE: CAYA;CAYB;CAYC	6 EPK 842 6 PK 1070 ZRK 1572

1.6 TDI						
1598 ccm	77 kW	CAYC	03.10 -	ALT ALT CAM	- AC + AC MTR-CODE: CAYA;CAYB;CAYC	6 EPK 842 6 PK 1070 ZRK 1572

1.9 TDI						
1896 ccm	77 kW	BLS;BSW	04.07 -	ALT ALT W-P; CAM W-P; CAM	- AC + AC	6 PK 780 6 PK 1185 ZRK 1338 KT 1237

FABIA Combi

1.2						
1198 ccm	44 kW	BBM;CHFA	10.07 -	ALT ALT	- AC + AC	6 PK 1450 6 PK 1870

1.2						
1198 ccm	51 kW	BZG;CEVA;CGPA;CHTA	10.07 -	ALT ALT	- AC + AC	6 PK 1450 6 PK 1870

1.2 TSI						
1197 ccm	63 kW	CBZA	03.10 -	ALT ALT	- AC + AC	6 PK 1432 6 PK 1690

1.2 TSI						
1197 ccm	77 kW	CBZB	03.10 -	ALT ALT	- AC + AC	6 PK 1432 6 PK 1690

1.4						
1390 ccm	63 kW	BXW;CGGB	10.07 -	ALT ALT CAM CAM CAM	- AC + AC	6 PK 737 6 PK 1078 ZRK 1001 KT 1209 KT 1464



SKODA

FABIA Combi

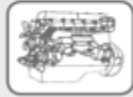
1.4						
1390 ccm	63 kW	BXW;CGGB	10.07 -	CAM		KT 1209 W1
1.4 TSI						
1390 ccm	132 kW	CAVE;CTHE	05.10 -	AIR-C		5 PK 491
				ALT		6 PK 1700
				ALT	- AC	6 PK 1600
1.6						
1598 ccm	77 kW	BTS;CFNA	10.07 -	ALT	- AC	6 PK 1090
				ALT	+ AC	6 PK 1735
1.2 TDI						
1199 ccm	55 kW	CFWA	05.10 -	CAM		ZRK 1572
1.4 TDI						
1422 ccm	51 kW	BNM	10.07 -	ALT	- AC	6 PK 820
				ALT	+ AC	6 PK 995
				W-P; CAM		ZRK 1338
				W-P; CAM		KT 1237
				W-P; CAM		KT 1237 W2
1.4 TDI						
1422 ccm	59 kW	BMS;BNV	10.07 -	ALT	- AC	6 PK 820
				ALT	+ AC	6 PK 1185
				W-P; CAM		ZRK 1338
				W-P; CAM		KT 1237
				W-P; CAM		KT 1237 W2
1.6 TDI						
1598 ccm	55 kW	CAYA	04.10 -	ALT	- AC	6 EPK 842
				ALT	+ AC	6 PK 1070
				CAM	MTR-CODE: CAYA;CAYB;CAYC	ZRK 1572
1.6 TDI						
1598 ccm	66 kW	CAYB	03.10 -	ALT	- AC	6 EPK 842
				ALT	+ AC	6 PK 1070
				CAM	MTR-CODE: CAYA;CAYB;CAYC	ZRK 1572
1.6 TDI						
1598 ccm	77 kW	CAYC	03.10 -	ALT	- AC	6 EPK 842
				ALT	+ AC	6 PK 1070
				CAM	MTR-CODE: CAYA;CAYB;CAYC	ZRK 1572
1.9 TDI						
1896 ccm	77 kW	BLS;BSW	10.07 -	ALT	- AC	6 PK 780
				ALT	+ AC	6 PK 1185
				W-P; CAM		ZRK 1338
				W-P; CAM		KT 1237

FAVORIT Forman (785)

1.3 (135 E)						
1289 ccm	40 kW	781.135E	09.91 - 06.95	ALT	FROM: 08.92; MTR-CODE: 78113540;781135I40; OE-NO.: 44105435; + V-PUL	4 PK 950
				ALT	FROM: 08.92; MTR-CODE: 781135I40; OE-NO.: 44105435; + V-PUL	4 PK 950
1.3 (135)						
1289 ccm	44 kW	781.135	12.91 - 06.95	ALT	UNTIL: 08.92	AVX 10 x 950
				ALT	FROM: 08.92; OE-NO.: 44105435; + V-PUL	4 PK 950
1.3 (136)						
1289 ccm	45 kW	OHC	08.91 - 06.95	ALT	UNTIL: 08.92	AVX 10 x 950
				ALT	FROM: 08.92; OE-NO.: 44105435; + V-PUL	4 PK 950
1.3						
1289 ccm	50 kW	136B	01.94 - 06.95	ALT		AVX 10 x 1000
				ALT	OE-NO.: 44105435; + V-PUL	4 PK 950

FAVORIT Pick-up (787)

1.3						
1289 ccm	40 kW	135B	12.92 - 06.97	ALT	FROM: 10.93; OE-NO.: 44105435; + V-PUL	4 PK 950
1.3						
1289 ccm	42 kW	781.135	12.92 - 06.97	ALT	OE-NO.: 44105435; + V-PUL	4 PK 950
1.3						
1289 ccm	50 kW	136B	12.92 - 06.97	ALT	OE-NO.: 44105435; + V-PUL	4 PK 950



SKODA

FELICIA I (6U1)

1.3							
1289 ccm	40 kW	135B;AMG	10.94 - 03.98	ALT ALT	MTR-CODE: 135I;136I; CARB; - AC P-INJ; + AC	4 PK 950 6 PK 1675	
1.3							
1289 ccm	43 kW	135 L;AMJ	10.94 - 03.98	ALT ALT	+ AC CARB; - AC	6 PK 1675 4 PK 950	
1.3							
1289 ccm	50 kW	136B;AMH	10.94 - 03.98	ALT ALT	+ AC CARB; - AC	6 PK 1675 4 PK 950	
1.6 LX							
1598 ccm	55 kW	AEE;EA111	08.95 - 03.98	ALT ALT ALT ALT CAM CAM CAM	- AC; - PS + AC; - PS + AC; + PS + PS; - AC MTR-CODE: AEE;ALM MTR-CODE: AEE;ALM MTR-CODE: AEE, ALM	6 PK 750 6 PK 1078 6 PK 1125 6 PK 1070 ZRK 1289 KT 1032 KT 1032 W1	
1.9 D							
1896 ccm	47 kW	AEF	10.95 - 03.98	ALT CAM CAM	FROM: 08.96	5 PK 1219 ZRK 1339 KT 1326	

FELICIA I Kombi (6U5)

1.3 LX							
1289 ccm	40 kW	135B;AMG	08.95 - 03.98	ALT ALT	MOD: Estate/Combi; P-INJ; + AC MTR-CODE: 135I;136I; MOD: Estate/Combi; CARB; - AC	6 PK 1675 4 PK 950	
1.3							
1289 ccm	43 kW	135 L;AMJ	08.95 - 03.98	ALT ALT	MOD: Estate/Combi; + AC MOD: Estate/Combi; CARB; - AC	6 PK 1675 4 PK 950	
1.3 LXI							
1289 ccm	50 kW	136B;AMH	08.95 - 03.98	ALT ALT	MOD: Estate/Combi; + AC MOD: Estate/Combi; CARB; - AC	6 PK 1675 4 PK 950	
1.6 GLX							
1598 ccm	55 kW	AEE	08.95 - 03.98	ALT ALT ALT ALT CAM CAM CAM W-P; CAM	MOD: Estate/Combi; - AC; - PS MOD: Estate/Combi; + AC; - PS MOD: Estate/Combi; + AC; + PS MOD: Estate/Combi; + PS; - AC MTR-CODE: AEE;ALM MTR-CODE: AEE;ALM MTR-CODE: AEE, ALM FROM: 02.97	6 PK 750 6 PK 1078 6 PK 1125 6 PK 1070 ZRK 1289 KT 1032 KT 1032 W1 KT 1032 W2	
1.9 D							
1896 ccm	47 kW	AEF	10.95 - 03.98	ALT CAM CAM	FROM: 08.96; MOD: Estate/Combi	5 PK 1219 ZRK 1339 KT 1326	

FELICIA I Fun (797)

1.3							
1289 ccm	40 kW	135B;135M	06.97 - 04.02	ALT ALT	MOD: PickUp; P-INJ; + AC MTR-CODE: 135I;136I; MOD: PickUp; CARB; - AC	6 PK 1675 4 PK 950	
1.3							
1289 ccm	50 kW	136B;136M	06.97 - 04.02	ALT ALT	MOD: PickUp; P-INJ; + AC MTR-CODE: 135I;136I; MOD: PickUp; CARB; - AC	6 PK 1675 4 PK 950	
1.6							
1598 ccm	55 kW	AEE	06.97 - 04.02	ALT ALT ALT ALT CAM CAM CAM W-P; CAM	MOD: PickUp; - AC; - PS MOD: PickUp; + AC; - PS MOD: PickUp; + AC; + PS MOD: PickUp; + PS; - AC MTR-CODE: AEE;ALM MTR-CODE: AEE;ALM MTR-CODE: AEE, ALM	6 PK 750 6 PK 1078 6 PK 1125 6 PK 1070 ZRK 1289 KT 1032 KT 1032 W1 KT 1032 W2	
1.9 D							
1896 ccm	47 kW	AEF	06.97 - 04.02	ALT CAM CAM	MOD: PickUp	5 PK 1219 ZRK 1339 KT 1326	



SKODA

FELICIA II (6U1)

1.3							
1289 ccm	40 kW	AMG	01.98 - 06.01	ALT	MTR-CODE: 135I;136I; CARB; - AC		4 PK 950
				ALT	P-INJ; + AC		6 PK 1675
1.3							
1289 ccm	43 kW	AMJ	01.98 - 06.01	ALT	+ AC		6 PK 1675
				ALT	CARB; - AC		4 PK 950
1.3							
1289 ccm	50 kW	AMH	01.98 - 06.01	ALT	+ AC		6 PK 1675
				ALT	CARB; - AC		4 PK 950
1.6							
1598 ccm	55 kW	AEE	01.98 - 06.01	ALT	- AC; - PS		6 PK 750
				ALT	+ AC; - PS		6 PK 1078
				ALT	+ AC; + PS		6 PK 1125
				ALT	+ PS; - AC		6 PK 1070
				CAM	MTR-CODE: AEE;ALM		ZRK 1289
				CAM	MTR-CODE: AEE;ALM		KT 1032
				CAM	MTR-CODE: AEE, ALM		KT 1032 W1
				W-P; CAM			KT 1032 W2
1.9 D							
1896 ccm	47 kW	AEF	01.98 - 06.01	ALT			5 PK 1219
				CAM			ZRK 1339
				CAM			KT 1326

FELICIA II Kombi (6U5)

1.3							
1289 ccm	50 kW	AMH	01.98 - 06.01	ALT	MOD: Estate/Combi; + AC		6 PK 1675
				ALT	MOD: Estate/Combi; CARB; - AC		4 PK 950
1.6							
1598 ccm	55 kW	AEE	01.98 - 06.01	ALT	MOD: Estate/Combi; - AC; - PS		6 PK 750
				ALT	MOD: Estate/Combi; + AC; - PS		6 PK 1078
				ALT	MOD: Estate/Combi; + AC; + PS		6 PK 1125
				ALT	MOD: Estate/Combi; + PS; - AC		6 PK 1070
				CAM	MTR-CODE: AEE;ALM		ZRK 1289
				CAM	MTR-CODE: AEE;ALM		KT 1032
				CAM	MTR-CODE: AEE, ALM		KT 1032 W1
				W-P; CAM			KT 1032 W2
1.9 D							
1896 ccm	47 kW	AEF	01.98 - 06.01	ALT	MOD: Estate/Combi		5 PK 1219
				CAM			ZRK 1339
				CAM			KT 1326

OCTAVIA (1U2)

1.4							
1397 ccm	44 kW	AMD	04.99 - 03.01	ALT			6 PK 1520
1.4 16V							
1390 ccm	55 kW	AXP;BCA	09.00 - 12.10	ALT	FROM CHA-NO.: 1Z-4-000001; - AC; - PS		6 PK 737
				ALT	FROM CHA-NO.: 1Z-4-000001; + AC; + PS		6 PK 1100
				ALT	UNTIL CHA-NO.: 1Z-4-000000; + AC; + PS		6 PK 1550
				ALT	UNTIL CHA-NO.: 1Z-4-000000; + PS; - AC		6 PK 1078
				CAM			ZRK 1001
				CAM			KT 1209
				CAM	MTR-CODE: BCA		KT 1464
				CAM			KT 1209 W1
1.6							
1598 ccm	55 kW	AEE	09.96 - 09.04	ALT	- AC		6 PK 1078
				ALT	+ AC		6 PK 1550
				CAM	MTR-CODE: AEE;ALM		ZRK 1289
				CAM	MTR-CODE: AEE;ALM		KT 1032
				CAM	MTR-CODE: AEE, ALM		KT 1032 W1
				W-P; CAM			KT 1032 W2
1.6							
1595 ccm	74 kW	AEH;AKL	02.97 - 12.07	ALT	- AC		6 PK 1125
				ALT	+ AC		6 DPK 1195
				CAM			ZRK 1216
				CAM			KT 1133
				W-P; CAM			KT 1133 W2



SKODA

OCTAVIA (1U2)

1.6						
1595 ccm	75 kW	AVU;BFQ	11.00 - 12.10	ALT	- AC	6 PK 1125
				ALT	+ AC	6 DPK 1195
				CAM		ZRK 1216
				CAM		KT 1133
1.8						
1781 ccm	92 kW	AGN	09.96 - 07.00	ALT	- AC	6 PK 1125
				ALT	+ AC	6 DPK 1195
				CAM		ZRK 1220
				CAM	FROM CHA-NO.: 1U-Y2390954;1U-Y8298303	KT 1230
				CAM	FROM CHA-NO.: 1U-Y2390954;1U-Y8298303	KT 1231
				CAM	UNTIL CHA-NO.: 1U-Y2390953;1U-Y8298302	KT 1296
				CAM	UNTIL CHA-NO.: 1U-Y2390953;1U-Y8298302	KT 1301
				W-P; CAM	FROM CHA-NO.: 1U-Y-390001	KT 1231 W1
				W-P; CAM	FROM CHA-NO.: 1U-Y-390001; OPT	KT 1230 W1
				W-P; CAM	UNTIL CHA-NO.: 1U-Y-390000; OPT	KT 1296 W1
				W-P; CAM	UNTIL CHA-NO.: 1U-Y-390000; OPT	KT 1301 W1
1.8 T						
1781 ccm	110 kW	AGU;ARX;ARZ;AUM	08.97 - 12.10	ALT	FROM: 01.99; - AC	6 PK 1125
				ALT	FROM: 01.99; + AC	6 DPK 1195
				CAM		ZRK 1220
				CAM	FROM CHA-NO.: 1U-Y-390001; MTR-CODE: AGU;ARZ	KT 1230
				CAM	FROM CHA-NO.: 1U-Y-390001; MTR-CODE: AGU;ARZ	KT 1231
				CAM	MTR-CODE: ARX;AUM	KT 1230
				CAM	MTR-CODE: ARX;AUM	KT 1231
				CAM	UNTIL CHA-NO.: 1U-Y-390000; MTR-CODE: AGU;ARZ	KT 1296
				CAM	UNTIL CHA-NO.: 1U-Y-390000; MTR-CODE: AGU;ARZ	KT 1301
				W-P; CAM	FROM CHA-NO.: 1U-Y-390001	KT 1231 W1
				W-P; CAM	MTR-CODE: AGU, ARZ; FROM CHA-NO.: 1U-Y-390001	KT 1230 W1
				W-P; CAM	MTR-CODE: AGU, ARZ; UNTIL CHA-NO.: 1U-Y-390000; OPT	KT 1296 W1
				W-P; CAM	MTR-CODE: ARX, AUM	KT 1230 W1
				W-P; CAM	UNTIL CHA-NO.: 1U-Y-390000; MTR-CODE: AGU, ARZ; OPT	KT 1301 W1
1.8 T 4x4						
1781 ccm	110 kW	ARX	05.01 - 05.06	ALT	- AC	6 PK 1125
				ALT	+ AC	6 DPK 1195
				CAM		ZRK 1220
				CAM	FROM CHA-NO.: 1U-Y-390001; MTR-CODE: AGU;ARZ	KT 1230
				CAM	FROM CHA-NO.: 1U-Y-390001; MTR-CODE: AGU;ARZ	KT 1231
				CAM	MTR-CODE: ARX;AUM	KT 1230
				CAM	MTR-CODE: ARX;AUM	KT 1231
				CAM	UNTIL CHA-NO.: 1U-Y-390000; MTR-CODE: AGU;ARZ	KT 1296
				CAM	UNTIL CHA-NO.: 1U-Y-390000; MTR-CODE: AGU;ARZ	KT 1301
				W-P; CAM	FROM CHA-NO.: 1U-Y-390001	KT 1231 W1
				W-P; CAM	MTR-CODE: AGU, ARZ; FROM CHA-NO.: 1U-Y-390001	KT 1230 W1
				W-P; CAM	MTR-CODE: AGU, ARZ; UNTIL CHA-NO.: 1U-Y-390000; OPT	KT 1296 W1
				W-P; CAM	MTR-CODE: ARX, AUM	KT 1230 W1
				W-P; CAM	UNTIL CHA-NO.: 1U-Y-390000; MTR-CODE: AGU, ARZ; OPT	KT 1301 W1
RS 1.8 T						
1781 ccm	132 kW	AUQ	05.01 - 01.06	ALT	- AC	6 PK 1125
				ALT	+ AC	6 DPK 1195
				CAM		ZRK 1220
				CAM		KT 1230
				CAM		KT 1231
				W-P; CAM		KT 1230 W1
				W-P; CAM	OPT	KT 1231 W1



SKODA

OCTAVIA (1U2)

2.0

1984 ccm	85 kW	AEG;APK;AQY;AZH;AZJ	04.99 - 05.07	ALT	- AC	6 PK 1125
				ALT	+ AC	6 DPK 1195
				CAM		ZRK 1216
				CAM		KT 1133
				W-P; CAM		KT 1133 W1

1.9 SDI

1896 ccm	50 kW	AGP;AQM	06.97 - 12.03	ALT	- AC	6 PK 906
				ALT	+ AC	6 PK 1660
				W-P	FROM MTR-NO: 045001; MTR-CODE: AQM	ZRK 1423
				W-P	FROM MTR-NO: 595001; MTR-CODE: AGP	ZRK 1423
				W-P	UNTIL MTR-NO: 045000; MTR-CODE: AQM	ZRK 1305
				W-P	UNTIL MTR-NO: 595000; MTR-CODE: AGP	ZRK 1305
				W-P	FROM MTR-NO: 045001; MTR-CODE: AQM	KT 1322
				W-P	FROM MTR-NO: 595001; MTR-CODE: AGP	KT 1322
				W-P	FROM MTR-NO: 595001; MTR-CODE: AGP	KT 1322 W1
				W-P; CAM	UNTIL MTR-NO: 400000; MTR-CODE: AGP	KT 1341 W1

1.9 TDI

1896 ccm	66 kW	AGR;ALH	09.96 - 03.10	ALT	UNTIL: 02.06; - AC	6 PK 906
				ALT	UNTIL: 02.06; + AC	6 PK 1660
				W-P	FROM MTR-NO: 500001; MTR-CODE: ALH	ZRK 1423
				W-P	FROM MTR-NO: 565001; MTR-CODE: AGR	ZRK 1423
				W-P	UNTIL MTR-NO: 500000; MTR-CODE: ALH	ZRK 1305
				W-P	UNTIL MTR-NO: 565000; MTR-CODE: AGR	ZRK 1305
				W-P	FROM MTR-NO: 500001; MTR-CODE: ALH	KT 1322
				W-P	FROM MTR-NO: 565001; MTR-CODE: AGR	KT 1322
				W-P	UNTIL MTR-NO: 044441; MTR-CODE: AGR	KT 1226
				W-P	FROM MTR-NO: 500001; MTR-CODE: ALH	KT 1322 W1
				W-P	FROM MTR-NO: 565001; MTR-CODE: AGR	KT 1322 W1
				W-P; CAM	UNTIL MTR-NO: 044441; MTR-CODE: AGR	KT 1341 W1

1.9 TDI

1896 ccm	74 kW	AXR	10.05 - 12.10	ALT	- AC	6 PK 1125
				ALT	+ AC	6 DPK 1195
				W-P; CAM		ZRK 1338
				W-P; CAM		KT 1237
				W-P; CAM		KT 1237 W3

1.9 TDI

1896 ccm	81 kW	AHF;ASV	08.97 - 01.06	ALT	- AC	6 PK 906
				ALT	+ AC	6 PK 1660
				W-P	FROM MTR-NO: 150001; MTR-CODE: ASV	ZRK 1423
				W-P	FROM MTR-NO: 595001; MTR-CODE: AHF	ZRK 1423
				W-P	UNTIL MTR-NO: 150000; MTR-CODE: ASV	ZRK 1305
				W-P	UNTIL MTR-NO: 595000; MTR-CODE: AHF	ZRK 1305
				W-P	FROM MTR-NO: 150001; MTR-CODE: ASV	KT 1322
				W-P	FROM MTR-NO: 595001; MTR-CODE: AHF	KT 1322
				W-P	FROM MTR-NO: 150001; MTR-CODE: ASV	KT 1322 W1
				W-P	FROM MTR-NO: 595001; MTR-CODE: AHF	KT 1322 W1
				W-P; CAM	UNTIL MTR-NO: 006065; MTR-CODE: AHF	KT 1341 W1

1.9 TDI

1896 ccm	96 kW	ASZ	09.02 - 09.04	ALT	- AC	6 PK 1125
				ALT	+ AC	6 DPK 1195
				CAM		ZRK 1338
				CAM		KT 1237
				W-P; CAM		KT 1237 W3

OCTAVIA Combi (1U5)

1.4 16V

1390 ccm	55 kW	AXP;BCA	08.00 - 12.10	ALT	FROM CHA-NO.: 1Z-4-000001; - AC; - PS	6 PK 737
				ALT	FROM CHA-NO.: 1Z-4-000001; + AC; + PS	6 PK 1100
				ALT	UNTIL CHA-NO.: 1Z-4-000000; + AC; + PS	6 PK 1550
				ALT	UNTIL CHA-NO.: 1Z-4-000000; + PS; - AC	6 PK 1078
				CAM		ZRK 1001
				CAM		KT 1209
				CAM	MTR-CODE: BCA	KT 1464
				CAM		KT 1209 W1

1.6

1598 ccm	55 kW	AEE	07.98 - 09.04	ALT	FROM: 08.00; - AC	6 PK 1078
----------	-------	-----	---------------	-----	-------------------	-----------



SKODA

OCTAVIA Combi (1U5)

1.6						
1598 ccm	55 kW	AEE	07.98 - 09.04	ALT	FROM: 08.00; + AC	6 PK 1550
				CAM	MTR-CODE: AEE;ALM	ZRK 1289
				CAM	MTR-CODE: AEE;ALM	KT 1032
				CAM	MTR-CODE: AEE, ALM	KT 1032 W1
				W-P; CAM		KT 1032 W2

1.6						
1595 ccm	74 kW	AEH;AKL	07.98 - 12.07	ALT	- AC	6 PK 1125
				ALT	+ AC	6 DPK 1195
				CAM		ZRK 1216
				CAM		KT 1133
				W-P; CAM		KT 1133 W2

1.6						
1595 ccm	75 kW	AVU;BFQ	09.00 - 12.10	ALT	- AC	6 PK 1125
				ALT	+ AC	6 DPK 1195
				CAM		ZRK 1216
				CAM		KT 1133

1.8 20V						
1781 ccm	92 kW	AGN	07.98 - 07.00	ALT	- AC	6 PK 1125
				ALT	+ AC	6 DPK 1195
				CAM		ZRK 1220
				CAM	FROM CHA-NO.: 1U-Y2390954;1U-Y8298303	KT 1230
				CAM	FROM CHA-NO.: 1U-Y2390954;1U-Y8298303	KT 1231
				CAM	UNTIL CHA-NO.: 1U-Y2390953;1U-Y8298302	KT 1296
				CAM	UNTIL CHA-NO.: 1U-Y2390953;1U-Y8298302	KT 1301
				W-P; CAM	FROM CHA-NO.: 1U-Y-390001	KT 1230 W1
				W-P; CAM	FROM CHA-NO.: 1U-Y-390001; OPT	KT 1231 W1

1.8 T						
1781 ccm	110 kW	AGU;ARX;ARZ;AUM	07.98 - 12.10	ALT	FROM: 01.99; - AC	6 PK 1125
				ALT	FROM: 01.99; + AC	6 DPK 1195
				CAM		ZRK 1220
				CAM	FROM CHA-NO.: 1U-Y-390001; MTR-CODE: AGU;ARZ	KT 1230
				CAM	FROM CHA-NO.: 1U-Y-390001; MTR-CODE: AGU;ARZ	KT 1231
				CAM	MTR-CODE: ARX;AUM	KT 1230
				CAM	MTR-CODE: ARX;AUM	KT 1231
				CAM	UNTIL CHA-NO.: 1U-Y-390000; MTR-CODE: AGU;ARZ	KT 1296
				CAM	UNTIL CHA-NO.: 1U-Y-390000; MTR-CODE: AGU;ARZ	KT 1301
				W-P; CAM	FROM CHA-NO.: 1U-Y-390001	KT 1231 W1
				W-P; CAM	MTR-CODE: AGU, ARZ; UNTIL CHA-NO.: 1U-Y-390000; OPT	KT 1296 W1
				W-P; CAM	MTR-CODE: ARX, AUM; FROM CHA-NO.: 1U-Y-390001	KT 1230 W1
				W-P; CAM	UNTIL CHA-NO.: 1U-Y-390000; MTR-CODE: AGU, ARZ; OPT	KT 1301 W1

1.8 T 4x4						
1781 ccm	110 kW	ARX	05.01 - 05.06	ALT	- AC	6 PK 1125
				ALT	+ AC	6 DPK 1195
				CAM		ZRK 1220
				CAM	FROM CHA-NO.: 1U-Y-390001; MTR-CODE: AGU;ARZ	KT 1230
				CAM	FROM CHA-NO.: 1U-Y-390001; MTR-CODE: AGU;ARZ	KT 1231
				CAM	MTR-CODE: ARX;AUM	KT 1230
				CAM	MTR-CODE: ARX;AUM	KT 1231
				CAM	UNTIL CHA-NO.: 1U-Y-390000; MTR-CODE: AGU;ARZ	KT 1296
				CAM	UNTIL CHA-NO.: 1U-Y-390000; MTR-CODE: AGU;ARZ	KT 1301
				W-P; CAM	FROM CHA-NO.: 1U-Y-390001; OPT	KT 1231 W1
				W-P; CAM	MTR-CODE: AGU, ARZ; UNTIL CHA-NO.: 1U-Y-390000; OPT	KT 1296 W1
				W-P; CAM	MTR-CODE: ARX, AUM; FROM CHA-NO.: 1U-Y-390001	KT 1230 W1
				W-P; CAM	UNTIL CHA-NO.: 1U-Y-390000; MTR-CODE: AGU, ARZ; OPT	KT 1301 W1



SKODA

OCTAVIA Combi (1U5)

RS 1.8 T

1781 ccm	132 kW	AUQ	08.02 - 01.06	ALT	FROM: 01.03; - AC	6 PK 1125
				ALT	FROM: 01.03; + AC	6 DPK 1195
				CAM		ZRK 1220
				CAM		KT 1230
				CAM		KT 1231
				W-P; CAM		KT 1230 W1
				W-P; CAM	OPT	KT 1231 W1

2.0

1984 ccm	85 kW	AEG;APK;AQY;AZH;AZJ	04.99 - 05.07	ALT	- AC	6 PK 1125
				ALT	+ AC	6 DPK 1195
				CAM		ZRK 1216
				CAM		KT 1133
				W-P; CAM		KT 1133 W1

2.0 4x4

1984 ccm	85 kW	AZH;AZJ	08.00 - 09.04	ALT	- AC	6 PK 1125
				ALT	+ AC	6 DPK 1195
				CAM		ZRK 1216
				CAM		KT 1133
				W-P; CAM		KT 1133 W1

2.0 4x4

1984 ccm	88 kW	ATF	01.00 - 12.10	CAM		ZRK 1216
				CAM		KT 1133
				W-P; CAM		KT 1133 W1

1.9 SDI

1896 ccm	50 kW	AGP;AQM	07.98 - 12.03	ALT	- AC	6 PK 906
				ALT	+ AC	6 PK 1660
				W-P	FROM MTR-NO: 045001; MTR-CODE: AQM	ZRK 1423
				W-P	FROM MTR-NO: 595001; MTR-CODE: AGP	ZRK 1423
				W-P	UNTIL MTR-NO: 045000; MTR-CODE: AQM	ZRK 1305
				W-P	UNTIL MTR-NO: 595000; MTR-CODE: AGP	ZRK 1305
				W-P	FROM MTR-NO: 045001; MTR-CODE: AQM	KT 1322
				W-P	FROM MTR-NO: 595001; MTR-CODE: AGP	KT 1322
				W-P	FROM MTR-NO: 595001; MTR-CODE: AGP	KT 1322 W1
				W-P; CAM	UNTIL MTR-NO: 400000; MTR-CODE: AGP	KT 1341 W1

1.9 TDI

1896 ccm	66 kW	AGR;ALH	07.98 - 03.10	ALT	- AC	6 PK 906
				ALT	+ AC	6 PK 1660
				W-P	FROM MTR-NO: 500001; MTR-CODE: ALH	ZRK 1423
				W-P	FROM MTR-NO: 565001; MTR-CODE: AGR	ZRK 1423
				W-P	UNTIL MTR-NO: 500000; MTR-CODE: ALH	ZRK 1305
				W-P	UNTIL MTR-NO: 565000; MTR-CODE: AGR	ZRK 1305
				W-P	FROM MTR-NO: 500001; MTR-CODE: ALH	KT 1322
				W-P	FROM MTR-NO: 565001; MTR-CODE: AGR	KT 1322
				W-P	UNTIL MTR-NO: 044441; MTR-CODE: AGR	KT 1226
				W-P	FROM MTR-NO: 500001; MTR-CODE: ALH	KT 1322 W1
				W-P	FROM MTR-NO: 565001; MTR-CODE: AGR	KT 1322 W1
				W-P; CAM	UNTIL MTR-NO: 044441; MTR-CODE: AGR	KT 1341 W1

1.9 TDI 4x4

1896 ccm	66 kW	AGR	11.99 - 02.06	ALT	- AC	6 PK 906
				ALT	+ AC	6 PK 1660
				W-P	FROM MTR-NO: 500001; MTR-CODE: ALH	ZRK 1423
				W-P	FROM MTR-NO: 565001; MTR-CODE: AGR	ZRK 1423
				W-P	UNTIL MTR-NO: 500000; MTR-CODE: ALH	ZRK 1305
				W-P	UNTIL MTR-NO: 565000; MTR-CODE: AGR	ZRK 1305
				W-P	FROM MTR-NO: 500001; MTR-CODE: ALH	KT 1322
				W-P	FROM MTR-NO: 565001; MTR-CODE: AGR	KT 1322
				W-P; CAM	UNTIL MTR-NO: 044441	KT 1226
				W-P	FROM MTR-NO: 500001; MTR-CODE: ALH	KT 1322 W1
				W-P	FROM MTR-NO: 565001; MTR-CODE: AGR	KT 1322 W1
				W-P; CAM	UNTIL MTR-NO: 044441; MTR-CODE: AGR	KT 1341 W1

1.9 TDI

1896 ccm	74 kW	ATD;AXR	08.00 - 12.10	ALT	FROM: 10.05; - AC	6 PK 1125
				ALT	FROM: 10.05; + AC	6 DPK 1195
				W-P	MTR-CODE: ATD;AXR	ZRK 1338
				CAM	UNTIL CHA-NO.: 1U-2A006980;1U-32704906;1U-38677465; MTR-CODE: ATD	KT 1236



SKODA

OCTAVIA Combi (1U5)

1.9 TDI

1896 ccm	74 kW	ATD;AXR	08.00 - 12.10	CAM	UNTIL CHA-NO.: 1U-2A006980;1U-32704906;1U-38677465; MTR-CODE: ATD	KT 1238
				W-P; CAM	FROM CHA-NO.: 1U-2A006981;1U-32704907;1U-38677466; MTR-CODE: ATD	KT 1237
				W-P; CAM	MTR-CODE: AXR	KT 1237
				W-P; CAM	FROM CHA-NO.: 1U-2A006981;1U-32704907;1U-38677466; MTR-CODE: ATD	KT 1237 W3
				W-P; CAM	MTR-CODE: AXR	KT 1237 W3

1.9 TDI 4x4

1896 ccm	74 kW	ATD	09.00 - 01.06	ALT	- AC	6 PK 1125
				ALT	+ AC	6 DPK 1195
				W-P	MTR-CODE: ATD;AXR	ZRK 1338
				CAM	FROM CHA-NO.: 1U-2A006981;1U-32704907;1U-38677466; MTR-CODE: ATD	KT 1237
				CAM	UNTIL CHA-NO.: 1U-2A006980;1U-32704906;1U-38677465	KT 1236
				CAM	UNTIL CHA-NO.: 1U-2A006980;1U-32704906;1U-38677465	KT 1238
				W-P; CAM	MTR-CODE: AXR	KT 1237
				CAM	FROM CHA-NO.: 1U-2A006981;1U-32704907;1U-38677466; MTR-CODE: ATD	KT 1237 W3
				W-P; CAM	MTR-CODE: AXR	KT 1237 W3
				W-P; CAM	UNTIL MTR-NO: 211245	KT 1236 W1

1.9 TDI

1896 ccm	81 kW	AHF;ASV	07.98 - 01.06	ALT	FROM: 01.99; - AC	6 PK 906
				ALT	FROM: 01.99; + AC	6 PK 1660
				W-P	FROM MTR-NO: 150001; MTR-CODE: ASV	ZRK 1423
				W-P	FROM MTR-NO: 595001; MTR-CODE: AHF	ZRK 1423
				W-P	UNTIL MTR-NO: 150000; MTR-CODE: ASV	ZRK 1305
				W-P	UNTIL MTR-NO: 595000; MTR-CODE: AHF	ZRK 1305
				W-P	FROM MTR-NO: 150001; MTR-CODE: ASV	KT 1322
				W-P	FROM MTR-NO: 595001; MTR-CODE: AHF	KT 1322
				W-P	FROM MTR-NO: 150001; MTR-CODE: ASV	KT 1322 W1
				W-P	FROM MTR-NO: 595001; MTR-CODE: AHF	KT 1322 W1
				W-P; CAM	UNTIL MTR-NO: 006065; MTR-CODE: AHF	KT 1341 W1

1.9 TDI

1896 ccm	96 kW	ASZ	09.02 - 09.04	ALT	- AC	6 PK 1125
				ALT	+ AC	6 DPK 1195
				CAM		ZRK 1338
				CAM		KT 1237
				W-P; CAM		KT 1237 W3

OCTAVIA (1Z3)

1.2 TSI

1197 ccm	77 kW	CBZB	02.10 -	ALT	- AC	6 PK 1432
				ALT	+ AC	6 PK 1690

1.4

1390 ccm	55 kW	BCA	05.04 -	ALT	FROM CHA-NO.: 1Z-4-000001; - AC; - PS	6 PK 737
				ALT	FROM CHA-NO.: 1Z-4-000001; + AC; + PS	6 PK 1100
				ALT	UNTIL CHA-NO.: 1Z-4-000000; + AC; + PS	6 PK 1550
				ALT	UNTIL CHA-NO.: 1Z-4-000000; + PS; - AC	6 PK 1078
				CAM		ZRK 1001
				CAM		KT 1209
				CAM	MTR-CODE: BCA	KT 1464
				CAM		KT 1209 W1

1.4

1390 ccm	59 kW	BUD;CGGA	06.04 -	ALT	FROM: 05.06; - AC	6 PK 737
				ALT	FROM: 05.06; + AC	6 PK 1100
				CAM; W-P		ZRK 1001
				CAM	MTR-CODE: BUD	KT 1464
				W-P; CAM		KT 1209
				W-P; CAM		KT 1209 W1

1.4 TSI

1390 ccm	90 kW	CAXA	11.08 -	ALT	- AC	6 PK 1090
				ALT	+ AC	6 PK 1735

1.6

1595 ccm	75 kW	BGU;BSE;BSF;CCSA;CMXA	06.04 -	ALT	- AC	6 PK 900
				ALT	+ AC	6 PK 1045



SKODA

OCTAVIA (1Z3)

1.6

1595 ccm	75 kW	BGU;BSE;BSF;CCSA;CMXA	06.04 -	CAM		ZRK 1216
				CAM		KT 1133

1.6 MultiFuel

1595 ccm	75 kW	CCSA;CMXA	01.08 -	ALT	FROM: 08.09; MTR-CODE: CHGA; - AC	6 PK 900
				ALT	FROM: 08.09; MTR-CODE: CHGA; + AC	6 PK 1045
				ALT	MTR-CODE: CCSA; - AC	6 PK 900
				ALT	MTR-CODE: CCSA; + AC	6 PK 1045
				CAM		ZRK 1216
				CAM		KT 1133

1.6 FSI

1598 ccm	85 kW	BLF	02.04 -	ALT	- AC	6 PK 1090
				ALT	+ AC	6 PK 1735

1.8 TSI

1798 ccm	118 kW	BZB;CDA	06.07 -	ALT		6 PK 1115
				W-P		ZRK 1585

2.0 FSI

1984 ccm	110 kW	BLR;BLY;BVY;BVZ	11.04 -	ALT	- AC	6 PK 900
				ALT	+ AC	6 PK 1045
				CAM		ZRK 1443
				CAM		KT 1432
				W-P; CAM		KT 1516 W1

2.0 RS

1984 ccm	147 kW	BWA;CCZA	10.05 -	ALT	MTR-CODE: BWA; - AC	6 PK 955
				ALT	MTR-CODE: BWA; + AC	6 PK 1055
				ALT	MTR-CODE: CCZA	6 PK 1115
				W-P	MTR-CODE: CCZA	ZRK 1585
				W-P; CAM	MTR-CODE: BWA	ZRK 1443
				W-P; CAM	MTR-CODE: BWA	KT 1432
				W-P; CAM	MTR-CODE: BWA	KT 1432 W1

1.6 TDI

1598 ccm	77 kW	CAYC	06.09 -	ALT	- AC	6 EPK 842
				CAM	MTR-CODE: CAYC	ZRK 1572

1.9 TDI

1896 ccm	77 kW	BJB;BKC;BLS;BXE	06.04 -	ALT	- AC	6 PK 950
				ALT	+ AC	6 PK 1055
				W-P; CAM		ZRK 1338
				W-P; CAM		KT 1237
				W-P; CAM		KT 1237 W2

2.0 TDI

1968 ccm	81 kW	CFHF;CLCA	03.10 -	CAM		ZRK 1572
----------	-------	-----------	---------	-----	--	----------

2.0 TDI

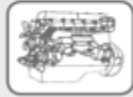
1968 ccm	100 kW	AZV	02.04 -	ALT	- AC	6 PK 950
				ALT	+ AC	6 PK 1055
				W-P	MTR-CODE: AZV;BKD	ZRK 1468
				CAM	FROM CHA-NO.: 1Z-6A151 622;1Z-62272 756;1Z-68089 111; MTR-CODE: AZV;BKD	KT 1512
				W-P	UNTIL CHA-NO.: 1Z-62272755;1Z-68089110;1Z-6A151621; MTR-CODE: AZV;BKD	KT 1403
				W-P	UNTIL CHA-NO.: 1Z-62272755;1Z-68089110;1Z-6A151621; MTR-CODE: AZV;BKD	KT 1403 W1
				W-P; CAM	FROM: 05.06	KT 1512 W1

2.0 TDI

1968 ccm	103 kW	BMM	11.05 -	ALT	- AC	6 PK 950
				ALT	+ AC	6 PK 1055
				W-P; CAM		ZRK 1338
				W-P; CAM		KT 1237
				W-P; CAM		KT 1237 W3

2.0 TDI 16V

1968 ccm	103 kW	BKD;CFHC;CLCB	02.04 -	ALT	- AC	6 PK 950
				ALT	+ AC	6 PK 1055
				ALT	MTR-CODE: CFHC; - AC	6 EPK 842
				ALT	MTR-CODE: CFHC; + AC	6 PK 1070
				CAM	MTR-CODE: CLCB;CFHC	ZRK 1572
				W-P	MTR-CODE: AZV;BKD	ZRK 1468
				CAM	MTR-CODE: AZV;BKD; FROM CHA-NO.: 1Z-6A151 621;1Z-62272 755;1Z-68089 110	KT 1512



SKODA

OCTAVIA (1Z3)

2.0 TDI 16V

1968 ccm	103 kW	BKD;CFHC;CLCB	02.04 -	W-P	UNTIL CHA-NO.: 1Z-62272755;1Z-68089110;1Z-6A151621; MTR-CODE: AZV;BKD	KT 1403
				W-P	UNTIL CHA-NO.: 1Z-62272755;1Z-68089110;1Z-6A151621; MTR-CODE: AZV;BKD	KT 1403 W1
				W-P; CAM	MTR-CODE: BKD; FROM: 05.06	KT 1512 W1

2.0 TDI RS

1968 ccm	125 kW	BMN;CEGA	04.06 -	ALT	MTR-CODE: BMN; - AC	6 PK 950
				ALT	MTR-CODE: BMN; + AC	6 PK 1055
				ALT	MTR-CODE: CEGA; - AC	6 EPK 842
				ALT	MTR-CODE: CEGA; + AC	6 PK 1070
				CAM	MTR-CODE: BMN	ZRK 1468
				CAM	MTR-CODE: CEGA	ZRK 1544
				CAM	MTR-CODE: BMN	KT 1512
				CAM	MTR-CODE: CEGA	KT 1420
				CAM		KT 1420 W1
				W-P; CAM	MTR-CODE: BMN	KT 1512 W1

OCTAVIA Combi (1Z5)

1.2 TSI

1197 ccm	77 kW	CBZB	02.10 -	ALT	- AC	6 PK 1432
				ALT	+ AC	6 PK 1690

1.4

1390 ccm	59 kW	BUD;CGGA	05.06 -	ALT	FROM: 10.06; - AC	6 PK 737
				ALT	FROM: 10.06; + AC	6 PK 1100
				CAM		ZRK 1001
				CAM		KT 1209
				CAM	MTR-CODE: BUD	KT 1464
				CAM		KT 1209 W1

1.4 TSI

1390 ccm	90 kW	CAXA	11.08 -	ALT	- AC	6 PK 1090
				ALT	+ AC	6 PK 1735

1.6

1595 ccm	75 kW	BGU;BSE;BSF;CCSA;CMXA	09.04 -	ALT	FROM: 08.09; MTR-CODE: CHGA; - AC	6 PK 900
				ALT	FROM: 08.09; MTR-CODE: CHGA; + AC	6 PK 1045
				ALT	MTR-CODE: BGU;BSE;BSF;CCSA; - AC	6 PK 900
				ALT	MTR-CODE: BGU;BSE;BSF;CCSA; + AC	6 PK 1045
				CAM		ZRK 1216
				CAM		KT 1133

1.6 MultiFuel

1595 ccm	75 kW	CCSA;CMXA	01.08 -	ALT	- AC	6 PK 900
				ALT	+ AC	6 PK 1045
				CAM		ZRK 1216
				CAM		KT 1133

1.6 FSI

1598 ccm	85 kW	BLF	02.04 -	ALT	FROM: 09.04; - AC	6 PK 1090
				ALT	FROM: 09.04; + AC	6 PK 1735

1.8 TSI

1798 ccm	118 kW	BZB;CDAA	06.07 -	ALT		6 PK 1115
				W-P		ZRK 1585

1.8 TSI 4x4

1798 ccm	118 kW	CDAA	11.08 -	ALT		6 PK 1115
				W-P		ZRK 1585

2.0 FSI


1984 ccm	110 kW	BLR;BLY;BVY;BVZ	11.04 -	ALT	- AC	6 PK 900
				ALT	+ AC	6 PK 1045
				CAM		ZRK 1443
				CAM		KT 1432
				W-P; CAM		KT 1516 W1

2.0 FSI 4x4

1984 ccm	110 kW	BLX;BVX	11.04 -	ALT	- AC	6 PK 900
				ALT	+ AC	6 PK 1045
				CAM		ZRK 1443
				CAM		KT 1432
				W-P; CAM		KT 1516 W1

2.0 RS

1984 ccm	147 kW	BWA;CCZA	10.05 -	ALT	FROM: 02.06; MTR-CODE: BWA; - AC	6 PK 955
----------	--------	----------	---------	-----	----------------------------------	----------



SKODA

OCTAVIA Combi (1Z5)

2.0 RS						
1984 ccm	147 kW	BWA;CCZA	10.05 -	ALT	FROM: 02.06; MTR-CODE: BWA; + AC	6 PK 1055
				ALT	FROM: 02.06; MTR-CODE: CCZA	6 PK 1115
				W-P	MTR-CODE: CCZA	ZRK 1585
				W-P; CAM	MTR-CODE: BWA	ZRK 1443
				W-P; CAM	MTR-CODE: BWA	KT 1432
				W-P; CAM	MTR-CODE: BWA	KT 1432 W1
1.6 TDI						
1598 ccm	77 kW	CAYC	06.09 -	ALT	- AC	6 EPK 842
				CAM	MTR-CODE: CAYC	ZRK 1572
1.6 TDI 4x4						
1598 ccm	77 kW	CAYC	06.09 -	CAM	MTR-CODE: CAYC	ZRK 1572
1.9 TDI						
1896 ccm	77 kW	BJB;BKC;BLS;BXE	09.04 -	ALT	- AC	6 PK 950
				ALT	+ AC	6 PK 1055
				W-P; CAM		ZRK 1338
				W-P; CAM		KT 1237
				W-P; CAM		KT 1237 W2
1.9 TDI 4x4						
1896 ccm	77 kW	BKC;BLS;BXE	11.04 -	ALT	- AC	6 PK 950
				ALT	+ AC	6 PK 1055
				CAM		ZRK 1338
				CAM		KT 1237
				CAM		KT 1237 W2
2.0 TDI						
1968 ccm	81 kW	CFHF;CLCA	03.10 -	CAM		ZRK 1572
2.0 TDI 16V						
1968 ccm	100 kW	AZV	02.04 -	ALT	- AC	6 PK 950
				ALT	+ AC	6 PK 1055
				W-P	MTR-CODE: AZV;BKD	ZRK 1468
				CAM	MTR-CODE: AZV;BKD; FROM CHA-NO.: 1Z-6A151 622;1Z-62272 756;1Z-68089 111	KT 1512
				W-P	UNTIL CHA-NO.: 1Z-62272755;1Z-68089110;1Z-6A151621; MTR-CODE: AZV;BKD	KT 1403
				W-P	UNTIL CHA-NO.: 1Z-62272755;1Z-68089110;1Z-6A151621; MTR-CODE: AZV;BKD	KT 1403 W1
				W-P; CAM	FROM: 05.06	KT 1512 W1
2.0 TDI						
1968 ccm	103 kW	BMM	11.05 -	ALT	- AC	6 PK 950
				ALT	+ AC	6 PK 1055
				W-P; CAM		ZRK 1338
				W-P; CAM		KT 1237
				W-P; CAM		KT 1237 W3
2.0 TDI 4x4						
1968 ccm	103 kW	BMM	07.06 -	ALT	- AC	6 PK 950
				ALT	+ AC	6 PK 1055
				CAM		ZRK 1338
				CAM		KT 1237
				CAM		KT 1237 W3
2.0 TDI 16V						
1968 ccm	103 kW	BKD;CFHC;CLCB	02.04 -	ALT	- AC	6 PK 950
				ALT	+ AC	6 PK 1055
				ALT	MTR-CODE: CFHC; - AC	6 EPK 842
				ALT	MTR-CODE: CFHC; + AC	6 PK 1070
				CAM	MTR-CODE: CLCB;CFHC	ZRK 1572
				W-P	MTR-CODE: AZV;BKD	ZRK 1468
				CAM	MTR-CODE: AZV;BKD; FROM CHA-NO.: 1Z-6A151 622;1Z-62272 756;1Z-68089 111	KT 1512
				W-P	UNTIL CHA-NO.: 1Z-62272755;1Z-68089110;1Z-6A151621; MTR-CODE: AZV;BKD	KT 1403
				W-P	UNTIL CHA-NO.: 1Z-62272755;1Z-68089110;1Z-6A151621; MTR-CODE: AZV;BKD	KT 1403 W1
				W-P; CAM	MTR-CODE: BKD; FROM: 05.06	KT 1512 W1
2.0 TDI 16V 4x4						
1968 ccm	103 kW	CFHC	05.10 -	CAM		ZRK 1572
2.0 TDI RS						
1968 ccm	125 kW	BMN;CEGA	04.06 -	ALT	- AC	6 PK 950
				ALT	+ AC	6 PK 1055



SKODA

OCTAVIA Combi (1Z5)

2.0 TDI RS

1968 ccm	125 kW	BMN;CEGA	04.06 -	CAM	MTR-CODE: BMN	ZRK 1468
				CAM	MTR-CODE: CEGA	ZRK 1544
				CAM	MTR-CODE: BMN	KT 1512
				CAM	MTR-CODE: CEGA	KT 1420
				CAM		KT 1420 W1
				W-P; CAM	MTR-CODE: BMN	KT 1512 W1

RAPID

1.6 TDI

1598 ccm	77 kW	CAYC	07.12 -	CAM		ZRK 1572
----------	-------	------	---------	-----	--	----------

ROOMSTER (5J)

1.2

1198 ccm	47 kW	BME	05.06 -	ALT	- AC	6 PK 1450
				ALT	+ AC	6 PK 1870

1.2

1198 ccm	51 kW	BZG;CGPA	01.07 -	ALT	MTR-CODE: BZG;CGPA; - AC	6 PK 1450
				ALT	MTR-CODE: BZG;CGPA; + AC	6 PK 1870

1.2 TSI

1197 ccm	63 kW	CBZA	03.10 -	ALT	- AC	6 PK 1432
				ALT	+ AC	6 PK 1690

1.2 TSI

1197 ccm	77 kW	CBZB	03.10 -	ALT	- AC	6 PK 1432
				ALT	+ AC	6 PK 1690

1.4

1390 ccm	63 kW	BXW;CGGB	09.06 -	ALT	MTR-CODE: BXW;BXW;CGGB; - AC	6 PK 737
				ALT	MTR-CODE: BXW;BXW;CGGB; + AC	6 PK 1078
				CAM		ZRK 1001

1.6

1598 ccm	77 kW	BTS;CFNA	09.06 -	ALT	- AC	6 PK 1090
				ALT	+ AC	6 PK 1735

1.2 TDI

1199 ccm	55 kW	CFWA	03.10 -	CAM		ZRK 1572
----------	-------	------	---------	-----	--	----------

1.4 TDI

1422 ccm	51 kW	BNM	07.06 -	ALT	- AC	6 PK 820
				ALT	+ AC	6 PK 995
				W-P; CAM		ZRK 1338
				W-P; CAM		KT 1237
				W-P; CAM		KT 1237 W2

1.4 TDI

1422 ccm	59 kW	BMS;BNV	09.06 -	ALT	MTR-CODE: BMS;BMS;BNV; + AC	6 PK 1185
				ALT	MTR-CODE: BMS;BNV; - AC	6 PK 820
				ALT	MTR-CODE: BMS;BNV;BNV; + AC	6 PK 995
				W-P; CAM		ZRK 1338
				W-P; CAM		KT 1237
				W-P; CAM		KT 1237 W2

1.6 TDI

1598 ccm	66 kW	CAYB	03.10 -	ALT	- AC	6 EPK 842
				ALT	+ AC	6 PK 1070
				CAM	MTR-CODE: CAYA;CAYB;CAYC	ZRK 1572

1.6 TDI

1598 ccm	77 kW	CAYC	03.10 -	ALT	- AC	6 EPK 842
				ALT	+ AC	6 PK 1070
				CAM	MTR-CODE: CAYA;CAYB;CAYC	ZRK 1572

1.9 TDI

1896 ccm	77 kW	BLS;BSW	09.06 -	ALT	MTR-CODE: BLS;BSW; - AC	6 PK 780
				ALT	MTR-CODE: BLS;BSW; + AC	6 PK 1185
				W-P; CAM		ZRK 1338
				W-P; CAM		KT 1237

ROOMSTER Praktik (5J)

1.2

1198 ccm	51 kW	BZG;CGPA	03.07 -	ALT	- AC	6 PK 1450
				ALT	+ AC	6 PK 1870

1.4

1390 ccm	63 kW	BXW;CGGB	03.07 -	ALT	- AC	6 PK 737
----------	-------	----------	---------	-----	------	----------



SKODA

ROOMSTER Praktik (5J)

1.4

1390 ccm	63 kW	BXW;CGGB	03.07 -	ALT CAM CAM CAM	+ AC	6 PK 1078 ZRK 1001 KT 1209 KT 1209 W1
----------	-------	----------	---------	--------------------------	------	--

1.4 TDI

1422 ccm	51 kW	BNM	03.07 -	ALT ALT W-P; CAM W-P; CAM W-P; CAM	- AC + AC	6 PK 820 6 PK 995 ZRK 1338 KT 1237 KT 1237 W2
----------	-------	-----	---------	--	--------------	---

1.4 TDI

1422 ccm	59 kW	BMS;BNV	03.07 -	ALT ALT W-P; CAM W-P; CAM W-P; CAM	- AC + AC	6 PK 820 6 PK 1185 ZRK 1338 KT 1237 KT 1237 W2
----------	-------	---------	---------	--	--------------	--

SUPERB (3U4)

1.8 T

1781 ccm	110 kW	AWT	12.01 - 03.08	AC-C ALT CAM CAM CAM W-P; CAM	OPT	4 PK 855 5 PK 1300 ZRK 1220 KT 1232 KT 1233 KT 1232 W1
----------	--------	-----	---------------	--	-----	---

2.0

1984 ccm	85 kW	AZM	12.01 - 03.08	AC-C ALT CAM CAM		4 PK 855 5 PK 1300 ZRK 1216 KT 1133
----------	-------	-----	---------------	---------------------------	--	--

2.8 V6

2771 ccm	142 kW	AMX	12.01 - 03.08	ALT CAM CAM CAM CAM		6 PK 1880 ZRK 1229 KT 1303 KT 1304 KT 1304 W1
----------	--------	-----	---------------	---------------------------------	--	---

1.9 TDI

1896 ccm	74 kW	AVB	08.02 - 10.05	AC-C ALT CAM CAM CAM W-P; CAM	FROM CHA-NO.: 3U-29009507 UNTIL CHA-NO.: 3U-29009506 UNTIL CHA-NO.: 3U-29009506 UNTIL CHA-NO.: 3U-2-9015228	4 PK 855 5 PK 1435 ZRK 1338 KT 1237 KT 1236 KT 1238 KT 1236 W1
----------	-------	-----	---------------	--	--	--

1.9 TDI

1896 ccm	77 kW	BSV	10.05 - 05.07	AC-C ALT W-P; CAM W-P; CAM W-P; CAM	FROM CHA-NO.: 3U-29015229	4 PK 855 5 PK 1435 ZRK 1338 KT 1237 KT 1237 W3
----------	-------	-----	---------------	---	---------------------------	--

1.9 TDI

1896 ccm	85 kW	BPZ	01.07 - 03.08	AC-C ALT W-P; CAM W-P; CAM W-P; CAM	FROM CHA-NO.: 3U-29015229	4 PK 855 5 PK 1435 ZRK 1338 KT 1237 KT 1237 W3
----------	-------	-----	---------------	---	---------------------------	--

1.9 TDI

1896 ccm	96 kW	AVF;AWX	12.01 - 03.08	AC-C ALT CAM CAM CAM W-P; CAM W-P; CAM	FROM CHA-NO.: 3U-29009507 UNTIL CHA-NO.: 3U-29009506 UNTIL CHA-NO.: 3U-29009506 UNTIL CHA-NO.: 3U-29009506 FROM CHA-NO.: 3U-29009507; MTR-CODE: AVF UNTIL CHA-NO.: 3U-2-9015228; MTR-CODE: AWX	4 PK 855 5 PK 1435 ZRK 1338 KT 1237 KT 1236 KT 1238 KT 1237 W3 KT 1236 W1
----------	-------	---------	---------------	--	---	--



SKODA

SUPERB (3U4)

2.0 TDI

1968 ccm	103 kW	BSS	10.05 - 03.08	AC-C		4 PK 855
				ALT		5 PK 1435
				W-P; CAM		ZRK 1338
				CAM	UNTIL CHA-NO.: 3U-29015228	KT 1236
				CAM	UNTIL CHA-NO.: 3U-29015228	KT 1238
				W-P; CAM	FROM CHA-NO.: 3U-29015229	KT 1237

2.5 TDI

2496 ccm	114 kW	AYM	12.01 - 08.03	AC-C		4 PK 1237
				ALT		6 PK 2404
				CAM		ZRK 1464
				INJ-P		ZRK 1331
				CAM		KT 1246
				CAM		KT 1441
				CAM		KT 1444
				CAM; INJ-P		KT 1460
				INJ-P; CAM	MOD: 3U4	KT 1393
				CAM		KT 1441 W1

2.5 TDI

2496 ccm	120 kW	BDG	06.03 - 03.08	AC-C		4 PK 1237
				ALT		6 PK 2404
				CAM		ZRK 1464
				INJ-P		ZRK 1331
				CAM		KT 1246
				CAM		KT 1441
				CAM		KT 1444
				CAM; INJ-P		KT 1460
				INJ-P; CAM	MOD: 3U4	KT 1393
				CAM		KT 1441 W1

SUPERB (3T4)

1.4 TSI

1390 ccm	92 kW	CAXC	07.08 -	ALT		6 PK 1735
----------	-------	------	---------	-----	--	-----------

1.8 TSI

1798 ccm	118 kW	BZB;CDAA	03.08 -	ALT		6 PK 1115
				W-P		ZRK 1585

1.8 TSI 4x4

1798 ccm	118 kW	CDAA	11.08 -	ALT		6 PK 1115
				W-P		ZRK 1585

3.6 V6 4x4

3580 ccm	191 kW	CDVA	11.08 -	ALT		6 PK 1610
----------	--------	------	---------	-----	--	-----------

1.6 TDI

1598 ccm	77 kW	CAYC	09.10 -	CAM		ZRK 1572
----------	-------	------	---------	-----	--	----------

1.9 TDI

1896 ccm	77 kW	BLS;BXE	03.08 -	ALT		6 PK 1055
				CAM		ZRK 1338
				CAM		KT 1237

2.0 TDI

1968 ccm	103 kW	BMP	03.08 -	ALT		6 PK 1055
				CAM		ZRK 1338
				CAM		KT 1237
				CAM		KT 1237 W3

2.0 TDI 16V

1968 ccm	103 kW	BKD;CFFB;CLJA	01.09 -	ALT	MTR-CODE: BKD; - AC	6 PK 950
				ALT	MTR-CODE: BKD; + AC	6 PK 1055
				CAM	MTR-CODE: BKD	ZRK 1468
				CAM	MTR-CODE: CFFB;CLJA	ZRK 1572
				CAM	MTR-CODE: BKD	KT 1512
				W-P; CAM	MTR-CODE: BKD	KT 1512 W1

2.0 TDI 16V 4x4

1968 ccm	103 kW	CFFB	11.10 -	CAM	MTR-CODE: CFFB;CLJA	ZRK 1572
----------	--------	------	---------	-----	---------------------	----------

2.0 TDI

1968 ccm	125 kW	CBBB;CFGB	07.08 -	ALT	MTR-CODE: CBBB	6 PK 1070
				CAM	MTR-CODE: CBBB	ZRK 1544
				CAM	MTR-CODE: CFGB;CFFB	ZRK 1572
				CAM	MTR-CODE: CBBB	KT 1420
				CAM	MTR-CODE: CBBB/F	KT 1420 W1



SKODA

SUPERB (3T4)

2.0 TDI 4x4

1968 ccm	125 kW	CBBB;CFGB	09.08 -	ALT	MTR-CODE: CBBB	6 PK 1070
				CAM	MTR-CODE: CBBB	ZRK 1544
				CAM	MTR-CODE: CFGB;CFFB	ZRK 1572
				CAM	MTR-CODE: CBBB	KT 1420
				CAM	MTR-CODE: CBBB/F	KT 1420 W1

SUPERB Kombi (3T5)

1.4 TSI

1390 ccm	92 kW	CAXC	10.09 -	ALT		6 PK 1735
----------	-------	------	---------	-----	--	-----------

1.8 TSI

1798 ccm	118 kW	CDA A	10.09 -	ALT		6 PK 1115
				W-P		ZRK 1585

1.8 TSI 4x4

1798 ccm	118 kW	CDA A	10.09 -	ALT		6 PK 1115
				W-P		ZRK 1585

3.6 V6 4x4

3580 ccm	191 kW	CDVA	10.09 -	ALT		6 PK 1610
----------	--------	------	---------	-----	--	-----------

1.6 TDI

1598 ccm	77 kW	CAYC	09.10 -	CAM		ZRK 1572
----------	-------	------	---------	-----	--	----------

2.0 TDI

1968 ccm	103 kW	BMP	10.09 -	ALT	FROM: 03.09; MTR-CODE: BKD;BKD;CFFB;CLJA; + AC	6 PK 1055
				ALT	FROM: 03.09; MTR-CODE: BMP	6 PK 1055

2.0 TDI 16V

1968 ccm	103 kW	BKD;CFFB;CLJA	10.09 -	ALT	MTR-CODE: BKD; - AC	6 PK 950
				ALT	MTR-CODE: BKD; + AC	6 PK 1055
				CAM	MTR-CODE: BKD	ZRK 1468
				CAM	MTR-CODE: CFFB;CLJA	ZRK 1572
				CAM	MTR-CODE: BKD	KT 1512
				W-P; CAM	MTR-CODE: BKD	KT 1512 W1

2.0 TDI 16V 4x4

1968 ccm	103 kW	CFFB	11.10 -	CAM	MTR-CODE: CFFB;CLJA	ZRK 1572
----------	--------	------	---------	-----	---------------------	----------

2.0 TDI

1968 ccm	125 kW	CBBB;CFGB	10.09 -	ALT	MTR-CODE: CBBB	6 PK 1070
				CAM	MTR-CODE: CFGB;CFFB	ZRK 1572
				CAM	MTR-CODE: CBB/F	KT 1420 W1

2.0 TDI 4x4

1968 ccm	125 kW	CBBB;CFGB	10.09 -	ALT	MTR-CODE: CBBB	6 PK 1070
				CAM	MTR-CODE: CFGB;CFFB	ZRK 1572
				CAM	MTR-CODE: CBB/F	KT 1420 W1

YETI (5L)

1.2 TSI

1197 ccm	77 kW	CBZB	09.09 -	ALT	- AC	6 PK 1432
				ALT	+ AC	6 PK 1690

1.8 TSI 4x4

1798 ccm	112 kW	CDAB	11.09 -	W-P		ZRK 1585
----------	--------	------	---------	-----	--	----------

1.8 TSI 4x4

1798 ccm	118 kW	CDA A	05.09 -	ALT		6 PK 1115
				W-P		ZRK 1585

1.6 TDI

1598 ccm	77 kW	CAYC	11.10 -	CAM	MTR-CODE: CAYC	ZRK 1572
----------	-------	------	---------	-----	----------------	----------

2.0 TDI

1968 ccm	81 kW	CFHA;CLCA	11.09 -	ALT	- AC	6 EPK 842
				ALT	+ AC	6 PK 1070
				CAM	MTR-CODE: CFHA;CFHC;CFHF;CLCA	ZRK 1572

2.0 TDI 4x4

1968 ccm	81 kW	CFHF	11.09 -	ALT	- AC	6 EPK 842
				ALT	+ AC	6 PK 1070
				CAM	MTR-CODE: CFHA;CFHC;CFHF	ZRK 1572

2.0 TDI

1968 ccm	103 kW	CFHC	11.11 -	W-P	MTR-CODE: CFHC;CLCB	ZRK 1572
----------	--------	------	---------	-----	---------------------	----------

2.0 TDI 4x4

1968 ccm	103 kW	CBDB;CFHC;CLCB	05.09 -	ALT	- AC	6 EPK 842
				ALT	+ AC	6 PK 1070



SKODA

YETI (5L)

2.0 TDI 4x4

1968 ccm	103 kW	CBDB;CFHC;CLCB	05.09 -	CAM	MTR-CODE: CBDB	ZRK 1544
				CAM	MTR-CODE: CFHC;CLCB	ZRK 1572
				CAM	MTR-CODE: CBDB	KT 1420
				CAM		KT 1420 W1

2.0 TDI 4x4

1968 ccm	125 kW	CEGA;CFJA	11.09 -	ALT	- AC	6 EPK 842
				ALT	+ AC	6 PK 1070
				CAM	MTR-CODE: CEGA	ZRK 1544
				CAM	MTR-CODE: CFJA	ZRK 1572
				CAM	MTR-CODE: CEGA	KT 1420
				CAM		KT 1420 W1

SMART

CABRIO (450)

0.6 (450.400, S1OLD2)

599 ccm	45 kW	M 160 E6AL B05;M 160.920	01.01 - 01.04	AC-C		3 PK 855
				ALT		4 PK 790

0.6 (450.432)

599 ccm	52 kW	M 160.920	06.02 - 01.04	AC-C		3 PK 855
				ALT		4 PK 790

0.7 (450.400)

698 ccm	45 kW	M 160.910	01.03 - 01.04	AC-C		3 PK 855
				ALT		4 PK 790

0.7 (450.414)

698 ccm	55 kW	M 160.910	01.03 - 01.04	AC-C	FROM: 05.03	3 PK 855
				ALT	FROM: 05.03	4 PK 790

0.8 CDI (450.401, 450.402, 450.403, S1OLC1)

799 ccm	30 kW	OM 660 DE 8LA;OM 660.940	03.01 - 01.04	AC-C	FROM: 03.02	3 PK 855
---------	-------	--------------------------	---------------	------	-------------	----------

CITY-COUPÉ (450)

0.6 (450.342, S1CLB1)

599 ccm	33 kW	M 160 E6AL B04;M 160.920	07.98 - 01.04	AC-C		3 PK 855
				ALT		4 PK 790

0.6 (450.333, 450.335)

599 ccm	45 kW	M 160 E6AL B05;M 160.920	01.01 - 01.04	AC-C		3 PK 855
				ALT		4 PK 790

0.7 (450.347)

698 ccm	37 kW	M 160.910	01.03 - 01.04	AC-C		3 PK 855
				ALT		4 PK 790

0.7 (450.336, 450.352, 450.353)

698 ccm	45 kW	M 160.910	01.03 - 01.04	AC-C		3 PK 855
				ALT		4 PK 790

0.7 (450.314)

698 ccm	55 kW	M 160.910	01.03 - 01.04	AC-C	FROM: 05.03	3 PK 855
				ALT	FROM: 05.03	4 PK 790

0.8 CDI (450.300, 450.301, 450.302, 450.303, 450.306...)

799 ccm	30 kW	OM 660 DE 8LA;OM 660.940	11.99 - 01.04	AC-C		3 PK 855
---------	-------	--------------------------	---------------	------	--	----------

CROSSBLADE (450)

0.6 (450.418)

599 ccm	52 kW	M 160.920	06.02 - 12.03	AC-C		3 PK 855
				ALT		4 PK 790

ROADSTER (452)

0.7 (452.432)

698 ccm	45 kW		04.03 - 11.05	AC-C		3 PK 855
				ALT		4 PK 790

0.7 (452.434)

698 ccm	60 kW		04.03 - 11.05	AC-C	FROM: 01.04	3 PK 855
				ALT	FROM: 01.04	4 PK 790

0.7 Brabus (452.437)

698 ccm	74 kW	M 160.923	12.03 - 11.05	AC-C		3 PK 855
				ALT		4 PK 790



SMART

ROADSTER Coupe (452)

0.7 (452.332)

698 ccm	45 kW		06.03 - 11.05	AC-C				
				ALT				3 PK 855 4 PK 790

0.7 (452.334)

698 ccm	60 kW		04.03 - 11.05	AC-C				
				ALT				3 PK 855 4 PK 790

0.7 Brabus (452.337)

698 ccm	74 kW	M 160.923	12.03 - 11.05	AC-C				
				ALT				3 PK 855 4 PK 790

FORTWO Coupe (450)

0.7 (450.331)

698 ccm	37 kW	M 160.910	01.04 - 01.07	AC-C				
				ALT				3 PK 855 4 PK 790

0.7 (450.335, 450.336, 450.341, 450.342, 450.343...)

698 ccm	45 kW	M 160.910	01.04 - 01.07	AC-C				
				ALT				3 PK 855 4 PK 790

0.8 CDI (450.300, 450.301, 450.302, 450.303, 450.306)

799 ccm	30 kW	OM 660 DE 8LA;OM 660.940	01.04 - 01.07	AC-C				
								3 PK 855

FORTWO Cabrio (450)

0.7 (450.414, 450.441, 450.442, 450.443, 450.452)

698 ccm	45 kW	M 160.910	01.04 - 01.07	ALT	- AC			4 PK 790
				ALT	+ AC			3 PK 855

0.7 (450.452)

698 ccm	55 kW	M 160.910	01.04 - 01.07	ALT	- AC			4 PK 790
				ALT	+ AC			3 PK 855

0.8 CDI (450.401, 450.402, 450.403)

799 ccm	30 kW	OM 660 DE 8LA;OM 660.940	01.04 - 01.07	AC-C				
								3 PK 855

FORFOUR (454)

1.1 (454.033)

1124 ccm	47 kW	M 134.911	02.05 - 06.06	AC-C				
				ALT				5 PK 1219 5 PK 920

1.1 (454.030)

1124 ccm	55 kW	M 134.910	01.04 - 06.06	AC-C				
				ALT				5 PK 1219 5 PK 920

1.3 (454.031)

1332 ccm	70 kW	M 135.930	01.04 - 06.06	AC-C				
				ALT				5 PK 1219 5 PK 920

1.5 (454.032)

1499 ccm	80 kW	M 135.950	01.04 - 06.06	ALT	- AC			5 PK 920
				ALT	+ AC			5 PK 1219

1.5 (454.032)

1499 ccm	90 kW	M 135.950	01.04 - 06.06	ALT	- AC			5 PK 920
				ALT	+ AC			5 PK 1219

1.5 BRABUS (454.034)

1468 ccm	130 kW		05.05 - 06.06	ALT				
								4 PK 805

1.5 CDI (454.000)

1493 ccm	50 kW	OM 639.939	09.04 - 06.06	AC-C				
				ALT				5 PK 1219 5 PK 920

1.5 CDI (454.001)

1493 ccm	70 kW	OM 639.939	09.04 - 06.06	ALT	UNTIL: 04.06; UNTIL CHA-NO.: B127056; + AC			5 PK 1790
----------	-------	------------	---------------	-----	--	--	--	-----------

FORTWO Coupe (451)

1.0 (451.330, 451.334)

999 ccm	45 kW	M 132.910	01.07 -	ALT				
								4 PK 805

1.0 (451.331, 451.380)

999 ccm	52 kW	M 132.910	01.07 -	ALT				
								4 PK 805

1.0 Turbo (451.332)

999 ccm	62 kW	M 132.930	01.07 -	ALT				
								4 PK 805

1.0 Brabus (451.333)

999 ccm	72 kW	M 132.930	01.08 -	ALT				
								4 PK 805

0.8 CDi (451.300)

799 ccm	33 kW	OM 660.950	01.07 -	AC-C				
								3 EPK 806



SMART

FORTWO Cabrio (451)

1.0 (451.431)

999 ccm 52 kW M 132.910 01.07 - ALT 4 PK 805

1.0 Turbo (451.432)

999 ccm 62 kW M 132.930 01.07 - ALT 4 PK 805

1.0 Brabus (451.433)

999 ccm 72 kW M 132.930 01.08 - ALT 4 PK 805

0.8 CDi (451.400)

799 ccm 33 kW OM 660.950 01.07 - AC-C 3 EPK 806

SSANGYONG

ACTYON

2.3

2295 ccm 110 kW G23D 11.06 - ALT 6 PK 2155

2.3 4x4

2295 ccm 110 kW G23D 11.06 - ALT 6 PK 2155

2.0 Xdi

1998 ccm 104 kW D20DT 11.05 - ALT 6 PK 2255

200 Xdi 4WD

1998 ccm 104 kW D20DT 10.06 - ALT 6 PK 2255

CHAIRMAN (HT_)

2.3

2295 ccm 110 kW M 111.970;M 111.974 07.97 - ALT MTR-CODE: 111970; - AC 6 PK 2040
ALT MTR-CODE: 111970; + AC 6 PK 2155
AUX-FAN MTR-CODE: 111970 2 PJ 860

2.8

2797 ccm 142 kW M 104.945 08.99 - ALT - AC 6 PK 2120
ALT + AC 6 PK 2228
AUX-FAN 2 PJ 860

KORANDO (K4)

2.2 D

2238 ccm 50 kW DC23 12.88 - 12.96 PS FROM: 06.93; MOD: FJ9;KJ9 AVX 13 x 1500

KORANDO (KJ)

2.0

1998 ccm 94 kW 05.97 - ALT - AC 6 PK 2055
ALT + AC 6 PK 2155

2.3

2295 ccm 103 kW M 111.970 05.97 - ALT - AC 6 PK 2055
ALT + AC 6 PK 2155

2.3

2295 ccm 105 kW 01.99 - ALT FROM: 12.02; - AC 6 PK 2055
ALT FROM: 12.02; + AC 6 PK 2155

3.2 (KJ)

3199 ccm 154 kW M 104.995 12.96 - ALT FROM: 06.97 6 PK 2245

3.2

3199 ccm 156 kW M 104.995 01.99 - ALT 6 PK 2245

3.2

3199 ccm 162 kW M 104.992 06.97 - ALT FROM: 12.02 6 PK 2245

2.3 D (KJ)

2299 ccm 58 kW OM 601.940 12.96 - ALT FROM: 06.97; - AC 6 PK 2040
ALT FROM: 06.97; + AC 6 PK 2100

2.3 TDiC

2299 ccm 74 kW 07.98 - ALT FROM: 03.00; - AC 6 PK 2040
ALT FROM: 03.00; + AC 6 PK 2120
ALT FROM: 03.00; UNTIL: 03.00; + AC 6 PK 2100

2.9 D (KJ)

2874 ccm 72 kW MB-OM 662 12.96 - ALT FROM: 06.97; - AC 6 PK 2040
ALT FROM: 06.97; + AC 6 PK 2100

2.9 D

2874 ccm 73 kW MB-OM 662 06.97 - ALT - AC 6 PK 2040
ALT + AC 6 PK 2100

2.9 TD

2874 ccm 88 kW 04.98 - ALT - AC 6 PK 2040



SSANGYONG

KORANDO (KJ)

2.9 TD						
2874 ccm	88 kW		04.98 -	ALT	FROM: 03.00; + AC	6 PK 2120
				ALT	UNTIL: 03.00; + AC	6 PK 2100

KORANDO Cabrio (KJ)

2.3						
2295 ccm	103 kW		11.97 -	ALT	- AC	6 PK 2055
				ALT	+ AC	6 PK 2155

2.3						
2295 ccm	105 kW		02.99 -	ALT	FROM: 12.02; - AC	6 PK 2055
				ALT	FROM: 12.02; + AC	6 PK 2155

3.2 4x4						
3199 ccm	154 kW		06.97 -	ALT	FROM: 04.98	6 PK 2245

3.2						
3199 ccm	156 kW	M 104.995	01.99 -	ALT		6 PK 2245

3.2						
3199 ccm	162 kW	M 104.992	06.97 -	ALT	FROM: 12.02	6 PK 2245

2.9 D						
2874 ccm	72 kW	MB-OM 662	11.97 -	ALT	- AC	6 PK 2040
				ALT	+ AC	6 PK 2100

2.9 TD						
2874 ccm	88 kW		04.98 -	ALT	- AC	6 PK 2040
				ALT	+ AC	6 PK 2100

KYRON

2.0 Xdi						
1998 ccm	104 kW	D20DT	05.05 -	ALT	FROM: 09.05	6 PK 2255

2.0 Xdi 4x4						
1998 ccm	104 kW	D20DT	05.05 -	ALT	FROM: 09.05	6 PK 2255

2.7 Xdi						
2696 ccm	121 kW	D27DT	05.05 -	ALT		6 PK 2255

MUSSO (FJ)

2.0						
1998 ccm	93 kW	E20	10.96 -	ALT	- AC	6 PK 2055
				ALT	+ AC	6 PK 2155

2.3						
2295 ccm	103 kW	M 111.970	10.96 -	ALT	- AC	6 PK 2055
				ALT	+ AC	6 PK 2155

2.3						
2295 ccm	110 kW		04.03 -	ALT	- AC	6 PK 2055
				ALT	OE-NO.: 0119971992; + AC	6 PK 2155
				ALT	OE-NO.: 0149971292; + AC	6 PK 2160

3.2						
3199 ccm	162 kW	M 104.992	06.96 -	ALT		6 PK 2245

2.3 D						
2299 ccm	59 kW	MB-OM 661;OM 601.940	10.95 -	ALT	- AC	6 PK 2040
				ALT	+ AC	6 PK 2100

2.9 D						
2874 ccm	73 kW	MB-OM 662	03.96 -	ALT	- AC	6 PK 2040
				ALT	+ AC	6 PK 2100

2.9 TD						
2874 ccm	88 kW		04.98 -	ALT	- AC	6 PK 2040
				ALT	FROM: 03.00; + AC	6 PK 2120
				ALT	UNTIL: 03.00; + AC	6 PK 2100

MUSSO SPORTS

2.9 D 4x4						
2874 ccm	88 kW		08.04 -	ALT	- AC	6 PK 2040
				ALT	+ AC	6 PK 2120

REXTON (GAB_)

2.3 RX230 4x4						
2295 ccm	110 kW	G23D	05.02 -	ALT		6 PK 2155

3.2						
3199 ccm	162 kW	G32D	04.02 -	ALT		6 PK 2228



SSANGYONG

REXTON (GAB_)

2.7 Xdi

2696 ccm 120 kW D27DT 08.04 - ALT 6 PK 2255

2.7 Xdi

2696 ccm 121 kW D27DT 03.05 - ALT 6 PK 2255

2.7 D 4x4

2696 ccm 137 kW D27DTP 05.06 - ALT 6 PK 2255

2.9 TD

2874 ccm 88 kW 04.02 - ALT 6 PK 2055

RODIUS

2.7 Xdi

2696 ccm 120 kW D27DT 05.05 - ALT 6 PK 2255

2.7 Xdi 4WD

2696 ccm 120 kW D27DT 05.05 - ALT 6 PK 2255

SUBARU

FORESTER (SF)

2.0

1994 ccm 90 kW EJ20 08.97 - 09.02 AC-C 4 PK 900
ALT 5 PK 880
CAM FROM: 09.98 ZRK 1320
CAM UNTIL: 08.98 ZRK 1284
CAM UNTIL: 08.98 KT 1275

2.0

1994 ccm 92 kW EJ20 06.98 - 09.02 AC-C 4 PK 900
ALT 5 PK 880
CAM ZRK 1320
CAM KT 1438

2.0 S Turbo

1994 ccm 125 kW EJ20 06.98 - 04.01 AC-C 4 PK 900
ALT 5 PK 880
CAM ZRK 1311
CAM KT 1255

2.0 S Turbo

1994 ccm 130 kW EJ205 04.01 - 09.02 AC-C 4 PK 900
ALT 5 PK 880
CAM ZRK 1311
CAM UNTIL: 05.02 KT 1255

FORESTER (SG)

2.0

1994 ccm 92 kW EJ20 09.02 - AC-C 4 PK 900
ALT 5 PK 880
CAM UNTIL: 08.05 ZRK 1320
CAM KT 1438

2.0 X

1994 ccm 116 kW EJ204 09.05 - AC-C 4 PK 855
ALT 5 PK 870
CAM ZRK 1311

2.0 S Turbo

1994 ccm 130 kW EJ20 09.02 - CAM ZRK 1311

2.5 RX Nato AWD

2457 ccm 115 kW EJ25 11.02 - AC-C 4 PK 900
ALT 5 PK 880

2.5

2457 ccm 155 kW EJ25 12.03 - AC-C UNTIL: 05.05 4 PK 900
ALT UNTIL: 05.05 5 PK 870
CAM MTR-CODE: EJ25D ZRK 1311
CAM MTR-CODE: EJ25D KT 1255

2.5 XT

2457 ccm 169 kW EJ255 09.05 - AC-C FROM: 01.07 4 PK 855
AC-C UNTIL: 01.07 4 PK 900
ALT 5 PK 880
CAM ZRK 1311



SUBARU

FORESTER (SH)

2.5

2457 ccm	169 kW	EJ255	06.08 -	ALT		5 PK 880
----------	--------	-------	---------	-----	--	----------

IMPREZA Coupe (GFC)

1.6

1597 ccm	66 kW	EJ16E	12.96 - 12.00	AC-C		4 PK 884
				ALT	+ PS	5 PK 880
				CAM		ZRK 1284
				CAM	FROM: 08.98	ZRK 1320
				CAM	FROM: 01.97; UNTIL: 12.97	KT 1275
				CAM	UNTIL: 01.97	KT 1166

1.6 4WD

1597 ccm	66 kW	EJ161	12.96 - 12.00	AC-C	FROM: 09.98	4 PK 884
				ALT	FROM: 09.98; + PS	5 PK 880
				CAM	FROM: 08.98	ZRK 1320
				CAM	UNTIL: 12.97	ZRK 1284
				CAM	FROM: 01.97; UNTIL: 12.97	KT 1275
				CAM	FROM: 08.98	KT 1438
				CAM	UNTIL: 01.97	KT 1166

2.0

1994 ccm	85 kW	EJ20E	11.95 - 09.00	CAM		ZRK 1284
				CAM		KT 1166

2.0 4WD

1994 ccm	85 kW	EJ20	12.95 - 12.00	AC-C		4 PK 884
				ALT	+ PS	5 PK 880
				CAM	FROM: 08.98	ZRK 1320
				CAM	UNTIL: 08.98	ZRK 1284
				CAM	FROM: 01.97; UNTIL: 12.97	KT 1275
				CAM	UNTIL: 01.97	KT 1166

2.0 Turbo 4WD

1994 ccm	155 kW	EJ20G	12.96 - 12.00	AC-C		4 PK 884
				ALT		5 PK 880
				CAM		ZRK 1311
				CAM	FROM: 10.98	KT 1255
				CAM	UNTIL: 10.98	KT 1254

2.0 AWD

1994 ccm	206 kW	EJ205P	09.98 - 09.00	CAM		ZRK 1311
----------	--------	--------	---------------	-----	--	----------

IMPREZA Stufenheck (GC)

1.6 i

1597 ccm	66 kW	EJ16	08.92 - 12.00	AC-C	FROM: 01.93; UNTIL: 07.95	4 PK 855
				AC-C	FROM: 08.95	4 PK 884
				ALT	FROM: 01.93; + PS	5 PK 880
				CAM		ZRK 1284
				CAM	FROM: 08.98	ZRK 1320
				CAM	FROM: 01.97; UNTIL: 12.97	KT 1275
				CAM	UNTIL: 01.97	KT 1166

1.6 i 4WD

1597 ccm	66 kW	EJ16	08.92 - 12.00	AC-C	FROM: 01.93; UNTIL: 07.95	4 PK 855
				AC-C	FROM: 08.95	4 PK 884
				ALT	FROM: 01.93; + PS	5 PK 880
				CAM		ZRK 1284
				CAM	FROM: 08.98	ZRK 1320
				CAM	FROM: 01.97; UNTIL: 12.97	KT 1275
				CAM	UNTIL: 01.97	KT 1166

1.6 i

1597 ccm	70 kW	EJ161	06.98 - 12.00	AC-C		4 PK 884
				ALT	+ PS	5 PK 880
				CAM		ZRK 1320
				CAM		KT 1438

1.6 i 4WD

1597 ccm	70 kW	EJ161	06.98 - 12.00	AC-C		4 PK 884
				ALT	+ PS	5 PK 880
				CAM		ZRK 1320
				CAM		KT 1438

1.8

1820 ccm	76 kW	EJ18E	11.95 - 06.96	AC-C		4 PK 900
----------	-------	-------	---------------	------	--	----------



SUBARU

IMPREZA Stufenheck (GC)

1.8						
1820 ccm	76 kW	EJ18E	11.95 - 06.96	ALT	+ PS	5 PK 880
				CAM		ZRK 1284
				CAM		KT 1166

1.8 i 4WD

1820 ccm	76 kW	EJ18;EJ18E	08.92 - 12.00	AC-C	FROM: 01.93; UNTIL: 03.95	4 PK 884
				AC-C	FROM: 04.95	4 PK 900
				ALT	FROM: 01.93; + PS	5 PK 880
				CAM	FROM: 08.98	ZRK 1320
				CAM	UNTIL: 07.98	ZRK 1284
				CAM	FROM: 01.97; UNTIL: 12.97	KT 1275
				CAM	UNTIL: 01.97	KT 1166

2.0

1994 ccm	85 kW	EJ20E	07.96 - 08.98	AC-C		4 PK 884
				ALT	+ PS	5 PK 880
				CAM		ZRK 1284
				CAM		KT 1166

2.0 i 4WD

1994 ccm	85 kW	EJ20	10.95 - 12.00	AC-C		4 PK 884
				ALT	+ PS	5 PK 880
				CAM	FROM: 08.98	ZRK 1320
				CAM	UNTIL: 08.98	ZRK 1284
				CAM	FROM: 01.97; UNTIL: 12.97	KT 1275
				CAM	UNTIL: 01.97	KT 1166

2.0

1994 ccm	92 kW	EJ201	09.98 - 09.00	AC-C		4 PK 884
				ALT	+ PS	5 PK 880
				CAM		ZRK 1320

2.0 i 4WD

1994 ccm	92 kW	EJ20	06.98 - 12.00	AC-C		4 PK 884
				ALT	+ PS	5 PK 880
				CAM		ZRK 1320
				CAM		KT 1438

2.0 Turbo GT 4WD

1994 ccm	155 kW	EJ20 (Turbo)	03.94 - 12.00	AC-C		4 PK 884
				ALT		5 PK 880
				CAM		ZRK 1311
				CAM	FROM: 10.98	KT 1255
				CAM	UNTIL: 10.98	KT 1254

2.0 Turbo GT 4WD

1994 ccm	160 kW	EJ205	06.98 - 12.00	AC-C		4 PK 884
				ALT		5 PK 880
				CAM		ZRK 1311
				CAM	FROM: 10.98	KT 1255
				CAM	UNTIL: 10.98	KT 1254

IMPREZA Station Wagon (GF)

1.6						
1597 ccm	66 kW	EJ16E	01.93 - 08.98	AC-C	FROM: 08.95	4 PK 884
				AC-C	UNTIL: 07.95	4 PK 855
				ALT	+ PS	5 PK 880

1.6 i 4WD

1597 ccm	66 kW	EJ16	08.92 - 12.00	AC-C	FROM: 01.93; UNTIL: 07.95	4 PK 855
				AC-C	FROM: 08.95	4 PK 884
				ALT	FROM: 01.93; + PS	5 PK 880
				CAM		ZRK 1284
				CAM	FROM: 08.98	ZRK 1320
				CAM	FROM: 01.97; UNTIL: 12.97	KT 1275
				CAM	UNTIL: 01.97	KT 1166

1.6 i

1597 ccm	70 kW	EJ161	06.98 - 12.00	AC-C		4 PK 884
				ALT	+ PS	5 PK 880
				CAM		ZRK 1320
				CAM		KT 1438

1.6 i 4WD

1597 ccm	70 kW	EJ161	06.98 - 12.00	AC-C		4 PK 884
				ALT	+ PS	5 PK 880



SUBARU

IMPREZA Station Wagon (GF)

1.6 i 4WD

1597 ccm	70 kW	EJ161	06.98 - 12.00	CAM		ZRK 1320
				CAM		KT 1438

1.8

1820 ccm	76 kW	EJ18E	11.95 - 06.96	AC-C		4 PK 900
				ALT	+ PS	5 PK 880

1.8 i 4WD

1820 ccm	76 kW	EJ18	08.92 - 12.00	AC-C	FROM: 01.93; UNTIL: 03.95	4 PK 884
				AC-C	FROM: 04.95	4 PK 900
				ALT	FROM: 01.93; + PS	5 PK 880
				CAM	FROM: 08.98	ZRK 1320
				CAM	UNTIL: 07.98	ZRK 1284
				CAM	FROM: 01.97; UNTIL: 12.97	KT 1275
				CAM	UNTIL: 01.97	KT 1166

2.0

1994 ccm	85 kW	EJ20E	09.96 - 08.98	AC-C		4 PK 884
				ALT	+ PS	5 PK 880
				CAM		ZRK 1284
				CAM		KT 1166

2.0 4WD

1994 ccm	85 kW	EJ20	12.95 - 12.00	AC-C		4 PK 884
				ALT	+ PS	5 PK 880
				CAM	FROM: 08.98	ZRK 1320
				CAM	UNTIL: 08.98	ZRK 1284
				CAM	FROM: 01.97; UNTIL: 12.97	KT 1275
				CAM	UNTIL: 01.97	KT 1166

2.0

1994 ccm	92 kW	EJ201	09.98 - 09.00	CAM		ZRK 1320
----------	-------	-------	---------------	-----	--	----------

2.0 16V AWD

1994 ccm	92 kW	EJ20	06.98 - 12.00	AC-C		4 PK 884
				ALT	+ PS	5 PK 880
				CAM		ZRK 1320
				CAM		KT 1438

2.0 i Turbo 4WD

1994 ccm	155 kW	EJ20 (Turbo)	03.94 - 12.00	AC-C		4 PK 884
				ALT		5 PK 880
				CAM		ZRK 1311
				CAM	FROM: 10.98	KT 1255
				CAM	UNTIL: 10.98	KT 1254

2.0 Turbo GT 4WD

1994 ccm	160 kW	EJ205	06.98 - 12.00	AC-C		4 PK 884
				ALT		5 PK 880
				CAM		ZRK 1311
				CAM	FROM: 10.98	KT 1255
				CAM	UNTIL: 10.98	KT 1254

IMPREZA Stufenheck (GD, GG)

1.5

1493 ccm	74 kW		06.01 -	AC-C		4 PK 900
				ALT		5 PK 870
				CAM		ZRK 1311

1.5

1498 ccm	77 kW	EL15	05.06 -	AC-C		4 PK 900
				ALT		5 PK 870
				CAM		ZRK 1311

1.5

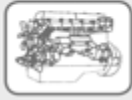
1498 ccm	81 kW	EL15	10.05 -	AC-C		4 PK 900
				ALT		5 PK 870

1.5 AWD

1498 ccm	81 kW	EL15	10.05 -	AC-C		4 PK 900
				ALT		5 PK 870
				CAM		ZRK 1311

1.6 AWD

1597 ccm	70 kW	EJ16	12.00 -	AC-C		4 PK 884
				ALT	+ PS	5 PK 870
				CAM		ZRK 1320
				CAM		KT 1438



SUBARU

IMPREZA Stufenheck (GD, GG)

2.0						
1994 ccm	92 kW	EJ20	12.00 -	AC-C ALT CAM CAM	+ PS	4 PK 884 5 PK 880 ZRK 1320 KT 1438
2.0 R						
1994 ccm	118 kW	EJ204	09.05 -	AC-C ALT	FROM: 10.06 FROM: 10.06	4 PK 900 5 PK 870
2.0 WRX Turbo						
1994 ccm	160 kW	EJ205	12.00 -	AC-C ALT CAM CAM	UNTIL: 10.02	4 PK 900 5 PK 880 ZRK 1311 KT 1255
2.0 WRX Turbo						
1994 ccm	165 kW	EJ205	12.02 -	AC-C ALT CAM		4 PK 900 5 PK 880 ZRK 1311
2.0 AWD						
1994 ccm	184 kW		10.05 -	AC-C ALT CAM		4 PK 900 5 PK 880 ZRK 1311
2.0 WRX STi						
1994 ccm	195 kW	EJ207	11.01 -	AC-C ALT CAM CAM	UNTIL: 10.02	4 PK 900 5 PK 880 ZRK 1311 KT 1255
2.0 AWD						
1994 ccm	206 kW	EJ205P	10.05 -	CAM		ZRK 1311
2.0 WRX STi						
1994 ccm	235 kW		02.04 -	AC-C ALT		4 PK 900 5 PK 880
2.5 Allrad						
2457 ccm	112 kW	EJ251	12.02 -	AC-C ALT		4 PK 900 5 PK 880
2.5 AWD						
2457 ccm	130 kW	EJ251	03.01 -	AC-C ALT CAM		4 PK 900 5 PK 880 ZRK 1320
2.5 WRX						
2457 ccm	169 kW	EJ255	09.05 -	AC-C ALT CAM		4 PK 900 5 PK 880 ZRK 1311
2.5 WRX STi						
2457 ccm	206 kW	EJ257	09.05 -	AC-C ALT CAM		4 PK 900 5 PK 880 ZRK 1311
2.5 AWD						
2457 ccm	221 kW	EJ257	10.05 -	AC-C ALT CAM		4 PK 900 5 PK 880 ZRK 1311

IMPREZA Station Wagon (GD, GG)

1.5						
1498 ccm	74 kW	EL15	06.01 -	AC-C ALT CAM		4 PK 900 5 PK 870 ZRK 1311
1.5						
1498 ccm	77 kW	EL15	05.06 -	AC-C ALT		4 PK 900 5 PK 870
1.5						
1498 ccm	81 kW	EL15	10.05 -	AC-C ALT CAM		4 PK 900 5 PK 870 ZRK 1311
1.5 AWD						
1498 ccm	81 kW	EL15	10.05 -	AC-C ALT		4 PK 900 5 PK 870



SUBARU

IMPREZA Station Wagon (GD, GG)

1.5 AWD

1498 ccm	81 kW	EL15	10.05 -	CAM		ZRK 1311
----------	-------	------	---------	-----	--	----------

1.6

1597 ccm	70 kW	EJ16	12.00 -	AC-C		4 PK 884
				ALT	+ PS	5 PK 870
				CAM		ZRK 1320
				CAM		KT 1438

2.0

1994 ccm	92 kW	EJ20	12.00 -	AC-C		4 PK 884
				ALT	+ PS	5 PK 880
				CAM		ZRK 1320
				CAM		KT 1438

2.0 R

1994 ccm	118 kW	EJ20;EJ204	09.05 -	AC-C		4 PK 900
				ALT		5 PK 870

2.0 Turbo

1994 ccm	160 kW	EJ205	12.00 -	AC-C		4 PK 900
				ALT		5 PK 880
				CAM		ZRK 1311
				CAM	UNTIL: 10.02	KT 1255

2.0 WRX Turbo

1994 ccm	165 kW	EJ205	12.02 -	AC-C		4 PK 900
				ALT		5 PK 880
				CAM		ZRK 1311

2.0 AWD

1994 ccm	184 kW		10.05 -	AC-C		4 PK 900
				ALT		5 PK 880
				CAM		ZRK 1311

2.5 WRX

2457 ccm	169 kW	EJ255	09.05 -	AC-C		4 PK 900
				ALT		5 PK 880
				CAM		ZRK 1311

2.5 AWD

2457 ccm	221 kW	EJ257	10.05 -	CAM		ZRK 1311
----------	--------	-------	---------	-----	--	----------

IMPREZA Schrägheck (GR)

1.5

1498 ccm	79 kW	EL15	02.08 -	ALT		5 PK 870
----------	-------	------	---------	-----	--	----------

1.5 Allrad

1498 ccm	79 kW	EL15	02.08 -	ALT		5 PK 870
----------	-------	------	---------	-----	--	----------

2.0

1994 ccm	110 kW	EJ204	02.08 -	ALT		5 PK 870
----------	--------	-------	---------	-----	--	----------

2.0 Allrad

1994 ccm	110 kW	EJ204	01.08 -	ALT		5 PK 870
				CAM		ZRK 1311

2.5 Allrad

2457 ccm	169 kW	EJ255	01.08 -	ALT		5 PK 880
----------	--------	-------	---------	-----	--	----------

2.5

2457 ccm	221 kW	EJ257	02.08 -	ALT		5 PK 870
----------	--------	-------	---------	-----	--	----------

2.5 Allrad

2457 ccm	221 kW	EJ257	01.08 -	ALT		5 PK 870
----------	--------	-------	---------	-----	--	----------

JUSTY I (KAD)

1000

998 ccm	37 kW	EF10	05.87 - 10.95	ALT	FROM: 01.89	AVX 10 x 690
				ALT	UNTIL: 12.88	AVX 10 x 675
				ALT	FROM: 01.89; + CAT	4 PK 725
				CAM		ZRK 1034

1000 4WD (KAD-A)

998 ccm	37 kW	EF10	05.87 - 11.94	ALT	FROM: 01.89	AVX 10 x 690
				ALT	UNTIL: 12.88	AVX 10 x 675
				ALT	FROM: 01.89; + CAT	4 PK 725
				CAM		ZRK 1034

1000

998 ccm	40 kW	EF10	11.84 - 06.89	ALT	FROM: 01.89	AVX 10 x 690
				ALT	UNTIL: 12.88	AVX 10 x 675



SUBARU

JUSTY I (KAD)

1000

998 ccm	40 kW	EF10	11.84 - 06.89	ALT CAM	FROM: 01.89; + CAT	4 PK 725 ZRK 1034
---------	-------	------	---------------	------------	--------------------	----------------------

1000 4WD (KAD-A)

998 ccm	40 kW	EF10	11.84 - 12.90	ALT ALT CAM	FROM: 01.89 UNTIL: 12.88	AVX 10 x 690 AVX 10 x 675 ZRK 1034
---------	-------	------	---------------	-------------------	-----------------------------	--

1200

1190 ccm	49 kW	EF12	05.87 - 10.95	ALT ALT CAM	UNTIL: 12.88 FROM: 01.89	AVX 10 x 675 4 PK 725 ZRK 1154
----------	-------	------	---------------	-------------------	-----------------------------	--------------------------------------

1200 4WD (KAD-A)

1190 ccm	49 kW	EF12	05.87 - 05.91	ALT ALT CAM	UNTIL: 12.88 FROM: 01.89	AVX 10 x 675 4 PK 725 ZRK 1154
----------	-------	------	---------------	-------------------	-----------------------------	--------------------------------------

1200 4WD

1190 ccm	50 kW	EF12	10.86 - 12.90	ALT ALT CAM	UNTIL: 12.88 FROM: 01.89	AVX 10 x 675 4 PK 725 ZRK 1154
----------	-------	------	---------------	-------------------	-----------------------------	--------------------------------------

1200 4WD

1190 ccm	55 kW	EF12	10.90 - 12.94	ALT CAM		4 PK 725 ZRK 1154
----------	-------	------	---------------	------------	--	----------------------

JUSTY II (JMA, MS)

1.3 GX 4x4

1298 ccm	50 kW	EF13	10.95 - 11.03	AC-C ALT ALT PS PS CAM CAM CAM CAM	FROM: 05.96; - PS FROM: 01.97 FROM: 05.96; UNTIL: 12.96 FROM: 05.96; - AC FROM: 05.96; + AC FROM: 06.96 UNTIL: 05.96 FROM: 06.96 UNTIL: 05.96	4 PK 790 4 PK 813 3 PK 815 4 PK 850 4 PK 950 ZRK 1296 ZRK 1154 KT 1299 KT 1283
----------	-------	------	---------------	--	---	--

1.3 4x4

1298 ccm	63 kW	G13BB	04.01 - 11.03	AC-C ALT PS PS CAM	- PS - AC + AC	4 PK 790 4 PK 813 4 PK 850 4 PK 950 ZRK 1296
----------	-------	-------	---------------	--------------------------------	----------------------	--

JUSTY III (G3X)

1.3

1328 ccm	69 kW	M13A	09.03 -	AC-C PS CAM		4 PK 835 4 PK 805 ZRK 1296
----------	-------	------	---------	-------------------	--	----------------------------------

1.5

1490 ccm	73 kW	M15A	09.03 -	AC-C ALT		4 PK 805 4 PK 835
----------	-------	------	---------	-------------	--	----------------------

LEGACY II (BD, BG)

1.8 AWD

1820 ccm	76 kW	EJ18E	05.96 - 09.98	AC-C ALT		4 PK 884 5 PK 880
----------	-------	-------	---------------	-------------	--	----------------------

2.0 i

1994 ccm	85 kW	EJ20E	09.94 - 03.99	AC-C ALT CAM CAM CAM	FROM: 01.97 UNTIL: 01.97	4 PK 884 5 PK 880 ZRK 1284 KT 1275 KT 1166
----------	-------	-------	---------------	----------------------------------	-----------------------------	--

2.0 i 4WD

1994 ccm	85 kW	EJ20	09.94 - 03.99	AC-C ALT CAM CAM CAM	FROM: 01.97 UNTIL: 01.97	4 PK 884 5 PK 880 ZRK 1284 KT 1275 KT 1166
----------	-------	------	---------------	----------------------------------	-----------------------------	--



SUBARU

LEGACY II (BD, BG)

2.2 i 4WD

2212 ccm	94 kW	EJ22 EMPI	09.94 - 03.99	AC-C		4 PK 884
				ALT		5 PK 880
				CAM		ZRK 1284
				CAM	FROM: 01.97	KT 1275
				CAM	UNTIL: 01.97	KT 1166

2.2 i 4WD

2212 ccm	96 kW	EJ22 EMPI	06.96 - 03.99	AC-C		4 PK 884
				ALT		5 PK 880
				CAM		ZRK 1284
				CAM	FROM: 01.97	KT 1275
				CAM	UNTIL: 01.97	KT 1166

2.5 i 4WD

2457 ccm	110 kW	EJ25D	06.96 - 03.99	AC-C		4 PK 900
				ALT		5 PK 880
				CAM		ZRK 1311
				CAM	FROM: 09.96	KT 1255
				CAM	UNTIL: 09.96	KT 1254

LEGACY II Station Wagon (BD, BG)

2.0 i

1994 ccm	85 kW	EJ20 EMPI	09.94 - 11.98	AC-C		4 PK 884
				ALT		5 PK 880
				CAM		ZRK 1284
				CAM	FROM: 01.97	KT 1275
				CAM	UNTIL: 01.97	KT 1166

2.0 i 4WD

1994 ccm	85 kW	EJ20	09.94 - 11.98	AC-C		4 PK 884
				ALT		5 PK 880
				CAM		ZRK 1284
				CAM	FROM: 01.97	KT 1275
				CAM	UNTIL: 01.97	KT 1166

2.2 i 4WD

2212 ccm	94 kW	EJ22 EMPI	02.94 - 12.98	AC-C		4 PK 884
				ALT		5 PK 880
				CAM		ZRK 1284
				CAM	FROM: 01.97	KT 1275
				CAM	UNTIL: 01.97	KT 1166

2.2 i 4WD

2212 ccm	96 kW	EJ22 EMPI	06.96 - 11.98	AC-C		4 PK 884
				ALT		5 PK 880
				CAM		ZRK 1284
				CAM	FROM: 01.97	KT 1275
				CAM	UNTIL: 01.97	KT 1166

2.5 i 4WD

2457 ccm	110 kW	EJ25D	06.96 - 11.98	AC-C		4 PK 900
				ALT		5 PK 880
				CAM		ZRK 1311
				CAM	FROM: 09.96	KT 1255
				CAM	UNTIL: 09.96	KT 1254

LEGACY III (BE, BH)

2.0

1994 ccm	92 kW	EJ20	04.99 - 08.03	AC-C		4 PK 884
				ALT		5 PK 880
				CAM	MTR-CODE: EJ201	ZRK 1320
				CAM		KT 1438

2.5

2457 ccm	115 kW	EJ25	10.98 - 08.03	AC-C	LHD	4 PK 900
				AC-C	RHD	4 PK 884
				ALT		5 PK 880
				CAM	MTR-CODE: EJ251	ZRK 1320
				CAM		KT 1438

2.0 AWD

1994 ccm	206 kW	EJ205P	06.02 - 08.03	CAM		ZRK 1311
----------	--------	--------	---------------	-----	--	----------



SUBARU

LEGACY III Station Wagon (BE, BH)

2.0						
1994 ccm	92 kW	EJ20	12.98 - 08.03	AC-C ALT CAM CAM	MTR-CODE: EJ251	4 PK 884 5 PK 880 ZRK 1320 KT 1438

2.0 AWD

1994 ccm	206 kW	EJ205P	06.02 - 08.03	CAM		ZRK 1311
----------	--------	--------	---------------	-----	--	----------

2.5						
2457 ccm	115 kW	EJ25	12.98 - 08.03	AC-C AC-C ALT CAM CAM	LHD RHD MTR-CODE: EJ251	4 PK 900 4 PK 884 5 PK 880 ZRK 1320 KT 1438

3.0 H6 AWD

3000 ccm	154 kW	EZ30	08.00 - 08.03	ALT		6 PK 1642
----------	--------	------	---------------	-----	--	-----------

LEGACY IV

2.0						
1994 ccm	101 kW	EJ20	09.03 -	AC-C ALT CAM CAM		4 PK 845 5 PK 870 ZRK 1320 KT 1438

2.0 R						
1994 ccm	110 kW	EJ204	09.07 -	AC-C ALT		4 PK 845 5 PK 870

2.0						
1994 ccm	121 kW	EJ20	06.05 -	AC-C ALT		4 PK 845 5 PK 870

2.0						
1994 ccm	140 kW		06.05 -	AC-C ALT		4 PK 845 5 PK 870

2.5						
2457 ccm	121 kW	EJ25	09.03 -	ALT ALT	FROM: 06.05; UNTIL: 05.06 UNTIL: 05.05	5 PK 870 5 PK 880

2.5 i						
2457 ccm	127 kW	EJ25	09.07 -	AC-C ALT	FROM: 01.08 FROM: 01.08	4 PK 845 5 PK 870

3.0 R						
3000 ccm	180 kW	EZ30	09.03 -	ALT		6 PK 1590

LEGACY IV Station Wagon (B13_)

2.0						
1994 ccm	101 kW	EJ20	09.03 -	AC-C ALT CAM CAM		4 PK 845 5 PK 870 ZRK 1320 KT 1438

2.0 R						
1994 ccm	110 kW	EJ204	09.07 -	AC-C ALT		4 PK 845 5 PK 870

2.0						
1994 ccm	121 kW	EJ20	06.05 -	AC-C ALT CAM		4 PK 845 5 PK 870 ZRK 1311

2.5						
2457 ccm	121 kW	EJ25	09.03 -	ALT ALT	FROM: 06.05; UNTIL: 05.06 UNTIL: 05.05	5 PK 870 5 PK 880

3.0 R						
3000 ccm	180 kW	EZ30	09.03 -	ALT		6 PK 1590

LEGACY OUTBACK (BG)

2.5						
2457 ccm	110 kW	EJ25D	01.96 - 12.99	AC-C ALT		4 PK 900 5 PK 880

OUTBACK (BE, BH)

2.5						
2457 ccm	115 kW	EJ25	10.00 - 08.03	AC-C	LHD	4 PK 900



SUBARU

OUTBACK (BE, BH)

2.5

2457 ccm	115 kW	EJ25	10.00 - 08.03	AC-C ALT CAM CAM	RHD	4 PK 884 5 PK 880 ZRK 1320 KT 1438
----------	--------	------	---------------	---------------------------	-----	---

3.0 H6

3000 ccm	154 kW	EZ30	10.00 - 08.03	ALT		6 PK 1642
----------	--------	------	---------------	-----	--	-----------

OUTBACK (BL, BP)

2.0

1994 ccm	101 kW	EJ20	09.03 - 10.05	CAM CAM		ZRK 1320 KT 1438
----------	--------	------	---------------	------------	--	---------------------

2.5

2457 ccm	121 kW	EJ25D	11.03 - 09.09	ALT ALT CAM	FROM: 06.05; UNTIL: 05.06 UNTIL: 05.05	5 PK 870 5 PK 880 ZRK 1320
----------	--------	-------	---------------	-------------------	---	----------------------------------

3.0

3000 ccm	180 kW	EZ30	11.03 - 09.09	ALT		6 PK 1590
----------	--------	------	---------------	-----	--	-----------

SVX (CX)

3.3 i 24V 4WD (CXW)

3319 ccm	162 kW	EG33 DOHC	09.94 - 12.97	AC-C ALT		4 PK 855 5 PK 880
----------	--------	-----------	---------------	-------------	--	----------------------

3.3 i 24V 4WD (CXW)

3319 ccm	169 kW	EG33 DOHC	09.92 - 09.94	AC-C ALT		4 PK 855 5 PK 880
----------	--------	-----------	---------------	-------------	--	----------------------

TRIBECA (B9)

3.0

2999 ccm	184 kW	EZ30	01.05 -	ALT		6 PK 1625
----------	--------	------	---------	-----	--	-----------

3.0

3000 ccm	180 kW	EZ30	10.06 -	ALT		6 PK 1625
----------	--------	------	---------	-----	--	-----------

3.6

3630 ccm	190 kW	EZ36D	09.07 -	ALT		6 PK 1650
----------	--------	-------	---------	-----	--	-----------

VIVIO

0.7

658 ccm	32 kW	EN07E	08.92 - 12.98	AC-C		3 PK 735
---------	-------	-------	---------------	------	--	----------

660 4WD

658 ccm	32 kW	EN07E	03.92 - 10.95	AC-C	FROM: 08.92	3 PK 735
---------	-------	-------	---------------	------	-------------	----------

SUZUKI

ALTO III (EF)

1.0

993 ccm	39 kW	G10BB	09.94 - 06.02	AC-C ALT CAM CAM		4 PK 835 4 PK 813 ZRK 1296 KT 1299
---------	-------	-------	---------------	---------------------------	--	---

1.0

993 ccm	43 kW	G10BB	01.00 - 06.02	AC-C ALT	FROM: 10.00; UNTIL: 03.02 FROM: 10.00; UNTIL: 03.02	4 PK 835 4 PK 813
---------	-------	-------	---------------	-------------	--	----------------------

ALTO IV (FF)

1.1

1061 ccm	46 kW	F10D;F10DN	06.02 -	AC-C CAM CAM	OE-NO.: 12761M84400 OE-NO.: 12761M84410;12761M84430	3 PK 750 ZRK 1034 ZRK 1543
----------	-------	------------	---------	--------------------	--	----------------------------------

ALTO V (GF)

1.0

996 ccm	50 kW	K10B	01.09 -	AC-C ALT		4 PK 790 4 PK 900
---------	-------	------	---------	-------------	--	----------------------

BALENO Schrägheck (EG)

1.3

1298 ccm	52 kW	G13BA	09.96 - 05.02	CAM CAM		ZRK 1295 KT 1298
----------	-------	-------	---------------	------------	--	---------------------



SUZUKI

BALENO Schrägheck (EG)

1.3 i 16V

1298 ccm	63 kW	G13BB	07.95 - 05.02	AC-C	- PS	4 PK 841
				ALT		4 PK 813
				PS	+ AC	4 PK 1005
				PS	OE-NO.: 49180-60G10; - AC	4 PK 900
				PS	OE-NO.: 49180-63G10; - AC	4 PK 913
				CAM		ZRK 1295
				CAM		KT 1298

1.6 i 16V

1590 ccm	72 kW	G16B	07.95 - 05.02	AC-C	- PS	4 PK 841
				ALT		4 PK 813
				PS	- AC; FROM: 1998	4 PK 913
				PS	+ AC	4 PK 1005
				PS	OE-NO.: 49180-60G10; - AC; UNTIL: 1997	4 PK 900
				PS	OE-NO.: 49180-63G10; - AC; UNTIL: 1997	4 PK 913
				CAM		ZRK 1161
				CAM		KT 1267

1.6 i 16V 4x4

1590 ccm	72 kW	G16B	07.95 - 05.02	AC-C	- PS	4 PK 841
				ALT		4 PK 813
				PS	- AC; FROM: 1998	4 PK 913
				PS	+ AC	4 PK 1005
				PS	OE-NO.: 49180-60G10; - AC; UNTIL: 1997	4 PK 900
				PS	OE-NO.: 49180-63G10; - AC; UNTIL: 1997	4 PK 913
				CAM		ZRK 1161
				CAM		KT 1267

1.8 GTX

1839 ccm	89 kW	J18A	03.96 - 05.02	ALT	- AC	5 PK 1545
				ALT	+ AC	5 PK 1645

1.9 TD

1905 ccm	55 kW		04.98 - 05.02	ALT	FROM: 02.99; - AC	6 PK 1153
				ALT	FROM: 02.99; FROM CHA-NO.: 180001; + AC	6 PK 1725
				ALT	FROM: 02.99; UNTIL CHA-NO.: 180000; + AC	6 PK 1740
				CAM		ZRK 1262
				CAM	MTR-CODE: XUD9A	KT 1040

BALENO (EG)

1.3

1298 ccm	52 kW	G13BA	09.96 - 05.02	CAM		ZRK 1295
				CAM		KT 1298

1.3 i 16V

1298 ccm	63 kW	G13BB	07.95 - 05.02	AC-C	- PS	4 PK 841
				ALT		4 PK 813
				PS	+ AC	4 PK 1005
				PS	OE-NO.: 49180-60G10; - AC	4 PK 900
				PS	OE-NO.: 49180-63G10; - AC	4 PK 913
				CAM		ZRK 1295
				CAM		KT 1298

1.5

1493 ccm	71 kW	G15A	03.95 - 08.98	CAM		ZRK 1161
----------	-------	------	---------------	-----	--	----------

1.6 i 16V

1590 ccm	72 kW	G16B	07.95 - 05.02	AC-C	- PS	4 PK 841
				ALT		4 PK 813
				PS	- AC; FROM: 1998	4 PK 913
				PS	+ AC	4 PK 1005
				PS	OE-NO.: 49180-60G10; - AC; UNTIL: 1997	4 PK 900
				PS	OE-NO.: 49180-63G10; - AC; UNTIL: 1997	4 PK 913
				CAM		ZRK 1161
				CAM		KT 1267

1.6 i 16V 4x4

1590 ccm	72 kW	G16B	07.95 - 05.02	AC-C	- PS	4 PK 841
				ALT		4 PK 813
				PS	- AC; FROM: 1998	4 PK 913
				PS	+ AC	4 PK 1005
				PS	OE-NO.: 49180-60G10; - AC; UNTIL: 1997	4 PK 900
				PS	OE-NO.: 49180-63G10; - AC; UNTIL: 1997	4 PK 913
				CAM		ZRK 1161



SUZUKI

BALENO (EG)

1.6 i 16V 4x4

1590 ccm 72 kW G16B 07.95 - 05.02 CAM KT 1267

1.8 GTX

1839 ccm 89 kW J18A 03.96 - 05.02 ALT - AC 5 PK 1545
ALT + AC 5 PK 1645

1.9 TD

1905 ccm 55 kW 04.98 - 05.02 ALT FROM: 02.99; - AC 6 PK 1153
ALT FROM: 02.99; FROM CHA-NO.: 180001; + AC 6 PK 1725
ALT FROM: 02.99; UNTIL CHA-NO.: 180000; + AC 6 PK 1740
CAM ZRK 1262
CAM MTR-CODE: XUD9A KT 1040

BALENO Kombi (EG)

1.3 16V

1298 ccm 63 kW G13BB 03.97 - 05.02 AC-C - PS 4 PK 841
ALT 4 PK 813
PS + AC 4 PK 1005
PS OE-NO.: 49180-60G10; - AC 4 PK 900
PS OE-NO.: 49180-63G10; - AC 4 PK 913
CAM ZRK 1295
CAM KT 1298

1.6 i 16V

1590 ccm 72 kW G16B 08.96 - 05.02 AC-C - PS 4 PK 841
ALT 4 PK 813
PS - AC; FROM: 1998 4 PK 913
PS + AC 4 PK 1005
PS OE-NO.: 49180-60G10; - AC; UNTIL: 1997 4 PK 900
PS OE-NO.: 49180-63G10; - AC; UNTIL: 1997 4 PK 913
CAM ZRK 1161
CAM KT 1267

1.6 i 16V 4x4

1590 ccm 72 kW G16B 08.96 - 05.02 AC-C - PS 4 PK 841
ALT 4 PK 813
PS - AC; FROM: 1998 4 PK 913
PS + AC 4 PK 1005
PS OE-NO.: 49180-60G10; - AC; UNTIL: 1997 4 PK 900
PS OE-NO.: 49180-63G10; - AC; UNTIL: 1997 4 PK 913
CAM ZRK 1161
CAM KT 1267

1.6 i 16V

1590 ccm 73 kW 08.96 - 05.02 AC-C - PS 4 PK 841
ALT 4 PK 813
PS - AC; FROM: 1998 4 PK 913
PS + AC 4 PK 1005
PS OE-NO.: 49180-60G10; - AC; UNTIL: 1997 4 PK 900
PS OE-NO.: 49180-63G10; - AC; UNTIL: 1997 4 PK 913

1.6 i 16V 4x4

1590 ccm 73 kW G16B 08.96 - 05.02 AC-C - PS 4 PK 841
ALT 4 PK 813
PS - AC; FROM: 1998 4 PK 913
PS + AC 4 PK 1005
PS OE-NO.: 49180-60G10; - AC; UNTIL: 1997 4 PK 900
PS OE-NO.: 49180-63G10; - AC; UNTIL: 1997 4 PK 913

1.8 i 16V

1839 ccm 89 kW J18A 08.96 - 05.02 ALT - AC 5 PK 1545
ALT + AC 5 PK 1645

1.9 TD

1905 ccm 55 kW 04.98 - 05.02 ALT FROM: 02.99; - AC 6 PK 1725
ALT FROM: 02.99; UNTIL CHA-NO.: 180000; + AC 6 PK 1740
CAM ZRK 1262
CAM MTR-CODE: XUD9A KT 1040

CARRY Kasten (FD)

1.3 4x4

1298 ccm 56 kW G13BB 02.99 - CAM ZRK 1295
CAM KT 1298



SUZUKI

CARRY Kasten (FD)

1.3						
1298 ccm	58 kW	G13BB	03.99 -	ALT		4 PK 813
				CAM		ZRK 1295
				CAM		KT 1298

1.3 16 V						
1298 ccm	58 kW	G13BB	03.00 -	ALT		4 PK 813
				CAM		ZRK 1295
				CAM		KT 1298

GRAND VITARA I (FT, GT)

1.6						
1590 ccm	69 kW	G16B	03.98 - 07.03	ALT		4 PK 813
				PS	- AC	4 PK 790
				PS	+ AC	4 PK 950
				CAM		ZRK 1161
				CAM		KT 1267

1.6 Allrad						
1590 ccm	73 kW	G16B	02.00 - 09.02	ALT		4 PK 813
				PS	- AC	4 PK 790
				PS	+ AC	4 PK 950

2.0						
1995 ccm	94 kW	J20A	03.98 - 07.03	ALT	+ AC	5 PK 1645
				ALT	UNTIL: 04.05; - AC	5 PK 1545

2.0 Allrad						
1995 ccm	103 kW	J20A	04.98 - 08.05	ALT	- AC	5 PK 1545
				ALT	+ AC	5 PK 1645

2.5 V6 24V (FT)						
2493 ccm	106 kW	H 25 A	04.98 - 07.03	ALT		4 PK 925
				PS	- AC	4 PK 1020
				PS	+ AC	4 PK 1080

2.5 V6 24V						
2493 ccm	116 kW	H 25 A	04.01 - 07.03	ALT		4 PK 925
				PS	- AC	4 PK 1020
				PS	+ AC	4 PK 1080

2.7 XL-7						
2736 ccm	127 kW		09.01 - 07.03	AC-C	MTR-CODE: H27A	4 PK 1090
				ALT	MTR-CODE: H27A	4 PK 925
				PS	MTR-CODE: H27A	4 PK 1020

2.7 XL-7						
2736 ccm	135 kW	H 27 A	04.03 - 07.03	AC-C		4 PK 1090
				ALT		4 PK 925
				PS		4 PK 1020

2.0 TD Intercooler						
1998 ccm	64 kW	RF	03.98 - 07.03	AC-C	UNTIL: 01.01	AVX 13 x 850

2.0 HDI 110 16V						
1997 ccm	80 kW	RHW	07.01 - 07.03	AC-C	FROM: 02.03; MTR-CODE: RHW	4 PK 805
				AC-C	MTR-CODE: RHZ	4 PK 805
				ALT	FROM: 02.03	6 PK 1635
				ALT	MTR-CODE: RHZ; - AC	6 PK 1470
				ALT	MTR-CODE: RHZ; + AC	6 PK 1570
				CAM	EQUIP: 2V; UNTIL: 09.03; MTR-CODE: RHZ	ZRK 1352
				CAM	FROM: 06.03	ZRK 1441
				CAM	EQUIP: 2V; UNTIL: 09.03; MTR-CODE: RHZ	KT 1327
				CAM	FROM: 06.03	KT 1351

GRAND VITARA II (JT)

1.6 Allrad						
1586 ccm	73 kW	M16A	09.05 -	AC-C	+ PS	4 PK 995

1.6 Allrad						
1586 ccm	78 kW	M16A	04.05 -	AC-C	+ PS	4 PK 995
				ALT	FROM: 10.05; - AC	5 PK 835
				PS	FROM: 10.05	4 PK 890

2.0 Allrad						
1995 ccm	103 kW	J20A	10.05 -	ALT	- AC	5 PK 1545
				ALT	+ AC	5 PK 1645

2.4 Allrad						
2393 ccm	122 kW	J24B	01.09 -	ALT		6 PK 2050



SUZUKI

GRAND VITARA II (JT)

3.2 Allrad

3195 ccm	171 kW	N32A	01.09 -	ALT		6 PK 2170
----------	--------	------	---------	-----	--	-----------

1.9 DDiS

1870 ccm	95 kW	F9QB	10.05 -	ALT	FROM: 03.06; - AC	7 PK 1385
				CAM		ZRK 1428
				CAM		KT 1371

IGNIS (FH)

1.3

1328 ccm	61 kW	M13A	10.00 - 09.03	AC-C		4 PK 813
				ALT		4 PK 835

1.3 4WD

1328 ccm	61 kW	M13A	10.00 - 09.03	AC-C		4 PK 813
				ALT		4 PK 835

IGNIS II

1.3

1328 ccm	69 kW	M13A	09.03 -	AC-C		4 PK 805
				ALT		4 PK 835

1.3 4x4

1328 ccm	69 kW	M13A	09.03 -	AC-C		4 PK 805
				ALT		4 PK 835

1.5

1490 ccm	73 kW	M15A	09.03 -	AC-C	OE-NO.: 17521-86520	4 PK 813
				AC-C	OE-NO.: 95141-60A50	4 PK 805
				ALT		4 PK 835

1.5 4x4

1490 ccm	73 kW	M15A	09.03 -	AC-C	OE-NO.: 17521-86520	4 PK 813
				AC-C	OE-NO.: 95141-60A50	4 PK 805
				ALT		4 PK 835

1.5 Sport

1490 ccm	80 kW	M15A	12.03 -	AC-C	OE-NO.: 17521-86520	4 PK 813
				AC-C	OE-NO.: 95141-60A50	4 PK 805
				ALT		4 PK 835

1.3 DDiS

1248 ccm	51 kW	Z13DT	09.03 -	AC-C		6 PK 1318
				ALT		6 PK 1185

JIMNY (FJ)

1.3 16V

1298 ccm	59 kW	G13BB	09.98 -	AC-C	- PS	4 PK 813
				AC-C	+ PS	4 PK 900
				ALT		4 PK 813
				PS	- AC	4 PK 813
				CAM		ZRK 1295
				CAM		KT 1298

1.3 16V 4WD

1298 ccm	59 kW	G13BB	09.98 -	AC-C	- PS	4 PK 813
				AC-C	+ PS	4 PK 900
				ALT		4 PK 813
				PS	- AC	4 PK 813
				CAM		ZRK 1295
				CAM		KT 1298

1.3 4x4

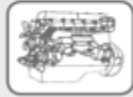
1298 ccm	63 kW	G13BB	09.98 -	AC-C	- PS	4 PK 813
				AC-C	+ PS	4 PK 900
				ALT		4 PK 813
				PS	- AC	4 PK 813

1.3 16V

1328 ccm	60 kW	M13A	02.01 -	AC-C	- PS	4 PK 790
				AC-C	+ PS	4 PK 950
				ALT		4 PK 835
				CAM		ZRK 1295
				CAM		KT 1298

1.3 16V 4WD

1328 ccm	60 kW	M13A	02.01 -	AC-C	- PS	4 PK 790
				AC-C	+ PS	4 PK 950



SUZUKI

JIMNY (FJ)

1.3 16V 4WD

1328 ccm	60 kW	M13A	02.01 -	ALT		4 PK 835
				CAM		ZRK 1295
				CAM		KT 1298

1.3 16V 4x4

1328 ccm	63 kW	M13A	08.05 -	AC-C	- PS	4 PK 790
				AC-C	+ PS	4 PK 950
				ALT		4 PK 835

1.3 4x4

1328 ccm	65 kW	M13A	09.00 -	AC-C	FROM: 05.01; - PS	4 PK 790
				AC-C	FROM: 05.01; + PS	4 PK 950
				ALT	FROM: 05.01	4 PK 835

1.5 DDiS 4WD

1461 ccm	48 kW	K9K 700	12.03 -	AC-C		6 PK 2120
				ALT		6 PK 1965
				CAM		ZRK 1325
				W-P; CAM		KT 1368 W1

1.5 DDiS 4x4

1461 ccm	63 kW	K9K 266	08.05 -	AC-C		6 PK 2120
				ALT		6 PK 1965
				CAM		ZRK 1325
				W-P; CAM		KT 1368 W1

LIANA (ER)

1.3

1328 ccm	66 kW	M13A	03.02 -	AC-C		4 PK 1015
				ALT		4 PK 835
				PS		4 PK 940

1.6

1586 ccm	76 kW	M16A	03.02 -	AC-C		4 PK 1015
				ALT		4 PK 835
				PS		4 PK 940

1.6 4WD

1586 ccm	76 kW		03.02 -	AC-C		4 PK 1015
				ALT		4 PK 835
				PS		4 PK 940

1.6 i

1586 ccm	78 kW	M16A	04.02 -	AC-C		4 PK 1015
				ALT		4 PK 835
				PS		4 PK 940

1.6 4WD

1586 ccm	78 kW	M16A	04.02 -	AC-C		4 PK 1015
				ALT		4 PK 835
				PS		4 PK 940

1.4 DDiS

1398 ccm	66 kW	8HY	04.04 -	ALT	- AC	6 PK 1375
				ALT	+ AC	6 PK 1718
				CAM		ZRK 1453
				CAM		KT 1352
				W-P; CAM		KT 1352 W1

LIANA Kombi (ER)

1.3

1328 ccm	66 kW		07.01 - 12.07	AC-C		4 PK 1015
				ALT		4 PK 835
				PS		4 PK 940

1.6

1586 ccm	76 kW	M16A	07.01 - 12.07	AC-C		4 PK 1015
				ALT		4 PK 835
				PS		4 PK 940

1.6 4WD

1586 ccm	76 kW		07.01 - 12.07	AC-C		4 PK 1015
				ALT		4 PK 835
				PS		4 PK 940

1.6 i

1586 ccm	78 kW	M16A	04.02 - 12.07	AC-C		4 PK 1015
				ALT		4 PK 835



SUZUKI

LIANA Kombi (ER)

1.6 i

1586 ccm 78 kW M16A 04.02 - 12.07 PS 4 PK 940

1.6 4WD

1586 ccm 78 kW M16A 04.02 - 12.07 AC-C 4 PK 1015
ALT 4 PK 835
PS 4 PK 940

1.4 DDiS

1398 ccm 66 kW 8HY 04.04 - 12.07 ALT - AC 6 PK 1375
ALT + AC 6 PK 1718
CAM ZRK 1453
CAM KT 1352
W-P; CAM KT 1352 W1

SAMURAI (SJ)

1.0 Allrad (SJ 410)

970 ccm 33 kW F10A 11.88 - 12.04 ALT AVX 10 x 750
CAM ZRK 1034
CAM KT 1259

1.3 Allrad (SJ 413)

1298 ccm 51 kW G13BA 11.88 - 12.04 AC-C AVX 10 x 763
ALT AVX 10 x 838
CAM FROM: 08.93 ZRK 1154
CAM UNTIL: 07.93 ZRK 1035
CAM FROM: 08.93 KT 1283
CAM UNTIL: 07.93 KT 1044

1.3 Allrad

1298 ccm 59 kW G13BA 01.00 - 12.04 AC-C FROM: 09.00; - PS 4 PK 775
AC-C FROM: 09.00; + PS 4 PK 855
ALT FROM: 09.00 4 PK 805

1.3 (SJ 413)

1324 ccm 44 kW G13A 11.88 - 12.04 AC-C AVX 10 x 763
ALT AVX 10 x 838
CAM FROM: 08.93 ZRK 1154
CAM UNTIL: 07.93 ZRK 1035
CAM FROM: 08.93 KT 1283
CAM UNTIL: 07.93 KT 1044

1.3 (SJ 413)

1324 ccm 47 kW G13A 11.88 - 12.04 AC-C AVX 10 x 763
ALT AVX 10 x 838
CAM FROM: 08.93 ZRK 1154
CAM UNTIL: 07.93 ZRK 1035
CAM FROM: 08.93 KT 1283
CAM UNTIL: 07.93 KT 1044

1.9 TD

1870 ccm 47 kW 11.98 - 12.04 ALT 6 PK 1138
CAM ZRK 1262
CAM MTR-CODE: XUD9A KT 1040

1.9 TD

1905 ccm 46 kW XUD9 11.98 - 12.04 ALT 6 PK 1115
CAM ZRK 1262
CAM MTR-CODE: XUD9A KT 1040

SPLASH

1.0

996 ccm 48 kW K10B 01.08 - AC-C MTR-CODE: K10B 4 PK 763

1.2

1242 ccm 63 kW K12B 01.08 - AC-C 4 PK 763
ALT + AC 6 PK 1318

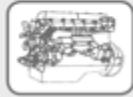
1.3 CDTI

1248 ccm 55 kW D13A;Z 13 DTJ 01.08 - ALT - AC 6 PK 1185
ALT + AC 6 PK 1318

SX4 (GY)

1.5

1490 ccm 73 kW M15A 06.06 - AC-C 4 PK 805
ALT 5 PK 835



SUZUKI

SX4 (GY)

1.6 VVT

1586 ccm	79 kW	M16A	06.06 -	AC-C ALT		4 PK 813 5 PK 835
----------	-------	------	---------	-------------	--	----------------------

1.6 VVT

1586 ccm	88 kW	M16A	07.09 -	AC-C ALT		4 PK 813 5 PK 835
----------	-------	------	---------	-------------	--	----------------------

1.6 VVT 4x4

1586 ccm	79 kW	M16A	06.06 -	AC-C ALT		4 PK 813 5 PK 835
----------	-------	------	---------	-------------	--	----------------------

1.6 VVT 4x4

1586 ccm	88 kW	M16A	07.09 -	AC-C ALT		4 PK 813 5 PK 835
----------	-------	------	---------	-------------	--	----------------------

1.6 DDiS

1560 ccm	66 kW	9HX	04.07 -	W-P; CAM		KT 1390 W1
----------	-------	-----	---------	----------	--	------------

1.9 DDiS

1910 ccm	88 kW	D19AA	06.06 -	ALT	- AC	6 PK 1055
				ALT	+ AC	6 PK 1390
				CAM		ZRK 1113
				CAM		KT 1404

1.9 DDiS 4x4

1910 ccm	88 kW	D19AA	06.06 -	ALT	- AC	6 PK 1055
				ALT	+ AC	6 PK 1390
				CAM		ZRK 1113
				CAM		KT 1404

2.0 DDiS

1956 ccm	99 kW	D20AA	07.09 -	ALT	- AC	6 PK 1055
				W-P; CAM		KT 1525 W1

2.0 DDiS 4x4

1956 ccm	99 kW	D20AA	07.09 -	ALT	- AC	6 PK 1055
				W-P; CAM		KT 1525 W1

SX4 Stufenheck (GY)

1.6

1586 ccm	79 kW	M16A	10.07 -	AC-C ALT		4 PK 813 5 PK 835
----------	-------	------	---------	-------------	--	----------------------

SWIFT II Schrägheck (EA, MA)

1.0 (SF310, AA44)

993 ccm	37 kW	G10A	03.89 - 05.01	AC-C	MOD: SF310AA,SF310AB; - PS	4 PK 763
				AC-C	MOD: SF310MA; - PS	4 PK 790
				ALT	MOD: SF310AA,SF310AB	3 PK 815
				ALT	MOD: SF310MA	4 PK 813
				PS	- AC	4 PK 825
				PS	+ AC	4 PK 920
				AIR-C	UNTIL: 12.96; FROM MTR-NO: 176379; DOOR: 3	ZRK 1061
				CAM	FROM: 01.97	ZRK 1295
				CAM	UNTIL: 12.96; FROM MTR-NO: 147247; DOOR: 5	ZRK 1061
				CAM	UNTIL: 12.96; UNTIL MTR-NO: 147246; DOOR: 5	ZRK 1308
				CAM	UNTIL: 12.96; UNTIL MTR-NO: 176378; DOOR: 3	ZRK 1308
				CAM	FROM MTR-NO: 176379;147247	KT 1492
				CAM	UNTIL: 05.96; UNTIL: 12.96; UNTIL MTR-NO: 147246; DOOR: 5	KT 1377
				CAM	UNTIL: 06.96; UNTIL: 12.96; UNTIL MTR-NO: 176378; DOOR: 3	KT 1377

1.0 i (SF310, AA44)

993 ccm	39 kW	G10A	09.91 - 05.01	AC-C	MOD: SF310AA,SF310AB; - PS	4 PK 763
				AC-C	MOD: SF310MA; - PS	4 PK 790
				ALT	MOD: SF310AA,SF310AB	3 PK 815
				ALT	MOD: SF310MA	4 PK 813
				PS	- AC	4 PK 825
				PS	+ AC	4 PK 920
				AIR-C	UNTIL: 12.96; FROM MTR-NO: 176379; DOOR: 3	ZRK 1061
				CAM	FROM: 01.97	ZRK 1295
				CAM	UNTIL: 12.96; FROM MTR-NO: 147247; DOOR: 5	ZRK 1061
				CAM	UNTIL: 12.96; UNTIL MTR-NO: 147246; DOOR: 5	ZRK 1308
				CAM	UNTIL: 12.96; UNTIL MTR-NO: 176378; DOOR: 3	ZRK 1308
				CAM	FROM MTR-NO: 176379;147247	KT 1492



SUZUKI

SWIFT II Schrägheck (EA, MA)

1.0 i (SF310, AA44)

993 ccm	39 kW	G10A	09.91 - 05.01	CAM	UNTIL: 05.96; UNTIL: 12.96; UNTIL MTR-NO: 147246; DOOR: 5	KT 1377
				CAM	UNTIL: 06.96; UNTIL: 12.96; UNTIL MTR-NO: 176378; DOOR: 3	KT 1377

1.0 i (SF310, AA44)

993 ccm	40 kW	G10A	03.89 - 12.91	AC-C	MOD: SF310AA,SF310AB; - PS	4 PK 763
				AC-C	MOD: SF310MA; - PS	4 PK 790
				ALT	MOD: SF310AA,SF310AB	3 PK 815
				ALT	MOD: SF310MA	4 PK 813
				PS	- AC	4 PK 825
				PS	+ AC	4 PK 920
				CAM	FROM MTR-NO: 147247; DOOR: 5	ZRK 1061
				CAM	FROM MTR-NO: 176379; DOOR: 3	ZRK 1061
				CAM	UNTIL MTR-NO: 147246; DOOR: 5	ZRK 1308
				CAM	UNTIL MTR-NO: 176378; DOOR: 3	ZRK 1308
				CAM	FROM MTR-NO: 176379;147247	KT 1492
				CAM	UNTIL MTR-NO: 147246; DOOR: 5	KT 1377
				CAM	UNTIL MTR-NO: 176378; DOOR: 3	KT 1377

1.3 (SF413, AB35)

1298 ccm	50 kW	G13A	03.89 - 05.01	ALT		AVX 10 x 838
				ALT	+ FA	AVX 10 x 825
				AC-C	- PS	4 PK 790
				ALT		3 PK 815
				PS	- AC	4 PK 850
				PS	+ AC	4 PK 950
				CAM	FROM: 06.96	ZRK 1296
				CAM	UNTIL MTR-NO: G13B253432;G13BA339760	ZRK 1035
				CAM	UNTIL: 05.96; FROM MTR-NO: G13B253433;G13BA339761	ZRK 1154
				CAM	FROM: 06.96	KT 1299
				CAM	UNTIL: 05.96	KT 1283

1.3

1298 ccm	51 kW	G13BA	03.89 - 10.96	AC-C	- PS	4 PK 790
				ALT		3 PK 815
				PS	- AC	4 PK 850
				PS	+ AC	4 PK 950

1.3 4WD (SF413, AA35)

1324 ccm	50 kW	G13A	03.89 - 05.01	AC-C	- PS	4 PK 790
				ALT		3 PK 815
				PS	- AC	4 PK 850
				PS	+ AC	4 PK 950
				BAL	UNTIL: 05.96; FROM MTR-NO: G13B253433;G13BA339761	ZRK 1154
				CAM	FROM: 06.96	ZRK 1296
				CAM	UNTIL MTR-NO: G13B253432;G13BA339760	ZRK 1035
				CAM	FROM: 06.96	KT 1299
				CAM	UNTIL MTR-NO: G13B253432;G13BA339760	KT 1044
				CAM	UNTIL: 05.96; FROM MTR-NO: G13B253433;G13BA339761	KT 1283

1.3

1298 ccm	63 kW	G13BB	06.01 - 12.03	AC-C		4 PK 841
				ALT		4 PK 813

1.3 (SF413, AB35)

1324 ccm	52 kW	G13A	03.89 - 12.91	CAM	FROM MTR-NO: G13B253433;G13BA339761	ZRK 1154
				CAM	UNTIL MTR-NO: G13B253432;G13BA339760	ZRK 1035
				CAM		KT 1283

1.3 4WD (SF413, AF35)

1324 ccm	52 kW	G13A	10.89 - 12.91	AC-C	- PS	4 PK 790
				ALT		3 PK 815
				PS	- AC	4 PK 850
				PS	+ AC	4 PK 950
				CAM	FROM MTR-NO: G13B253433;G13BA339761	ZRK 1154
				CAM	UNTIL MTR-NO: G13B253432;G13BA339760	ZRK 1035
				CAM		KT 1283

1.3 GTi (SF413, AA34)

1298 ccm	74 kW	G13B	03.89 - 05.01	AC-C	FROM: 09.89; - PS	4 PK 763
				ALT	FROM: 09.89	4 PK 813



SUZUKI

SWIFT II Schrägheck (EA, MA)

1.3 GTi (SF413, AA34)

1298 ccm	74 kW	G13B	03.89 - 05.01	PS	FROM: 09.89; - AC	4 PK 825
				PS	FROM: 09.89; + AC	4 PK 920
				CAM		ZRK 1173
				CAM		KT 1380

1.6 4x4

1590 ccm	68 kW	G16B	03.89 - 10.96	AC-C	- PS	4 PK 790
				ALT		4 PK 813
				PS	- AC	4 PK 850
				PS	+ AC	4 PK 950

SWIFT II Stufenheck (AH, AJ)

1.3 (SF413, AH35, MA)

1324 ccm	50 kW	G13A	03.89 - 05.01	AC-C	MTR-CODE: G13BA; - PS	4 PK 790
				ALT	FROM: 11.96; MTR-CODE: G13BA	4 PK 813
				ALT	MTR-CODE: G13BA	3 PK 815
				PS	MTR-CODE: G13BA; - AC	4 PK 850
				PS	MTR-CODE: G13BA; + AC	4 PK 950
				BAL	UNTIL: 05.96; FROM MTR-NO: G13B253433;G13BA339761	ZRK 1154
				CAM	FROM: 06.96	ZRK 1296
				CAM	UNTIL MTR-NO: G13B253432;G13BA339760	ZRK 1035
				CAM	FROM: 06.96	KT 1299
				CAM	UNTIL: 05.96	KT 1283

1.3 (SF413, AH35)

1324 ccm	52 kW	G13A	03.89 - 12.91	AC-C	- PS	4 PK 790
				ALT		3 PK 815
				PS	- AC	4 PK 850
				PS	+ AC	4 PK 950
				CAM	FROM MTR-NO: G13B253433;G13BA339761	ZRK 1154
				CAM	UNTIL MTR-NO: G13B253432;G13BA339760	ZRK 1035
				CAM		KT 1283

1.6 i (SF416, AH14)

1590 ccm	68 kW	G16B	01.90 - 05.01	AC-C	UNTIL: 02.98; - PS	4 PK 790
				ALT		4 PK 813
				PS	- AC	4 PK 850
				PS	+ AC	4 PK 950
				CAM		ZRK 1161
				CAM		KT 1267

1.6 i 4WD (SF416, AJ14)

1590 ccm	68 kW	G16B	01.90 - 05.01	AC-C	UNTIL: 02.98; - PS	4 PK 790
				ALT		4 PK 813
				PS	- AC	4 PK 850
				PS	+ AC	4 PK 950
				CAM		ZRK 1161
				CAM		KT 1267

1.6 (SF416, AH14)

1590 ccm	70 kW	G16B	11.89 - 12.91	AC-C	- PS	4 PK 790
				ALT		4 PK 813
				PS	- AC	4 PK 850
				PS	+ AC	4 PK 950
				CAM		ZRK 1161
				CAM		KT 1267

1.6 4WD (SF416, AJ14)

1590 ccm	70 kW	G16B	11.89 - 12.91	AC-C	- PS	4 PK 790
				ALT		4 PK 813
				PS	- AC	4 PK 850
				PS	+ AC	4 PK 950
				CAM		ZRK 1161
				CAM		KT 1267

SWIFT Cabriolet (SF413)

1.3 i (SF413, AK35)

1298 ccm	50 kW	G13BA	09.91 - 10.96	AC-C	MTR-CODE: G13BA; - PS	4 PK 790
				ALT	FROM: 08.92; MTR-CODE: G13BA; + CABRIO	3 PK 815
				ALT	MTR-CODE: G13BA	3 PK 815
				PS	FROM: 08.92; MTR-CODE: G13BA; + CABRIO	4 PK 850
				PS	MTR-CODE: G13BA; - AC	4 PK 850



SUZUKI

SWIFT Cabriolet (SF413)

1.3 i (SF413, AK35)

1298 ccm	50 kW	G13BA	09.91 - 10.96	PS	MTR-CODE: G13BA; + AC	4 PK 950
				CAM	FROM: 06.96	ZRK 1296
				CAM	UNTIL MTR-NO: G13B253432;G13BA339760	ZRK 1035
				CAM	UNTIL: 05.96; FROM MTR-NO: G13B253433;G13BA339761	ZRK 1154
				CAM	FROM: 06.96	KT 1299
				CAM	UNTIL: 05.96	KT 1283

SWIFT III (MZ, EZ)

1.3 4x4

1328 ccm	66 kW	M13A	01.06 -	AC-C	OE-NO.: 17521-51A00	4 PK 813
				AC-C	OE-NO.: 17521-61A00	4 PK 805
				ALT		4 PK 835

1.3

1328 ccm	68 kW	M13A	02.05 -	AC-C	OE-NO.: 17521-51A00	4 PK 813
				AC-C	OE-NO.: 17521-61A00	4 PK 805
				ALT		4 PK 835

1.3 4x4

1328 ccm	68 kW	M13A	02.05 -	AC-C	OE-NO.: 17521-51A00	4 PK 813
				AC-C	OE-NO.: 17521-61A00	4 PK 805
				ALT		4 PK 835

1.5

1490 ccm	75 kW	M15A	02.05 -	AC-C		4 PK 813
				ALT	OE-NO.: 17521-61A00	4 PK 805
				ALT	OE-NO.: 95141-70F01	4 PK 835

1.6

1586 ccm	92 kW	M16A	05.06 -	AC-C	MTR-CODE: M16A	4 PK 813
				ALT	MTR-CODE: M16A	5 PK 835

1.3 DDiS

1248 ccm	51 kW	Z13DT	08.05 -	ALT	- AC	6 PK 1185
				ALT	+ AC	6 PK 1318

1.3 DDiS

1248 ccm	55 kW	D13A;Z 13 DTJ	08.05 -	ALT	- AC	6 PK 1185
				ALT	+ AC	6 PK 1318

VITARA (ET, TA)

1.6 (TA, TA01)

1589 ccm	59 kW	G16A (8V)	07.88 - 03.98	AC-C	LHD; - PS	4 PK 805
				AC-C	LHD; + PS	4 PK 920
				AC-C	RHD; - PS	4 PK 825
				AC-C	RHD; + PS	4 PK 940
				ALT		4 PK 813
				PS	OE-NO.: 17521-60A00	4 PK 813
				PS	OE-NO.: 49181-60A00	4 PK 790
				CAM		ZRK 1158

1.6 (ET)

1589 ccm	60 kW	G16A (8V)	07.88 - 12.91	AC-C	LHD; - PS	4 PK 805
				AC-C	LHD; + PS	4 PK 920
				AC-C	RHD; - PS	4 PK 825
				AC-C	RHD; + PS	4 PK 940
				ALT		4 PK 813
				PS	OE-NO.: 17521-60A00	4 PK 813
				PS	OE-NO.: 49181-60A00	4 PK 790
				CAM		ZRK 1158

1.6 i 16V (ET, TA02)

1589 ccm	71 kW	G16B	07.90 - 03.98	AC-C	DOOR: 3; LHD; + PS	4 PK 940
				AC-C	DOOR: 5; LHD; + PS	4 PK 925
				AC-C	LHD; - PS	4 PK 825
				AC-C	RHD; - PS	4 PK 841
				AC-C	RHD; + PS	4 PK 950
				ALT		4 PK 805
				PS		4 PK 813
				CAM		ZRK 1161
				CAM		KT 1267

2.0 16V (ET, TA51)

1995 ccm	97 kW	J20A	12.96 - 03.98	ALT	FROM: 04.97; - AC	5 PK 1545
----------	-------	------	---------------	-----	-------------------	-----------



SUZUKI

VITARA (ET, TA)

2.0 16V (ET, TA51)

1995 ccm	97 kW	J20A	12.96 - 03.98	ALT	FROM: 04.97; + AC	5 PK 1645
----------	-------	------	---------------	-----	-------------------	-----------

2.0 V6 24V (ET)

1998 ccm	100 kW	H 20 A	12.94 - 03.98	ALT		4 PK 925
				PS	- AC	4 PK 1020
				PS	+ AC	4 PK 1080

1.9 D (ET)

1905 ccm	50 kW	XUD9A	01.95 - 03.98	VAC-P		AVX 10 x 600
				ALT	FROM: 11.95; + PS; - AC	6 PK 1145
				PS	FROM: 11.95	4 PK 813
				CAM		ZRK 1262
				CAM		KT 1040

1.9 D (ET)

1905 ccm	55 kW	XUD9SD	08.96 - 03.98	VAC-P		AVX 10 x 600
				ALT	+ PS; - AC	6 PK 1145
				PS		4 PK 813
				CAM		ZRK 1262

2.0 TD (ET)

1998 ccm	52 kW	RF	12.94 - 03.98	CAM		ZRK 1225
----------	-------	----	---------------	-----	--	----------

2.0 TD Intercooler (ET)

1998 ccm	64 kW	RF	12.95 - 03.98	AC-C		4 PK 805
				ALT		6 PK 1635
				CAM		ZRK 1225

VITARA Cabrio (ET, TA)

1.6

1589 ccm	59 kW	G16A (8V)	07.88 - 01.95	AC-C	LHD; - PS	4 PK 805
				AC-C	LHD; + PS	4 PK 920
				AC-C	RHD; - PS	4 PK 825
				AC-C	RHD; + PS	4 PK 940
				ALT		4 PK 813
				PS	OE-NO.: 17521-60A00	4 PK 813
				PS	OE-NO.: 49181-60A00	4 PK 790
				CAM		ZRK 1158

1.6 i 16V

1589 ccm	71 kW	G16B	07.90 - 03.99	AC-C	DOOR: 3; LHD; + PS	4 PK 940
				AC-C	DOOR: 5; LHD; + PS	4 PK 925
				AC-C	LHD; - PS	4 PK 825
				AC-C	RHD; - PS	4 PK 841
				AC-C	RHD; + PS	4 PK 950
				ALT		4 PK 805
				PS		4 PK 813
				CAM		ZRK 1161
				CAM		KT 1267

2.0 16V

1995 ccm	97 kW	J20A	12.96 - 03.99	ALT	FROM: 04.97; - AC	5 PK 1545
				ALT	FROM: 04.97; + AC	5 PK 1645

1.9 D (ET)

1905 ccm	50 kW	XUD9A	01.95 - 03.98	ALT	FROM: 11.95; + PS; - AC	6 PK 1145
				PS	FROM: 11.95	4 PK 813
				CAM		ZRK 1262
				CAM		KT 1040

1.9 D (ET)

1905 ccm	55 kW	XUD9SD	08.96 - 03.99	VAC-P		AVX 10 x 600
				ALT	+ PS; - AC	6 PK 1145
				PS		4 PK 813
				CAM		ZRK 1262

WAGON R+ (EM)

1.0 (MA61)

996 ccm	48 kW	K10A	02.98 - 05.00	AC-C		AVX 10 x 775
				ALT		4 PK 855

1.2

1171 ccm	51 kW	K12A	02.98 - 05.00	ALT	OE-NO.: 1752178F00	4 PK 813
				ALT	OE-NO.: 9514155C10	4 PK 855

1.2 4WD

1171 ccm	51 kW		02.98 - 05.00	ALT	OE-NO.: 1752178F00	4 PK 813
----------	-------	--	---------------	-----	--------------------	----------



SUZUKI

WAGON R+ (EM)

1.2 4WD

1171 ccm	51 kW		02.98 - 05.00	ALT	OE-NO.: 9514155C10	4 PK 855
----------	-------	--	---------------	-----	--------------------	----------

WAGON R+ (MM)

1.0

996 ccm	51 kW	K10A	08.00 -	ALT		4 PK 855
---------	-------	------	---------	-----	--	----------

1.0 XT Plus

996 ccm	74 kW		08.00 -	ALT		4 PK 855
---------	-------	--	---------	-----	--	----------

1.3

1298 ccm	56 kW	G13BB	05.00 -	AC-C		4 PK 790
				ALT		4 PK 813
				CAM		ZRK 1295
				CAM		KT 1298

1.3 4WD

1298 ccm	56 kW		10.01 -	AC-C		4 PK 790
				ALT		4 PK 813
				CAM		ZRK 1295
				CAM		KT 1298

1.3

1328 ccm	69 kW	M13A	09.03 -	AC-C		4 PK 813
				ALT		4 PK 835

1.3 4WD

1328 ccm	69 kW	M13A	09.03 -	AC-C		4 PK 813
				ALT		4 PK 835

1.3 DDiS

1248 ccm	51 kW	Z13DT	09.03 -	AC-C		6 PK 1318
				ALT		6 PK 1185

WAGON R

1.0

993 ccm	39 kW		07.03 - 08.05	AC-C		4 PK 763
				ALT		4 PK 813

1.2

1229 ccm	59 kW	Z 12 XEP	06.04 - 08.05	ALT	- AC	5 PK 1230
				ALT	+ AC	5 PK 1355

X-90 (EL)

1.6 i 16V 4x4

1590 ccm	71 kW	G16B	09.95 - 12.97	ALT	UNTIL: 10.97	4 PK 805
				PS	UNTIL: 10.97; OE-NO.: 49181-56B10; - AC	4 PK 813
				PS	UNTIL: 10.97; OE-NO.: 49181-60A00; - AC	4 PK 790
				CAM		ZRK 1161
				CAM		KT 1267

1.6 i 16V

1590 ccm	71 kW	G16B	09.95 - 12.97	ALT	UNTIL: 10.97	4 PK 805
				PS	UNTIL: 10.97; OE-NO.: 49181-56B10; - AC	4 PK 813
				PS	UNTIL: 10.97; OE-NO.: 49181-60A00; - AC	4 PK 790
				CAM		ZRK 1161
				CAM		KT 1267

TATA (TELCO)

INDICA (40_V2)

1.4 D

1405 ccm	39 kW	475 DL	10.98 -	ALT	- PS	4 PK 715
				ALT	+ PS	4 PK 875

INDIGO (4_V2)

1.4

1405 ccm	62 kW		01.03 -	ALT	FROM: 07.03; - PS	4 PK 715
				ALT	FROM: 07.03; + PS	4 PK 875

INDIGO MARINA (4_V2)

1.4

1405 ccm	62 kW		01.03 -	ALT	FROM: 07.03; - PS	4 PK 715
				ALT	FROM: 07.03; + PS	4 PK 875



TATA (TELCO)

SAFARI (42_FD)

1.9 D 4x4

1948 ccm	66 kW	483 DL	04.98 -	AC-C ALT	UNTIL: 06.03; MTR-CODE: 483DLTI; MOD: CNG	AVX 13 x 1075 4 PK 1080
----------	-------	--------	---------	-------------	---	----------------------------

TELCOLINE (40_FD)

1.9 TDiC

1948 ccm	64 kW		02.00 - 06.03	ALT		4 PK 1050
----------	-------	--	---------------	-----	--	-----------

TOYOTA

ARISTO (UZS14_, JZS14_)

3.0

2997 ccm	169 kW	2JZ-GE	10.90 - 07.97	ALT		6 PK 1940
----------	--------	--------	---------------	-----	--	-----------

3.0

2997 ccm	205 kW	2JZ-GTE	10.90 - 09.96	ALT		6 PK 1940
----------	--------	---------	---------------	-----	--	-----------

AURIS (ZZE15_, ADE15_, ZRE15_, NDE15_)

1.4 VVTi

1398 ccm	71 kW	4ZZ-FE	03.07 -	ALT	- AC	6 PK 1400
				ALT	+ AC	6 PK 1700

1.6 VVTi

1598 ccm	91 kW	1ZR-FE	03.07 -	ALT	- AC	6 PK 913
				ALT	+ AC	6 PK 1230

1.6

1598 ccm	97 kW	1ZR-FAE	05.09 -	ALT		6 PK 1230
----------	-------	---------	---------	-----	--	-----------

1.8 VVTi

1797 ccm	100 kW	2ZR-FE	10.06 -	ALT		6 PK 1230
----------	--------	--------	---------	-----	--	-----------

1.8

1798 ccm	108 kW	2ZR-FAE	02.09 -	ALT	- AC	6 PK 913
				ALT	+ AC	6 PK 1230

1.4 D-4D

1364 ccm	66 kW	1ND-TV	03.07 -	ALT	FROM: 12.08; - AC	6 PK 925
				ALT	FROM: 12.08; + AC	6 PK 1185
				ALT	UNTIL: 12.08; - AC	6 PK 970
				ALT	UNTIL: 12.08; + AC	6 PK 1240

2.0 D-4D

1998 ccm	93 kW	1AD-FTV	03.07 -	ALT	- AC	7 PK 1370
				ALT	+ AC	7 PK 1870

2.2 D

2231 ccm	130 kW	2AD-FHV	03.07 -	ALT		7 PK 1870
----------	--------	---------	---------	-----	--	-----------

AVENSIS (_T22_)

1.6 (AT220_)

1587 ccm	74 kW	4A-FE	09.97 - 10.00	AC-C	OE-NO.: 90916-02354	4 PK 860
				AC-C	OE-NO.: 99364-80830	4 PK 835
				ALT		5 PK 970
				PS		3 PK 630
				CAM		ZRK 1003
				CAM		KT 1282

1.6 (AT220_)

1587 ccm	81 kW	4A-FE	09.97 - 10.00	AC-C	OE-NO.: 90916-02354	4 PK 860
				AC-C	OE-NO.: 99364-80830	4 PK 835
				ALT		5 PK 970
				PS		3 PK 630
				CAM		ZRK 1003
				CAM		KT 1282

1.6 VVT-i

1598 ccm	81 kW	3ZZ-FE	10.00 - 02.03	ALT	- AC	6 PK 1560
				ALT	FROM: 08.02; + AC	6 PK 1900
				ALT	UNTIL: 08.02; + AC	6 PK 1910

1.8 (AT221_)

1762 ccm	81 kW	7A-FE	09.97 - 10.00	AC-C		4 PK 860
				ALT		5 PK 970
				PS		3 PK 630
				CAM		ZRK 1004
				CAM		KT 1289



TOYOTA

AVENSIS (_T22_)

1.8 VVT-i

1794 ccm	95 kW	1ZZ-FE	10.00 - 02.03	ALT	- AC	6 PK 1560
				ALT	FROM: 08.02; + AC	6 PK 1900
				ALT	UNTIL: 08.02; + AC	6 PK 1910

1.9 D

1995 ccm	85 kW	1CD-FTV	09.02 - 02.03	PS	- AC	5 PK 1110
				PS	+ AC	5 PK 1180

2.0 (ST220_)

1998 ccm	94 kW	3S-FE	09.97 - 10.00	ALT	- AC	5 PK 1030
				ALT	+ AC	5 PK 1130
				PS		3 PK 763
				CAM		ZRK 1227
				CAM		KT 1106

2.0 VVT-i

1998 ccm	110 kW	1AZ-FSE	10.00 - 02.03	ALT	- AC	7 PK 1595
				ALT	+ AC	7 PK 1970

2.0 TD (CT220_)

1975 ccm	66 kW	2C-TE	09.97 - 02.03	PS	- AC	5 PK 1110
				PS	+ AC	5 PK 1210
				CAM		ZRK 1148
				CAM		KT 1344

2.0 D-4D (CDT220_)

1995 ccm	81 kW	1CD-FTV	10.99 - 02.03	PS	FROM: 07.00; - AC	5 PK 1110
				PS	FROM: 07.00; + AC	5 PK 1180
				PS	UNTIL: 07.00; - AC	5 PK 1130
				PS	UNTIL: 07.00; + AC	5 PK 1219
				CAM		ZRK 1447
				CAM		KT 1399
				CAM		KT 1511

AVENSIS Liftback (_T22_)

1.6 (AT220_)

1587 ccm	74 kW	4A-FE	09.97 - 10.00	AC-C	OE-NO.: 90916-02354	4 PK 860
				AC-C	OE-NO.: 99364-80830	4 PK 835
				ALT		5 PK 970
				PS		3 PK 630
				CAM		ZRK 1003
				CAM		KT 1282

1.6 (AT220_)

1587 ccm	81 kW	4A-FE	09.97 - 10.00	AC-C	OE-NO.: 90916-02354	4 PK 860
				AC-C	OE-NO.: 99364-80830	4 PK 835
				ALT		5 PK 970
				PS		3 PK 630
				CAM		ZRK 1003
				CAM		KT 1282

1.6 VVT-i

1598 ccm	81 kW	3ZZ-FE	10.00 - 02.03	ALT	- AC	6 PK 1560
				ALT	FROM: 08.02; + AC	6 PK 1900
				ALT	UNTIL: 08.02; + AC	6 PK 1910

1.8 (AT221_)

1762 ccm	81 kW	7A-FE	09.97 - 10.00	AC-C		4 PK 860
				ALT		5 PK 970
				PS		3 PK 630
				CAM		ZRK 1004
				CAM		KT 1289

1.8 VVT-i

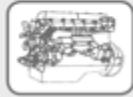
1794 ccm	95 kW	1ZZ-FE	10.00 - 02.03	ALT	- AC	6 PK 1560
				ALT	FROM: 08.02; + AC	6 PK 1900
				ALT	UNTIL: 08.02; + AC	6 PK 1910

2.0 (ST220_)

1998 ccm	94 kW	3S-FE	09.97 - 10.00	ALT	- AC	5 PK 1030
				ALT	+ AC	5 PK 1130
				PS		3 PK 763
				CAM		ZRK 1227
				CAM		KT 1106

2.0 VVT-i

1998 ccm	110 kW	1AZ-FSE	10.00 - 02.03	ALT	- AC	7 PK 1595
----------	--------	---------	---------------	-----	------	-----------



TOYOTA

AVENSIS Liftback (_T22_)

2.0 VVT-i

1998 ccm 110 kW 1AZ-FSE 10.00 - 02.03 ALT + AC 7 PK 1970

2.0 D

1995 ccm 85 kW 1CD-FTV 09.02 - 02.03 PS - AC 5 PK 1110
PS + AC 5 PK 1180

2.0 TD (CT220_)

1975 ccm 66 kW 2C-TE 09.97 - 02.03 PS - AC 5 PK 1110
PS + AC 5 PK 1210
CAM ZRK 1148
CAM KT 1344

2.0 D-4D (CDT220_)

1995 ccm 81 kW 1CD-FTV 10.99 - 02.03 PS FROM: 07.00; - AC 5 PK 1110
PS FROM: 07.00; + AC 5 PK 1180
PS UNTIL: 07.00; - AC 5 PK 1130
PS UNTIL: 07.00; + AC 5 PK 1219
CAM ZRK 1447
CAM KT 1399
CAM KT 1511

AVENSIS Station Wagon (_T22_)

1.6 (AT220_)

1587 ccm 74 kW 4A-FE 09.97 - 10.00 AC-C OE-NO.: 90916-02354 4 PK 860
AC-C OE-NO.: 99364-80830 4 PK 835
ALT 5 PK 970
PS 3 PK 630
CAM ZRK 1003
CAM KT 1282

1.6 (AT220_)

1587 ccm 81 kW 4A-FE 09.97 - 10.00 AC-C OE-NO.: 90916-02354 4 PK 860
AC-C OE-NO.: 99364-80830 4 PK 835
ALT 5 PK 970
PS 3 PK 630
CAM ZRK 1003
CAM KT 1282

1.6 VVT-i

1598 ccm 81 kW 3ZZ-FE 10.00 - 02.03 ALT - AC 6 PK 1560
ALT FROM: 08.02; + AC 6 PK 1900
ALT UNTIL: 08.02; + AC 6 PK 1910

1.8 (AT221_)

1762 ccm 81 kW 7A-FE 09.97 - 10.00 AC-C 4 PK 860
ALT 5 PK 970
PS 3 PK 630
CAM ZRK 1004
CAM KT 1289

1.8 VVT-i

1794 ccm 95 kW 1ZZ-FE 10.00 - 02.03 ALT - AC 6 PK 1560
ALT FROM: 08.02; + AC 6 PK 1900
ALT UNTIL: 08.02; + AC 6 PK 1910

2.0 (ST220_)

1998 ccm 94 kW 3S-FE 09.97 - 10.00 ALT - AC 5 PK 1030
ALT + AC 5 PK 1130
PS 3 PK 763
CAM ZRK 1227
CAM KT 1106

2.0 VVT-i

1998 ccm 110 kW 1AZ-FSE 10.00 - 02.03 ALT - AC 7 PK 1595
ALT + AC 7 PK 1970

2.0 TD (CT220_)

1975 ccm 66 kW 2C-TE 09.97 - 02.03 PS - AC 5 PK 1110
PS + AC 5 PK 1210
CAM ZRK 1148
CAM KT 1344

2.0 D-4D (CDT220_)

1995 ccm 81 kW 1CD-FTV 10.99 - 02.03 PS FROM: 07.00; - AC 5 PK 1110
PS FROM: 07.00; + AC 5 PK 1180
PS UNTIL: 07.00; - AC 5 PK 1130
PS UNTIL: 07.00; + AC 5 PK 1219



TOYOTA

AVENSIS Station Wagon (_T22_)

2.0 D-4D (CDT220_)

1995 ccm	81 kW	1CD-FTV	10.99 - 02.03	CAM CAM CAM		ZRK 1447 KT 1399 KT 1511
----------	-------	---------	---------------	-------------------	--	--------------------------------

1.9 D

1995 ccm	85 kW	1CD-FTV	09.02 - 02.03	PS PS	- AC + AC	5 PK 1110 5 PK 1180
----------	-------	---------	---------------	----------	--------------	------------------------

1.9 D

1974 ccm	61 kW	2C-T	10.97 - 05.98	PS PS	- AC + AC	5 PK 1110 5 PK 1210
----------	-------	------	---------------	----------	--------------	------------------------

AVENSIS VERSO (_CLM2_, _ACM2_)

2.0 VVT-i

1998 ccm	110 kW	1AZ-FE	08.01 - 11.09	ALT ALT	- AC + AC	7 PK 1595 7 PK 1920
----------	--------	--------	---------------	------------	--------------	------------------------

2.0 D-4D

1995 ccm	85 kW	1CD-FTV	08.01 - 08.05	ALT PS PS CAM CAM CAM	- AC + AC	5 PK 886 5 PK 1145 5 PK 1240 ZRK 1447 KT 1399 KT 1511
----------	-------	---------	---------------	--------------------------------------	--------------	--

AVENSIS (T25_)

1.6 VVT-i

1598 ccm	81 kW	3ZZ-FE	04.03 - 11.08	ALT ALT	- AC + AC	6 PK 1420 6 PK 1730
----------	-------	--------	---------------	------------	--------------	------------------------

1.8

1794 ccm	95 kW	1ZZ-FE	04.03 - 11.08	ALT ALT	- AC + AC	6 PK 1420 6 PK 1730
----------	-------	--------	---------------	------------	--------------	------------------------

2.0

1998 ccm	108 kW	1AZ-FSE	04.03 - 11.08	ALT		7 PK 1933
----------	--------	---------	---------------	-----	--	-----------

2.4

2362 ccm	120 kW	2AZ-FSE	10.03 - 11.08	ALT		7 PK 1933
----------	--------	---------	---------------	-----	--	-----------

2.4

2362 ccm	125 kW	2AZ-FSE	09.03 - 11.08	ALT		7 PK 1933
----------	--------	---------	---------------	-----	--	-----------

2.0 D-4D

1995 ccm	85 kW	1CD-FTV	04.03 - 11.08	ALT PS PS CAM CAM CAM	- AC + AC	5 PK 886 5 PK 1110 5 PK 1250 ZRK 1447 KT 1399 KT 1511
----------	-------	---------	---------------	--------------------------------------	--------------	--

2.0 D-4D

1998 ccm	93 kW	1AD-FTV	03.06 - 11.08	ALT		7 PK 2000
----------	-------	---------	---------------	-----	--	-----------

2.2 D-4D

2231 ccm	110 kW	2AD-FTV	10.05 - 11.08	ALT		7 PK 2000
----------	--------	---------	---------------	-----	--	-----------

2.2 D-CAT

2231 ccm	130 kW	2AD-FHV	07.05 - 11.08	ALT		7 PK 2000
----------	--------	---------	---------------	-----	--	-----------

AVENSIS Stufenheck (T25)

1.6 VVT-i

1598 ccm	81 kW	3ZZ-FE	04.03 - 11.08	ALT ALT	- AC + AC	6 PK 1420 6 PK 1730
----------	-------	--------	---------------	------------	--------------	------------------------

1.8

1794 ccm	95 kW	1ZZ-FE	04.03 - 11.08	ALT ALT	- AC + AC	6 PK 1420 6 PK 1730
----------	-------	--------	---------------	------------	--------------	------------------------

2.0

1998 ccm	108 kW	1AZ-FSE	04.03 - 11.08	ALT		7 PK 1933
----------	--------	---------	---------------	-----	--	-----------

2.4

2362 ccm	120 kW	2AZ-FSE	10.03 - 11.08	ALT		7 PK 1933
----------	--------	---------	---------------	-----	--	-----------

2.4

2362 ccm	125 kW	2AZ-FSE	09.03 - 11.08	ALT		7 PK 1933
----------	--------	---------	---------------	-----	--	-----------

2.0 D-4D

1995 ccm	85 kW	1CD-FTV	04.03 - 11.08	ALT PS	- AC	5 PK 886 5 PK 1110
----------	-------	---------	---------------	-----------	------	-----------------------



TOYOTA

AVENSIS Stufenheck (T25)

2.0 D-4D

1995 ccm	85 kW	1CD-FTV	04.03 - 11.08	PS CAM CAM CAM	+ AC	5 PK 1250 ZRK 1447 KT 1399 KT 1511
----------	-------	---------	---------------	-------------------------	------	---

2.0 D-4D

1998 ccm	93 kW	1AD-FTV	03.06 - 11.08	ALT		7 PK 2000
----------	-------	---------	---------------	-----	--	-----------

2.2 D-4D

2231 ccm	110 kW	2AD-FTV	10.05 - 11.08	ALT		7 PK 2000
----------	--------	---------	---------------	-----	--	-----------

2.2 D-CAT

2231 ccm	130 kW	2AD-FHV	07.05 - 11.08	ALT		7 PK 2000
----------	--------	---------	---------------	-----	--	-----------

AVENSIS Combi (T25)

1.6 VVT-i

1598 ccm	81 kW	3ZZ-FE	04.03 - 11.08	ALT ALT	- AC + AC	6 PK 1420 6 PK 1730
----------	-------	--------	---------------	------------	--------------	------------------------

1.8

1794 ccm	95 kW	1ZZ-FE	04.03 - 11.08	ALT ALT	- AC + AC	6 PK 1420 6 PK 1730
----------	-------	--------	---------------	------------	--------------	------------------------

2.0

1998 ccm	108 kW	1AZ-FSE	04.03 - 11.08	ALT		7 PK 1933
----------	--------	---------	---------------	-----	--	-----------

2.4

2362 ccm	120 kW	2AZ-FSE	10.03 - 11.08	ALT		7 PK 1933
----------	--------	---------	---------------	-----	--	-----------

2.4

2362 ccm	125 kW	2AZ-FSE	09.03 - 11.08	ALT		7 PK 1933
----------	--------	---------	---------------	-----	--	-----------

2.0 D-4D

1995 ccm	85 kW	1CD-FTV	04.03 - 11.08	ALT PS PS CAM CAM CAM	- AC + AC	5 PK 886 5 PK 1110 5 PK 1250 ZRK 1447 KT 1399 KT 1511
----------	-------	---------	---------------	--------------------------------------	--------------	--

2.0 D-4D

1998 ccm	93 kW	1AD-FTV	03.06 - 11.08	ALT		7 PK 2000
----------	-------	---------	---------------	-----	--	-----------

2.2 D-4D

2231 ccm	110 kW	2AD-FTV	10.05 - 11.08	ALT		7 PK 2000
----------	--------	---------	---------------	-----	--	-----------

2.2 D-CAT

2231 ccm	130 kW	2AD-FHV	07.05 - 11.08	ALT		7 PK 2000
----------	--------	---------	---------------	-----	--	-----------

AVENSIS Stufenheck (ZRT27, ADT27)

1.6

1598 ccm	97 kW	1ZR-FAE	02.09 -	ALT ALT	- AC + AC	6 PK 913 6 PK 1230
----------	-------	---------	---------	------------	--------------	-----------------------

1.8

1798 ccm	108 kW	2ZR-FAE	02.09 -	ALT ALT	- AC + AC	6 PK 913 6 PK 1230
----------	--------	---------	---------	------------	--------------	-----------------------

2.0

1987 ccm	112 kW	3ZR-FAE	02.09 -	ALT ALT	- AC + AC	6 PK 913 6 PK 1230
----------	--------	---------	---------	------------	--------------	-----------------------

2.0 D-4D

1998 ccm	93 kW	1AD-FTV	02.09 -	ALT ALT	- AC + AC	7 PK 1370 7 PK 1870
----------	-------	---------	---------	------------	--------------	------------------------

2.2 D-4D

2231 ccm	110 kW	2AD-FHV;2AD-FTV	02.09 -	ALT ALT	- AC + AC	7 PK 1370 7 PK 1870
----------	--------	-----------------	---------	------------	--------------	------------------------

2.2 D-4D

2231 ccm	130 kW	2AD-FHV	02.09 -	ALT ALT	- AC + AC	7 PK 1370 7 PK 1870
----------	--------	---------	---------	------------	--------------	------------------------

AVENSIS Station Wagon (ZRT27, ADT27)

1.6

1598 ccm	97 kW	1ZR-FAE	02.09 -	ALT ALT	- AC + AC	6 PK 913 6 PK 1230
----------	-------	---------	---------	------------	--------------	-----------------------

1.8

1798 ccm	108 kW	2ZR-FAE	02.09 -	ALT ALT	- AC + AC	6 PK 913 6 PK 1230
----------	--------	---------	---------	------------	--------------	-----------------------



TOYOTA

AVENSIS Station Wagon (ZRT27, ADT27)

2.0

1987 ccm	112 kW	3ZR-FAE	02.09 -	ALT	- AC	6 PK 913
				ALT	+ AC	6 PK 1230

2.0 D-4D

1998 ccm	93 kW	1AD-FTV	02.09 -	ALT	- AC	7 PK 1370
				ALT	+ AC	7 PK 1870

2.2 D-4D

2231 ccm	110 kW	2AD-FHV;2AD-FTV	02.09 -	ALT	- AC	7 PK 1370
				ALT	+ AC	7 PK 1870

2.2 D-4D

2231 ccm	130 kW	2AD-FHV	02.09 -	ALT	- AC	7 PK 1370
				ALT	+ AC	7 PK 1870

AYGO (WNB1_, KGB1_)

1.0 (KGB10)

998 ccm	50 kW	1KR-FE	07.05 -	ALT	FROM: 09.08; - AC	6 PK 850
				ALT	FROM: 09.08; + AC	6 PK 1210

1.4 HDi (WNB10)

1398 ccm	40 kW	2WZ-TV	07.05 -	ALT	- AC	6 PK 800
				ALT	+ AC	6 PK 962
				CAM	MTR-CODE: 2WZ-TV; OE-NO.: SU00100544	ZRK 1441
				CAM	MTR-CODE: 2WZ-TV	KT 1328
				W-P; CAM		KT 1328 W4

CAMRY (_CV1_, _XV1_, _V1_)

2000ZX 4WD (SV43)

1998 ccm	100 kW	3S-FE	06.91 - 09.97	ALT	FROM: 08.93	5 PK 1090
				PS	FROM: 08.93	3 PK 740
				PS	FROM: 08.93	3 PK 763

2.2

2164 ccm	93 kW	5S-FE	02.93 - 04.95	ALT	- AC	5 PK 1000
				ALT	+ AC	5 PK 1110
				PS		3 PK 750

2.2 (SXV10)

2164 ccm	100 kW	5S-FE	06.91 - 08.96	ALT	- AC	5 PK 1000
				ALT	+ AC	5 PK 1110
				ALT	MOD: Nato; - AC	5 PK 1000
				ALT	MOD: Nato; + AC	5 PK 1110
				PS	FROM: 03.92	3 PK 750
				PS	FROM: 03.92; MOD: Nato	3 PK 750
				PS	UNTIL: 03.92	3 PK 763
				PS	UNTIL: 03.92; MOD: Nato	3 PK 763
				CAM		ZRK 1227
				CAM		KT 1106

2.5

2497 ccm	129 kW	4VZ-FE	06.91 - 07.96	ALT	FROM: 08.93	6 PK 1055
				PS	FROM: 08.93	4 PK 805

3.0

2958 ccm	136 kW		02.93 - 09.95	ALT	- AC	6 PK 935
				ALT	+ AC	6 PK 1055
				PS		4 PK 805

3.0 (VCV10)

2959 ccm	138 kW	3VZ-FE	06.91 - 08.96	ALT	- AC	6 PK 935
				ALT	+ AC	6 PK 1055
				PS		4 PK 805

3.0

2995 ccm	135 kW	1MZ-FE	09.93 - 07.96	ALT		6 PK 1035
				PS		4 PK 875

CAMRY Station Wagon (_XV1_, _CV1_, _V10)

2.2

2164 ccm	93 kW	5S-FE	02.93 - 04.95	ALT	- AC	5 PK 1000
				ALT	+ AC	5 PK 1110
				PS		3 PK 750

2.2 (SXV10)

2164 ccm	100 kW	5S-FE	03.92 - 07.96	ALT	- AC	5 PK 1000
				ALT	+ AC	5 PK 1110



TOYOTA

CAMRY Station Wagon (_XV1_, _CV1_, _V10)

2.2 (SXV10)

2164 ccm	100 kW	5S-FE	03.92 - 07.96	PS		3 PK 750
				CAM		ZRK 1227
				CAM		KT 1106

3.0 (VCV10)

2959 ccm	138 kW	3VZ-FE	03.92 - 07.96	ALT	FROM: 08.93; - AC	6 PK 935
				ALT	FROM: 08.93; + AC	6 PK 1055
				PS	FROM: 08.93	4 PK 805

CAMRY (_CV2_, _XV2_)

2.2

2164 ccm	93 kW	5S-FE	11.00 - 11.01	ALT		5 PK 1104
				PS		3 PK 750
				CAM		ZRK 1227
				CAM		KT 1106

2.2 (SXV20_)

2164 ccm	96 kW	5S-FE	08.96 - 11.01	ALT	MOD: Nato	5 PK 1104
				PS	MOD: Nato	3 PK 750
				CAM		ZRK 1227
				CAM		KT 1106

3.0 V6

2995 ccm	135 kW	1MZ-FE	08.96 - 11.01	ALT		6 PK 1035
				PS		4 PK 875
				CAM		ZRK 1323

3.0 24V (MCV20_)

2995 ccm	140 kW	1MZ-FE	08.96 - 11.01	ALT	MOD: Nato	6 PK 1035
				ALT	MOD: Nato	6 PK 1035
				PS		4 PK 875
				PS	MOD: Nato	4 PK 875
				CAM		ZRK 1323

CAMRY Station Wagon (_CV2_, _XV2_)

3.0 (MCV20)

2995 ccm	140 kW	1MZ-FE	08.96 - 07.01	ALT		6 PK 1035
				PS		4 PK 875

CAMRY (MCV3_, ACV3_, _XV3_)

2.0 VVTi

1998 ccm	110 kW	1AZ-FE	08.01 - 11.06	ALT		7 PK 1933
----------	--------	--------	---------------	-----	--	-----------

2.4 VVT-i

2362 ccm	112 kW	2AZ-FE	11.01 - 11.06	ALT		7 PK 1933
----------	--------	--------	---------------	-----	--	-----------

3.0 V6

2995 ccm	137 kW	1MZ-FE	11.01 - 11.06	ALT		6 PK 1038
				PS		4 PK 875
				CAM		ZRK 1323

CARINA E (_T19_)

1.6 (AT190)

1587 ccm	73 kW	4A-FE	12.93 - 09.97	AC-C	OE-NO.: 99364-20850	4 PK 850
				AC-C	OE-NO.: 99364-20870	4 PK 870
				ALT		5 PK 970
				PS		3 PK 630
				CAM		ZRK 1003
				CAM		KT 1282

1.6 16V

1587 ccm	78 kW	4A-FE	10.95 - 09.97	AC-C	OE-NO.: 99364-20850	4 PK 850
				AC-C	OE-NO.: 99364-20870	4 PK 870
				ALT		5 PK 970
				PS		3 PK 630
				CAM		ZRK 1003
				CAM		KT 1282

1.6 GLI (AT190)

1587 ccm	79 kW	4A-FE	04.92 - 09.97	AC-C	OE-NO.: 99364-20850	4 PK 850
				AC-C	OE-NO.: 99364-20870	4 PK 870
				ALT		5 PK 970
				PS		3 PK 630
				CAM		ZRK 1003
				CAM		KT 1282



TOYOTA

CARINA E (_T19_)

1.6 (AT190)

1587 ccm	85 kW	4A-FE	12.93 - 09.97	AC-C	OE-NO.: 99364-20850	4 PK 850
				AC-C	OE-NO.: 99364-20870	4 PK 870
				ALT		5 PK 970
				PS		3 PK 630
				CAM		ZRK 1003
				CAM		KT 1282

1.8 (AT191)

1762 ccm	79 kW	7A-FE	01.95 - 09.97	AC-C	OE-NO.: 99364-20850	4 PK 850
				AC-C	OE-NO.: 99364-20870	4 PK 870
				ALT		5 PK 970
				PS		3 PK 630
				CAM		ZRK 1004
				CAM		KT 1289

1.8 GL

1762 ccm	92 kW	7A-FE	10.94 - 09.97	AC-C	OE-NO.: 99364-20850	4 PK 850
				AC-C	OE-NO.: 99364-20870	4 PK 870
				ALT		5 PK 970
				PS		3 PK 630

2.0 i (ST191)

1998 ccm	93 kW	3S-FE	12.93 - 09.97	ALT	FROM: 11.94; - AC	5 PK 1030
				ALT	FROM: 11.94; OE-NO.: 90916-02345; + AC	5 PK 1110
				ALT	FROM: 11.94; OE-NO.: 99365-81130; + AC	5 PK 1130
				PS	FROM: 11.94	3 PK 763
				CAM		ZRK 1227
				CAM		KT 1106

2.0 GLI (ST191)

1998 ccm	98 kW	3S-FE	04.92 - 09.97	ALT	FROM: 12.93; - AC	5 PK 1030
				ALT	OE-NO.: 90916-02345; + AC	5 PK 1110
				ALT	OE-NO.: 99365-81130; + AC	5 PK 1130
				ALT	UNTIL: 12.93; + AUTO-TM; - AC	5 PK 1015
				ALT	UNTIL: 12.93; + MAN-TM; - AC	5 PK 1015
				PS		3 PK 763
				CAM		ZRK 1227
				CAM		KT 1106

2.0 GTi (ST191)

1998 ccm	116 kW	3S-GE	04.92 - 02.94	ALT	- AC	5 PK 1015
				ALT	+ AC	5 PK 1104
				PS		3 PK 763
				CAM		ZRK 1255

2.0 GTi 16V (ST191_)

1998 ccm	129 kW	3S-GE	03.94 - 09.97	ALT	FROM: 07.95; - AC	5 PK 1030
				ALT	FROM: 07.95; + AC	5 PK 1104
				PS	FROM: 07.95	3 PK 763

2.0 D (CT190)

1975 ccm	54 kW	2C	04.92 - 01.96	AC-C	- PS	5 PK 1210
				PS	- AC	5 PK 1110
				PS	+ AC	5 PK 1210
				CAM		ZRK 1148
				CAM		KT 1344

2.0 TD (CT190)

1975 ccm	61 kW	2C-T	01.96 - 09.97	PS	- AC	5 PK 1110
				PS	+ AC	5 PK 1210
				CAM		ZRK 1148
				CAM		KT 1344

CARINA E Stufenheck (_T19_)

1.6 (AT190)

1587 ccm	73 kW	4A-FE	01.95 - 09.97	AC-C	OE-NO.: 99364-20850	4 PK 850
				AC-C	OE-NO.: 99364-20870	4 PK 870
				ALT		5 PK 970
				PS		3 PK 630
				CAM		ZRK 1003
				CAM		KT 1282

1.6 (AT190)

1587 ccm	78 kW	4A-FE	10.95 - 09.97	AC-C	OE-NO.: 99364-20850	4 PK 850
				AC-C	OE-NO.: 99364-20870	4 PK 870



TOYOTA

CARINA E Stufenheck (_T19_)

1.6 (AT190)

1587 ccm	78 kW	4A-FE	10.95 - 09.97	ALT		5 PK 970
				PS		3 PK 630
				CAM		ZRK 1003
				CAM		KT 1282

1.6 (AT190)

1587 ccm	79 kW	4A-FE	01.93 - 09.97	AC-C	OE-NO.: 99364-20850	4 PK 850
				AC-C	OE-NO.: 99364-20870	4 PK 870
				ALT		5 PK 970
				PS		3 PK 630
				CAM		ZRK 1003
				CAM		KT 1282

1.6 16V (AT190_)

1587 ccm	85 kW	4A-FE	12.94 - 09.97	AC-C	OE-NO.: 99364-20850	4 PK 850
				AC-C	OE-NO.: 99364-20870	4 PK 870
				ALT		5 PK 970
				PS		3 PK 630
				CAM		ZRK 1003
				CAM		KT 1282

1.8 i 16V (AT191)

1762 ccm	79 kW	7A-FE	01.95 - 09.97	AC-C	OE-NO.: 99364-20850	4 PK 850
				AC-C	OE-NO.: 99364-20870	4 PK 870
				ALT		5 PK 970
				PS		3 PK 630
				CAM		ZRK 1004
				CAM		KT 1289

2.0 i (ST191)

1998 ccm	93 kW	3S-FE	12.92 - 09.97	ALT	FROM: 11.94; - AC	5 PK 1030
				ALT	FROM: 11.94; OE-NO.: 90916-02345; + AC	5 PK 1110
				ALT	FROM: 11.94; OE-NO.: 99365-81130; + AC	5 PK 1130
				PS	FROM: 11.94	3 PK 763
				CAM		ZRK 1227
				CAM		KT 1106

2.0 (ST191)

1998 ccm	98 kW	3S-FE	01.93 - 09.97	ALT	FROM: 12.93; - AC	5 PK 1030
				ALT	OE-NO.: 90916-02345; + AC	5 PK 1110
				ALT	OE-NO.: 99365-81130; + AC	5 PK 1130
				ALT	UNTIL: 12.93; + AUTO-TM; - AC	5 PK 1015
				ALT	UNTIL: 12.93; + MAN-TM; - AC	5 PK 1015
				PS		3 PK 763
				CAM		ZRK 1227
				CAM		KT 1106

1.8 GL

1762 ccm	92 kW	7A-FE	10.94 - 09.97	AC-C	OE-NO.: 99364-20850	4 PK 850
				AC-C	OE-NO.: 99364-20870	4 PK 870
				ALT		5 PK 970
				PS		3 PK 630

2.0 GTi (ST191_)

1998 ccm	116 kW	3S-GE	04.92 - 02.94	ALT	- AC	5 PK 1015
				ALT	+ AC	5 PK 1104
				PS		3 PK 763
				CAM		ZRK 1255

2.0 GTi 16V (ST191_)

1998 ccm	129 kW	3S-GE	03.94 - 09.97	ALT	- AC	5 PK 1030
				ALT	+ AC	5 PK 1104
				PS		3 PK 763

2.0 D (CT190)

1975 ccm	54 kW	2C	08.92 - 01.96	AC-C	- PS	5 PK 1210
				PS	- AC	5 PK 1110
				PS	+ AC	5 PK 1210
				CAM		ZRK 1148
				CAM		KT 1344

2.0 TD (CT190_)

1975 ccm	61 kW	2C-T	01.96 - 09.97	PS	- AC	5 PK 1110
				PS	+ AC	5 PK 1210
				CAM		ZRK 1148
				CAM		KT 1344



TOYOTA

CARINA E Sportswagon (_T19_)

1.6 i (AT190_)

1587 ccm	73 kW	4A-FE	02.95 - 09.97	AC-C	OE-NO.: 99364-20850	4 PK 850
				AC-C	OE-NO.: 99364-20870	4 PK 870
				ALT		5 PK 970
				PS		3 PK 630
				CAM		ZRK 1003
				CAM		KT 1282

1.6 GLI (AT190_)

1587 ccm	79 kW	4A-FE	01.93 - 09.97	AC-C	OE-NO.: 99364-20850	4 PK 850
				AC-C	OE-NO.: 99364-20870	4 PK 870
				ALT		5 PK 970
				PS		3 PK 630
				CAM		ZRK 1003
				CAM		KT 1282

1.6

1587 ccm	85 kW	4A-FE	04.92 - 09.97	AC-C	OE-NO.: 99364-20850	4 PK 850
				AC-C	OE-NO.: 99364-20870	4 PK 870
				ALT		5 PK 970
				PS		3 PK 630

1.8 i (AT191_)

1762 ccm	79 kW	7A-FE	02.95 - 09.97	AC-C	OE-NO.: 99364-20850	4 PK 850
				AC-C	OE-NO.: 99364-20870	4 PK 870
				ALT		5 PK 970
				PS		3 PK 630
				CAM		ZRK 1004
				CAM		KT 1289

1.8 GL

1762 ccm	92 kW	7A-FE	10.94 - 09.97	AC-C	OE-NO.: 99364-20850	4 PK 850
				AC-C	OE-NO.: 99364-20870	4 PK 870
				ALT		5 PK 970
				PS		3 PK 630

2.0 i (ST191_)

1998 ccm	93 kW	3S-FE	05.95 - 09.97	ALT	- AC	5 PK 1030
				ALT	OE-NO.: 90916-02345; + AC	5 PK 1110
				ALT	OE-NO.: 99365-81130; + AC	5 PK 1130
				PS		3 PK 763
				CAM		ZRK 1227
				CAM		KT 1106

2.0 GLI (ST191_)

1998 ccm	98 kW	3S-FE	01.93 - 09.97	ALT	FROM: 12.93; - AC	5 PK 1030
				ALT	OE-NO.: 90916-02345; + AC	5 PK 1110
				ALT	OE-NO.: 99365-81130; + AC	5 PK 1130
				ALT	UNTIL: 12.93; + AUTO-TM; - AC	5 PK 1015
				ALT	UNTIL: 12.93; + MAN-TM; - AC	5 PK 1015
				PS		3 PK 763
				CAM		ZRK 1227
				CAM		KT 1106

2.0 D (CT190_)

1975 ccm	54 kW	2C	01.93 - 01.96	AC-C	- PS	5 PK 1210
				PS	- AC	5 PK 1110
				PS	+ AC	5 PK 1210
				CAM		ZRK 1148
				CAM		KT 1344

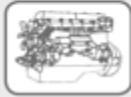
2.0 TD (CT190_)

1975 ccm	61 kW	2C-T	01.96 - 09.97	PS	- AC	5 PK 1110
				PS	+ AC	5 PK 1210
				CAM		ZRK 1148
				CAM		KT 1344

CELICA (ST20_, AT20_)

1.8 i 16V (AT200/ST)

1762 ccm	85 kW	7A-FE	11.93 - 11.99	AC-C	MOD: Nato	4 PK 860
				ALT	MOD: Nato	5 PK 970
				PS	MOD: Nato	3 PK 630
				CAM		ZRK 1004
				CAM		KT 1289



TOYOTA

CELICA (ST20_, AT20_)

2.0 i 16V

1998 ccm	125 kW	3S-GE	04.96 - 11.99	ALT	- AC	5 PK 1025
				ALT	+ AC	5 PK 1125
				PS		3 PK 763

2.0 i 16V (ST202/GT)

1998 ccm	129 kW	3S-GE	11.93 - 11.99	ALT	- AC	5 PK 1025
				ALT	+ AC	5 PK 1125
				PS		3 PK 763

2.0 i Turbo 4WD (ST205)

1998 ccm	178 kW	3S-GTE	02.94 - 11.99	ALT	- AC	5 PK 1025
				ALT	+ AC	5 PK 1125
				PS		3 PK 763

2.2 GT

2164 ccm	100 kW	5S-FE	11.93 - 08.99	ALT	MOD: Nato	5 PK 1000
				PS	MOD: Nato	3 PK 763

CELICA Cabriolet (AT20_, ST20_)

2.0 i 16V

1998 ccm	125 kW	3S-GE	11.93 - 08.99	ALT	- AC	5 PK 1025
				ALT	+ AC	5 PK 1125
				PS		3 PK 763

2.0 GTi

1998 ccm	129 kW	3S-GE	08.94 - 08.99	ALT	- AC	5 PK 1025
				ALT	+ AC	5 PK 1125
				PS		3 PK 763

CELICA (ZZT23_)

1.8 16V VT-i (ZZT230_)

1794 ccm	105 kW	1ZZ-FE	08.99 - 07.05	ALT	- AC	6 PK 1540
				ALT	+ AC	6 PK 1885
				ALT	MOD: Nato; - AC	6 PK 1540
				ALT	MOD: Nato; + AC	6 PK 1885

1.8 16V TS (ZZT231_)

1796 ccm	141 kW	2ZZ-GE	08.99 - 09.05	ALT	FROM: 08.00	6 PK 1940
				ALT	MOD: Nato	6 PK 1940

COROLLA Liftback (_E9_)

1.3 i (EE90)

1296 ccm	55 kW	2E;2E-E	08.87 - 04.92	AC-C	FROM: 10.88	5 PK 880
				AC-C	UNTIL: 10.88	5 PK 860
				ALT		4 PK 813
				PS	- AC	5 PK 920
				PS	+ AC	5 PK 1070
				CAM		ZRK 1006
				CAM		KT 1056

1.6 (AE92)

1587 ccm	66 kW	4A-F	08.87 - 04.92	AC-C	MOD: Nato	4 PK 860
				AC-C	OE-NO.: 99364-00860	4 PK 860
				AC-C	OE-NO.: 99364-50830	4 PK 835
				ALT		5 PK 970
				ALT	MOD: Nato	5 PK 970
				PS		3 PK 630
				PS	MOD: Nato	3 PK 630
				CAM		ZRK 1037
				CAM		KT 1145

1.6

1587 ccm	70 kW	4A-F	08.87 - 04.92	AC-C	OE-NO.: 99364-00860	4 PK 860
				AC-C	OE-NO.: 99364-50830	4 PK 835
				ALT		5 PK 970
				PS		3 PK 630
				CAM		ZRK 1037
				CAM		KT 1145

1.6 (AE92)

1587 ccm	77 kW	4A-FE	08.89 - 04.92	AC-C	OE-NO.: 99364-00860	4 PK 860
				AC-C	OE-NO.: 99364-00860; MOD: Nato	4 PK 860
				AC-C	OE-NO.: 99364-50830	4 PK 835
				AC-C	OE-NO.: 99364-50830; MOD: Nato	4 PK 835
				ALT		5 PK 970



TOYOTA

COROLLA Liftback (_E9_)

1.6 (AE92)

1587 ccm	77 kW	4A-FE	08.89 - 04.92	ALT	MOD: Nato	5 PK 970
				PS		3 PK 630
				PS	MOD: Nato	3 PK 630
				CAM		ZRK 1037
				CAM		KT 1145

1.6 GTI

1587 ccm	92 kW	4A-GE	07.87 - 06.93	AC-C	LHD; - PS	5 PK 850
				AC-C	RHD; - PS	5 PK 880
				AC-C	RHD; + PS	5 PK 1055
				ALT		5 PK 830
				PS		5 PK 920
				CAM		ZRK 1126

1.8 D (CE90)

1839 ccm	47 kW	1C	08.87 - 04.92	ALT	UNTIL: 08.89	AVX 13 x 850
				AC-C	- PS	5 PK 790
				PS	+ AC	5 PK 1210
				PS	FROM: 08.89; - AC	5 PK 1104
				PS	UNTIL: 08.89; - AC	5 PK 1125
				CAM		ZRK 1148
				CAM		KT 1344

1.8 D (CE90)

1840 ccm	49 kW	1C	08.89 - 04.92	ALT	UNTIL: 08.89	AVX 13 x 850
				AC-C	- PS	5 PK 790
				PS	- AC	5 PK 1104
				PS	+ AC	5 PK 1210
				CAM		ZRK 1148
				CAM		KT 1344

COROLLA Compact (_E9_)

1.3 (EE90)

1296 ccm	55 kW	2E	08.87 - 12.89	AC-C	FROM: 10.88	5 PK 880
				AC-C	UNTIL: 10.88	5 PK 860
				ALT		4 PK 813
				PS	- AC	5 PK 920
				PS	+ AC	5 PK 1070
				CAM		ZRK 1006
				CAM		KT 1056

1.6 (AE92)

1587 ccm	66 kW	4A-F	08.87 - 04.92	AC-C	MOD: Nato	4 PK 860
				AC-C	OE-NO.: 99364-00860	4 PK 860
				AC-C	OE-NO.: 99364-50830	4 PK 835
				ALT		5 PK 970
				ALT	MOD: Nato	5 PK 970
				PS		3 PK 630
				PS	MOD: Nato	3 PK 630
				CAM		ZRK 1037
				CAM		KT 1145

1.6 XL

1587 ccm	70 kW	4A-F	09.89 - 04.92	AC-C	OE-NO.: 99364-00860	4 PK 860
				AC-C	OE-NO.: 99364-50830	4 PK 835
				ALT		5 PK 970
				PS		3 PK 630

1.6 GL 4WD

1587 ccm	70 kW	4A-F	10.87 - 08.90	AC-C	OE-NO.: 99364-00860	4 PK 860
				AC-C	OE-NO.: 99364-50830	4 PK 835
				ALT		5 PK 970
				PS		3 PK 630

1.6 i (AE92)

1587 ccm	77 kW	4A-FE	08.89 - 04.92	AC-C	OE-NO.: 99364-00860	4 PK 860
				AC-C	OE-NO.: 99364-00860; MOD: Nato	4 PK 860
				AC-C	OE-NO.: 99364-50830	4 PK 835
				AC-C	OE-NO.: 99364-50830; MOD: Nato	4 PK 835
				ALT		5 PK 970
				ALT	MOD: Nato	5 PK 970
				PS		3 PK 630
				PS	MOD: Nato	3 PK 630



TOYOTA

COROLLA Compact (_E9_)

1.6 i (AE92)

1587 ccm	77 kW	4A-FE	08.89 - 04.92	CAM		ZRK 1037
				CAM		KT 1145

1.6 GTi (AE92, AE93)

1587 ccm	85 kW	4A-GE	08.87 - 04.92	AC-C	FROM: 10.89; LHD; - PS	5 PK 850
				AC-C	FROM: 10.89; RHD; - PS	5 PK 880
				AC-C	FROM: 10.89; RHD; + PS	5 PK 1055
				ALT	FROM: 10.89	5 PK 830
				PS	FROM: 10.89	5 PK 920
				CAM		ZRK 1126

1.8 D (CE90)

1840 ccm	47 kW	1C	08.87 - 04.92	ALT	UNTIL: 08.89	AVX 13 x 850
				AC-C	- PS	5 PK 790
				PS	+ AC	5 PK 1210
				PS	FROM: 08.89; - AC	5 PK 1104
				PS	UNTIL: 08.89; - AC	5 PK 1125
				CAM		ZRK 1148
				CAM		KT 1344

1.8 D (CE90)

1840 ccm	49 kW	1C	08.89 - 04.92	ALT	UNTIL: 08.89	AVX 13 x 850
				AC-C	- PS	5 PK 790
				PS	- AC	5 PK 1104
				PS	+ AC	5 PK 1210
				CAM		ZRK 1148
				CAM		KT 1344

COROLLA Compact (_E10_)

1.3 12V (EE100_)

1296 ccm	53 kW	2E	07.92 - 05.95	AC-C	FROM: 05.93; - PS	5 PK 890
				AC-C	UNTIL: 05.93; - PS	5 PK 880
				ALT		4 PK 825
				PS	- AC	5 PK 920
				PS	FROM: 05.93; + AC	5 PK 1080
				PS	UNTIL: 05.93; + AC	5 PK 1070
				CAM		ZRK 1006
				CAM		KT 1056

1.3 XLI (EE101_)

1332 ccm	55 kW	4E-FE	09.95 - 04.97	AC-C	- PS	5 PK 890
				ALT		4 PK 825
				PS	+ AC	5 PK 1080
				PS	FROM: 05.96; - AC	5 PK 905
				PS	UNTIL: 05.96; - AC	5 PK 920
				CAM	FROM: 05.96	ZRK 1007
				CAM	UNTIL: 04.96	ZRK 1006
				CAM	FROM: 05.96	KT 1074

1.3 XLI 16V (EE101)

1332 ccm	65 kW	4E-FE	07.92 - 09.95	AC-C	FROM: 05.93; - PS	5 PK 890
				AC-C	UNTIL: 05.93; - PS	5 PK 880
				ALT		4 PK 825
				PS	- AC	5 PK 920
				PS	FROM: 05.93; + AC	5 PK 1080
				PS	UNTIL: 05.93; + AC	5 PK 1070
				CAM		ZRK 1007
				CAM		KT 1074

1.6 Si (AE101_)

1587 ccm	84 kW	4A-FE	07.92 - 04.97	AC-C	MOD: AE101	4 PK 860
				AC-C	MOD: AE111	4 PK 850
				ALT		5 PK 970
				PS		3 PK 630
				CAM		ZRK 1003
				CAM		KT 1282

1.8 GT (AE102_)

1762 ccm	86 kW	7A-FE	11.92 - 05.95	AC-C		4 PK 860
				ALT		5 PK 970
				PS		3 PK 630
				CAM		ZRK 1004
				CAM		KT 1289



TOYOTA

COROLLA Compact (_E10_)

1.8 GTi 4WD

1762 ccm	92 kW	7A-FE	05.92 - 07.95	AC-C		4 PK 860
				ALT		5 PK 970
				PS		3 PK 630

2.0 D (CE100_)

1975 ccm	53 kW	2C	07.92 - 04.97	AC-C	- PS	5 PK 1125
				PS	- AC	5 PK 1104
				PS	+ AC	5 PK 1190
				CAM		ZRK 1148
				CAM		KT 1344

COROLLA Liftback (_E10_)

1.3 12V (EE100_)

1296 ccm	53 kW	2E	07.92 - 05.95	AC-C	FROM: 05.93; - PS	5 PK 890
				AC-C	UNTIL: 05.93; - PS	5 PK 880
				ALT		4 PK 825
				PS	- AC	5 PK 920
				PS	FROM: 05.93; + AC	5 PK 1080
				PS	UNTIL: 05.93; + AC	5 PK 1070
				CAM		ZRK 1006
				CAM		KT 1056

1.3 XLI (EE101_)

1332 ccm	65 kW	4E-FE	07.92 - 04.97	AC-C	FROM: 05.93; - PS	5 PK 890
				AC-C	UNTIL: 05.93; - PS	5 PK 880
				ALT		4 PK 825
				PS	FROM: 05.93; + AC	5 PK 1080
				PS	FROM: 05.96; - AC	5 PK 905
				PS	UNTIL: 05.93; + AC	5 PK 1070
				PS	UNTIL: 05.96; - AC	5 PK 920
				CAM		ZRK 1007
				CAM		KT 1074

1.6 GLI (AE101_)

1587 ccm	84 kW	4A-FE	07.92 - 04.97	AC-C	MOD: AE101	4 PK 860
				AC-C	MOD: AE111	4 PK 850
				ALT		5 PK 970
				PS		3 PK 630
				CAM		ZRK 1003
				CAM		KT 1282

1.8 GT (AE102_)

1762 ccm	86 kW	7A-FE	11.92 - 05.95	AC-C		4 PK 860
				ALT		5 PK 970
				PS		3 PK 630
				CAM		ZRK 1004
				CAM		KT 1289

1.8 GTi 4WD

1762 ccm	92 kW	7A-FE	05.92 - 07.95	AC-C		4 PK 860
				ALT		5 PK 970
				PS		3 PK 630

2.0 D (CE100_)

1975 ccm	53 kW	2C	07.92 - 04.97	AC-C	- PS	5 PK 1125
				PS	- AC	5 PK 1104
				PS	+ AC	5 PK 1190
				CAM		ZRK 1148
				CAM		KT 1344

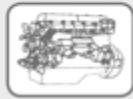
COROLLA (_E10_)

1.3 12V (EE100_)

1296 ccm	53 kW	2E	07.92 - 04.97	AC-C	FROM: 05.93; - PS	5 PK 890
				AC-C	UNTIL: 05.93; - PS	5 PK 880
				ALT		4 PK 825
				PS	- AC	5 PK 920
				PS	FROM: 05.93; + AC	5 PK 1080
				PS	UNTIL: 05.93; + AC	5 PK 1070
				CAM		ZRK 1006
				CAM		KT 1056

1.3 XLI (EE101_)

1332 ccm	55 kW	4E-FE	09.95 - 04.97	AC-C	- PS	5 PK 890
				ALT		4 PK 825



TOYOTA

COROLLA (_E10_)

1.3 XLI (EE101_)

1332 ccm	55 kW	4E-FE	09.95 - 04.97	PS	+ AC	5 PK 1080
				PS	FROM: 05.96; - AC	5 PK 905
				PS	UNTIL: 05.96; - AC	5 PK 920
				CAM	FROM: 05.96	ZRK 1007
				CAM	UNTIL: 04.96	ZRK 1006
				CAM	FROM: 05.96	KT 1074

1.3 XLI 16V (EE101)

1332 ccm	65 kW	4E-FE	07.92 - 09.95	AC-C	FROM: 05.93; - PS	5 PK 890
				AC-C	UNTIL: 05.93; - PS	5 PK 880
				ALT		4 PK 825
				PS	- AC	5 PK 920
				PS	FROM: 05.93; + AC	5 PK 1080
				PS	UNTIL: 05.93; + AC	5 PK 1070
				CAM		ZRK 1007
				CAM		KT 1074

1.6

1587 ccm	76 kW	4A-FE	07.92 - 07.95	AC-C	MOD: AE101	4 PK 860
				AC-C	MOD: AE111	4 PK 850
				ALT		5 PK 970
				PS		3 PK 630

1.6 Si (AE101_)

1587 ccm	84 kW	4A-FE	09.95 - 04.97	AC-C	MOD: AE101	4 PK 860
				AC-C	MOD: AE111	4 PK 850
				ALT		5 PK 970
				PS		3 PK 630
				CAM		ZRK 1003
				CAM		KT 1282

1.6

1587 ccm	85 kW	4A-FE	05.92 - 07.95	AC-C	MOD: AE101	4 PK 860
				AC-C	MOD: AE111	4 PK 850
				ALT		5 PK 970
				PS		3 PK 630

2.0 D (CE100_)

1975 ccm	53 kW	2C	07.92 - 04.97	AC-C	- PS	5 PK 1125
				PS	- AC	5 PK 1104
				PS	+ AC	5 PK 1190
				CAM		ZRK 1148
				CAM		KT 1344

COROLLA Wagon (_E10_)

1.3 12V (EE100_)

1296 ccm	53 kW	2E	07.92 - 05.95	AC-C	FROM: 05.93; - PS	5 PK 890
				AC-C	UNTIL: 05.93; - PS	5 PK 880
				ALT		4 PK 825
				PS	- AC	5 PK 920
				PS	FROM: 05.93; + AC	5 PK 1080
				PS	UNTIL: 05.93; + AC	5 PK 1070
				CAM		ZRK 1006
				CAM		KT 1056

1.3 XLI (EE101_)

1332 ccm	55 kW	4E-FE	09.95 - 04.97	AC-C	- PS	5 PK 890
				ALT		4 PK 825
				PS	+ AC	5 PK 1080
				PS	FROM: 05.96; - AC	5 PK 905
				PS	UNTIL: 05.96; - AC	5 PK 920
				CAM	FROM: 05.96	ZRK 1007
				CAM	UNTIL: 04.96	ZRK 1006
				CAM	FROM: 05.96	KT 1074

1.3 XLI 16V (EE101_)

1332 ccm	65 kW	4E-FE	07.92 - 09.95	AC-C	FROM: 05.93; - PS	5 PK 890
				AC-C	UNTIL: 05.93; - PS	5 PK 880
				ALT		4 PK 825
				PS	- AC	5 PK 920
				PS	FROM: 05.93; + AC	5 PK 1080
				PS	UNTIL: 05.93; + AC	5 PK 1070
				CAM		ZRK 1007



TOYOTA

COROLLA Wagon (_E10_)

1.3 XLI 16V (EE101_)

1332 ccm	65 kW	4E-FE	07.92 - 09.95	CAM		KT 1074
----------	-------	-------	---------------	-----	--	---------

1.6 Si (AE101_)

1587 ccm	84 kW	4A-FE	07.92 - 04.97	AC-C		4 PK 860
				ALT		5 PK 970
				PS		3 PK 630
				CAM		ZRK 1003
				CAM		KT 1282

1.8

1762 ccm	81 kW	7A-FE	09.92 - 04.97	CAM		ZRK 1004
				CAM		KT 1289

1.8 16V 4WD (AE103_)

1762 ccm	81 kW	7A-FE	09.95 - 04.97	AC-C		4 PK 860
				ALT		5 PK 970
				PS		3 PK 630
				CAM		ZRK 1004
				CAM		KT 1289

1.8 XL

1762 ccm	88 kW	7A-FE	09.92 - 11.93	AC-C		4 PK 860
				ALT		5 PK 970
				PS		3 PK 630

2.0 D (CE100_)

1975 ccm	53 kW	2C	07.92 - 04.97	AC-C	- PS	5 PK 1125
				PS	- AC	5 PK 1104
				PS	+ AC	5 PK 1190
				CAM		ZRK 1148
				CAM		KT 1344

COROLLA Compact (_E11_)

1.4 (EE111_)

1332 ccm	63 kW	4E-FE	04.97 - 02.00	AC-C	- PS	5 PK 880
				ALT		4 PK 825
				PS	- AC	5 PK 890
				PS	+ AC	5 PK 1055
				CAM		ZRK 1007
				CAM		KT 1074

1.4 (ZZE111_)

1398 ccm	71 kW	4ZZ-FE	02.00 - 01.02	ALT	- AC	6 PK 1540
				ALT	- AC	6 PK 1560
				ALT	+ AC	6 PK 1820
				ALT	+ AC	6 PK 1840

1.6 Aut. (AE111_)

1587 ccm	79 kW	4A-FE	04.97 - 02.00	AC-C	MOD: AE101	4 PK 860
				AC-C	MOD: AE111	4 PK 850
				ALT		5 PK 970
				PS		3 PK 630
				CAM		ZRK 1003
				CAM		KT 1282

1.6 (AE111_)

1587 ccm	81 kW	4A-FE	04.97 - 02.00	AC-C	MOD: AE101	4 PK 860
				AC-C	MOD: AE111	4 PK 850
				ALT		5 PK 970
				PS		3 PK 630
				CAM		ZRK 1003
				CAM		KT 1282

1.6 (ZZE112_)

1598 ccm	81 kW	3ZZ-FE	02.00 - 01.02	ALT	- AC	6 PK 1540
				ALT	- AC	6 PK 1560
				ALT	+ AC	6 PK 1820
				ALT	+ AC	6 PK 1840

1.9 D (WZE110_)

1867 ccm	51 kW	1WZ	02.00 - 01.02	ALT	+ AC	6 PK 1775
				CAM		ZRK 1351
				CAM		KT 1433

2.0 D (CE110_)

1975 ccm	53 kW	2C-E	04.97 - 02.00	PS	- AC	5 PK 1110
				PS	+ AC	5 PK 1190



TOYOTA

COROLLA Compact (_E11_)

2.0 D (CE110_)

1975 ccm	53 kW	2C-E	04.97 - 02.00	CAM CAM		ZRK 1148 KT 1344
----------	-------	------	---------------	------------	--	---------------------

2.0 D-4D

1995 ccm	66 kW	1CD-FTV	09.00 - 01.02	PS PS CAM CAM CAM	- AC + AC	5 PK 1130 5 PK 1190 ZRK 1447 KT 1399 KT 1511
----------	-------	---------	---------------	-------------------------------	--------------	--

2.0 D-4D

1995 ccm	81 kW	1CD-FTV	08.00 - 10.01	CAM CAM		ZRK 1447 KT 1399
----------	-------	---------	---------------	------------	--	---------------------

COROLLA Liftback (_E11_)

1.4 (EE111_)

1332 ccm	63 kW	4E-FE	04.97 - 02.00	AC-C ALT PS PS CAM CAM	- PS - AC + AC	5 PK 880 4 PK 825 5 PK 890 5 PK 1055 ZRK 1007 KT 1074
----------	-------	-------	---------------	---------------------------------------	----------------------	--

1.4 (ZZE111_)

1398 ccm	71 kW	4ZZ-FE	02.00 - 01.02	ALT ALT ALT ALT	- AC - AC + AC + AC	6 PK 1540 6 PK 1560 6 PK 1820 6 PK 1840
----------	-------	--------	---------------	--------------------------	------------------------------	--

1.6 Aut. (AE111_)

1587 ccm	79 kW	4A-FE	04.97 - 02.00	AC-C AC-C ALT PS CAM CAM	MOD: AE101 MOD: AE111	4 PK 860 4 PK 850 5 PK 970 3 PK 630 ZRK 1003 KT 1282
----------	-------	-------	---------------	---	--------------------------	---

1.6 (AE111_)

1587 ccm	81 kW	4A-FE	04.97 - 02.00	AC-C AC-C ALT PS CAM CAM	MOD: AE101 MOD: AE111	4 PK 860 4 PK 850 5 PK 970 3 PK 630 ZRK 1003 KT 1282
----------	-------	-------	---------------	---	--------------------------	---

1.6 (ZZE112_)

1598 ccm	81 kW	3ZZ-FE	02.00 - 01.02	ALT ALT ALT ALT	- AC - AC + AC + AC	6 PK 1540 6 PK 1560 6 PK 1820 6 PK 1840
----------	-------	--------	---------------	--------------------------	------------------------------	--

1.8 (AE112)

1762 ccm	85 kW	7A-FE	09.98 - 11.01	CAM CAM		ZRK 1004 KT 1289
----------	-------	-------	---------------	------------	--	---------------------

1.9 D (WZE110_)

1867 ccm	51 kW	1WZ	02.00 - 01.02	ALT CAM CAM	+ AC	6 PK 1775 ZRK 1351 KT 1433
----------	-------	-----	---------------	-------------------	------	----------------------------------

2.0 D (CE110)

1975 ccm	53 kW	2C-E	04.97 - 02.00	PS PS CAM CAM	- AC + AC	5 PK 1110 5 PK 1190 ZRK 1148 KT 1344
----------	-------	------	---------------	------------------------	--------------	---

2.0 D-4D

1995 ccm	66 kW	1CD-FTV	09.00 - 01.02	PS PS CAM CAM CAM	- AC + AC	5 PK 1130 5 PK 1190 ZRK 1447 KT 1399 KT 1511
----------	-------	---------	---------------	-------------------------------	--------------	--

COROLLA (_E11_)

1.3

1295 ccm	55 kW	2E	05.97 - 10.01	ALT		4 PK 825
----------	-------	----	---------------	-----	--	----------



TOYOTA

COROLLA (_E11_)

1.3

1295 ccm	55 kW	2E	05.97 - 10.01	PS	- AC	5 PK 890
				PS	+ AC	5 PK 1055

1.4 (EE111_)

1332 ccm	63 kW	4E-FE	04.97 - 02.00	AC-C	- PS	5 PK 880
				ALT		4 PK 825
				PS	- AC	5 PK 890
				PS	+ AC	5 PK 1055
				CAM		ZRK 1007
				CAM		KT 1074

1.4 16V (ZZE111_)

1398 ccm	71 kW	4ZZ-FE	02.00 - 11.01	ALT	- AC	6 PK 1540
				ALT	- AC	6 PK 1560
				ALT	+ AC	6 PK 1820
				ALT	+ AC	6 PK 1840

1.6 Aut. (AE111_)

1587 ccm	79 kW	4A-FE	04.97 - 02.00	AC-C	MOD: AE101	4 PK 860
				AC-C	MOD: AE111	4 PK 850
				ALT		5 PK 970
				PS		3 PK 630
				CAM		ZRK 1003
				CAM		KT 1282

1.6 (AE111_)

1587 ccm	81 kW	4A-FE	04.97 - 02.00	AC-C	MOD: AE101	4 PK 860
				AC-C	MOD: AE111	4 PK 850
				ALT		5 PK 970
				PS		3 PK 630
				CAM		ZRK 1003
				CAM		KT 1282

1.6 16V (ZZE112_)

1598 ccm	81 kW	3ZZ-FE	02.00 - 11.01	ALT	- AC	6 PK 1540
				ALT	- AC	6 PK 1560
				ALT	+ AC	6 PK 1820
				ALT	+ AC	6 PK 1840

1.8 Linea Terra

1762 ccm	81 kW	7A-FE	10.97 - 10.01	CAM		ZRK 1004
				CAM		KT 1289

1.4 D-4D

1364 ccm	66 kW	1ND-TV	06.04 - 12.01	ALT	- AC	6 PK 970
				ALT	+ AC	6 PK 1215

1.9 D (WZE110_)

1867 ccm	51 kW	1WZ	02.00 - 11.01	ALT	+ AC	6 PK 1775
				CAM		ZRK 1351
				CAM		KT 1433

2.0 D (CE110_)

1975 ccm	53 kW	2C-E	04.97 - 02.00	PS	- AC	5 PK 1110
				PS	+ AC	5 PK 1190
				CAM		ZRK 1148
				CAM		KT 1344

2.0 D-4D

1995 ccm	66 kW	1CD-FTV	09.00 - 11.01	PS	- AC	5 PK 1130
				PS	+ AC	5 PK 1190
				CAM		ZRK 1447
				CAM		KT 1399
				CAM		KT 1511

2.0 D-4D

1995 ccm	81 kW	1CD-FTV	08.00 - 10.01	CAM		ZRK 1447
				CAM		KT 1399

2.0 D-4D

1995 ccm	85 kW	1CD-FTV	06.04 - 12.01	ALT		5 PK 886
				PS		5 PK 1110
				CAM		ZRK 1447
				CAM		KT 1399

COROLLA Wagon (_E11_)

1.4 (EE111_)

1332 ccm	63 kW	4E-FE	04.97 - 02.00	ALT		4 PK 825
----------	-------	-------	---------------	-----	--	----------



TOYOTA

COROLLA Wagon (_E11_)

1.4 (EE111_)

1332 ccm	63 kW	4E-FE	04.97 - 02.00	PS	- AC	5 PK 890
				PS	+ AC	5 PK 1055
				CAM		ZRK 1007
				CAM		KT 1074

1.4 16V (ZZE111_)

1398 ccm	71 kW	4ZZ-FE	02.00 - 10.01	ALT	- AC	6 PK 1540
				ALT	- AC	6 PK 1560
				ALT	+ AC	6 PK 1820
				ALT	+ AC	6 PK 1840

1.6 Aut. (AE111_)

1587 ccm	79 kW	4A-FE	04.97 - 02.00	AC-C		4 PK 850
				ALT		5 PK 970
				PS		3 PK 630
				CAM		ZRK 1003
				CAM		KT 1282

1.6 (AE111_)

1587 ccm	81 kW	4A-FE	04.97 - 02.00	AC-C		4 PK 850
				ALT		5 PK 970
				PS		3 PK 630
				CAM		ZRK 1003
				CAM		KT 1282

1.6 16V (ZZE112_)

1598 ccm	81 kW	3ZZ-FE	02.00 - 10.01	ALT	- AC	6 PK 1540
				ALT	- AC	6 PK 1560
				ALT	+ AC	6 PK 1820
				ALT	+ AC	6 PK 1840

1.8 4WD (AE115_)

1762 ccm	81 kW	7A-FE	04.97 - 10.01	AC-C	FROM: 10.97	4 PK 850
				ALT	FROM: 10.97	5 PK 970
				PS	FROM: 10.97	3 PK 630
				CAM		ZRK 1004
				CAM		KT 1289

1.8

1762 ccm	81 kW	7A-FE	10.97 - 10.01	AC-C		4 PK 850
				ALT		5 PK 970
				PS		3 PK 630
				CAM		ZRK 1004
				CAM		KT 1289

1.4 D4d

1364 ccm	66 kW	1ND-TV	06.04 - 10.01	ALT	- AC	6 PK 970
				ALT	+ AC	6 PK 1215

1.9 D (WZE110_)

1867 ccm	51 kW	1WZ	02.00 - 10.01	ALT	+ AC	6 PK 1775
				CAM		ZRK 1351
				CAM		KT 1433

2.0 D (CE110_)

1975 ccm	53 kW	2C-E	04.97 - 02.00	PS	- AC	5 PK 1110
				PS	+ AC	5 PK 1190
				CAM		ZRK 1148
				CAM		KT 1344

2.0 D-4D

1995 ccm	66 kW	1CD-FTV	09.00 - 10.01	PS	- AC	5 PK 1130
				PS	+ AC	5 PK 1190
				CAM		ZRK 1447
				CAM		KT 1399
				CAM		KT 1511

2.0 D-4D

1995 ccm	85 kW	1CD-FTV	04.97 - 10.01	ALT		5 PK 886
				PS		5 PK 1110

COROLLA (ZZE12_, NDE12_, ZDE12_)

1.4 VVT-i

1398 ccm	71 kW	4ZZ-FE	01.02 - 12.06	ALT	- AC	6 PK 1420
				ALT	+ AC	6 PK 1695

1.6 VVT-i

1598 ccm	81 kW	3ZZ-FE	01.02 - 12.06	ALT	- AC	6 PK 1400
----------	-------	--------	---------------	-----	------	-----------



TOYOTA

COROLLA (ZZE12_, NDE12_, ZDE12_)

1.6 VVT-i

1598 ccm	81 kW	3ZZ-FE	01.02 - 12.06	ALT	+ AC	6 PK 1670
----------	-------	--------	---------------	-----	------	-----------

1.4 D

1364 ccm	66 kW	1ND-TV	07.04 - 02.07	ALT	- AC	6 PK 970
				ALT	+ AC	6 PK 1215

2.0 D-4D

1995 ccm	66 kW	1CD-FTV	01.02 - 12.06	ALT		5 PK 886
				PS		5 PK 1110
				CAM		ZRK 1447
				CAM		KT 1399
				CAM		KT 1511

2.0 D-4D

1995 ccm	81 kW	1CD-FTV	01.02 - 12.06	ALT		5 PK 886
				PS		5 PK 1110
				CAM		ZRK 1447
				CAM		KT 1399
				CAM		KT 1511

2.0 D-4D

1995 ccm	85 kW	1CD-FTV	05.03 - 02.07	ALT		5 PK 886
				PS		5 PK 1110
				CAM		ZRK 1447
				CAM		KT 1399
				CAM		KT 1511

COROLLA Combi (_E12J_, _E12T_)

1.4 VVT-i

1398 ccm	71 kW	4ZZ-FE	01.02 - 02.07	ALT	- AC	6 PK 1400
				ALT	+ AC	6 PK 1670

1.6 VVT-i

1598 ccm	81 kW	3ZZ-FE	01.02 - 02.07	ALT	- AC	6 PK 1400
				ALT	+ AC	6 PK 1670

1.4 D

1364 ccm	66 kW	1ND-TV	07.04 - 02.07	ALT	- AC	6 PK 970
				ALT	+ AC	6 PK 1215

2.0 D-4D

1995 ccm	66 kW	1CD-FTV	01.02 - 02.07	ALT		5 PK 886
				PS		5 PK 1110
				CAM		ZRK 1447
				CAM		KT 1399
				CAM		KT 1511

2.0 D-4D

1995 ccm	85 kW	1CD-FTV	04.04 - 02.07	ALT		5 PK 886
				PS		5 PK 1110
				CAM		ZRK 1447
				CAM		KT 1399
				CAM		KT 1511

COROLLA Stufenheck (_E12J_, _E12T_)

1.4 VVT-i

1398 ccm	71 kW	4ZZ-FE	08.02 - 07.07	ALT	- AC	6 PK 1420
				ALT	+ AC	6 PK 1695

1.6 VVT-i

1598 ccm	81 kW	3ZZ-FE	08.02 - 07.07	ALT	- AC	6 PK 1400
				ALT	+ AC	6 PK 1670

1.6

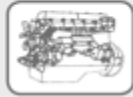
1598 ccm	91 kW	1ZR-FE	11.06 - 07.07	ALT	- AC	6 PK 913
				ALT	+ AC	6 PK 1230

1.4 D-4D

1364 ccm	66 kW	1ND-TV	07.04 - 07.07	ALT	- AC	6 PK 970
				ALT	+ AC	6 PK 1215

2.0 D-4D

1995 ccm	66 kW	1CD-FTV	08.02 - 07.07	ALT		5 PK 886
				PS		5 PK 1110
				CAM		ZRK 1447
				CAM		KT 1399
				CAM		KT 1511



TOYOTA

COROLLA Stufenheck (_E12J_, _E12T_)

2.0 D-4D

1995 ccm	85 kW	1CD-FTV	06.04 - 07.07	ALT		5 PK 886
				PS		5 PK 1110
				CAM		ZRK 1447
				CAM		KT 1399
				CAM		KT 1511

COROLLA Stufenheck (E150_)

1.6 Dual VVTi

1598 ccm	91 kW	1ZR-FE	01.07 -	ALT	- AC	6 PK 913
				ALT	+ AC	6 PK 1230

1.6

1598 ccm	97 kW	1ZR-FAE;1ZR-FE	01.09 -	ALT	- AC	6 PK 913
				ALT	+ AC	6 PK 1230

1.4 D-4D

1364 ccm	66 kW	1ND-TV	01.07 -	ALT		7 PK 1785
				ALT	- AC	6 PK 925
				ALT	+ AC	6 PK 1185

2.0 D-4D

1998 ccm	93 kW	1AD-FTV	01.07 -	ALT	- AC	7 PK 1370
				ALT	+ AC	7 PK 1870

COROLLA Verso (ZDE12_, CDE12_)

1.4 VVT-i

1398 ccm	71 kW	4ZZ-FE	01.02 - 05.04	ALT	- AC	6 PK 1400
				ALT	+ AC	6 PK 1670

1.6 VVT-i

1598 ccm	81 kW	3ZZ-FE	01.02 - 05.04	ALT		6 PK 1540
				ALT	UNTIL: 03.02	6 PK 1820

1.8 VVT-i

1794 ccm	99 kW	1ZZ-FE	01.02 - 05.04	ALT		6 PK 1530
				ALT	UNTIL: 03.02	6 PK 1820

2.0 D-4D

1995 ccm	66 kW	1CD-FTV	01.02 - 05.04	ALT		5 PK 886
				PS	- AC	5 PK 1110
				PS	+ AC	5 PK 1190
				CAM		ZRK 1447
				CAM		KT 1399
				CAM		KT 1511

COROLLA Verso (ZER_, ZZE_, R1_)

1.6

1598 ccm	81 kW	3ZZ-FE	04.04 - 03.09	ALT	- AC	6 PK 1560
				ALT	+ AC	6 PK 1870

1.8

1794 ccm	95 kW	1ZZ-FE	04.04 - 03.09	ALT	- AC	6 PK 1560
				ALT	+ AC	6 PK 1870

2.0 D-4D

1995 ccm	85 kW	1CD-FTV	04.04 - 03.09	ALT		5 PK 886
				PS	- AC	5 PK 1110
				PS	+ AC	5 PK 1250
				CAM		ZRK 1447
				CAM		KT 1399
				CAM		KT 1511

2.2 D-4D

2231 ccm	130 kW	2AD-FHV	10.05 - 03.09	ALT		7 PK 2000
----------	--------	---------	---------------	-----	--	-----------

2.2 D-4D

2231 ccm	100 kW	2AD-FTV	10.05 - 03.09	ALT		7 PK 2000
----------	--------	---------	---------------	-----	--	-----------

CORONA Stufenheck


1.6

1587 ccm	73 kW	4A-FE	02.92 - 09.97	AC-C		4 PK 870
				ALT		5 PK 970
				PS		3 PK 630

CROWN Stufenheck (JZS13_, YS13_, LS13_, GS13_)

3.0

2997 ccm	162 kW	2JZ-GE	08.91 - 08.99	ALT		6 PK 1940
----------	--------	--------	---------------	-----	--	-----------



TOYOTA

CROWN Stufenheck (JZS13_, YS13_, LS13_, GS13_)

4.0

3969 ccm	195 kW	1UZ-FE	08.91 - 08.99	ALT		6 PK 2270
----------	--------	--------	---------------	-----	--	-----------

HILUX II Pick-up (RN6_, RN5_, LN6_, YN6_, YN5_, LN5_)

1.8

1812 ccm	58 kW	2Y	08.83 - 07.88	ALT		4 PK 835
----------	-------	----	---------------	-----	--	----------

1.8 (YN85_, YN90_)

1812 ccm	61 kW	2Y	08.88 - 07.94	ALT		4 PK 835
----------	-------	----	---------------	-----	--	----------

ALT	MOD: YN85; RHD	4 PK 841
-----	----------------	----------

ALT	MOD: YN90; RHD	4 PK 835
-----	----------------	----------

2.0

1998 ccm	65 kW	3Y	01.84 - 12.86	ALT		4 PK 835
----------	-------	----	---------------	-----	--	----------

2.0 4WD

1998 ccm	65 kW	3Y	08.85 - 07.88	ALT		4 PK 835
----------	-------	----	---------------	-----	--	----------

2.2

2237 ccm	69 kW	4Y	01.89 - 12.89	ALT		4 PK 835
----------	-------	----	---------------	-----	--	----------

2.2 4WD (YN106_, YN110_)

2237 ccm	69 kW	4Y	01.87 - 12.89	ALT		4 PK 835
----------	-------	----	---------------	-----	--	----------

2.4 i 4WD

2366 ccm	84 kW	22RE	06.89 - 07.05	ALT		AVX 10 x 875
----------	-------	------	---------------	-----	--	--------------

2.4 i 4WD

2383 ccm	84 kW	22R	06.89 - 07.05	ALT		AVX 10 x 875
----------	-------	-----	---------------	-----	--	--------------

2.4 i 4WD

2438 ccm	103 kW	2RZ-FE	08.97 - 07.05	AC-C	FROM: 08.99	4 PK 940
----------	--------	--------	---------------	------	-------------	----------

AC-C	UNTIL: 08.99	4 PK 925
------	--------------	----------

ALT		5 PK 865
-----	--	----------

PS		4 PK 1080
----	--	-----------

2.4 D 4WD

2446 ccm	55 kW	2L	01.84 - 08.88	CAM		ZRK 1136
----------	-------	----	---------------	-----	--	----------

CAM		KT 1175
-----	--	---------

2.4 D

2446 ccm	58 kW	2L	03.95 - 07.05	CAM		ZRK 1134
----------	-------	----	---------------	-----	--	----------

CAM		KT 1107
-----	--	---------

2.4 D 4WD

2446 ccm	58 kW	2L	01.94 - 07.05	PS		AVX 13 x 825
----------	-------	----	---------------	----	--	--------------

CAM		ZRK 1134
-----	--	----------

CAM		KT 1107
-----	--	---------

2.4 D

2446 ccm	59 kW	2L	01.92 - 07.05	AC-C		AVX 13 x 1260
----------	-------	----	---------------	------	--	---------------

PS	RHD	AVX 13 x 825
----	-----	--------------

ALT		2/AVX 13 x 1050
-----	--	-----------------

CAM		ZRK 1134
-----	--	----------

CAM		KT 1107
-----	--	---------

2.4 D

2446 ccm	61 kW	2L	08.88 - 07.05	CAM		ZRK 1134
----------	-------	----	---------------	-----	--	----------

CAM		KT 1107
-----	--	---------

2.4 D 4WD

2446 ccm	61 kW	2L	08.88 - 07.05	AC-C	- PS; UNTIL: 09.91	AVX 13 x 1275
----------	-------	----	---------------	------	--------------------	---------------

AC-C	+ PS; UNTIL: 09.91	AVX 13 x 1200
------	--------------------	---------------

ALT	UNTIL: 09.91	AVX 13 x 1050
-----	--------------	---------------

PS	UNTIL: 09.91	AVX 13 x 875
----	--------------	--------------

CAM		ZRK 1134
-----	--	----------

CAM		KT 1107
-----	--	---------

2.4 TD 4WD

2446 ccm	66 kW	2L-T	08.98 - 01.02		- PS	AVX 13 x 1275
----------	-------	------	---------------	--	------	---------------

	+ PS	AVX 13 x 1200
--	------	---------------

	REQ: 2	AVX 13 x 1050
--	--------	---------------

PS	LHD	AVX 13 x 875
----	-----	--------------

PS	RHD	AVX 13 x 825
----	-----	--------------

CAM		ZRK 1134
-----	--	----------

CAM		KT 1107
-----	--	---------

2.5 D-4D

2494 ccm	65 kW	2KD-FTV	11.01 - 07.05	ALT	- AC	7 PK 1093
----------	-------	---------	---------------	-----	------	-----------

ALT	+ AC	7 PK 1473
-----	------	-----------

CAM		ZRK 1580
-----	--	----------

CAM		KT 1508
-----	--	---------



TOYOTA

HILUX II Pick-up (RN6_, RN5_, LN6_, YN6_, YN5_, LN5_)

2.5 D-4D 4WD

2494 ccm	75 kW	2KD-FTV	11.01 - 07.05	ALT	- AC	7 PK 1093
				ALT	+ AC	7 PK 1473
				CAM		ZRK 1580
				CAM		KT 1508

3.0 D

2986 ccm	67 kW	5L	08.02 - 07.04	CAM		ZRK 1134
----------	-------	----	---------------	-----	--	----------

3.0 D 4WD

2986 ccm	67 kW	5L	08.02 - 07.05	CAM		ZRK 1134
----------	-------	----	---------------	-----	--	----------

HILUX III Pick-up (TGN1_, GGN2_, GGN1_, KUN2_, KUN1_)

2.5 D-4D

2494 ccm	75 kW	2KD-FTV	06.06 -	ALT	- AC	7 PK 1093
				ALT	+ AC	7 PK 1515
				CAM		ZRK 1580
				CAM		KT 1508

2.5 D 4WD

2494 ccm	75 kW	2KD-FTV	08.05 -	ALT	- AC	7 PK 1093
				ALT	+ AC	7 PK 1515
				CAM		ZRK 1580
				CAM		KT 1508

2.5 D-4D

2494 ccm	88 kW	2KD-FTV	12.07 -	ALT	- AC	7 PK 1093
				ALT	+ AC	7 PK 1515
				CAM		ZRK 1580
				CAM		KT 1508

2.5 D-4D 4WD

2494 ccm	88 kW	2KD-FTV	12.07 -	ALT	- AC	7 PK 1093
				ALT	+ AC	7 PK 1515
				CAM		ZRK 1580
				CAM		KT 1508

3.0 D-4D 4WD

2982 ccm	126 kW	1KD-FTV	12.07 -	ALT	- AC	7 PK 1093
				ALT	+ AC	7 PK 1515
				CAM		ZRK 1580
				CAM		KT 1508

IQ (KGJ1_, NGJ1_)

1.0

998 ccm	50 kW	1KR-FE	01.09 -	AC-C		4 PK 841
---------	-------	--------	---------	------	--	----------

1.4 D-4D

1364 ccm	66 kW	1ND-TV	01.09 -	AC-C		4 PK 841
----------	-------	--------	---------	------	--	----------

LAND CRUISER (_J4_)

4.2 (FJ40_V, FJ43_, FJ45_V, FJ55_)

4230 ccm	89 kW	2F	01.75 - 04.86	ALT	UNTIL: 07.80	AVX 13 x 1075
----------	-------	----	---------------	-----	--------------	---------------

LAND CRUISER Pick-up (_J4_)

4.2 (FJ45_P)

4230 ccm	89 kW	2F	01.75 - 04.86	ALT	UNTIL: 07.80	AVX 13 x 1075
----------	-------	----	---------------	-----	--------------	---------------

LAND CRUISER (_J7_)

2.4 (RJ70_, RJ73_)

2367 ccm	77 kW	22R	11.84 -	ALT		AVX 10 x 875
				CAM		ZRK 1136

2.4 (RJ70_, RJ73_)

2367 ccm	81 kW	22R	11.84 -	ALT		AVX 10 x 875
				CAM		ZRK 1136

2.4 D (LJ70_)

2446 ccm	53 kW	2L	11.84 -	ALT	REQ: 2	AVX 10 x 975
				CAM		ZRK 1136
				CAM		KT 1175

2.4 TD (LJ70_, LJ73_)

2446 ccm	63 kW	2L-T	10.85 -	ALT		AVX 10 x 975
				CAM		ZRK 1136
				CAM		KT 1175

2.4 TD (LJ70)

2446 ccm	66 kW	2L-T	01.90 -	ALT		2/AVX 13 x 1050
----------	-------	------	---------	-----	--	-----------------



TOYOTA

LAND CRUISER (_J7_)

2.4 TD (LJ70)

2446 ccm	66 kW	2L-T	01.90 -	CAM		ZRK 1134
				CAM	UNTIL: 01.90	ZRK 1136
				CAM		KT 1107

3.5 D 4x4

3470 ccm	85 kW	1PZ	01.90 -	CAM		ZRK 1105
----------	-------	-----	---------	-----	--	----------

4.2 TD (HZJ7_V)

4164 ccm	96 kW	1H-Z	01.90 -	CAM	UNTIL: 05.98	ZRK 1105
----------	-------	------	---------	-----	--------------	----------

LAND CRUISER Hardtop (_J7_)

2.4 TD (LJ77)

2446 ccm	66 kW	2L-T	07.90 - 05.96	ALT		2/AVX 13 x 1050
				CAM		ZRK 1134
				CAM		KT 1107

LAND CRUISER 80 (_J8_)

4.2 TD (HDJ80)

4164 ccm	118 kW	1HD-T	10.92 - 12.97	ALT		AVX 10 x 1000
				CAM		ZRK 1105

4.2 TD (HDJ80)

4164 ccm	123 kW	1HD-T	01.90 - 12.97	ALT		AVX 10 x 1000
				CAM		ZRK 1105

4.2 TD 24V (HDJ80_V)

4164 ccm	125 kW	1HD-FT	03.95 - 12.97	ALT	REQ: 2	AVX 10 x 1000
----------	--------	--------	---------------	-----	--------	---------------

LAND CRUISER 90 (_J9_)

3.4 i 24V (VZJ90_, VZJ95_)

3378 ccm	131 kW	5VZ-FE	04.96 -	AC-C		4 PK 870
				ALT		4 PK 1050
				PS		4 PK 1075

3.0 D-4D (KDJ90)

2982 ccm	120 kW	1KD-FTV	10.00 -	ALT	- AC; - EXT-HEAT	7 PK 1150
				ALT	+ AC; - EXT-HEAT	7 PK 1640
				ALT	+ AC; + EXT-HEAT	7 PK 1933
				CAM		ZRK 1580
				CAM		KT 1508

LAND CRUISER 100 (_J10_)

4.7 (UZJ100_)

4664 ccm	173 kW	2UZ-FE	01.98 -	ALT	FROM: 01.04	6 PK 2240
				ALT	UNTIL: 08.02	6 PK 2245

4.7

4664 ccm	175 kW	2UZ-FE	02.02 -	ALT	FROM: 01.04	6 PK 2240
				ALT	FROM: 08.02; UNTIL: 01.04	6 PK 2245

4.2 TD (HDJ100_)

4164 ccm	150 kW	1HD-FTE	01.98 -	AC-C	- EXT-HEAT	4 PK 1237
				CAM		ZRK 1569

4.2 TDi 24V

4164 ccm	150 kW	1HD-FTE	01.98 -	AC-C	- EXT-HEAT	4 PK 1237
----------	--------	---------	---------	------	------------	-----------

LAND CRUISER (KDJ12_, GRJ12_)

2.7 (TRJ12)

2694 ccm	120 kW	2TR-FE	11.03 -	ALT	- AC	7 PK 1870
				ALT	+ AC	7 PK 2283

3.0 D-4D (KDJ120, KDJ150)

2982 ccm	120 kW	1KD-FTV	01.03 -	ALT	- AC; - C1	7 PK 1150
				ALT	- AC; - EXT-HEAT	7 PK 1150
				ALT	+ AC; - C1	7 PK 1640
				ALT	+ AC; - EXT-HEAT	7 PK 1640
				ALT	+ AC; + C1	7 PK 1933
				ALT	+ AC; + EXT-HEAT	7 PK 1933
				CAM		ZRK 1580
				CAM		KT 1508

3.0 D-4D (KDJ120)

2982 ccm	122 kW	1KD-FTV	08.04 -	ALT	- AC; - C1	7 PK 1150
				ALT	- AC; - EXT-HEAT	7 PK 1150
				ALT	+ AC; - C1	7 PK 1640
				ALT	+ AC; - EXT-HEAT	7 PK 1640



TOYOTA

LAND CRUISER (KDJ12_, GRJ12_)

3.0 D-4D (KDJ120)

2982 ccm	122 kW	1KD-FTV	08.04 -	ALT	+ AC; + C1	7 PK 1933
				ALT	+ AC; + EXT-HEAT	7 PK 1933
				CAM		ZRK 1580
				CAM		KT 1508

3.0 D-4D (KDJ120, KDJ125)

2982 ccm	127 kW	1KD-FTV	09.02 -	ALT	- AC; - C1	7 PK 1150
				ALT	- AC; - EXT-HEAT	7 PK 1150
				ALT	+ AC; - C1	7 PK 1640
				ALT	+ AC; - EXT-HEAT	7 PK 1640
				ALT	+ AC; + C1	7 PK 1933
				ALT	+ AC; + EXT-HEAT	7 PK 1933
				CAM		ZRK 1580
				CAM		KT 1508

LAND CRUISER (_URJ20_, J20_)

4.7 V8 (UZJ200)

4664 ccm	212 kW	2UZ-FE	01.08 -	ALT		6 PK 2228
----------	--------	--------	---------	-----	--	-----------

LAND CRUISER 150 (KDJ15_, GRJ15_)

3.0 D-4D

2982 ccm	127 kW	1KD-FTV	03.10 -	ALT	- AC; - EXT-HEAT	7 PK 1150
				ALT	+ AC; - EXT-HEAT	7 PK 1640
				ALT	+ AC; + EXT-HEAT	7 PK 1933

MATRIX (ZZE13_)

1.8 VVTi 4WD

1794 ccm	91 kW	1ZZ-FE	09.01 - 02.04	ALT	FROM: 09.02	6 PK 1540
----------	-------	--------	---------------	-----	-------------	-----------

1.8 VVTi

1794 ccm	96 kW	1ZZ-FE	09.01 - 02.04	ALT	FROM: 09.02	6 PK 1540
----------	-------	--------	---------------	-----	-------------	-----------

MR 2 II (SW2_)

2.0

1998 ccm	88 kW	3S-FE	12.89 - 08.92	AC-C		4 PK 890
				ALT		4 PK 825
				CAM		ZRK 1227
				CAM		KT 1106

2.0 16V (SW20)

1998 ccm	115 kW	3S-GE	12.89 - 05.00	AC-C		4 PK 875
				ALT	+ AUTO-TM	4 PK 835
				ALT	+ MAN-TM	4 PK 825
				CAM	UNTIL: 11.93	ZRK 1255

2.0 16V

1998 ccm	129 kW	3S-GE	12.89 - 05.00	AC-C	FROM: 12.93	4 PK 875
				ALT	FROM: 12.93	4 PK 825
				CAM	UNTIL: 11.93	ZRK 1255

2.0 16V

1998 ccm	125 kW	3S-GE	12.89 - 05.00	PS		AVX 13 x 675
				AC-C	FROM: 03.95	4 PK 875
				ALT	FROM: 03.95	4 PK 825
				CAM		ZRK 1293
				CAM	UNTIL: 11.93	ZRK 1255

MR 2 III (ZZW3_)

1.8 16V VT-i (ZZW30)

1794 ccm	103 kW	1ZZ-FE	10.99 - 06.07	ALT	- AC	6 PK 1400
				ALT	+ AC	6 PK 1695

PASEO Coupe (EL44_)

1.5

1497 ccm	74 kW	5E-FE	04.91 - 08.95	AC-C	FROM: 08.93	4 PK 1125
				AC-C	UNTIL: 08.93	4 PK 1100
				ALT		4 PK 825
				PS		4 PK 940

PASEO Coupe (EL54)

1.5 16V

1497 ccm	66 kW	5E-FE	08.95 - 07.99	AC-C	+ MAN-TM	4 PK 1100
				AC-C	FROM: 08.96; + AUTO-TM	4 PK 1080



TOYOTA

PASEO Coupe (EL54)

1.5 16V

1497 ccm	66 kW	5E-FE	08.95 - 07.99	AC-C	UNTIL: 08.96; + AUTO-TM	4 PK 1125
				ALT		4 PK 825
				PS		4 PK 940

1.5

1497 ccm	85 kW	5E-FE	08.95 - 07.99	AC-C	+ MAN-TM; MOD: Nato	4 PK 1100
				AC-C	FROM: 08.96; + AUTO-TM; MOD: Nato	4 PK 1080
				ALT	MOD: Nato	4 PK 825
				ALT	UNTIL: 08.96; + AUTO-TM; MOD: Nato	4 PK 1125
				PS	MOD: Nato	4 PK 940

PASEO Cabriolet (EL54)

1.5

1497 ccm	66 kW	5E-FE	10.96 - 03.99	AC-C	FROM: 04.97; + AUTO-TM	4 PK 1080
				AC-C	FROM: 04.97; + MAN-TM	4 PK 1100
				ALT	FROM: 04.97	4 PK 825
				PS	FROM: 04.97	4 PK 940

PICNIC (_XM10)

2.0

1998 ccm	90 kW	3S-FE	01.01 - 12.01	AC-C		5 PK 1219
				ALT	- AC	5 PK 1000
				ALT	+ AC	5 PK 1080
				PS		3 PK 763
				CAM		ZRK 1227
				CAM		KT 1106

2.0 16V (SXM10_)

1998 ccm	94 kW	3S-FE	05.96 - 12.01	AC-C		5 PK 1219
				ALT	- AC	5 PK 1000
				ALT	FROM: 07.98; + AC	5 PK 1080
				ALT	UNTIL: 07.98; + AC	5 PK 1090
				PS		3 PK 763
				CAM		ZRK 1227
				CAM		KT 1106

2.2 D (CMX10_)

2184 ccm	66 kW	3C-TE	08.97 - 12.01	PS	- AC	5 PK 1110
				PS	+ AC	5 PK 1219
				CAM		ZRK 1148
				CAM		KT 1344

PREVIA (TCR2_, TCR1_)

2.4

2438 ccm	97 kW	2TZ-FE	05.90 - 08.00	AC-C		4 PK 715
				AC-C	MOD: Nato	4 PK 715
				ALT		6 PK 820
				ALT	MOD: Nato	6 PK 820

2.4 4WD

2438 ccm	97 kW	2TZ-FE	05.90 - 08.00	AC-C		4 PK 715
				AC-C	MOD: Nato	4 PK 715
				ALT		6 PK 820
				ALT	MOD: Nato	6 PK 820

PREVIA (MCR3_, ACR3_, CLR3_)

2.4

2362 ccm	115 kW	2AZ-FE	08.00 - 01.06	ALT	- AC	7 PK 1595
				ALT	+ AC	7 PK 1920

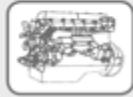
2.0 D-4D

1995 ccm	85 kW	1CD-FTV	03.01 - 01.06	ALT		5 PK 886
				PS	- AC	5 PK 1145
				PS	+ AC	5 PK 1240
				CAM		ZRK 1447
				CAM		KT 1399
				CAM		KT 1511

PRIUS Stufenheck (NHW11_)

1.5

1497 ccm	53 kW	1NZ-FXE	05.00 - 01.04	ALT		3 PK 1120
----------	-------	---------	---------------	-----	--	-----------



TOYOTA

PRIUS Liftback (NHW20_)

1.5						
1497 ccm	57 kW	1NZ-FXE	08.03 - 03.09	AC-C		3 PK 860

RAV 4 I (SXA1_)

2.0 4WD						
1998 ccm	95 kW	3S-FE	06.94 - 06.00	ALT	- AC	5 PK 1000
				ALT	FROM: 09.97; + AC	5 PK 1090
				ALT	FROM: 09.97; MOD: Nato; + AC	5 PK 1090
				ALT	FROM: 11.95; MOD: Nato; - AC	5 PK 1000
				ALT	FROM: 11.95; UNTIL: 09.97; MOD: Nato; + AC	5 PK 1110
				ALT	UNTIL: 09.97; + AC	5 PK 1110
				PS		3 PK 763
				PS	FROM: 11.95; MOD: Nato	3 PK 763
				CAM		ZRK 1227
				CAM		KT 1106

RAV 4 I Cabrio (SXA1_)

2.0 16V 4WD						
1998 ccm	94 kW	3S-FE	12.97 - 06.00	ALT	- AC	5 PK 1000
				ALT	+ AC	5 PK 1090
				PS		3 PK 763
				CAM		ZRK 1227
				CAM		KT 1106

RAV 4 II (CLA2_, XA2_, ZCA2_, ACA2_)

1.8 VVTi						
1794 ccm	92 kW	1ZZ-FE	02.01 - 11.05	ALT	- AC	6 PK 1540
				ALT	+ AC	6 PK 1885
2.0 VVTi 4WD						
1998 ccm	110 kW	1AZ-FE	06.00 - 11.05	ALT	- AC	7 PK 1595
				ALT	+ AC	7 PK 1933
				ALT	MOD: Nato; - AC	7 PK 1595
				ALT	MOD: Nato; + AC	7 PK 1933
2.4 VVTi 4WD						
2362 ccm	112 kW	2AZ-FE	08.03 - 11.05	ALT	- AC	7 PK 1595
				ALT	+ AC	7 PK 1933
2.0 D-4D 4WD						
1995 ccm	85 kW	1CD-FTV	09.01 - 11.05	ALT		5 PK 886
				PS	- AC	5 PK 1125
				PS	+ AC	5 PK 1190
				CAM		ZRK 1447
				CAM		KT 1399
				CAM		KT 1511

RAV 4 III (ACA3_, ACE_, ALA3_, GSA3_, ZSA3_)

2.0 4WD						
1987 ccm	116 kW	3ZR-FAE	12.08 -	ALT	- AC	6 PK 913
				ALT	+ AC	6 PK 1230
2.0						
1987 ccm	116 kW	3ZR-FAE	12.08 -	ALT	- AC	6 PK 913
				ALT	+ AC	6 PK 1230
2.0 VVT-i 4WD						
1998 ccm	112 kW	1AZ-FE	03.06 -	ALT	FROM: 12.08	7 PK 1920
				ALT	UNTIL: 12.08; - AC	7 PK 1595
				ALT	UNTIL: 12.08; + AC	7 PK 1920
2.2 D-4D 4WD						
2231 ccm	100 kW	2AD-FTV	03.06 -	ALT	- AC	7 PK 1370
				ALT	+ AC	7 PK 1870
2.2 D-4D 4WD						
2231 ccm	110 kW	2AD-FHV;2AD-FTV	12.08 -	ALT	- AC	7 PK 1370
				ALT	+ AC	7 PK 1870
2.2 D-CAT 4WD						
2231 ccm	130 kW	2AD-FHV	03.06 -	ALT	- AC	7 PK 1370
				ALT	+ AC	7 PK 1870

STARLET (_P8_)

1.0 (EP80_)						
999 ccm	40 kW	1E	12.89 - 12.92	AC-C		4 PK 860



TOYOTA

STARLET (_P8_)

1.0 (EP80_)

999 ccm	40 kW	1E	12.89 - 12.92	ALT		4 PK 813
---------	-------	----	---------------	-----	--	----------

1.3 12V (EP81_)

1296 ccm	55 kW	2E;2E-E	12.89 - 12.92	AC-C		4 PK 860
				ALT		4 PK 813
				PS		4 PK 925

1.3 12V (EP81) KAT

1296 ccm	55 kW	2E-E	12.89 - 03.96	AC-C	FROM: 12.93	4 PK 870
				AC-C	UNTIL: 12.93	4 PK 860
				ALT		4 PK 813
				PS		4 PK 925
				CAM		ZRK 1006
				CAM		KT 1056

STARLET (EP91)

1.3

1332 ccm	55 kW	4E-FE	04.96 - 03.99	AC-C	- PS	4 PK 875
				ALT		4 PK 825
				PS	- AC	4 PK 920
				PS	+ AC	4 PK 1090
				CAM		ZRK 1007
				CAM		KT 1074

SUPRA (JZA80)

3.0 i Bi-Turbo

2997 ccm	243 kW	2JZ-GTE	05.93 - 08.02	ALT		6 PK 1940
				ALT	MOD: Nato	6 PK 1940

TERCEL Liftback

1.3

1332 ccm	65 kW	4E-FE	11.94 - 09.99	ALT		4 PK 825
				PS	- AC	4 PK 925
				PS	+ AC	4 PK 1080

1.5

1496 ccm	70 kW	5E-FE	11.94 - 09.99	AC-C	FROM: 08.96	4 PK 1080
				AC-C	UNTIL: 08.96	4 PK 1125
				ALT		4 PK 825
				PS	FROM: 08.96	4 PK 920
				PS	UNTIL: 08.96	4 PK 940

URBAN CRUISER (NSP1_, NLP1_, ZSP1_, NCP11_)

1.4 D-4D

1364 ccm	66 kW	1ND-TV	04.09 -	ALT	OE-NO.: 90916-02673; - AC	6 PK 925
				ALT	OE-NO.: 90916-02674; + AC	6 PK 1185

1.4 D-4D 4WD

1364 ccm	66 kW	1ND-TV	04.09 -	ALT	OE-NO.: 90916-02673; - AC	6 PK 925
				ALT	OE-NO.: 90916-02674; + AC	6 PK 1185

VERSO (_AUR2_, _ZGR2_)

1.6

1598 ccm	97 kW	1ZR-FAE	04.09 -	ALT	- AC	6 PK 913
				ALT	+ AC	6 PK 1230

1.8

1798 ccm	108 kW	2ZR-FAE	04.09 -	ALT	- AC	6 PK 913
				ALT	+ AC	6 PK 1230

2.0 D-4D

1998 ccm	93 kW	1AD-FTV	04.09 -	ALT	- AC	7 PK 1370
				ALT	+ AC	7 PK 1870

2.2 D-4D

2231 ccm	110 kW	2AD-FHV	04.09 -	ALT		7 PK 1870
----------	--------	---------	---------	-----	--	-----------

2.2 D-CAT

2231 ccm	130 kW	2AD-FHV	04.09 -	ALT		7 PK 1870
----------	--------	---------	---------	-----	--	-----------

YARIS (SCP1_, NLP1_, NCP1_)

1.0 16V

998 ccm	48 kW	1SZ-FE	03.03 - 09.05	ALT	- AC; - PS	6 PK 780
				ALT	+ AC	4 PK 1770
				ALT	+ PS; - AC	4 PK 1710



TOYOTA

YARIS (SCP1_, NLP1_, NCP1_)

1.0 16V

998 ccm	50 kW	1SZ-FE	04.99 - 09.05	ALT	- AC; - PS	6 PK 780
				ALT	+ AC	4 PK 1770
				ALT	+ PS; - AC	4 PK 1710

1.3 16V

1299 ccm	63 kW	2NZ-FE	11.99 - 09.05	ALT	- AC	4 PK 920
				ALT	+ AC	4 PK 1180
				PS		3 PK 850

1.3

1298 ccm	64 kW	2SZ-FE	04.02 - 09.05	ALT	- AC	6 PK 780
				ALT	+ AC	6 PK 1765

1.5 TS

1497 ccm	77 kW	1NZ-FE	01.03 - 09.05	ALT	- AC	4 PK 920
				ALT	FROM: 06.03; + AC	4 PK 1170
				ALT	UNTIL: 06.03; + AC	4 PK 1180
				PS		3 PK 850

1.5 VVT-i TS

1497 ccm	78 kW	1NZ-FE	04.01 - 09.05	ALT	- AC	4 PK 920
				ALT	+ AC	4 PK 1180
				PS		3 PK 850

1.4 D-4D

1364 ccm	55 kW	1ND-TV	12.01 - 09.05	ALT	- AC	5 PK 935
				ALT	+ AC	5 PK 1190
				PS		3 PK 850

YARIS VERSO (_NLP2_, _NCP2_)

1.3 (NCP22)

1299 ccm	62 kW	2NZ-FE	11.99 - 09.05	ALT	FROM: 04.03; - AC	4 PK 920
				ALT	FROM: 04.03; MOD: Van; - AC	4 PK 920
				ALT	FROM: 04.03; UNTIL: 06.03; + AC	4 PK 1180
				ALT	FROM: 04.03; UNTIL: 06.03; MOD: Van; + AC	4 PK 1180
				ALT	FROM: 06.03; + AC	6 PK 1175
				ALT	FROM: 06.03; MOD: Van; + AC	6 PK 1175
				PS	FROM: 04.03	3 PK 850
				PS	FROM: 04.03; MOD: Van	3 PK 850

1.3 (NCP22)

1299 ccm	63 kW	2NZ-FE	11.99 - 09.05	ALT	- AC	4 PK 920
				ALT	+ AC	4 PK 1180
				ALT	FROM: 03.00; MOD: Van; - AC	4 PK 920
				ALT	FROM: 03.00; MOD: Van; + AC	4 PK 1180
				PS		3 PK 850
				PS	FROM: 03.00; MOD: Van	3 PK 850

1.5 (NCP21)

1497 ccm	77 kW	1NZ-FE	05.03 - 09.05	ALT	- AC	4 PK 920
				ALT	+ AC	4 PK 1170
				ALT	UNTIL: 06.03; + AC	4 PK 1180

1.5 (NCP21)

1497 ccm	78 kW	1NZ-FE	03.00 - 09.05	ALT	- AC	4 PK 920
				ALT	+ AC	4 PK 1180
				ALT	MOD: Van; - AC	4 PK 920
				ALT	MOD: Van; + AC	4 PK 1180
				PS		3 PK 850
				PS	MOD: Van	3 PK 850

1.4 D-4D (NLP22)

1364 ccm	55 kW	1ND-TV	12.01 - 09.05	ALT	- AC	5 PK 935
				ALT	+ AC	5 PK 1190
				ALT	MOD: Van; - AC	5 PK 935
				ALT	MOD: Van; + AC	5 PK 1190
				PS		3 PK 850
				PS	MOD: Van	3 PK 850

YARIS (SCP9_, NSP9_, KSP9_, NCP9_, ZSP9_)

1.0 VVT-i

998 ccm	51 kW	1KR-FE	01.06 -	ALT	- AC	6 PK 870
				ALT	+ AC	6 PK 1210

1.3 VVT-i

1298 ccm	64 kW	2SZ-FE	01.06 -	ALT	- AC	6 PK 780
----------	-------	--------	---------	-----	------	----------



TOYOTA

YARIS (SCP9_, NSP9_, KSP9_, NCP9_, ZSP9_)

1.3 VVT-i

1298 ccm	64 kW	2SZ-FE	01.06 -	ALT	+ AC	6 PK 1760
----------	-------	--------	---------	-----	------	-----------

1.33 VVT-i

1329 ccm	74 kW	1NR-FE	03.09 -	ALT		6 PK 1400
----------	-------	--------	---------	-----	--	-----------

1.8 VVTi

1798 ccm	98 kW	2ZR-FE	01.07 -	ALT	+ AC	6 PK 913
----------	-------	--------	---------	-----	------	----------

1.4 D-4D

1364 ccm	66 kW	1ND-TV	01.06 -	ALT	- AC	6 PK 970
				ALT	+ AC	6 PK 1245

4 RUNNER (RN10_, VZN13_, VZN10_, RN13_)

2.7 i

2694 ccm	112 kW	3RZ-FE	11.95 - 03.96	AC-C		4 PK 913
				AC-C	MOD: Nato	4 PK 913
				ALT		5 PK 890
				ALT	MOD: Nato	5 PK 890
				PS		4 PK 1110
				PS	MOD: Nato	4 PK 1100

3.0 V6 (VZN 130)

2959 ccm	105 kW	3VZ-E	07.90 - 11.95	ALT		4 PK 1180
----------	--------	-------	---------------	-----	--	-----------

3.0

2959 ccm	112 kW	3VZ-E	01.90 - 08.92	ALT		4 PK 1180
----------	--------	-------	---------------	-----	--	-----------

3.4 i

3378 ccm	136 kW	5VZ-FE	11.95 - 03.96	AC-C		4 PK 870
				AC-C	MOD: Nato	4 PK 870
				ALT		4 PK 1050
				ALT	MOD: Nato	4 PK 1050
				PS		4 PK 1075
				PS	MOD: Nato	4 PK 1075

2.4 TD

2446 ccm	66 kW	2L-T	08.89 - 11.95	CAM		ZRK 1134
				CAM		KT 1107

VAUXHALL

AGILA Mk I (A)

1.0 12V

973 ccm	43 kW	Z 10 XE	09.00 - 08.05	ALT	- AC	5 PK 1230
				ALT	+ AC	5 PK 1355

1.0 12V

998 ccm	44 kW	Z 10 XEP	02.00 - 11.06	ALT	- AC	5 PK 1230
				ALT	+ AC	5 PK 1355

1.2 16V

1199 ccm	55 kW	Z 12 XE	09.00 - 03.08	ALT	- AC	5 PK 1230
				ALT	+ AC	5 PK 1355

1.2 16V Twinport

1229 ccm	59 kW	Z 12 XEP	07.04 - 11.06	ALT	- AC	5 PK 1230
				ALT	+ AC	5 PK 1355

AGILA Mk II (B)

1.0 12V

996 ccm	48 kW	K10B	01.08 -	ALT	FROM: 05.08; OE-NO.: 93196419	4 PK 763
---------	-------	------	---------	-----	-------------------------------	----------

1.2 i 16V

1242 ccm	63 kW	K12B	01.08 -	ALT	FROM: 05.08; OE-NO.: 93196419	4 PK 763
----------	-------	------	---------	-----	-------------------------------	----------

1.3 CDTi

1248 ccm	55 kW	D13A;Z 13 DTJ	01.08 -	ALT	FROM: 05.08; - AC	6 PK 1185
				ALT	FROM: 05.08; + AC	6 PK 1318

ANTARA (J26, H26)

2.4

2405 ccm	103 kW	Z 24 XED	08.06 -	ALT	+ AC; + PS	6 PK 1890
				W-P; CAM		KT 1384 W1

3.2 V6

3195 ccm	167 kW	10 HM;Z 32 SED	11.06 -	ALT		6 PK 2404
----------	--------	----------------	---------	-----	--	-----------

2.0 CDTi

1991 ccm	93 kW	Z 20 DM	08.06 -	ALT		6 PK 2065
----------	-------	---------	---------	-----	--	-----------



VAUXHALL

ANTARA (J26, H26)

2.0 CDTI

1991 ccm	110 kW	Z 20 DMH	08.06 -	ALT CAM		6 PK 2065 ZRK 1595
----------	--------	----------	---------	------------	--	-----------------------

ARENA Combi

1.9 D

1870 ccm	44 kW	F8Q 600;F8Q 606	03.98 - 08.01	ALT CAM CAM CAM	FROM: 09.98; UNTIL MTR-NO: C014196	6 PK 1138 ZRK 1195 KT 1131 KT 1343
----------	-------	-----------------	---------------	--------------------------	------------------------------------	---

2.5 D

2499 ccm	55 kW	S8U 758;S8U 780;S8U 782	03.98 - 08.01	CAM CAM		ZRK 1312 KT 1229
----------	-------	-------------------------	---------------	------------	--	---------------------

ARENA Van

1.9 D

1870 ccm	44 kW	F8Q 600;F8Q 606	03.98 - 08.01	ALT CAM CAM CAM	FROM: 09.98; UNTIL MTR-NO: C018102	6 PK 1138 ZRK 1195 KT 1131 KT 1343
----------	-------	-----------------	---------------	--------------------------	------------------------------------	---

2.5 D

2499 ccm	55 kW	S8U 758;S8U 780;S8U 782	03.98 - 08.01	CAM CAM		ZRK 1312 KT 1229
----------	-------	-------------------------	---------------	------------	--	---------------------

ASTRA Mk III (F)

1.4 i

1389 ccm	44 kW	C 14 NZ	04.92 - 09.98	ALT PS ALT ALT CAM CAM W-P; CAM	FROM VET-NO.: R5999999, R8999999;S2500015; - AC; - PS UNTIL VET-NO.: R5999999, R8999999;S2500015; - AC; - PS FROM: 09.95; + AC; + PS FROM: 09.95; + PS; - AC	AVX 10 x 925 AVX 10 x 913 6 PK 1800 6 PK 1460 ZRK 1292 KT 1002 KT 1002 W2
----------	-------	---------	---------------	---	---	---

1.4 i

1389 ccm	60 kW	C 14 SE	04.92 - 09.98	ALT PS ALT ALT CAM CAM W-P; CAM	FROM VET-NO.: R5999999, R8999999;S2500015; - AC; - PS UNTIL VET-NO.: R5999999, R8999999;S2500015; - AC; - PS + AC; + PS FROM: 09.92; + PS; - AC UNTIL: 08.92; + PS; - AC UNTIL MTR-NO: 14254439	AVX 10 x 925 AVX 10 x 913 6 PK 1800 6 PK 1460 5 PK 985 ZRK 1292 KT 1002 KT 1002 W2
----------	-------	---------	---------------	---	--	---

1.4 i 16V

1389 ccm	66 kW	X 14 XE	02.96 - 09.98	ALT ALT ALT CAM CAM CAM	- AC; - PS + AC + PS; - AC	6 PK 894 6 PK 1800 6 PK 1530 ZRK 1024 KT 1024 KT 1024 W1
----------	-------	---------	---------------	--	----------------------------------	---

1.6 i

1598 ccm	52 kW	X 16 SZ	08.94 - 07.96	ALT ALT ALT CAM CAM W-P; CAM	- AC; - PS + AC; + PS + PS; - AC	AVX 10 x 913 6 PK 1800 6 PK 1460 ZRK 1292 KT 1002 KT 1002 W2
----------	-------	---------	---------------	---	--	---

1.6 i

1598 ccm	55 kW	C 16 NZ;X 16 SZR	03.92 - 09.98	ALT ALT ALT CAM CAM W-P; CAM	- AC; - PS FROM: 09.96; MTR-CODE: X16SZR; - AC FROM: 09.96; MTR-CODE: X16SZR; + AC	AVX 10 x 913 6 PK 1460 6 PK 1800 ZRK 1292 KT 1002 KT 1002 W2
----------	-------	------------------	---------------	---	--	---

1.6 i

1598 ccm	74 kW	C 16 SE	05.92 - 12.94	ALT	- AC; - PS	AVX 10 x 913
----------	-------	---------	---------------	-----	------------	--------------



VAUXHALL

ASTRA Mk III (F)

1.6 i						
1598 ccm	74 kW	C 16 SE	05.92 - 12.94	ALT	+ AC; + PS	6 PK 1800
				ALT	FROM: 09.92; + PS; - AC	6 PK 1460
				ALT	UNTIL: 08.92; + PS; - AC	5 PK 985
				CAM		ZRK 1292
				CAM		KT 1002
				W-P; CAM		KT 1002 W2
1.6 i 16V						
1598 ccm	74 kW	X 16 XEL	08.94 - 09.98	ALT	- AC; - PS	6 PK 894
				ALT	+ AC	6 PK 1800
				ALT	+ PS; - AC	6 PK 1530
				CAM		ZRK 1024
				CAM		KT 1024
				CAM		KT 1024 W1
1.8 i						
1796 ccm	66 kW	C 18 NZ	03.92 - 09.98	ALT	- AC; - PS	AVX 10 x 925
				PS	UNTIL: 08.92	AVX 10 x 825
				ALT	+ AC; + PS	6 PK 1900
				ALT	FROM: 09.92; + PS; - AC	6 PK 1725
				CAM	FROM MTR-NO: 14142839	ZRK 1023
				CAM	UNTIL MTR-NO: 14142838	ZRK 1278
				CAM	FROM MTR-NO: 14142839	KT 1027
				W-P; CAM	FROM MTR-NO: 14142839	KT 1027 W1
1.8 i 16V						
1796 ccm	85 kW	C 18 XEL	01.94 - 12.96	ALT	- AC	6 PK 1725
				ALT	+ AC	6 PK 1900
				CAM		ZRK 1291
				CAM		KT 1030
				W-P; CAM		KT 1030 W1
1.8 i 16V						
1799 ccm	92 kW	C 18 XE	06.93 - 10.94	ALT	- AC	6 PK 1725
				ALT	+ AC	6 PK 1900
				CAM		ZRK 1291
				CAM		KT 1030
				W-P; CAM		KT 1030 W1
2.0 i						
1998 ccm	85 kW	C 20 NE	03.92 - 09.98	ALT	- AC; - PS	AVX 10 x 925
				PS	UNTIL: 08.92	AVX 10 x 785
				ALT	+ AC; + PS	6 PK 1900
				ALT	FROM: 09.92; + PS; - AC	6 PK 1725
				CAM		ZRK 1023
				CAM	FROM MTR-NO: 14608701	KT 1027
				W-P; CAM	FROM MTR-NO: 14608701	KT 1027 W1
2.0 i 16V						
1998 ccm	100 kW	X 20 XEV	02.95 - 09.98	ALT	- AC; - PS	AVX 10 x 925
				ALT	- AC	6 PK 1725
				ALT	+ AC	6 PK 1900
				CAM		ZRK 1291
				CAM		KT 1030
				W-P; CAM		KT 1030 W1
1.7 D						
1700 ccm	42 kW	17 D	03.92 - 09.92	ALT		AVX 10 x 925
				PS		AVX 10 x 813
				CAM	UNTIL MTR-NO: 14363650	ZRK 1015
				CAM	UNTIL MTR-NO: 14363650	KT 1023
				W-P; CAM	UNTIL MTR-NO: 14363650	KT 1023 W1
1.7 D						
1700 ccm	44 kW	17 DR	07.92 - 09.98	ALT		AVX 10 x 925
				PS		AVX 10 x 813
				CAM	FROM MTR-NO: [14/25] 363652	ZRK 1025
				CAM	UNTIL MTR-NO: [14/25] 363651	ZRK 1015
				CAM	MTR-TYP: Opel	KT 1077
				W-P; CAM	FROM MTR-NO: 14363652	KT 1077 W1
1.7 TD						
1700 ccm	50 kW	X 17 DTL	08.94 - 09.98	ALT		AVX 10 x 925
				PS		AVX 10 x 950
				CAM		ZRK 1025



VAUXHALL

ASTRA Mk III (F)

1.7 TD

1700 ccm	50 kW	X 17 DTL	08.94 - 09.98	CAM W-P; CAM	MTR-TYP: Opel	KT 1077 KT 1077 W1
----------	-------	----------	---------------	-----------------	---------------	-----------------------

1.7 TD

1686 ccm	60 kW	17 DT (TC4EE1)	12.91 - 09.98	ALT PS CAM CAM CAM	FROM MTR-NO: 855806; MTR-TYP: Isuzu UNTIL MTR-NO: 855805; MTR-TYP: Isuzu	AVX 10 x 925 AVX 10 x 950 ZRK 1280 KT 1427 KT 1425
----------	-------	----------------	---------------	--------------------------------	---	--

ASTRA Mk III (F) CC

1.4 i

1389 ccm	44 kW	C 14 NZ	09.91 - 02.98	ALT ALT ALT ALT ALT CAM CAM W-P; CAM	FROM CHA-NO.: R8999999;S2500015, R5999999, UNTIL CHA-NO.: R8999999;S2500015, R5999999, + AC; + PS FROM: 09.92; + PS; - AC UNTIL: 08.92; + PS; - AC FROM MTR-NO: 19311739	AVX 10 x 925 AVX 10 x 913 6 PK 1800 6 PK 1460 5 PK 985 ZRK 1292 KT 1002 KT 1002 W2
----------	-------	---------	---------------	---	---	---

1.4 S

1389 ccm	55 kW	14 NV	09.91 - 02.98	ALT CAM CAM CAM CAM	FROM MTR-NO: 02J22350;19307806 UNTIL MTR-NO: 02J22349;19307805 FROM MTR-NO: 02J22350;19307806 FROM MTR-NO: 02J22350;19307806	AVX 10 x 875 ZRK 1292 ZRK 1016 KT 1002 KT 1002 W2
----------	-------	-------	---------------	---------------------------------	---	---

1.4 i

1389 ccm	60 kW	C 14 SE	03.92 - 02.98	ALT ALT ALT ALT CAM CAM W-P; CAM	FROM CHA-NO.: R8999999;S2500015, R5999999 UNTIL CHA-NO.: R8999999;S2500015, R5999999 FROM: 09.92; + AC; + PS FROM: 09.92; + PS; - AC UNTIL MTR-NO: 14254439	AVX 10 x 925 AVX 10 x 913 6 PK 1800 6 PK 1460 ZRK 1292 KT 1002 KT 1002 W2
----------	-------	---------	---------------	--	---	---

1.4 i 16V

1389 ccm	66 kW	X 14 XE	02.96 - 02.98	ALT ALT ALT CAM CAM CAM	FROM: 09.96; - AC; - PS FROM: 09.96; + AC FROM: 09.96; + PS; - AC	6 PK 894 6 PK 1800 6 PK 1530 ZRK 1024 KT 1024 KT 1024 W1
----------	-------	---------	---------------	--	---	---

1.6 i

1598 ccm	52 kW	X 16 SZ	07.94 - 02.98	ALT ALT ALT ALT CAM CAM W-P; CAM	FROM CHA-NO.: R8999999;S2500015, R5999999 UNTIL CHA-NO.: R8999999;S2500015, R5999999 + AC; + PS + PS; - AC	AVX 10 x 925 AVX 10 x 913 6 PK 1800 6 PK 1460 ZRK 1292 KT 1002 KT 1002 W2
----------	-------	---------	---------------	--	---	---

1.6 i

1598 ccm	55 kW	C 16 NZ;E 16 NZ	09.91 - 02.98	ALT ALT ALT ALT ALT ALT CAM CAM W-P; CAM	FROM CHA-NO.: R8999999;S2500015, R5999999 UNTIL CHA-NO.: R8999999;S2500015, R5999999 FROM: 09.95; MTR-CODE: 16NZR; + AC; + PS FROM: 09.95; MTR-CODE: 16NZR; + PS; - AC FROM: 09.95; MTR-CODE: X16SZR; - AC FROM: 09.95; MTR-CODE: X16SZR; + AC FROM MTR-NO: 02122350	AVX 10 x 925 AVX 10 x 913 6 PK 1800 6 PK 1460 6 PK 1460 6 PK 1800 ZRK 1292 KT 1002 KT 1002 W2
----------	-------	-----------------	---------------	--	--	---

1.6 i

1598 ccm	74 kW	C 16 SE	03.92 - 02.98	ALT ALT ALT ALT ALT CAM CAM	FROM CHA-NO.: R8999999;S2500015, R5999999 UNTIL CHA-NO.: R8999999;S2500015, R5999999, FROM: 09.94; - AC; - PS FROM: 09.94; + AC FROM: 09.94; + PS; - AC	AVX 10 x 925 AVX 10 x 913 6 PK 894 6 PK 1800 6 PK 1530 ZRK 1292 KT 1002
----------	-------	---------	---------------	---	---	---



VAUXHALL

ASTRA Mk III (F) CC

1.6 i

1598 ccm	74 kW	C 16 SE	03.92 - 02.98	W-P; CAM		KT 1002 W2
----------	-------	---------	---------------	----------	--	------------

1.6 i 16V

1598 ccm	74 kW	X 16 XEL	01.94 - 02.98	ALT	FROM CHA-NO.: R8999999;S2500015, R5999999	AVX 10 x 925
				ALT	UNTIL CHA-NO.: R8999999;S2500015, R5999999,	AVX 10 x 913
				ALT	FROM: 09.94; - AC; - PS	6 PK 894
				ALT	FROM: 09.94; + AC	6 PK 1800
				ALT	FROM: 09.94; + PS; - AC	6 PK 1530
				CAM		ZRK 1024
				CAM		KT 1024
				CAM		KT 1024 W1

1.8 i

1796 ccm	66 kW	C 18 NZ	09.91 - 02.98	ALT	UNTIL: 08.92	AVX 10 x 925
				PS	UNTIL: 08.92	AVX 10 x 800
				ALT	FROM: 05.92; + AC; + PS	6 PK 1900
				ALT	FROM: 09.92; + PS; - AC	6 PK 1725
				CAM	FROM: 01.93; FROM MTR-NO: [14/25] 254439	ZRK 1023
				CAM	UNTIL: 12.92; UNTIL MTR-NO: [14/25] 254438	ZRK 1278
				CAM	FROM MTR-NO: 14142839	KT 1027
				W-P; CAM	FROM MTR-NO: 14142839	KT 1027 W1

1.8 i 16V

1796 ccm	85 kW	C 18 XEL	09.94 - 02.98	ALT	- AC	6 PK 1725
				ALT	+ AC	6 PK 1900
				CAM		ZRK 1291
				CAM		KT 1030
				W-P; CAM		KT 1030 W1

1.8 i 16V

1796 ccm	92 kW	C 18 XE	09.94 - 02.98	ALT		AVX 10 x 888
				PS		AVX 10 x 800
				ALT	- AC	6 PK 1725
				ALT	+ AC	6 PK 1900
				CAM		ZRK 1291
				CAM		KT 1030
				W-P; CAM		KT 1030 W1

2.0 i

1998 ccm	85 kW	C 20 NE	09.91 - 02.98	ALT	UNTIL: 08.92	AVX 10 x 925
				ALT; PS	UNTIL: 08.92	AVX 10 x 925
				PS	UNTIL: 08.92	AVX 10 x 785
				ALT	+ AC; + PS	6 PK 1900
				ALT	FROM: 09.92; + PS; - AC	6 PK 1725
				CAM	FROM: 01.93; FROM MTR-NO: [14/25] 608701	ZRK 1023
				CAM	UNTIL: 12.92; UNTIL MTR-NO: [14/25] 608700	ZRK 1278
				CAM	FROM MTR-NO: 14608701	KT 1027
				W-P; CAM	FROM MTR-NO: 14608701	KT 1027 W1

2.0 i 16V

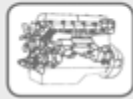
1998 ccm	100 kW	X 20 XEV	01.94 - 02.98	ALT	- AC; - PS	AVX 10 x 925
				ALT	FROM: 09.96; - AC	6 PK 1725
				ALT	FROM: 09.96; + AC	6 PK 1900
				CAM		ZRK 1291
				CAM		KT 1030
				W-P; CAM		KT 1030 W1

2.0 i 16V

1998 ccm	110 kW	C 20 XE	09.91 - 02.98	ALT	UNTIL: 08.92	AVX 10 x 925
				PS	UNTIL: 08.92	AVX 10 x 785
				ALT	+ AC	6 PK 1900
				ALT	FROM: 09.92; - AC	6 PK 1725
				CAM	FROM: 01.93; FROM MTR-NO: [14/25] 142839	ZRK 1025
				CAM	UNTIL: 12.92; UNTIL MTR-NO: [14/25] 142838	ZRK 1011
				CAM	FROM MTR-NO: 14142839	KT 1025
				CAM	UNTIL MTR-NO: 14142838	KT 1159
				W-P; CAM	FROM MTR-NO: 14142839	KT 1025 W1

1.7 D

1699 ccm	42 kW	17 D	12.91 - 02.98	ALT		AVX 10 x 925
				PS		AVX 10 x 813
				CAM	FROM: 01.93; FROM MTR-NO: 14363652	ZRK 1025
				CAM	UNTIL: 12.92; UNTIL MTR-NO: 14363651	ZRK 1015
				CAM	UNTIL MTR-NO: 14363651; MTR-TYP: Opel	KT 1023



VAUXHALL

ASTRA Mk III (F) CC

1.7 D

1699 ccm 42 kW 17 D 12.91 - 02.98 W-P; CAM UNTIL MTR-NO: 14363650 **KT 1023 W1**

1.7 D

1699 ccm 44 kW 17 DR 09.91 - 12.94 ALT **AVX 10 x 925**
PS **AVX 10 x 813**
CAM FROM MTR-NO: [14/25] 363652 **ZRK 1025**
CAM UNTIL MTR-NO: [14/25] 363651 **ZRK 1015**
CAM MTR-TYP: Opel **KT 1077**
W-P; CAM FROM MTR-NO: 14363652 **KT 1077 W1**

1.7 TD

1700 ccm 50 kW X 17 DTL 08.94 - 02.98 ALT **AVX 10 x 925**
PS **AVX 10 x 950**
CAM **ZRK 1025**
CAM MTR-TYP: Opel **KT 1077**
W-P; CAM **KT 1077 W1**

1.7 TD

1686 ccm 60 kW 17 DT (TC4EE1) 12.91 - 02.98 PS **AVX 10 x 950**
CAM **ZRK 1280**
CAM FROM MTR-NO: 855806; MTR-TYP: Isuzu **KT 1427**
CAM UNTIL MTR-NO: 855805; MTR-TYP: Isuzu **KT 1425**

ASTRA Mk III (F) Estate

1.4 i

1389 ccm 44 kW C 14 NZ 09.91 - 02.98 ALT **AVX 10 x 925**
ALT **AVX 10 x 913**
ALT + AC; + PS **6 PK 1800**
ALT FROM: 09.92; + PS; - AC **6 PK 1460**
ALT UNTIL: 08.92; + PS; - AC **5 PK 985**
CAM **ZRK 1292**
CAM **KT 1002**
W-P; CAM FROM MTR-NO: 19311739 **KT 1002 W2**

1.4 S

1389 ccm 55 kW 14 NV 09.91 - 02.98 ALT **AVX 10 x 875**
CAM FROM MTR-NO: 02J22350;19307806 **ZRK 1292**
CAM UNTIL MTR-NO: 02J22349;19307805 **ZRK 1016**
CAM FROM MTR-NO: 02J22350;19307806 **KT 1002**
CAM FROM MTR-NO: 02J22350;19307806 **KT 1002 W2**

1.4 i

1389 ccm 60 kW C 14 SE 03.91 - 02.98 ALT **AVX 10 x 925**
ALT **AVX 10 x 913**
ALT FROM: 09.91; + AC; + PS **6 PK 1800**
ALT FROM: 09.91; UNTIL: 08.92; + PS; - AC **5 PK 985**
ALT FROM: 09.92; + PS; - AC **6 PK 1460**
CAM **ZRK 1292**
CAM **KT 1002**
W-P; CAM UNTIL MTR-NO: 14254439 **KT 1002 W2**

1.4 i 16V

1389 ccm 66 kW X 14 XE 02.96 - 01.98 ALT **6 PK 894**
ALT FROM: 09.96; - AC; - PS **6 PK 1800**
ALT FROM: 09.96; + AC **6 PK 1530**
ALT FROM: 09.96; + PS; - AC **ZRK 1024**
CAM **KT 1024**
CAM **KT 1024 W1**

1.6 i

1598 ccm 52 kW X 16 SZ 07.94 - 02.98 ALT **AVX 10 x 925**
ALT **AVX 10 x 913**
ALT FROM: 09.95; + AC; + PS **6 PK 1800**
ALT FROM: 09.95; + PS; - AC **6 PK 1460**
CAM **ZRK 1292**
CAM **KT 1002**
W-P; CAM **KT 1002 W2**

1.6 i

1598 ccm 55 kW C 16 NZ;E 16 NZ 09.91 - 02.98 ALT **AVX 10 x 925**
ALT **AVX 10 x 913**
ALT FROM: 09.96; MTR-CODE: X16SZR; - AC **6 PK 1460**
ALT FROM: 09.96; MTR-CODE: X16SZR; + AC **6 PK 1800**
CAM **ZRK 1292**



VAUXHALL

ASTRA Mk III (F) Estate

1.6 i						
1598 ccm	55 kW	C 16 NZ;E 16 NZ	09.91 - 02.98	CAM W-P; CAM	FROM MTR-NO: 02122350	KT 1002 KT 1002 W2
1.6 Si						
1598 ccm	74 kW	C 16 SE	03.91 - 12.94	ALT PS ALT ALT ALT CAM CAM W-P; CAM	FROM: 09.91; + AC; + PS FROM: 09.91; UNTIL: 08.92; + PS; - AC FROM: 09.92; + PS; - AC	AVX 10 x 925 AVX 10 x 913 6 PK 1800 5 PK 985 6 PK 1460 ZRK 1292 KT 1002 KT 1002 W2
1.6 i 16V						
1598 ccm	74 kW	X 16 XEL	01.94 - 02.98	ALT ALT ALT CAM CAM CAM	FROM: 09.94; - AC; - PS FROM: 09.94; + AC FROM: 09.94; + PS; - AC	6 PK 894 6 PK 1800 6 PK 1530 ZRK 1024 KT 1024 KT 1024 W1
1.8 i						
1796 ccm	66 kW	C 18 NZ	09.91 - 02.98	ALT PS ALT ALT CAM CAM CAM W-P; CAM	UNTIL: 08.92 UNTIL: 08.92 FROM: 05.92; + AC; + PS FROM: 09.92; + PS; - AC FROM: 01.93; FROM MTR-NO: [14/25] 254439 UNTIL: 12.92; UNTIL MTR-NO: [14/25] 254438 FROM MTR-NO: 14142839 FROM MTR-NO: 14142839	AVX 10 x 925 AVX 10 x 800 6 PK 1900 6 PK 1725 ZRK 1023 ZRK 1278 KT 1027 KT 1027 W1
1.8 i 16V						
1796 ccm	85 kW	C 18 XEL;X 18 XE	09.94 - 02.98	ALT ALT CAM CAM W-P; CAM	- AC + AC	6 PK 1725 6 PK 1900 ZRK 1291 KT 1030 KT 1030 W1
1.8 i 16V						
1796 ccm	92 kW	C 18 XE	09.94 - 02.98	ALT ALT CAM CAM W-P; CAM	- AC + AC	6 PK 1725 6 PK 1900 ZRK 1291 KT 1030 KT 1030 W1
2.0 i						
1998 ccm	85 kW	C 20 NE	09.91 - 02.98	ALT; PS PS ALT ALT CAM CAM CAM W-P; CAM	UNTIL: 08.92 UNTIL: 08.92 + AC; + PS FROM: 09.92; + PS; - AC FROM: 01.93; FROM MTR-NO: [14/25] 608701 UNTIL: 12.92; UNTIL MTR-NO: [14/25] 608700 FROM MTR-NO: 14608701 FROM MTR-NO: 14608701	AVX 10 x 925 AVX 10 x 785 6 PK 1900 6 PK 1725 ZRK 1023 ZRK 1278 KT 1027 KT 1027 W1
2.0 i 16V						
1998 ccm	100 kW	X 20 XEV	01.94 - 02.98	ALT ALT ALT CAM CAM W-P; CAM	- AC; - PS FROM: 09.95; - AC FROM: 09.95; + AC	AVX 10 x 925 6 PK 1725 6 PK 1900 ZRK 1291 KT 1030 KT 1030 W1
1.7 D						
1699 ccm	42 kW	17 D	12.91 - 02.98	ALT PS CAM CAM CAM W-P; CAM	FROM: 01.93; FROM MTR-NO: 14363652 UNTIL: 12.92; UNTIL MTR-NO: 14363651 UNTIL MTR-NO: 14363651; MTR-TYP: Opel UNTIL MTR-NO: 14363650; MTR-TYP: OPEL	AVX 10 x 925 AVX 10 x 813 ZRK 1025 ZRK 1015 KT 1023 KT 1023 W1
1.7 D						
1699 ccm	44 kW	17 DR	03.91 - 12.94	ALT PS CAM	FROM MTR-NO: [14/25] 363652	AVX 10 x 925 AVX 10 x 813 ZRK 1025



VAUXHALL

ASTRA Mk III (F) Estate

1.7 D

1699 ccm	44 kW	17 DR	03.91 - 12.94	CAM CAM W-P; CAM	UNTIL MTR-NO: [14/25] 363651 MTR-TYP: Opel FROM MTR-NO: 14363652	ZRK 1015 KT 1077 KT 1077 W1
----------	-------	-------	---------------	------------------------	--	-----------------------------------

1.7 TD

1686 ccm	60 kW	17 DT (TC4EE1)	12.91 - 02.98	PS CAM CAM CAM	FROM: 01.92 FROM MTR-NO: 855806; MTR-TYP: Isuzu UNTIL MTR-NO: 855805; MTR-TYP: Isuzu	AVX 10 x 950 ZRK 1280 KT 1427 KT 1425
----------	-------	----------------	---------------	-------------------------	--	--

1.7 TD

1700 ccm	50 kW	X 17 DTL	01.94 - 02.98	ALT PS CAM CAM W-P; CAM	MTR-TYP: Opel	AVX 10 x 925 AVX 10 x 950 ZRK 1025 KT 1077 KT 1077 W1
----------	-------	----------	---------------	-------------------------------------	---------------	---

ASTRA Mk III (F) Convertible

1.4 i

1389 ccm	60 kW	C 14 SE	05.93 - 03.01	ALT ALT CAM CAM W-P; CAM	FROM VET-NO.: R5999999, R8999999;S2500015; - AC; - PS UNTIL VET-NO.: R5999999, R8999999;S2500015; - AC; - PS UNTIL MTR-NO: 14254439	AVX 10 x 925 AVX 10 x 913 ZRK 1292 KT 1002 KT 1002 W2
----------	-------	---------	---------------	--------------------------------------	---	---

1.4 i 16V

1389 ccm	66 kW	X 14 XE	01.96 - 03.01	CAM CAM CAM		ZRK 1024 KT 1024 KT 1024 W1
----------	-------	---------	---------------	-------------------	--	-----------------------------------

1.6 i

1598 ccm	52 kW	X 16 SZ	03.93 - 08.96	ALT ALT ALT CAM CAM W-P; CAM	- AC; - PS FROM: 09.94; + AC; + PS FROM: 09.94; + PS; - AC	AVX 10 x 913 6 PK 1800 6 PK 1460 ZRK 1292 KT 1002 KT 1002 W2
----------	-------	---------	---------------	---	--	---

1.6 i

1598 ccm	55 kW	X 16 SZR	01.96 - 03.01	ALT ALT ALT ALT CAM CAM W-P; CAM	FROM: 09.96; - AC FROM: 09.96; + AC FROM: 09.98; - AC FROM: 09.98; + AC	6 PK 1460 6 PK 1800 5 PK 940 5 PK 1210 ZRK 1292 KT 1002 KT 1002 W2
----------	-------	----------	---------------	--	--	--

1.6

1598 ccm	74 kW	C 16 SE	03.94 - 08.95	ALT ALT	+ AC; + PS + PS; - AC	6 PK 1800 6 PK 1460
----------	-------	---------	---------------	------------	--------------------------	------------------------

1.8 16V

1799 ccm	85 kW	C 18 XEL;X 18 XE	11.94 - 03.01	ALT ALT ALT ALT CAM CAM W-P; CAM	- AC; - PS FROM: 02.98; MTR-CODE: X18XEL; - AC FROM: 02.98; MTR-CODE: X18XEL; + AC MTR-CODE: C18XEL;X18XEL; - AC MTR-CODE: C18XEL;X18XEL; + AC	AVX 10 x 925 6 PK 1725 6 PK 1900 6 PK 1725 6 PK 1900 ZRK 1291 KT 1030 KT 1030 W1
----------	-------	------------------	---------------	--	--	---

2.0 i

1998 ccm	85 kW	C 20 NE	03.93 - 10.94	ALT ALT ALT CAM CAM W-P; CAM	- AC; - PS FROM: 10.93; + AC; + PS FROM: 10.93; + PS; - AC FROM MTR-NO: 14608701 FROM MTR-NO: 14608701	AVX 10 x 925 6 PK 1900 6 PK 1725 ZRK 1023 KT 1027 KT 1027 W1
----------	-------	---------	---------------	---	--	---

ASTRAVAN Mk III (F)

1.4 i

1389 ccm	44 kW	C 14 NZ	01.91 - 10.94	ALT ALT	FROM: 09.91; + AC; + PS FROM: 09.91; UNTIL: 08.92; + PS; - AC	6 PK 1800 5 PK 985
----------	-------	---------	---------------	------------	--	-----------------------



VAUXHALL

ASTRAVAN Mk III (F)

1.4 i

1389 ccm	44 kW	C 14 NZ	01.91 - 10.94	ALT	FROM: 09.92; + PS; - AC	6 PK 1460
				CAM		ZRK 1292
				CAM		KT 1002
				W-P; CAM		KT 1002 W2

1.6 i

1598 ccm	52 kW	X 16 SZ	02.94 - 10.96	ALT	FROM: 09.94; + AC; + PS	6 PK 1800
				ALT	FROM: 09.94; + PS; - AC	6 PK 1460
				CAM		ZRK 1292
				CAM		KT 1002
				W-P; CAM		KT 1002 W2

1.6 i

1598 ccm	55 kW	C 16 NZ	01.91 - 08.98	ALT	FROM: 09.94; MTR-CODE: C16NZ; + AC; + PS	6 PK 1800
				ALT	FROM: 09.94; MTR-CODE: C16NZ; + PS; - AC	6 PK 1460
				ALT	FROM: 09.94; MTR-CODE: X16SZR; - AC	6 PK 1460
				ALT	FROM: 09.94; MTR-CODE: X16SZR; + AC	6 PK 1800
				CAM		ZRK 1292
				CAM		KT 1002
				W-P; CAM		KT 1002 W2

1.7 D

1699 ccm	44 kW	17 DR	01.91 - 08.94	CAM	FROM MTR-NO: [14/25] 363652	ZRK 1025
				CAM	UNTIL MTR-NO: [14/25] 363651	ZRK 1015
				CAM	MTR-TYP: Opel	KT 1077
				W-P; CAM	FROM MTR-NO: 14363652	KT 1077 W1

1.7 TD

1700 ccm	50 kW	X 17 DTL	01.94 - 08.98	CAM		ZRK 1025
				CAM	MTR-TYP: Opel	KT 1077
				W-P; CAM		KT 1077 W1

ASTRA Mk IV (G) Sedan

1.4 16V

1389 ccm	66 kW	X 14 XE;Z 14 XE	09.98 - 05.05	ALT	FROM: 09.00; - AC	5 PK 940
				ALT	FROM: 09.00; + AC	5 PK 1210
				CAM		ZRK 1026
				CAM	FROM MTR-NO: 02HL5118;20041691	KT 1207
				CAM	UNTIL MTR-NO: 02HL5117;20041690	KT 1329
				CAM	FROM MTR-NO: 02HL5118;20041691; UNTIL MTR-NO: 02MV7224;20U75998	KT 1207 W3
				CAM	FROM MTR-NO: 02MV7225;20U75999	KT 1207 W1

1.6

1598 ccm	55 kW	X 16 SZR	09.98 - 09.00	ALT	- AC	5 PK 940
				ALT	+ AC	5 PK 1210
				CAM		ZRK 1292
				CAM		KT 1002
				W-P; CAM		KT 1002 W2

1.6

1598 ccm	62 kW	Z 16 SE	09.00 - 05.05	ALT	- AC	5 PK 940
				ALT	+ AC	5 PK 1210
				CAM		ZRK 1292
				CAM		KT 1002
				W-P; CAM	FROM MTR-NO: 02MZ5254;20U75999	KT 1002 W1
				W-P; CAM	UNTIL MTR-NO: 02MZ5253;20U75998	KT 1002 W2

1.6 Dualfuel

1598 ccm	63 kW	Z 16 XE	09.02 - 05.05	ALT	- AC	5 PK 940
				ALT	+ AC	5 PK 1210
				CAM		ZRK 1026
				CAM	FROM MTR-NO: 02HL5118;20041691	KT 1207
				CAM	UNTIL MTR-NO: 02HL5117;20041690	KT 1329
				CAM	FROM MTR-NO: 02HL5118;20041691; UNTIL MTR-NO: 02MV7224;20U75998	KT 1207 W3
				CAM	FROM MTR-NO: 02MV7225;20U75999	KT 1207 W1

1.6 16V

1598 ccm	74 kW	C 16 SEL;X 16 XEL;Z 16 XE;Z 16 XEP	09.98 - 05.05	ALT	FROM: 09.00; - AC	5 PK 940
				ALT	FROM: 09.00; + AC	5 PK 1210
				CAM		ZRK 1026
				CAM	FROM MTR-NO: 02HL5118;20041691	KT 1207
				CAM	UNTIL MTR-NO: 02HL5117;20041690	KT 1329



VAUXHALL

ASTRA Mk IV (G) Sedan

1.6 16V

1598 ccm	74 kW	C 16 SEL;X 16 XEL;Z 16 XE;Z 16 XEP	09.98 - 05.05	CAM	FROM MTR-NO: 02HL5118;20041691; UNTIL MTR-NO: 02MV7224;20U75998	KT 1207 W3
				CAM	FROM MTR-NO: 02MV7225;20U75999	KT 1207 W1

1.8 16V

1796 ccm	85 kW	X 18 XE1	02.98 - 07.04	ALT	- AC	5 PK 940
				ALT	+ AC	5 PK 1210
				CAM		ZRK 1026
				CAM	FROM MTR-NO: 02HL5118;20041691	KT 1207
				CAM	UNTIL MTR-NO: 02HL5117;20041690	KT 1329
				CAM	FROM MTR-NO: 02HL5118;20041691	KT 1207 W2

1.8 16V Dualfuel

1796 ccm	87 kW	Z 18 XE	02.98 - 07.04	ALT	- AC	5 PK 940
				ALT	+ AC	5 PK 1210
				CAM		ZRK 1026
				CAM	FROM MTR-NO: 02HL5118;20041691	KT 1207
				CAM	UNTIL MTR-NO: 02HL5117;20041690	KT 1329
				CAM	FROM MTR-NO: 02HL5118;20041691	KT 1207 W2

1.8 16V

1796 ccm	92 kW	Z 18 XE	02.98 - 07.04	ALT	- AC	5 PK 940
				ALT	+ AC	5 PK 1210
				CAM		ZRK 1026
				CAM	FROM MTR-NO: 02HL5118;20041691	KT 1207
				CAM	UNTIL MTR-NO: 02HL5117;20041690	KT 1329
				CAM	FROM MTR-NO: 02HL5118;20041691	KT 1207 W2

2.0 16V

1998 ccm	100 kW	X 20 XEV	09.98 - 05.05	ALT	- AC	5 PK 940
				ALT	+ AC	5 PK 1680
				CAM		ZRK 1330
				CAM		KT 1323

1.7 DTI 16V

1686 ccm	55 kW	Y 17 DT	02.00 - 05.05	ALT	FROM: 09.00; - AC	6 PK 1250
				ALT	FROM: 09.00; + AC	6 PK 1590
				CAM		ZRK 1081

1.7 CDTI 16V

1686 ccm	59 kW	Z 17 DTL	04.03 - 05.05	ALT	- AC	6 PK 1275
				ALT	+ AC	6 PK 1605
				CAM		ZRK 1440
				CAM		KT 1443

1.7 TD

1700 ccm	50 kW	X 17 DTL	09.98 - 08.00	ALT		AVX 10 x 925
				AC-C		4 PK 884
				CAM		ZRK 1025
				CAM	MTR-TYP: Opel	KT 1077
				W-P; CAM		KT 1077 W1

2.0 DI

1995 ccm	60 kW	X 20 DTL;Y 20 DTL	02.98 - 07.04	ALT	FROM: 09.00; - AC	6 PK 1800
				ALT	FROM: 09.00; + AC	6 PK 1870

2.0 DTI 16V

1995 ccm	74 kW	X 20 DTH;Y 20 DTH	02.98 - 07.04	ALT	- AC	6 PK 1800
				ALT	+ AC	6 PK 1870

ASTRA Mk IV (G) CC

1.4 16V

1389 ccm	66 kW	X 14 XE;Z 14 XE	02.98 - 05.05	ALT	- AC	5 PK 940
				ALT	+ AC	5 PK 1210
				CAM		ZRK 1026
				CAM	FROM MTR-NO: 02HL5118;20041691	KT 1207
				CAM	UNTIL MTR-NO: 02HL5117;20041690	KT 1329
				CAM	FROM MTR-NO: 02HL5118;20041691; UNTIL MTR-NO: 02MV7224;20U75998	KT 1207 W3
				CAM	FROM MTR-NO: 02MV7225;20U75999	KT 1207 W1

1.6

1598 ccm	55 kW	X 16 SZR	02.98 - 09.00	ALT	- AC	5 PK 940
				ALT	+ AC	5 PK 1210
				CAM		ZRK 1292
				CAM		KT 1002



VAUXHALL

ASTRA Mk IV (G) CC

1.6						
1598 ccm	55 kW	X 16 SZR	02.98 - 09.00	W-P; CAM		KT 1002 W2
1.6						
1598 ccm	62 kW	Z 16 SE	09.00 - 05.05	ALT	- AC	5 PK 940
				ALT	+ AC	5 PK 1210
				CAM		ZRK 1292
				CAM		KT 1002
				W-P; CAM	FROM MTR-NO: 02MZ5254;20U75999	KT 1002 W1
				W-P; CAM	UNTIL MTR-NO: 02MZ5253;20U75998	KT 1002 W2
1.6 Dualfuel						
1598 ccm	63 kW	Z 16 XE	09.02 - 05.05	ALT	- AC	5 PK 940
				ALT	+ AC	5 PK 1210
				CAM		ZRK 1026
				CAM	FROM MTR-NO: 02HL5118;20041691	KT 1207
				CAM	UNTIL MTR-NO: 02HL5117;20041690	KT 1329
				CAM	FROM MTR-NO: 02HL5118;20041691; UNTIL MTR-NO: 02MV7224;20U75998	KT 1207 W3
				CAM	FROM MTR-NO: 02MV7225;20U75999	KT 1207 W1
1.6 16V						
1598 ccm	74 kW	X 16 XEL;Z 16 XE	02.98 - 05.05	ALT	- AC	5 PK 940
				ALT	+ AC	5 PK 1210
				CAM		ZRK 1026
				CAM	FROM MTR-NO: 02HL5118;20041691	KT 1207
				CAM	UNTIL MTR-NO: 02HL5117;20041690	KT 1329
				CAM	FROM MTR-NO: 02HL5118;20041691; UNTIL MTR-NO: 02MV7224;20U75998	KT 1207 W3
				CAM	FROM MTR-NO: 02MV7225;20U75999	KT 1207 W1
1.8 16V						
1796 ccm	85 kW	X 18 XE1	02.98 - 09.00	ALT	- AC	5 PK 940
				ALT	+ AC	5 PK 1210
				CAM		ZRK 1026
				CAM	FROM MTR-NO: 02HL5118;20041691	KT 1207
				CAM	UNTIL MTR-NO: 02HL5117;20041690	KT 1329
				CAM	FROM MTR-NO: 02HL5118;20041691	KT 1207 W2
1.8 16V Dualfuel						
1796 ccm	87 kW	Z 18 XE	09.02 - 05.05	ALT	- AC	5 PK 940
				ALT	+ AC	5 PK 1210
				CAM		ZRK 1026
				CAM	FROM MTR-NO: 02HL5118;20041691	KT 1207
				CAM	UNTIL MTR-NO: 02HL5117;20041690	KT 1329
				CAM	FROM MTR-NO: 02HL5118;20041691	KT 1207 W2
1.8 16V						
1796 ccm	92 kW	Z 18 XE	09.00 - 05.05	ALT	- AC	5 PK 940
				ALT	+ AC	5 PK 1210
				CAM		ZRK 1026
				CAM	FROM MTR-NO: 02HL5118;20041691	KT 1207
				CAM	UNTIL MTR-NO: 02HL5117;20041690	KT 1329
				CAM	FROM MTR-NO: 02HL5118;20041691	KT 1207 W2
2.0						
1998 ccm	118 kW	X 20 XER	10.99 - 08.00	ALT	- AC	5 PK 940
				ALT	+ AC	5 PK 1680
2.0 16V						
1998 ccm	100 kW	X 20 XEV	02.98 - 05.05	ALT	FROM: 08.99; - AC	5 PK 940
				ALT	FROM: 08.99; + AC	5 PK 1680
				CAM		ZRK 1330
				CAM		KT 1323
2.0 SRI Turbo						
1998 ccm	141 kW	Z 20 LET	07.02 - 05.05	ALT		5 PK 1680
				CAM		ZRK 1330
				CAM	UNTIL: 12.03	KT 1385
2.2 16V						
2198 ccm	108 kW	Z 22 SE	03.01 - 05.05	ALT	- AC	5 PK 880
				ALT	+ AC	5 PK 1030
1.7 DTI 16V						
1686 ccm	55 kW	Y 17 DT	02.00 - 05.05	ALT	FROM: 09.00; - AC	6 PK 1250
				ALT	FROM: 09.00; + AC	6 PK 1590
				CAM		ZRK 1081



VAUXHALL

ASTRA Mk IV (G) CC

1.7 DTI 16V

1686 ccm 55 kW Y 17 DT 02.00 - 05.05 CAM FROM MTR-NO: 328705; AU **KT 1465**

1.7 CDTI 16V

1686 ccm 59 kW Z 17 DTL 04.03 - 05.05 ALT - AC **6 PK 1275**
ALT + AC **6 PK 1605**
CAM **ZRK 1440**
CAM **KT 1443**

1.7 TD

1700 ccm 50 kW X 17 DTL 02.98 - 08.00 ALT **AVX 10 x 925**
AC-C **4 PK 884**
CAM **ZRK 1025**
CAM MTR-TYP: Opel **KT 1077**
W-P; CAM **KT 1077 W1**

2.0 DI

1995 ccm 60 kW X 20 DTL; Y 20 DTL 02.98 - 05.05 ALT - AC **6 PK 1800**
ALT + AC **6 PK 1870**

2.0 DTI 16V

1995 ccm 74 kW X 20 DTH; Y 20 DTH 08.99 - 05.05 ALT FROM: 09.00; - AC **6 PK 1800**
ALT FROM: 09.00; + AC **6 PK 1870**

ASTRA Mk IV (G) Estate

1.4 16V

1389 ccm 66 kW X 14 XE; Z 14 XE 02.98 - 05.05 ALT - AC **5 PK 940**
ALT + AC **5 PK 1210**
CAM **ZRK 1026**
CAM FROM MTR-NO: 02HL5118; 20041691 **KT 1207**
CAM UNTIL MTR-NO: 02HL5117; 20041690 **KT 1329**
CAM FROM MTR-NO: 02HL5118; 20041691; UNTIL MTR-NO: 02MV7224; 20U75998 **KT 1207 W3**
CAM FROM MTR-NO: 02MV7225; 20U75999 **KT 1207 W1**

1.6

1598 ccm 55 kW X 16 SZR 03.98 - 04.04 ALT - AC **5 PK 940**
ALT + AC **5 PK 1210**
CAM **ZRK 1292**
CAM **KT 1002**
W-P; CAM **KT 1002 W2**

1.6

1598 ccm 62 kW Z 16 SE 03.98 - 04.04 ALT - AC **5 PK 940**
ALT + AC **5 PK 1210**
CAM **ZRK 1292**
CAM **KT 1002**
W-P; CAM FROM MTR-NO: 02MZ5254; 20U75999 **KT 1002 W1**
W-P; CAM UNTIL MTR-NO: 02MZ5253; 20U75998 **KT 1002 W2**

1.6 Dualfuel

1598 ccm 63 kW Z 16 XE 03.98 - 04.04 ALT - AC **5 PK 940**
ALT + AC **5 PK 1210**
CAM **ZRK 1026**
CAM FROM MTR-NO: 02HL5118; 20041691 **KT 1207**
CAM UNTIL MTR-NO: 02HL5117; 20041690 **KT 1329**
CAM FROM MTR-NO: 02HL5118; 20041691; UNTIL MTR-NO: 02MV7224; 20U75998 **KT 1207 W3**
CAM FROM MTR-NO: 02MV7225; 20U75999 **KT 1207 W1**

1.6 16V

1598 ccm 74 kW X 16 XEL; Z 16 XE 03.98 - 04.04 ALT - AC **5 PK 940**
ALT + AC **5 PK 1210**
CAM **ZRK 1026**
CAM FROM MTR-NO: 02HL5118; 20041691 **KT 1207**
CAM UNTIL MTR-NO: 02HL5117; 20041690 **KT 1329**
CAM FROM MTR-NO: 02HL5118; 20041691; UNTIL MTR-NO: 02MV7224; 20U75998 **KT 1207 W3**
CAM FROM MTR-NO: 02MV7225; 20U75999 **KT 1207 W1**

1.8 16V

1796 ccm 85 kW X 18 XE1 02.98 - 08.00 ALT - AC **5 PK 940**
ALT + AC **5 PK 1210**
CAM **ZRK 1026**
CAM FROM MTR-NO: 02HL5118; 20041691 **KT 1207**
CAM UNTIL MTR-NO: 02HL5117; 20041690 **KT 1329**
CAM FROM MTR-NO: 02HL5118; 20041691 **KT 1207 W2**



VAUXHALL

ASTRA Mk IV (G) Estate

1.8 16V Dualfuel

1796 ccm	87 kW	Z 18 XE	09.02 - 05.05	ALT	- AC	5 PK 940
				ALT	+ AC	5 PK 1210
				CAM		ZRK 1026
				CAM	FROM MTR-NO: 02HL5118;20041691	KT 1207
				CAM	UNTIL MTR-NO: 02HL5117;20041690	KT 1329
				CAM	FROM MTR-NO: 02HL5118;20041691	KT 1207 W2

1.8 16V

1796 ccm	92 kW	Z 18 XE	09.00 - 05.05	ALT	- AC	5 PK 940
				ALT	+ AC	5 PK 1210
				CAM		ZRK 1026
				CAM	FROM MTR-NO: 02HL5118;20041691	KT 1207
				CAM	UNTIL MTR-NO: 02HL5117;20041690	KT 1329
				CAM	FROM MTR-NO: 02HL5118;20041691	KT 1207 W2

2.0 16V

1998 ccm	100 kW	X 20 XEV	02.98 - 05.05	CAM		ZRK 1330
				CAM		KT 1323

2.2 16V

2198 ccm	108 kW	Z 22 SE	03.01 - 05.05	ALT	- AC	5 PK 880
				ALT	+ AC	5 PK 1030

1.7 DTI 16V

1686 ccm	55 kW	Y 17 DT	02.00 - 05.05	ALT	FROM: 09.00; - AC	6 PK 1250
				ALT	FROM: 09.00; + AC	6 PK 1590
				CAM		ZRK 1081
				CAM	FROM MTR-NO: 328705; AU	KT 1465

1.7 CDTI 16V

1686 ccm	59 kW	Z 17 DTL	04.03 - 05.05	ALT	- AC	6 PK 1275
				ALT	+ AC	6 PK 1605
				CAM		ZRK 1440
				CAM		KT 1443

1.7 TD

1700 ccm	50 kW	X 17 DTL	02.98 - 08.00	ALT		AVX 10 x 925
				AC-C		4 PK 884
				CAM		ZRK 1025
				CAM	MTR-TYP: Opel	KT 1077
				W-P; CAM		KT 1077 W1

2.0 DI

1995 ccm	60 kW	X 20 DTL;Y 20 DTL	03.98 - 04.04	ALT	- AC	6 PK 1800
				ALT	+ AC	6 PK 1870

2.0 DTI 16V

1995 ccm	74 kW	X 20 DTH;Y 20 DTH	03.98 - 04.04	ALT	FROM: 09.00; - AC	6 PK 1800
				ALT	FROM: 09.00; + AC	6 PK 1870

ASTRA Mk IV (G) Coupe (F67)

1.8 16V

1796 ccm	85 kW	X 18 XE1;Z 18 XEL	03.00 - 08.05	ALT	- AC	5 PK 940
				ALT	+ AC	5 PK 1210
				CAM		ZRK 1026
				CAM	FROM MTR-NO: 02HL5118;20041691	KT 1207
				CAM	UNTIL MTR-NO: 02HL5117;20041690	KT 1329
				CAM	FROM MTR-NO: 02HL5118;20041691	KT 1207 W2

1.8 16V Dualfuel

1796 ccm	87 kW	Z 18 XE	09.02 - 08.05	ALT	- AC	5 PK 940
				ALT	+ AC	5 PK 1210

1.8 16V

1796 ccm	92 kW	Z 18 XE	09.00 - 08.05	ALT	- AC	5 PK 940
				ALT	+ AC	5 PK 1210
				CAM		ZRK 1026
				CAM	FROM MTR-NO: 02HL5118;20041691	KT 1207
				CAM	UNTIL MTR-NO: 02HL5117;20041690	KT 1329
				CAM	FROM MTR-NO: 02HL5118;20041691	KT 1207 W2

2.0

1998 ccm	147 kW	Z 20 LET	08.02 - 05.05	ALT		5 PK 1680
----------	--------	----------	---------------	-----	--	-----------

2.0 16V Turbo

1998 ccm	140 kW	Z 20 LET	09.00 - 08.05	ALT		5 PK 1680
				CAM		ZRK 1330
				CAM	UNTIL: 12.03	KT 1385



VAUXHALL

ASTRA Mk IV (G) Coupe (F67)

2.2 16V

2198 ccm	108 kW	Z 22 SE	03.00 - 08.05	ALT	- AC	5 PK 880
				ALT	+ AC	5 PK 1030

ASTRA Mk IV (G) Convertible

1.6 16V

1598 ccm	74 kW	Z 16 XE	03.01 - 10.05	ALT	- AC	5 PK 940
				ALT	+ AC	5 PK 1210
				CAM		ZRK 1026
				CAM	FROM MTR-NO: 02HL5118;20041691	KT 1207
				CAM	UNTIL MTR-NO: 02HL5117;20041690	KT 1329
				CAM	FROM MTR-NO: 02HL5118;20041691; UNTIL MTR-NO: 02MV7224;20U75998	KT 1207 W3
				CAM	FROM MTR-NO: 02MV7225;20U75999	KT 1207 W1

1.8 16V

1796 ccm	92 kW	Z 18 XE	03.01 - 10.05	ALT	- AC	5 PK 940
				ALT	+ AC	5 PK 1210
				CAM		ZRK 1026
				CAM	FROM MTR-NO: 02HL5118;20041691	KT 1207
				CAM	UNTIL MTR-NO: 02HL5117;20041690	KT 1329
				CAM	FROM MTR-NO: 02HL5118;20041691	KT 1207 W2

2.0

1998 ccm	147 kW	Z 20 LET	09.02 - 07.06	ALT		5 PK 1680
----------	--------	----------	---------------	-----	--	-----------

2.0 Turbo

1998 ccm	141 kW	Z 20 LET	03.02 - 10.05	ALT		5 PK 1680
				CAM		ZRK 1330
				CAM	UNTIL: 12.03	KT 1385

2.2 16V

2198 ccm	108 kW	Z 22 SE	03.01 - 10.05	ALT	- AC	5 PK 880
				ALT	+ AC	5 PK 1030

ASTRAVAN Mk IV (G)

1.6 i

1598 ccm	55 kW	X 16 SZR	08.98 - 09.00	ALT	- AC	5 PK 940
				ALT	+ AC	5 PK 1210
				CAM		ZRK 1292
				CAM		KT 1002
				W-P; CAM		KT 1002 W2

1.6 i

1598 ccm	62 kW	Z 16 SE	09.00 - 08.06	ALT	FROM: 04.01; - AC	5 PK 940
				ALT	FROM: 04.01; + AC	5 PK 1210
				CAM		ZRK 1292
				CAM		KT 1002
				W-P; CAM	FROM MTR-NO: 02MZ5254;20U75999	KT 1002 W1
				W-P; CAM	UNTIL MTR-NO: 02MZ5253;20U75998	KT 1002 W2

1.7 DTI 16V

1686 ccm	55 kW	Y 17 DT	04.01 - 08.06	ALT	- AC	6 PK 1250
				ALT	+ AC	6 PK 1590

1.7 CDTI

1686 ccm	59 kW	Z 17 DTL	04.04 - 08.06	ALT	FROM: 03.05; - AC	6 PK 1275
				ALT	FROM: 03.05; + AC	6 PK 1625
				CAM		ZRK 1440
				CAM		KT 1443

1.7 TD

1700 ccm	50 kW	X 17 DTL	08.98 - 08.06	AC-C		4 PK 884
				CAM		ZRK 1025
				CAM	MTR-TYP: Opel	KT 1077
				W-P; CAM		KT 1077 W1

2.0 DI

1995 ccm	60 kW	X 20 DTL	08.98 - 08.06	ALT	- AC	6 PK 1800
				ALT	+ AC	6 PK 1870

2.0 DTI

1995 ccm	74 kW	Y 20 DTH	04.04 - 08.06	ALT	- AC	6 PK 1800
				ALT	+ AC	6 PK 1870

ASTRA Mk V (H) Sport Hatch

1.6

1598 ccm	77 kW	Z 16 XEP	02.05 - 11.10	ALT	- AC	5 PK 1450
----------	-------	----------	---------------	-----	------	-----------



VAUXHALL

ASTRA Mk V (H) Sport Hatch

1.6							
1598 ccm	77 kW	Z 16 XEP	02.05 - 11.10	ALT CAM CAM	+ AC		5 PK 1545 ZRK 1455 KT 1405
1.6							
1598 ccm	132 kW	Z 16 LET	10.06 - 11.10	ALT ALT	- AC + AC		5 PK 1450 5 PK 1545
1.8							
1796 ccm	92 kW	Z 18 XE	02.05 - 11.10	ALT ALT CAM	- AC + AC		5 PK 940 5 PK 1210 ZRK 1026
1.8 i 16V							
1796 ccm	103 kW	A 18 XER;Z 18 XER	03.07 - 11.10	ALT ALT	- AC + AC		5 PK 1450 5 PK 1545
2.0 Turbo							
1998 ccm	125 kW	Z 20 LEL	02.05 - 11.10	ALT CAM CAM			5 PK 1680 ZRK 1330 KT 1468
2.0 VXR							
1998 ccm	176 kW	Z 20 LEH	02.09 - 11.10	ALT			5 PK 1680
1.3 CDTi							
1248 ccm	66 kW	Z 13 DTH	04.05 - 11.10	ALT ALT	FROM: 10.05; - AC FROM: 10.05; + AC		6 PK 1185 6 PK 1310
1.7 CDTi							
1686 ccm	74 kW	Z 17 DTH	02.05 - 11.10	ALT ALT CAM CAM	- AC + AC		6 PK 1275 6 PK 1625 ZRK 1440 KT 1443
1.9 CDTi							
1910 ccm	88 kW	Z 19 DT	02.05 - 11.10	ALT ALT ALT CAM CAM	- AC UNTIL CHA-NO.: 72156708;75189052; + AC UNTIL CHA-NO.: 78104400; + AC MTR-CODE: Z19DTJ MTR-CODE: Z19DTJ		6 PK 1055 6 PK 1370 6 PK 1370 ZRK 1466 KT 1400
1.9 CDTi							
1910 ccm	74 kW	Z 19 DTL	08.05 - 11.10	ALT ALT ALT CAM CAM	- AC UNTIL CHA-NO.: 72156708;75189052; + AC UNTIL CHA-NO.: 78104400; + AC		6 PK 1055 6 PK 1370 6 PK 1370 ZRK 1540 KT 1426
1.9 CDTi							
1910 ccm	110 kW	Z 19 DTH	02.05 - 11.10	ALT ALT ALT CAM CAM W-P; CAM	- AC UNTIL CHA-NO.: 72156708;75189052; + AC UNTIL CHA-NO.: 78104400; + AC		6 PK 1055 6 PK 1370 6 PK 1370 ZRK 1466 KT 1400 KT 1400 W1

ASTRA Mk V (H) CC

1.4							
1364 ccm	66 kW	Z 14 XEP	01.04 - 05.09	ALT ALT	- AC + AC		5 PK 1230 5 PK 1355
1.6							
1598 ccm	77 kW	Z 16 XEP	01.04 - 05.09	ALT ALT CAM CAM	- AC + AC		5 PK 1450 5 PK 1545 ZRK 1455 KT 1405
1.6							
1598 ccm	85 kW	Z 16 XER	01.04 - 05.09	ALT ALT CAM CAM	- AC + AC		5 PK 1450 5 PK 1545 ZRK 1455 KT 1405
1.8							
1796 ccm	92 kW	Z 18 XE	01.04 - 05.09	ALT ALT CAM	- AC + AC		5 PK 940 5 PK 1210 ZRK 1026



VAUXHALL

ASTRA Mk V (H) CC

1.8						
1796 ccm	103 kW	A 18 XER;Z 18 XER	01.04 - 05.09	ALT ALT CAM CAM	- AC + AC	5 PK 1450 5 PK 1545 ZRK 1455 KT 1405
2.0 Turbo						
1998 ccm	125 kW	Z 20 LEL	01.04 - 05.09	ALT CAM CAM		5 PK 1680 ZRK 1330 KT 1468
2.0 Turbo						
1998 ccm	147 kW	Z 20 LER	01.04 - 05.09	ALT W-P; CAM CAM; W-P		5 PK 1680 ZRK 1330 KT 1468
2.0 Turbo						
1998 ccm	177 kW	Z 20 LEH	01.04 - 05.09	ALT CAM CAM	FROM: 11.05	5 PK 1680 ZRK 1330 KT 1468
1.3 CDTI						
1248 ccm	66 kW	Z 13 DTH	01.04 - 05.09	ALT ALT	- AC + AC	6 PK 1185 6 PK 1310
1.7 CDTI						
1686 ccm	59 kW	Z 17 DTL	01.04 - 05.09	ALT ALT CAM CAM	- AC + AC	6 PK 1275 6 PK 1625 ZRK 1440 KT 1443
1.7 CDTI						
1686 ccm	74 kW	Z 17 DTH	01.04 - 05.09	ALT ALT CAM CAM	- AC + AC	6 PK 1275 6 PK 1625 ZRK 1440 KT 1443
1.7 CDTi						
1686 ccm	81 kW	A 17 DTJ;Z 17 DTJ	01.04 - 05.09	ALT ALT	- AC + AC	6 PK 1245 6 PK 1718
1.9 CDTI						
1910 ccm	88 kW	Z 19 DT	01.04 - 05.09	ALT ALT ALT CAM CAM	- AC UNTIL CHA-NO.: 72156708;75189052; + AC UNTIL CHA-NO.: 78104400; + AC	6 PK 1055 6 PK 1370 6 PK 1370 ZRK 1540 KT 1426
1.9 CDTI 16V						
1910 ccm	88 kW	Z 19 DTJ	01.04 - 05.09	ALT ALT ALT CAM CAM W-P; CAM	FROM: 02.05; - AC FROM: 02.05; UNTIL CHA-NO.: 72156708;75189052; + AC FROM: 02.05; UNTIL CHA-NO.: 78104400; + AC UNTIL MTR-NO: 1736049	6 PK 1055 6 PK 1370 6 PK 1370 ZRK 1466 KT 1400 KT 1400 W1
1.9 CDTI						
1910 ccm	110 kW	Z 19 DTH	01.04 - 05.09	ALT ALT ALT CAM CAM W-P; CAM	- AC UNTIL CHA-NO.: 72156708;75189052; + AC UNTIL CHA-NO.: 78104400; + AC UNTIL MTR-NO: 1736049	6 PK 1055 6 PK 1370 6 PK 1370 ZRK 1466 KT 1400 KT 1400 W1
ASTRA Mk V (H) Estate						
1.4						
1364 ccm	66 kW	Z 14 XEP	08.04 - 03.09	ALT ALT	- AC + AC	5 PK 1230 5 PK 1355
1.6						
1598 ccm	77 kW	Z 16 XEP	08.04 - 03.09	ALT ALT CAM CAM	- AC + AC	5 PK 1450 5 PK 1545 ZRK 1455 KT 1405
1.6						
1598 ccm	85 kW	A 16 XER;Z 16 XER	08.04 - 03.09	ALT ALT	- AC + AC	5 PK 1450 5 PK 1545



VAUXHALL

ASTRA Mk V (H) Estate

1.6

1598 ccm	85 kW	A 16 XER;Z 16 XER	08.04 - 03.09	CAM CAM		ZRK 1455 KT 1405
----------	-------	-------------------	---------------	------------	--	---------------------

1.6

1598 ccm	132 kW	Z 16 LET	08.04 - 03.09	ALT ALT	- AC + AC	5 PK 1450 5 PK 1545
----------	--------	----------	---------------	------------	--------------	------------------------

1.8

1796 ccm	103 kW	A 18 XER;Z 18 XER	10.04 - 03.09	ALT ALT	- AC + AC	5 PK 1450 5 PK 1545
----------	--------	-------------------	---------------	------------	--------------	------------------------

1.8

1796 ccm	92 kW	Z 18 XE	10.04 - 03.09	ALT ALT CAM	- AC + AC	5 PK 940 5 PK 1210 ZRK 1026
----------	-------	---------	---------------	-------------------	--------------	-----------------------------------

2.0 Turbo

1998 ccm	125 kW	Z 20 LEL	08.04 - 10.10	ALT CAM CAM		5 PK 1680 ZRK 1330 KT 1468
----------	--------	----------	---------------	-------------------	--	----------------------------------

2.0 Turbo

1998 ccm	147 kW	Z 20 LER	08.04 - 10.10	ALT CAM CAM		5 PK 1680 ZRK 1330 KT 1468
----------	--------	----------	---------------	-------------------	--	----------------------------------

1.3 CDTi

1248 ccm	66 kW	Z 13 DTH	08.04 - 03.09	ALT ALT	- AC + AC	6 PK 1185 6 PK 1310
----------	-------	----------	---------------	------------	--------------	------------------------

1.7 CDTi

1686 ccm	74 kW	Z 17 DTH	08.04 - 03.09	ALT ALT CAM CAM	- AC + AC	6 PK 1275 6 PK 1625 ZRK 1440 KT 1443
----------	-------	----------	---------------	--------------------------	--------------	---

1.7 TD

1686 ccm	79 kW		08.04 - 03.09	ALT ALT	- AC + AC	6 PK 1250 6 PK 1605
----------	-------	--	---------------	------------	--------------	------------------------

1.7 CDTi

1686 ccm	81 kW	A 17 DTJ;Z 17 DTJ	08.04 - 03.09	ALT ALT	- AC + AC	6 PK 1250 6 PK 1605
----------	-------	-------------------	---------------	------------	--------------	------------------------

1.9 CDTi

1910 ccm	88 kW	Z 19 DT	08.04 - 03.09	ALT ALT	FROM: 11.05; - AC	6 PK 1055 6 PK 1370
				ALT CAM CAM	FROM: 11.05; UNTIL CHA-NO.: 72156708;75189052; + AC FROM: 11.05; UNTIL CHA-NO.: 78104400; + AC	6 PK 1370 ZRK 1466 KT 1400

1.9 CDTi

1910 ccm	74 kW	Z 19 DTL	08.04 - 03.09	ALT ALT ALT CAM CAM	- AC UNTIL CHA-NO.: 72156708;75189052; + AC UNTIL CHA-NO.: 78104400; + AC	6 PK 1055 6 PK 1370 6 PK 1370 ZRK 1540 KT 1426
----------	-------	----------	---------------	---------------------------------	---	--

1.9 CDTi

1910 ccm	88 kW	Z 19 DT	08.04 - 03.09	ALT ALT ALT CAM CAM	- AC UNTIL CHA-NO.: 72156708;75189052; + AC UNTIL CHA-NO.: 78104400; + AC	6 PK 1055 6 PK 1370 6 PK 1370 ZRK 1540 KT 1426
----------	-------	---------	---------------	---------------------------------	---	--

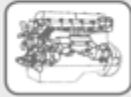
1.9 CDTi

1910 ccm	110 kW	Z 19 DTH	08.04 - 03.09	ALT ALT	FROM: 11.05; - AC	6 PK 1055 6 PK 1370
				ALT CAM CAM W-P; CAM	FROM: 11.05; UNTIL CHA-NO.: 72156708;75189052; + AC FROM: 11.05; UNTIL CHA-NO.: 78104400; + AC UNTIL MTR-NO: 1736049	6 PK 1370 ZRK 1466 KT 1400 KT 1400 W1

ASTRA TwinTop Mk V (H)

1.6

1598 ccm	77 kW	Z 16 XEP	09.05 - 11.10	ALT ALT	- AC + AC	5 PK 1450 5 PK 1545
----------	-------	----------	---------------	------------	--------------	------------------------



VAUXHALL

ASTRA TwinTop Mk V (H)

1.6						
1598 ccm	77 kW	Z 16 XEP	09.05 - 11.10	CAM CAM		ZRK 1455 KT 1405
1.6 i 16V						
1598 ccm	85 kW	Z 16 XER	10.06 - 11.10	ALT ALT	- AC + AC	5 PK 1450 5 PK 1545
1.6						
1598 ccm	132 kW	Z 16 LET	10.06 - 11.10	ALT ALT	- AC + AC	5 PK 1450 5 PK 1545
1.8						
1796 ccm	103 kW	Z 18 XER	05.08 - 11.10	ALT ALT	- AC + AC	5 PK 1450 5 PK 1545
2.0						
1998 ccm	125 kW	Z 20 LEL	02.06 - 11.10	ALT		5 PK 1680
2.0 Turbo						
1998 ccm	147 kW	Z 20 LER	01.06 - 11.10	ALT		5 PK 1680
1.9 CDTi						
1910 ccm	110 kW	Z 19 DTH	01.06 - 11.10	ALT ALT	- AC + AC	6 PK 1055 6 PK 1370

ASTRAVAN Mk V (H)

1.4 i						
1364 ccm	66 kW	Z 14 XEP	03.05 -	ALT ALT	- AC + AC	5 PK 1230 5 PK 1355
1.6						
1598 ccm	76 kW	Z 16 XE1;Z 16 XEP	03.05 -	ALT ALT CAM CAM	- AC + AC	5 PK 1450 5 PK 1545 ZRK 1455 KT 1405
1.3 CDTi						
1248 ccm	66 kW	Z 13 DTH	08.05 -	ALT ALT	- AC + AC	6 PK 1185 6 PK 1310
1.7 CDTi						
1686 ccm	59 kW	Z 17 DTL	03.05 -	ALT ALT CAM	- AC + AC	6 PK 1275 6 PK 1625 ZRK 1440
1.9 CDTi						
1910 ccm	88 kW	Z 19 DT	03.05 -	ALT ALT ALT	- AC UNTIL CHA-NO.: 72156708;75189052; + AC UNTIL CHA-NO.: 78104400; + AC	6 PK 1055 6 PK 1370 6 PK 1370
1.9 CDTi						
1910 ccm	110 kW	Z 19 DTH	03.05 -	ALT ALT ALT	- AC UNTIL CHA-NO.: 72156708;75189052; + AC UNTIL CHA-NO.: 78104400; + AC	6 PK 1055 6 PK 1370 6 PK 1370

ASTRA Mk VI (J)

1.6						
1598 ccm	85 kW	A 16 XER	12.09 -	ALT	+ AC	6 PK 1555
1.6 Turbo						
1598 ccm	132 kW	A 16 LET	12.09 -	ALT	+ AC	6 PK 1555
1.7 CDTi						
1686 ccm	81 kW	A 17 DTC;A 17 DTE;A 17 DTJ	12.09 -	ALT ALT	- AC + AC	6 PK 1245 6 PK 1718
1.7 CDTi						
1686 ccm	92 kW	A 17 DTR	12.09 -	ALT ALT	- AC + AC	6 PK 1245 6 PK 1718
2.0 CDTi						
1956 ccm	118 kW	A 20 DTH	12.09 -	ALT		6 PK 1900

BRAVA Pick-up

2.3 4x4 (TFS16)						
2255 ccm	69 kW	4 ZD1	06.90 - 08.94	AIR-P CAM		AVX 10 x 763 ZRK 1050
2.2 D (TFR52)						
2238 ccm	39 kW	C223	08.91 - 09.96	CAM		ZRK 1269



VAUXHALL

BRAVA Pick-up

2.2 D 4x4 (TFS52)

2238 ccm	39 kW	C223	08.91 - 09.96	CAM		ZRK 1269
----------	-------	------	---------------	-----	--	----------

2.5 D (TFR54)

2499 ccm	56 kW	4 JA1	08.91 - 06.94	AC-C	MTR-CODE: 25D;25DT; MOD: TFR;TFR54;TFR56;TFS	AVX 13 x 1500
				CAM		ZRK 1097
				CAM		KT 1110

2.5 D 4x4 (TFS54)

2499 ccm	56 kW	4 JA1T	06.90 - 06.94	AC-C	MTR-CODE: 25D;25DT; MOD: TFR;TFR54;TFR56;TFS	AVX 13 x 1500
				CAM		ZRK 1097
				CAM		KT 1110

2.5 TD (TFR54)

2499 ccm	56 kW	4 JA1T	07.94 - 12.02	AC-C	UNTIL: 07.01; MTR-CODE: 25D;25DT; MOD: TFR;TFR54;TFR56;TFS	AVX 13 x 1500
				CAM		ZRK 1097
				CAM		KT 1110

2.5 TD 4x4 (TFS54)

2499 ccm	56 kW	4 JA1T	07.94 - 12.02	AC-C	UNTIL: 07.01; MTR-CODE: 25D;25DT; MOD: TFR;TFR54;TFR56;TFS	AVX 13 x 1500
				CAM		ZRK 1097
				CAM		KT 1110

2.5 DTI

2499 ccm	74 kW	4 JA1	08.01 - 12.02	AC-C	MOD: TFR54;TFS54	AVX 13 x 1500
----------	-------	-------	---------------	------	------------------	---------------

2.5 DTI 4x4

2499 ccm	74 kW	4 JA1	08.01 - 12.02	AC-C	MOD: TFR54;TFS54	AVX 13 x 1500
----------	-------	-------	---------------	------	------------------	---------------

CALIBRA

2.0 i

1998 ccm	85 kW	C 20 NE	06.90 - 07.97	ALT	UNTIL: 12.92; AMP: 70	AVX 10 x 925
				ALT	UNTIL: 12.92; AMP: 90	AVX 10 x 1000
				PS	UNTIL: 12.92	AVX 10 x 800
				ALT	FROM: 09.92; FROM CHA-NO.: P-; - AC	6 PK 1725
				ALT	FROM: 09.92; FROM CHA-NO.: P-; + AC	6 PK 1900
				CAM		ZRK 1278
				CAM	FROM MTR-NO: 14608701	KT 1027
				W-P; CAM	FROM MTR-NO: 14608701	KT 1027 W1

2.0 i 4x4

1998 ccm	85 kW	C 20 NE	06.90 - 07.97	ALT	UNTIL: 12.92; AMP: 70	AVX 10 x 925
				ALT	UNTIL: 12.92; AMP: 90	AVX 10 x 1000
				PS	UNTIL: 12.92	AVX 10 x 800
				ALT	FROM: 09.92; FROM CHA-NO.: P-; - AC	6 PK 1725
				ALT	FROM: 09.92; FROM CHA-NO.: P-; + AC	6 PK 1900
				CAM	FROM MTR-NO: 14608701	ZRK 1023
				CAM	UNTIL MTR-NO: 14608700	ZRK 1278
				CAM	FROM MTR-NO: 14608701	KT 1027
				W-P; CAM	FROM MTR-NO: 14608701	KT 1027 W1

2.0 i 16V

1998 ccm	100 kW	X 20 XEV	06.90 - 07.97	ALT	UNTIL: 12.92	AVX 10 x 913
				PS	UNTIL: 12.92	AVX 10 x 785
				ALT	FROM: 09.94; - AC	6 PK 1725
				ALT	FROM: 09.94; + AC	6 PK 1900
				CAM		ZRK 1291
				CAM		KT 1030
				W-P; CAM		KT 1030 W1

2.0 i 16V 4x4

1998 ccm	100 kW	X 20 XEV	02.94 - 07.97	ALT	- AC	6 PK 1725
				ALT	+ AC	6 PK 1900
				CAM		ZRK 1291
				CAM		KT 1030
				W-P; CAM		KT 1030 W1

2.0 i 16V

1998 ccm	110 kW	C 20 XE	06.90 - 02.94	ALT	UNTIL: 12.92	AVX 10 x 913
				PS	UNTIL: 12.92	AVX 10 x 785
				ALT	FROM: 09.92; FROM CHA-NO.: P-; - AC	6 PK 1725
				ALT	FROM: 09.92; FROM CHA-NO.: P-; + AC	6 PK 1900
				CAM	FROM MTR-NO: 14142839	ZRK 1025
				CAM	UNTIL MTR-NO: 14142838	ZRK 1011



VAUXHALL

CALIBRA

2.0 i 16V

1998 ccm	110 kW	C 20 XE	06.90 - 02.94	CAM	FROM MTR-NO: 14142839	KT 1025
				CAM	UNTIL MTR-NO: 14142838	KT 1159
				W-P; CAM	FROM MTR-NO: 14142839	KT 1025 W1

2.0 i 16V 4x4

1998 ccm	110 kW	C 20 XE	06.90 - 02.94	ALT	UNTIL: 12.92	AVX 10 x 913
				PS	UNTIL: 12.92	AVX 10 x 785
				ALT	FROM: 09.92; FROM CHA-NO.: P-; - AC	6 PK 1725
				ALT	FROM: 09.92; FROM CHA-NO.: P-; + AC	6 PK 1900
				CAM	FROM MTR-NO: 14142839	ZRK 1025
				CAM	UNTIL MTR-NO: 14142838	ZRK 1011
				CAM	FROM MTR-NO: 14142839	KT 1025
				CAM	UNTIL MTR-NO: 14142838	KT 1159
				W-P; CAM	FROM MTR-NO: 14142839	KT 1025 W1

2.0 i Turbo 4x4

1998 ccm	150 kW	C 20 LET	03.92 - 07.97	ALT	AMP: 70	AVX 10 x 925
				ALT	AMP: 90	AVX 10 x 1000
				PS	UNTIL: 12.92	AVX 10 x 800
				ALT	- AC	6 PK 1725
				ALT	+ AC	6 PK 1900
				CAM	FROM MTR-NO: [14/25] 002935	ZRK 1025
				CAM	UNTIL MTR-NO: [14/25] 002934	ZRK 1011
				CAM	FROM MTR-NO: 14002935	KT 1025
				CAM	UNTIL MTR-NO: 14002934	KT 1159
				W-P; CAM	FROM MTR-NO: 14002935	KT 1025 W1

2.5 i V6

2498 ccm	125 kW	C 25 XE; X 25 XE	04.93 - 07.97	ALT	FROM: 09.93; - AC	6 PK 1900
				ALT	FROM: 09.93; FROM CHA-NO.: S9001730; + AC	6 PK 2020
				ALT	FROM: 09.93; UNTIL CHA-NO.: S9001729; + AC	6 PK 2260
				CAM		ZRK 1022
				CAM	OE-NO.: 90530599	KT 1461

CAVALIER Mk III CC

1.4 S

1389 ccm	55 kW	14 NV	09.88 - 11.95	ALT	OE-NO.: 90006259; 90169081	AVX 10 x 875
				ALT	OE-NO.: 90183440; 90351803	AVX 10 x 913
				CAM	FROM MTR-NO: 02J22350; 19307806	ZRK 1292
				CAM	UNTIL MTR-NO: 02J22349; 19307805	ZRK 1016
				CAM	FROM MTR-NO: 02J22350; 19307806	KT 1002
				CAM	FROM MTR-NO: 02J22350; 19307806	KT 1002 W2

1.6 i

1598 ccm	52 kW	X 16 SZ	09.93 - 11.95	CAM		ZRK 1292
				CAM		KT 1002
				CAM	UNTIL MTR-NO: 02J22349; 19307805	KT 1002 W3
				W-P; CAM	FROM MTR-NO: 02J22350; 19307806	KT 1002 W2

1.6 i

1598 ccm	55 kW	E 16 NZ	09.88 - 11.95	ALT	FROM: 09.89; UNTIL CHA-NO.: M1169325; M5178236; + PS	5 PK 970
				ALT	FROM: 09.89; UNTIL: 08.92; FROM CHA-NO.: M5178237; M1169326; + PS	5 PK 985
				ALT	FROM: 09.92; + AC; + PS	6 PK 1800
				ALT	FROM: 09.92; + PS; - AC	6 PK 1460
				CAM		ZRK 1292
				CAM		KT 1002
				CAM	UNTIL MTR-NO: 02J22349; 19307805	KT 1002 W3
				W-P; CAM	FROM MTR-NO: 02J22350; 19307806	KT 1002 W2

1.6

1598 ccm	60 kW	16 SV	09.88 - 05.93	ALT		AVX 10 x 913
				ALT	FROM: 09.92; + AC; + PS	6 PK 1800
				ALT	FROM: 09.92; + PS; - AC	6 PK 1460
				ALT	UNTIL CHA-NO.: M1169325; M5178236; + PS	5 PK 970
				ALT	UNTIL: 08.92; FROM CHA-NO.: M5178237; M1169326; + PS	5 PK 985
				CAM	FROM MTR-NO: 02J22350	ZRK 1292
				CAM	UNTIL MTR-NO: 02J22349	ZRK 1016
				CAM	FROM MTR-NO: 02J22350	KT 1002
				W-P; CAM	FROM MTR-NO: 02J22350	KT 1002 W2



VAUXHALL

CAVALIER Mk III CC

1.8

1796 ccm	66 kW	18 SV;C 18 NZ	09.88 - 10.90	ALT	AMP: 70	AVX 10 x 925
				ALT	FROM: 09.90; AMP: 90	AVX 10 x 940
				ALT	UNTIL: 08.90; AMP: 90	AVX 10 x 1000
				PS		AVX 10 x 800
				PS	+ AC	AVX 10 x 690
				CAM	FROM MTR-NO: [14/25] 142839	ZRK 1023
				CAM	UNTIL MTR-NO: [14/25] 142838	ZRK 1278
				CAM	FROM MTR-NO: 14142839; MTR-CODE: C18NZ	KT 1027
				W-P; CAM	FROM MTR-NO: 14142839;C18NZ	KT 1027 W1

1.8 i KAT

1796 ccm	66 kW	C 18 NZ	03.90 - 11.95	ALT	AMP: 70	AVX 10 x 925
				ALT	FROM: 09.90; AMP: 90	AVX 10 x 940
				ALT	UNTIL: 08.90; AMP: 90	AVX 10 x 1000
				PS		AVX 10 x 800
				PS	+ AC	AVX 10 x 690
				ALT	FROM: 09.92; FROM CHA-NO.: P~; - AC	6 PK 1725
				ALT	FROM: 09.92; FROM CHA-NO.: P~; + AC	6 PK 1900
				CAM	FROM MTR-NO: [14/25] 142839	ZRK 1023
				CAM	UNTIL MTR-NO: [14/25] 142838	ZRK 1278
				CAM	FROM MTR-NO: 14142839	KT 1027
				W-P; CAM	FROM MTR-NO: 14142839	KT 1027 W1

2.0 i

1998 ccm	85 kW	20 NE	09.88 - 10.92	ALT	AMP: 70	AVX 10 x 925
				ALT	FROM: 09.90; AMP: 90	AVX 10 x 940
				ALT	UNTIL: 08.90; AMP: 90	AVX 10 x 1000
				PS		AVX 10 x 800
				PS	+ AC	AVX 10 x 690
				ALT	FROM: 09.92; FROM CHA-NO.: P~; - AC	6 PK 1725
				ALT	FROM: 09.92; FROM CHA-NO.: P~; + AC	6 PK 1900
				CAM	FROM MTR-NO: [14/25] 142839	ZRK 1023
				CAM	UNTIL MTR-NO: [14/25] 142838	ZRK 1278

2.0 i KAT

1998 ccm	85 kW	C 20 NE	09.90 - 11.95	ALT	AMP: 70	AVX 10 x 925
				ALT	FROM: 09.90; AMP: 90	AVX 10 x 940
				ALT	UNTIL: 08.92; AMP: 90	AVX 10 x 1000
				PS		AVX 10 x 800
				PS	+ AC	AVX 10 x 690
				ALT	FROM: 09.92; FROM CHA-NO.: P~; - AC	6 PK 1725
				ALT	FROM: 09.92; FROM CHA-NO.: P~; + AC	6 PK 1900
				CAM	FROM: 01.93; FROM MTR-NO: [14/25] 608701	ZRK 1023
				CAM	UNTIL: 12.92; UNTIL MTR-NO: [14/25] 608700	ZRK 1278
				CAM	FROM MTR-NO: 14608701	KT 1027
				W-P; CAM	FROM MTR-NO: 14608701	KT 1027 W1

2.0 i 4x4

1998 ccm	85 kW	20 NE	01.91 - 10.92	ALT	FROM: 09.92; FROM CHA-NO.: P~; - AC	6 PK 1725
				ALT	FROM: 09.92; FROM CHA-NO.: P~; + AC	6 PK 1900

2.0 SRi

1998 ccm	95 kW	20 SEH	09.88 - 09.92	ALT	UNTIL: 08.90; AMP: 90	AVX 10 x 1000
				ALT	UNTIL: 08.92; AMP: 70	AVX 10 x 925
				ALT	UNTIL: 08.92; AMP: 90	AVX 10 x 940
				PS	+ AC	AVX 10 x 690
				PS	UNTIL: 08.92	AVX 10 x 800
				CAM	FROM MTR-NO: [14/25] 142839	ZRK 1023
				CAM	UNTIL MTR-NO: [14/25] 142838	ZRK 1278

2.0 i 16V 4x4

1998 ccm	110 kW	C 20 XE	01.92 - 11.93	ALT	FROM: 09.92; FROM CHA-NO.: P~; - AC	6 PK 1725
				ALT	FROM: 09.92; FROM CHA-NO.: P~; + AC	6 PK 1900
				CAM	FROM MTR-NO: [14/25] 142839	ZRK 1025
				CAM	UNTIL MTR-NO: [14/25] 142838	ZRK 1011
				CAM	FROM MTR-NO: 14142839	KT 1025
				CAM	UNTIL MTR-NO: 14142838	KT 1159
				W-P; CAM	FROM MTR-NO: 14142839	KT 1025 W1

2.0 i 16V

1998 ccm	100 kW	X 20 XEV	09.93 - 11.95	ALT	- AC	6 PK 1725
				ALT	+ AC	6 PK 1900
				CAM		ZRK 1291



VAUXHALL

CAVALIER Mk III CC

2.0 i 16V

1998 ccm	100 kW	X 20 XEV	09.93 - 11.95	CAM W-P; CAM	KT 1030 KT 1030 W1
----------	--------	----------	---------------	-----------------	-----------------------

2.0 i 16V

1998 ccm	110 kW	C 20 XE	09.88 - 11.95	ALT	UNTIL: 08.90; AMP: 90	AVX 10 x 1000
				ALT	UNTIL: 08.92; AMP: 70	AVX 10 x 913
				ALT	UNTIL: 08.92; AMP: 90	AVX 10 x 940
				PS	UNTIL: 08.92	AVX 10 x 785
				PS	UNTIL: 08.92; + AC	AVX 10 x 690
				ALT	FROM: 09.92; FROM CHA-NO.: P-; - AC	6 PK 1725
				ALT	FROM: 09.92; FROM CHA-NO.: P-; + AC	6 PK 1900
				CAM	FROM MTR-NO: [14/25] 142839	ZRK 1025
				CAM	UNTIL MTR-NO: [14/25] 142838	ZRK 1011
				CAM	FROM MTR-NO: 14142839	KT 1025
				CAM	UNTIL MTR-NO: 14142838	KT 1159
				W-P; CAM	FROM MTR-NO: 14142839	KT 1025 W1

2.5 V6

2498 ccm	125 kW	C 25 XE	09.88 - 06.94	ALT	- AC	6 PK 1900
				ALT	AMP: 120; MOD: F68; + AC	6 PK 2260
				ALT	MOD: F68; + AC; - AMP: 120	6 PK 2270
				CAM		ZRK 1022
				CAM	OE-NO.: 90530599	KT 1461

1.7 D

1699 ccm	42 kW	17 D	09.88 - 09.92	ALT		AVX 10 x 913
				PS	+ FA	AVX 10 x 825
				PS	+ MAN-TM	AVX 10 x 813
				CAM	FROM MTR-NO: [14/25] 333431	ZRK 1025
				CAM	UNTIL MTR-NO: [14/25] 333430	ZRK 1015
				CAM	UNTIL MTR-NO: 14333430; MTR-TYP: Opel	KT 1023
				W-P; CAM	UNTIL MTR-NO: 14363650	KT 1023 W1

1.7 TD

1686 ccm	60 kW	17 DT (TC4EE1)	09.88 - 11.95	PS		AVX 10 x 950
				CAM		ZRK 1280
				CAM	FROM MTR-NO: 855806; MTR-TYP: Isuzu	KT 1427
				CAM	UNTIL MTR-NO: 855805; MTR-TYP: Isuzu	KT 1425

1.7 D

1700 ccm	44 kW	17 DR	07.92 - 11.95	CAM	FROM MTR-NO: [14/25] 363652	ZRK 1025
				CAM	UNTIL MTR-NO: [14/25] 363651	ZRK 1015
				CAM	MTR-TYP: Opel	KT 1077
				W-P; CAM	FROM MTR-NO: 14363651	KT 1077 W1

CAVALIER Mk III (87)

1.4 S

1389 ccm	55 kW	14 NV	09.88 - 11.95	ALT		AVX 10 x 875
				CAM	FROM MTR-NO: 02J22350;19307806	ZRK 1292
				CAM	UNTIL MTR-NO: 02J22349;19307805	ZRK 1016
				CAM	FROM MTR-NO: 02J22350;19307806	KT 1002
				CAM	FROM MTR-NO: 02J22350;19307806	KT 1002 W2

1.6 i

1598 ccm	52 kW	X 16 SZ	09.93 - 11.95	ALT	FROM CHA-NO.: R8999999;S2500015, R5999999	AVX 10 x 925
				ALT	UNTIL CHA-NO.: R8999999;S2500015, R5999999	AVX 10 x 913
				CAM		ZRK 1292
				CAM		KT 1002
				CAM	UNTIL MTR-NO: 02J22349;19307805	KT 1002 W3
				W-P; CAM	FROM MTR-NO: 02J22350;19307806	KT 1002 W2

1.6 i

1598 ccm	55 kW	E 16 NZ	09.88 - 11.95	ALT	FROM: 09.89; UNTIL CHA-NO.: M1169325;M5178236; + PS	5 PK 970
				ALT	FROM: 09.89; UNTIL: 08.92; FROM CHA-NO.: M5178237;M1169326; + PS	5 PK 985
				ALT	FROM: 09.92; + AC; + PS	6 PK 1800
				ALT	FROM: 09.92; + PS; - AC	6 PK 1460
				CAM		ZRK 1292
				CAM		KT 1002
				CAM	UNTIL MTR-NO: 02J22349;19307805	KT 1002 W3
				W-P; CAM	FROM MTR-NO: 02J22350;19307806	KT 1002 W2

1.6

1598 ccm	60 kW	16 SV	09.88 - 05.93	ALT		AVX 10 x 888
----------	-------	-------	---------------	-----	--	--------------



VAUXHALL

CAVALIER Mk III (87)

1.6

1598 ccm	60 kW	16 SV	09.88 - 05.93	ALT	FROM: 09.92; + AC; + PS	6 PK 1800
				ALT	FROM: 09.92; + PS; - AC	6 PK 1460
				ALT	UNTIL CHA-NO.: M1169325; M5178236; + PS	5 PK 970
				ALT	UNTIL: 08.92; FROM CHA-NO.: M5178237; M1169326; + PS	5 PK 985
				CAM	FROM MTR-NO: 02J22350	ZRK 1292
				CAM	UNTIL MTR-NO: 02J22349	ZRK 1016
				CAM	FROM MTR-NO: 02J22350	KT 1002
				W-P; CAM	FROM MTR-NO: 02J22350	KT 1002 W2

1.8

1796 ccm	66 kW	18 SV; C 18 NZ	09.88 - 08.95	ALT	AMP: 70	AVX 10 x 925
				ALT	CHA-NO.: L; AMP: 90	AVX 10 x 1000
				ALT	FROM: 09.90; CHA-NO.: M; N; AMP: 90	AVX 10 x 940
				PS	+ AC	AVX 10 x 690
				PS	UNTIL: 08.92; CHA-NO.: L; M; N; - AC	AVX 10 x 800
				W-P	CHA-NO.: L; M; N; + AC	AVX 10 x 685
				ALT	FROM: 09.92; FROM CHA-NO.: P~; - AC	6 PK 1725
				ALT	FROM: 09.92; FROM CHA-NO.: P~; + AC	6 PK 1900
				CAM	FROM MTR-NO: [14/25] 142839	ZRK 1023
				CAM	UNTIL MTR-NO: [14/25] 142838	ZRK 1278
				CAM	FROM MTR-NO: 14142839; MTR-CODE: C18NZ	KT 1027
				W-P; CAM	FROM MTR-NO: 14142839; MTR-CODE: C 18 NZ	KT 1027 W1

1.8 i KAT

1796 ccm	66 kW	C 18 NZ	03.90 - 11.95	ALT	AMP: 70	AVX 10 x 925
				ALT	FROM: 09.90; AMP: 90	AVX 10 x 940
				ALT	UNTIL: 08.90; AMP: 90	AVX 10 x 1000
				PS		AVX 10 x 800
				PS	+ AC	AVX 10 x 690
				ALT	FROM: 09.92; FROM CHA-NO.: P~; - AC	6 PK 1725
				ALT	FROM: 09.92; FROM CHA-NO.: P~; + AC	6 PK 1900
				CAM	FROM MTR-NO: [14/25] 142839	ZRK 1023
				CAM	UNTIL MTR-NO: [14/25] 142838	ZRK 1278
				CAM	FROM MTR-NO: 14142839	KT 1027
				W-P; CAM	FROM MTR-NO: 14142839	KT 1027 W1

2.0 i

1998 ccm	85 kW	20 NE	09.88 - 10.90	ALT	AMP: 70	AVX 10 x 925
				ALT	CHA-NO.: L; AMP: 90	AVX 10 x 1000
				ALT	CHA-NO.: M; N; AMP: 90	AVX 10 x 940
				PS	- AC	AVX 10 x 785
				CAM		ZRK 1278

2.0 i KAT

1998 ccm	85 kW	C 20 NE	09.90 - 11.95	ALT	FROM: 09.92; FROM CHA-NO.: P~; - AC	6 PK 1725
				ALT	FROM: 09.92; FROM CHA-NO.: P~; + AC	6 PK 1900
				CAM	FROM: 01.93; FROM MTR-NO: [14/25] 608701	ZRK 1023
				CAM	UNTIL: 12.92; UNTIL MTR-NO: [14/25] 608700	ZRK 1278
				CAM	FROM MTR-NO: 14608701	KT 1027
				W-P; CAM	FROM MTR-NO: 14608701	KT 1027 W1

2.0 SRi

1998 ccm	95 kW	20 SEH	09.88 - 09.92	ALT	FROM: 09.90; UNTIL: 08.92; CHA-NO.: M; N; AMP: 90	AVX 10 x 940
				ALT	UNTIL: 08.90; CHA-NO.: L; AMP: 90	AVX 10 x 1000
				ALT	UNTIL: 08.92; AMP: 70	AVX 10 x 925
				PS	UNTIL: 08.92; CHA-NO.: L; M; N; - AC	AVX 10 x 800
				W-P	UNTIL: 08.92; CHA-NO.: L; M; N; + AC	AVX 10 x 685
				CAM	FROM MTR-NO: [14/25] 142839	ZRK 1023
				CAM	UNTIL MTR-NO: [14/25] 142838	ZRK 1278

2.0 i 4x4

1998 ccm	85 kW	20 NE	01.91 - 10.92	ALT	FROM: 09.92; FROM CHA-NO.: P~; - AC	6 PK 1725
				ALT	FROM: 09.92; FROM CHA-NO.: P~; + AC	6 PK 1900

2.0 i 4x4

1998 ccm	95 kW	20 SEH	09.88 - 09.92	ALT	FROM: 09.90; UNTIL: 08.92; CHA-NO.: M; N; AMP: 90	AVX 10 x 940
				ALT	UNTIL: 08.90; CHA-NO.: L; AMP: 90	AVX 10 x 1000
				ALT	UNTIL: 08.92; AMP: 70	AVX 10 x 925
				PS	UNTIL: 08.92; CHA-NO.: L; M; N; - AC	AVX 10 x 800
				W-P	UNTIL: 08.92; CHA-NO.: L; M; N; + AC	AVX 10 x 685
				CAM		ZRK 1278



VAUXHALL

CAVALIER Mk III (87)

2.0 SRi 16V

1998 ccm	100 kW	X 20 XEV	09.93 - 11.95	ALT	- AC	6 PK 1725
				ALT	+ AC	6 PK 1900
				CAM		ZRK 1291
				CAM		KT 1030
				W-P; CAM		KT 1030 W1

2.0 i 16V

1998 ccm	110 kW	C 20 XE	09.88 - 11.95	ALT	AMP: 70	AVX 10 x 925
				ALT	FROM: 09.90; UNTIL: 08.92; CHA-NO.: M;N; AMP: 90	AVX 10 x 940
				ALT	UNTIL: 08.90; CHA-NO.: L; AMP: 90	AVX 10 x 1000
				ALT	UNTIL: 08.92; AMP: 70	AVX 10 x 913
				PS		AVX 10 x 800
				PS	UNTIL: 08.92; CHA-NO.: L;M;N; - AC	AVX 10 x 785
				W-P	UNTIL: 08.92; CHA-NO.: L;M;N; + AC	AVX 10 x 685
				ALT	FROM: 09.92; FROM CHA-NO.: P-; - AC	6 PK 1725
				ALT	FROM: 09.92; FROM CHA-NO.: P-; + AC	6 PK 1900
				CAM	FROM: 01.93; FROM MTR-NO: [14/25] 142839	ZRK 1025
				CAM	UNTIL: 12.92; UNTIL MTR-NO: [14/25] 142838	ZRK 1011
				CAM	FROM MTR-NO: 14142839	KT 1025
				CAM	UNTIL MTR-NO: 14142838	KT 1159
				W-P; CAM	FROM MTR-NO: 14142839	KT 1025 W1

2.0 i 16V 4x4

1998 ccm	110 kW	C 20 XE	09.88 - 11.95	ALT	AMP: 70	AVX 10 x 925
				ALT	FROM: 09.90; UNTIL: 08.92; CHA-NO.: M;N; AMP: 90	AVX 10 x 940
				ALT	UNTIL: 08.90; CHA-NO.: L; AMP: 90	AVX 10 x 1000
				ALT	UNTIL: 08.92; AMP: 70	AVX 10 x 913
				PS		AVX 10 x 800
				PS	UNTIL: 08.92; CHA-NO.: L;M;N; - AC	AVX 10 x 785
				W-P	UNTIL: 08.92; CHA-NO.: L;M;N; + AC	AVX 10 x 685
				ALT	FROM: 09.92; FROM CHA-NO.: P-; - AC	6 PK 1725
				ALT	FROM: 09.92; FROM CHA-NO.: P-; + AC	6 PK 1900
				CAM	FROM: 01.93; FROM MTR-NO: [14/25] 142839	ZRK 1025
				CAM	UNTIL: 12.92; UNTIL MTR-NO: [14/25] 142838	ZRK 1011
				CAM	FROM MTR-NO: 14142839	KT 1025
				CAM	UNTIL MTR-NO: 14142838	KT 1159
				W-P; CAM	FROM MTR-NO: 14142839	KT 1025 W1

2.0 i Turbo 4x4

1998 ccm	150 kW	C 20 LET	06.92 - 11.94	ALT	- AC	6 PK 1725
				ALT	+ AC	6 PK 1900
				CAM	FROM MTR-NO: [14/25] 002935	ZRK 1025
				CAM	UNTIL MTR-NO: [14/25] 002934	ZRK 1011
				CAM	FROM MTR-NO: 14002935	KT 1025
				CAM	UNTIL MTR-NO: 14002934	KT 1159
				W-P; CAM	FROM MTR-NO: 14142839	KT 1025 W1

2.5 V6

2498 ccm	125 kW	C 25 XE	08.88 - 06.94	ALT	- AC	6 PK 1900
				ALT	AMP: 120; MOD: F19; + AC	6 PK 2260
				ALT	MOD: F19; + AC; - AMP: 120	6 PK 2270
				CAM		ZRK 1022
				CAM	OE-NO.: 90530599	KT 1461

1.7 D

1699 ccm	42 kW	17 D	09.88 - 09.92	ALT		AVX 10 x 913
				PS	+ FA	AVX 10 x 825
				PS	+ MAN-TM-4	AVX 10 x 813
				CAM	FROM MTR-NO: [14/25] 333431	ZRK 1025
				CAM	UNTIL MTR-NO: [14/25] 333430	ZRK 1015
				CAM	UNTIL MTR-NO: 14333430; MTR-TYP: Opel	KT 1023
				W-P; CAM	UNTIL MTR-NO: 14363650	KT 1023 W1

1.7 TD

1686 ccm	60 kW	17 DT (TC4EE1)	09.88 - 11.95	PS		AVX 10 x 950
				CAM		ZRK 1280
				CAM	FROM MTR-NO: 551391	KT 1427
				CAM	UNTIL MTR-NO: 551390	KT 1425

1.7 D

1700 ccm	44 kW	17 DR	07.92 - 11.95	CAM	FROM MTR-NO: [14/25] 363652	ZRK 1025
----------	-------	-------	---------------	-----	-----------------------------	----------



VAUXHALL

CAVALIER Mk III (87)

1.7 D

1700 ccm	44 kW	17 DR	07.92 - 11.95	CAM CAM W-P; CAM	UNTIL MTR-NO.: [14/25] 363651 MTR-TYP: Opel FROM MTR-NO.: 14363651	ZRK 1015 KT 1077 KT 1077 W1
----------	-------	-------	---------------	------------------------	--	-----------------------------------

COMBO Mk I (B)

1.2

1195 ccm	33 kW	C 12 NZ;X 12 SZ	07.94 - 10.01	ALT CAM CAM W-P; CAM		AVX 10 x 913 ZRK 1292 KT 1002 KT 1002 W2
----------	-------	-----------------	---------------	-------------------------------	--	---

1.4

1389 ccm	44 kW	C 14 NZ	07.94 - 10.01	ALT ALT ALT CAM CAM W-P; CAM	+ AC + PS; - AC	AVX 10 x 913 6 PK 1800 6 PK 1460 ZRK 1292 KT 1002 KT 1002 W2
----------	-------	---------	---------------	---	--------------------	---

1.4

1389 ccm	60 kW	C 14 SE	07.94 - 10.01	ALT ALT ALT CAM CAM W-P; CAM	+ AC + PS; - AC	AVX 10 x 913 6 PK 1800 6 PK 1460 ZRK 1292 KT 1002 KT 1002 W2
----------	-------	---------	---------------	---	--------------------	---

1.7 D

1686 ccm	44 kW	17 D (4EE1);X 17 D (4EE1)	07.94 - 10.01	PS CAM CAM CAM	FROM CHA-NO.: S30-;S40-;S60-; MTR-TYP: Isuzu UNTIL CHA-NO.: R39-;R49-;R69-; MTR-TYP: Isuzu	AVX 10 x 950 ZRK 1280 KT 1427 KT 1425
----------	-------	---------------------------	---------------	-------------------------	---	--

COMBO Mk II (C) Kasten/Kombi (F25)

1.4 i 16V

1364 ccm	66 kW	Z 14 XEP	01.04 - 11.11	ALT ALT	FROM: 10.04; - AC FROM: 10.04; + AC	5 PK 1230 5 PK 1370
----------	-------	----------	---------------	------------	--	------------------------

1.6

1598 ccm	62 kW	Z 16 SE	08.01 - 10.04	ALT ALT	MOD: Van; - AC MOD: Van; + AC	5 PK 940 5 PK 1210
----------	-------	---------	---------------	------------	----------------------------------	-----------------------

1.6

1598 ccm	64 kW	Z 16 SE	10.01 - 11.11	ALT ALT	- AC + AC	5 PK 940 5 PK 1210
----------	-------	---------	---------------	------------	--------------	-----------------------

1.3 CDTI 16V

1248 ccm	55 kW	Z 13 DTJ	10.05 - 11.11	ALT ALT	- AC + AC	6 PK 1185 6 PK 1318
----------	-------	----------	---------------	------------	--------------	------------------------

1.7 DI 16V

1686 ccm	48 kW	Y 17 DTL	09.01 - 11.11	ALT ALT CAM CAM	- AC + AC MTR-CODE: Z17DTH; AU	6 PK 1250 6 PK 1590 ZRK 1081 KT 1465
----------	-------	----------	---------------	--------------------------	--------------------------------------	---

1.7 DTI 16V

1686 ccm	55 kW	Y 17 DT	10.01 - 11.11	ALT ALT CAM CAM	- AC + AC MTR-CODE: Z17DTH; AU	6 PK 1250 6 PK 1590 ZRK 1081 KT 1465
----------	-------	---------	---------------	--------------------------	--------------------------------------	---

1.7 CDTI 16V

1686 ccm	74 kW	Z 17 DTH	12.04 - 11.11	ALT ALT CAM CAM	- AC + AC MTR-CODE: Z17DTH; AU	6 PK 1275 6 PK 1600 ZRK 1081 KT 1465
----------	-------	----------	---------------	--------------------------	--------------------------------------	---

CORSA Mk I (B)

1.0 i 12V

973 ccm	40 kW	X 10 XE	11.96 - 09.00	ALT ALT	FROM: 06.97; - AC FROM: 06.97; + AC	5 PK 1230 5 PK 1355
---------	-------	---------	---------------	------------	--	------------------------

1.2 i

1195 ccm	33 kW	C 12 NZ;X 12 SZ	03.93 - 09.00	ALT		AVX 10 x 913
----------	-------	-----------------	---------------	-----	--	--------------



VAUXHALL

CORSA Mk I (B)

1.2 i

1195 ccm	33 kW	C 12 NZ;X 12 SZ	03.93 - 09.00	ALT CAM CAM W-P; CAM	+ PS	6 PK 1460 ZRK 1292 KT 1002 KT 1002 W2
----------	-------	-----------------	---------------	-------------------------------	------	--

1.2 i 16V

1199 ccm	48 kW	X 12 XE	03.98 - 09.00	ALT ALT	FROM: 08.98; - AC FROM: 08.98; + AC	5 PK 1230 5 PK 1355
----------	-------	---------	---------------	------------	--	------------------------

1.4 i

1389 ccm	44 kW	C 14 NZ;X 14 SZ	03.93 - 09.00	ALT ALT ALT CAM CAM W-P; CAM	+ AC + PS; - AC	AVX 10 x 913 6 PK 1800 6 PK 1460 ZRK 1292 KT 1002 KT 1002 W2
----------	-------	-----------------	---------------	---	--------------------	---

1.4 i S

1389 ccm	60 kW	C 14 SE	03.93 - 09.00	ALT ALT ALT CAM CAM W-P; CAM	+ AC + PS; - AC	AVX 10 x 913 6 PK 1800 6 PK 1460 ZRK 1292 KT 1002 KT 1002 W2
----------	-------	---------	---------------	---	--------------------	---

1.4 i 16V

1389 ccm	66 kW	X 14 XE	09.94 - 09.00	ALT ALT ALT ALT CAM CAM W-P; CAM	- AC; - PS + AC + PS; - AC	AVX 10 x 913 6 PK 894 6 PK 1800 6 PK 1530 ZRK 1024 KT 1024 KT 1024 W1
----------	-------	---------	---------------	--	----------------------------------	---

1.6 i 16V

1598 ccm	78 kW	X 16 XE	09.94 - 09.00	ALT ALT ALT ALT CAM CAM W-P; CAM	- AC; - PS + AC + PS; - AC	AVX 10 x 913 6 PK 894 6 PK 1800 6 PK 1530 ZRK 1024 KT 1024 KT 1024 W1
----------	-------	---------	---------------	--	----------------------------------	---

1.6 GSI 16V

1598 ccm	80 kW	C 16 XE	03.93 - 09.00	ALT ALT ALT CAM CAM W-P; CAM	FROM: 06.97; - AC; - PS FROM: 06.97; + AC FROM: 06.97; + PS; - AC	6 PK 894 6 PK 1800 6 PK 1530 ZRK 1024 KT 1024 KT 1024 W1
----------	-------	---------	---------------	---	---	---

1.5 D

1488 ccm	37 kW	15 D	03.93 - 09.00	CAM CAM	MTR-TYP: Isuzu	ZRK 1280 KT 1421
----------	-------	------	---------------	------------	----------------	---------------------

1.5 TD

1488 ccm	49 kW	15 DT (T4EC1);X 15 DT (T4EC1)	03.93 - 10.96	CAM CAM	MTR-TYP: Isuzu	ZRK 1280 KT 1421
----------	-------	-------------------------------	---------------	------------	----------------	---------------------

1.7 D

1686 ccm	44 kW	17 D (4EE1);X 17 D (4EE1)	02.96 - 09.00	ALT PS PS CAM CAM CAM	+ FA FROM MTR-NO: 855806; MTR-TYP: Isuzu UNTIL MTR-NO: 855805; MTR-TYP: Isuzu	AVX 10 x 913 AVX 10 x 813 AVX 10 x 825 ZRK 1025 KT 1427 KT 1425
----------	-------	---------------------------	---------------	--------------------------------------	---	--

CORSAVAN Mk I (B)

1.4 i

1389 ccm	44 kW	C 14 NZ	01.94 - 09.00	ALT ALT CAM CAM W-P; CAM	MOD: Van; + AC MOD: Van; + PS; - AC	6 PK 1800 6 PK 1460 ZRK 1292 KT 1002 KT 1002 W2
----------	-------	---------	---------------	--------------------------------------	--	---

**VAUXHALL****CORSAVAN Mk I (B)**

1.7 D						
1686 ccm	44 kW	17 D (4EE1);X 17 D (4EE1)	01.94 - 09.00	CAM		ZRK 1025
				CAM	FROM MTR-NO: 855806; MTR-TYP: Isuzu	KT 1427
				CAM	UNTIL MTR-NO: 855805; MTR-TYP: Isuzu	KT 1425

CORSA Mk II (C) (W5L, F08)

1.0 12V						
973 ccm	43 kW	Z 10 XE	09.00 - 10.03	ALT	- AC	5 PK 1230
				ALT	+ AC	5 PK 1355
1.0 12V						
998 ccm	44 kW	Z 10 XEP	11.03 - 10.06	ALT	- AC	5 PK 1230
				ALT	+ AC	5 PK 1355
1.2 16V						
1199 ccm	55 kW	Z 12 XE	09.00 - 10.06	ALT	- AC	5 PK 1230
				ALT	FROM CHA-NO.: 44001049; + AC	5 PK 1370
				ALT	UNTIL CHA-NO.: 44001048; + AC	5 PK 1355
1.2 16V Dualfuel						
1199 ccm	55 kW	Z 12 XE	08.01 - 10.06	ALT	- AC	5 PK 1230
				ALT	FROM CHA-NO.: 44001049; + AC	5 PK 1370
				ALT	UNTIL CHA-NO.: 44001048; + AC	5 PK 1355
1.4 16V						
1389 ccm	66 kW	Z 14 XE	09.00 - 10.06	ALT	- AC	5 PK 940
				ALT	+ AC	5 PK 1210
				CAM		ZRK 1026
				CAM		KT 1207
				CAM	FROM MTR-NO: 02MZ5254;20U75999	KT 1207 W1
				CAM	UNTIL MTR-NO: 02MZ5253;20U75998	KT 1207 W3
1.8 16V						
1796 ccm	92 kW	Z 18 XE	08.00 - 09.06	ALT	- AC	5 PK 940
				ALT	+ AC	5 PK 1210
				CAM		ZRK 1026
				CAM		KT 1207
				CAM		KT 1207 W2
1.3 CDTI 16V						
1248 ccm	52 kW	Z 13 DT	08.00 - 09.06	ALT	- AC	6 PK 1185
				ALT	+ AC	6 PK 1318
1.7 DI 16V						
1686 ccm	48 kW	Y 17 DTL	08.00 - 09.06	ALT	- AC	6 PK 1250
				ALT	+ AC	6 PK 1590
				CAM		ZRK 1081
				CAM	MTR-CODE: Z17DTH; AU	KT 1465
1.7 DTI 16V						
1686 ccm	55 kW	Y 17 DT	08.00 - 09.06	ALT	- AC	6 PK 1250
				ALT	+ AC	6 PK 1590
				CAM		ZRK 1081
				CAM	MTR-CODE: Z17DTH; AU	KT 1465
1.7 CDTI 16V						
1686 ccm	74 kW	Z 17 DTH	08.00 - 09.06	ALT	- AC	6 PK 1275
				ALT	+ AC	6 PK 1600
				CAM		ZRK 1081
				CAM	MTR-CODE: Z17DTH; AU	KT 1465
CORSAVAN Mk II (C)						
1.2 16V						
1199 ccm	55 kW	Z 12 XE	09.00 - 06.06	ALT	FROM: 08.01; MOD: Van; - AC	5 PK 1230
				ALT	FROM: 08.01; MOD: Van; + AC	5 PK 1355
1.2 16V Dualfuel						
1199 ccm	55 kW	Z 12 XE	08.01 - 06.06	ALT	MOD: Van; - AC	5 PK 1230
				ALT	MOD: Van; + AC	5 PK 1355
1.3 CDTI 16V						
1248 ccm	52 kW	Z 13 DT	04.04 - 06.06	ALT	FROM: 10.04; - AC	6 PK 1185
				ALT	FROM: 10.04; + AC	6 PK 1318
				ALT	MOD: Van; - AC	6 PK 1185
				ALT	MOD: Van; + AC	6 PK 1318
1.4						
1364 ccm	66 kW	Z 14 XEP	11.03 - 06.06	ALT	MOD: Van; - AC	5 PK 1230
				ALT	MOD: Van; + AC	5 PK 1370



VAUXHALL

CORSAVAN Mk II (C)

1.7 DI 16V

1686 ccm	48 kW	Y 17 DTL	09.00 - 06.06	ALT	FROM: 08.01; - AC	6 PK 1250
				ALT	FROM: 08.01; + AC	6 PK 1590
				CAM		ZRK 1081
				CAM	FROM MTR-NO: 328705; AU	KT 1465

1.7 DTI 16V

1686 ccm	55 kW	Y 17 DT	09.00 - 06.06	ALT	FROM: 08.01; - AC	6 PK 1250
				ALT	FROM: 08.01; + AC	6 PK 1590
				CAM		ZRK 1081
				CAM	FROM MTR-NO: 328705; AU	KT 1465

CORSA Mk III (D) (L_8)

1.0

998 ccm	44 kW	A 10 XEP;Z 10 XEP	11.06 -	ALT	- AC	5 PK 1230
				ALT	+ AC	5 PK 1355

1.2

1229 ccm	59 kW	Z 12 XEP	11.06 -	ALT	- AC	5 PK 1230
				ALT	+ AC	5 PK 1355

1.4

1364 ccm	66 kW	Z 14 XEP	07.06 -	ALT	- AC	5 PK 1230
				ALT	+ AC	5 PK 1355

1.6 SRi

1598 ccm	110 kW	A 16 LEL;Z 16 LEL	05.07 -	ALT	- AC	5 PK 1450
				ALT	+ AC	5 PK 1545

1.6 VXR

1598 ccm	141 kW	A 16 LER;Z 16 LER	02.07 -	ALT	- AC	5 PK 1450
				ALT	+ AC	5 PK 1545
				CAM		ZRK 1455
				CAM		KT 1405

1.3 CDTI

1248 ccm	55 kW	A 13 DTC;Z 13 DTJ	11.06 -	ALT	- AC	6 PK 1185
				ALT	+ AC	6 PK 1318

1.3 CDTI

1248 ccm	66 kW	Z 13 DTH	11.06 -	ALT	- AC	6 PK 1185
				ALT	+ AC	6 PK 1318

1.7 CDTI

1686 ccm	92 kW	A 17 DTR	11.06 -	ALT	FROM: 11.06; MTR-CODE: Z17DTR; - AC	6 PK 1250
				ALT	FROM: 11.06; MTR-CODE: Z17DTR; + AC	6 PK 1610
				CAM		ZRK 1081

FRONTERA Mk I (A) Sport

2.0 i

1998 ccm	85 kW	C 20 NE;X 20 SE	03.92 - 10.98	ALT		AVX 10 x 1000
				ALT	AMP: 90	AVX 10 x 1025
				PS		AVX 10 x 785
				ALT	MTR-CODE: X20SE; - AC	6 PK 1725
				ALT	MTR-CODE: X20SE; + AC	6 PK 2055
				CAM	FROM: 01.93; FROM MTR-NO: [14/25] 142839	ZRK 1023
				CAM	UNTIL: 12.92; UNTIL MTR-NO: [14/25] 142838	ZRK 1278
				CAM		KT 1027
				W-P; CAM	FROM MTR-NO: 14608701; MTR-CODE: C 20 NE	KT 1027 W1
				W-P; CAM	MTR-CODE: X 20 SE	KT 1027 W1

2.5 TDS

2499 ccm	85 kW	25TDS (VM41B)	09.96 - 10.98	ALT		8 PK 2188
----------	-------	---------------	---------------	-----	--	-----------

2.8 TD

2771 ccm	83 kW	28 TDI (4JB1T)	03.95 - 08.96	AC-C	MTR-CODE: 28TD; MOD: 5BMW4;5BSUD2; REQ: 2	AVX 13 x 1525
				PS	MTR-CODE: 28TD; MOD: 5BMW4;5BSUD2	AVX 13 x 1450
				CAM		ZRK 1097
				CAM		KT 1110

FRONTERA Mk I (A)

2.0

1998 ccm	85 kW	C 20 NE;X 20 SE	04.95 - 08.98	ALT	MTR-CODE: X20SE; - AC	6 PK 1725
				ALT	MTR-CODE: X20SE; + AC	6 PK 2055

2.2 i

2198 ccm	100 kW	X 22 XE	03.95 - 10.98	ALT	- AC	6 PK 1725
----------	--------	---------	---------------	-----	------	-----------



VAUXHALL

FRONTERA Mk I (A)

2.2 i							
2198 ccm	100 kW	X 22 XE	03.95 - 10.98	ALT	+ AC		6 PK 2055
				CAM			ZRK 1256
				CAM			KT 1384
				W-P; CAM	+ CAT		KT 1384 W1
2.4 i							
2410 ccm	92 kW	C 24 NE	03.92 - 10.98	ALT			AVX 10 x 888
				ALT	AMP: 90		AVX 10 x 875
				PS			AVX 10 x 825
2.3 TD							
2260 ccm	74 kW	23 DTR	03.92 - 10.98	ALT			AVX 10 x 900
				PS			AVX 10 x 825
2.5 TDS							
2499 ccm	85 kW	25TDS (VM41B)	09.96 - 10.98	ALT			8 PK 2188
2.8 TD							
2771 ccm	83 kW	28 TDI (4JB1T)	03.95 - 10.98	AC-C	UNTIL: 08.96; MTR-CODE: 28TD; MOD: 5BMWL4;5BSUD2; REQ: 2		AVX 13 x 1525
				PS	UNTIL: 08.96; MTR-CODE: 28TD; MOD: 5BMWL4;5BSUD2		AVX 13 x 1450
				CAM			ZRK 1097
				CAM			KT 1110

FRONTERA Mk II (B)

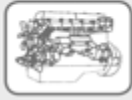
2.2 i							
2198 ccm	100 kW	X 22 SE;Y 22 SE	10.98 - 10.04	ALT	MTR-CODE: X22SE;Y22SE; - AC		6 PK 1725
				ALT	UNTIL: 10.03; + AC		6 PK 1855
				CAM			ZRK 1256
				CAM			KT 1384
3.2 i							
3165 ccm	151 kW	6 VD1;Y 32 NE	10.98 - 10.04	ALT	MTR-CODE: 32D1; - AC		6 PK 2040
				ALT	MTR-CODE: 32D1; + AC		6 PK 2285
2.2 DTI							
2171 ccm	85 kW	X 22 DTH;Y 22 DTH	10.98 - 09.04	ALT	MTR-CODE: X22DTH; - AC		6 PK 1800
				ALT	MTR-CODE: X22DTH; + AC		6 PK 1900

INSIGNIA

1.6 Turbo							
1598 ccm	132 kW	A 16 LET	01.09 -	ALT	- AC		6 PK 1450
				ALT	+ AC		6 PK 1555
1.8							
1796 ccm	103 kW	A 18 XER	07.08 -	ALT	- AC		6 PK 1450
				ALT	+ AC		6 PK 1555
2.8 V6 Turbo 4x4							
2792 ccm	191 kW	A 28 NET	07.08 -	ALT			6 PK 2390
2.0 CDTI							
1956 ccm	96 kW	A 20 DTJ	07.08 -	ALT			6 PK 1900
2.0 CDTI							
1956 ccm	118 kW	A 20 DTH	07.08 -	ALT			6 PK 1900

INSIGNIA Sedan

1.6							
1598 ccm	85 kW	A 16 XER	07.08 -	ALT	- AC		6 PK 1450
				ALT	+ AC		6 PK 1555
1.6 Turbo							
1598 ccm	132 kW	A 16 LET	01.09 -	ALT	- AC		6 PK 1450
				ALT	+ AC		6 PK 1555
1.8							
1796 ccm	103 kW	A 18 XER	07.08 -	ALT	- AC		6 PK 1450
				ALT	+ AC		6 PK 1555
2.8 V6 Turbo 4x4							
2792 ccm	191 kW	A 28 NET	07.08 -	ALT			6 PK 2390
2.0 CDTI							
1956 ccm	81 kW	A 20 DTC	07.08 -	ALT			6 PK 1900
2.0 CDTI							
1956 ccm	96 kW	A 20 DTJ	07.08 -	ALT			6 PK 1900
2.0 CDTI							
1956 ccm	118 kW	A 20 DTH	07.08 -	ALT			6 PK 1900



VAUXHALL

INSIGNIA SPORTS TOURER

1.6 Turbo

1598 ccm	132 kW	A 16 LET	01.09 -	ALT	- AC	6 PK 1450
				ALT	+ AC	6 PK 1555

1.8

1796 ccm	103 kW	A 18 XER	07.08 -	ALT	- AC	6 PK 1450
				ALT	+ AC	6 PK 1555

2.8 V6 Turbo

2792 ccm	191 kW	A 28 NET	08.08 -	ALT		6 PK 2390
----------	--------	----------	---------	-----	--	-----------

2.0 CDTI

1956 ccm	96 kW	A 20 DTJ	07.08 -	ALT		6 PK 1900
----------	-------	----------	---------	-----	--	-----------

2.0 CDTI

1956 ccm	118 kW	A 20 DTH	07.08 -	ALT		6 PK 1900
----------	--------	----------	---------	-----	--	-----------

MERIVA Mk I (A)

1.4 16V Twinport

1364 ccm	66 kW	Z 14 XEP	01.03 - 10.09	ALT	- AC	5 PK 1230
				ALT	+ AC	5 PK 1370

1.6 i

1598 ccm	64 kW	Z 16 SE	01.03 - 10.09	ALT	- AC	5 PK 940
				ALT	+ AC	5 PK 1210
				CAM		ZRK 1292
				CAM		KT 1002
				W-P; CAM		KT 1002 W1

1.6 i 16V

1598 ccm	74 kW	Z 16 XE	01.03 - 10.09	ALT	- AC	5 PK 940
				ALT	+ AC	5 PK 1210
				CAM		ZRK 1026
				CAM		KT 1207
				CAM		KT 1207 W1

1.6 i 16V Twinport

1598 ccm	77 kW	Z 16 XEP	01.03 - 10.09	ALT	- AC	5 PK 1450
				ALT	+ AC	5 PK 1545
				CAM	MTR-CODE: Z16LET;Z16XEP	ZRK 1455
				CAM		KT 1405

1.8 i 16V

1796 ccm	92 kW	Z 18 XE	05.03 - 08.05	ALT	- AC	5 PK 940
				ALT	+ AC	5 PK 1210
				CAM		ZRK 1026
				CAM		KT 1207
				CAM		KT 1207 W2

1.6 Turbo

1598 ccm	132 kW	Z 16 LET	05.06 - 06.10	ALT	- AC	5 PK 1450
				ALT	+ AC	5 PK 1545
				CAM	MTR-CODE: Z16LET;Z16XEP	ZRK 1455
				CAM		KT 1405

1.3 CDTI

1248 ccm	55 kW	Z 13 DTJ	01.03 - 10.09	ALT	FROM: 04.06; - AC	6 PK 1185
				ALT	FROM: 04.06; + AC	6 PK 1318

1.7 CDTI 16V

1686 ccm	74 kW	Z 17 DTH	09.03 - 08.05	ALT	- AC	6 PK 1275
				ALT	+ AC	6 PK 1600
				CAM		ZRK 1081
				CAM	MTR-CODE: Z17DTH; AU	KT 1465

1.7 CDTi

1686 ccm	92 kW	Z 17 DTR	08.06 - 06.10	ALT	- AC	6 PK 1250
				ALT	+ AC	6 PK 1590
				CAM		ZRK 1081

MONTEREY

3.2

3165 ccm	130 kW	6 VD1	06.92 - 07.98	PS		AVX 10 x 1025
				AC-C	FROM: 05.94	4 PK 805
				ALT	FROM: 05.94	4 PK 966
				CAM		ZRK 1235

3.1 TD

3059 ccm	84 kW	4 JG2TC	09.91 - 07.98	AC-C	FROM: 05.94; MTR-CODE: 31TD; MOD: UB; REQ: 2; + AC	AVX 13 x 1525
----------	-------	---------	---------------	------	--	---------------

**VAUXHALL****MONTEREY****3.1 TD**

3059 ccm	84 kW	4 JG2TC	09.91 - 07.98	PS CAM CAM	FROM: 05.94; MTR-CODE: 31TD; MOD: UB; - AC	AVX 13 x 1450 ZRK 1097 KT 1110
----------	-------	---------	---------------	------------------	--	--------------------------------------

MONTEREY Mk II**3.5 V6 24V**

3494 ccm	158 kW	6 VE1	07.98 - 08.99	ALT ALT	- AC + AC	6 PK 2040 6 PK 2285
----------	--------	-------	---------------	------------	--------------	------------------------

3.0 DTI

2999 ccm	117 kW	4 JX1	07.98 - 08.99	CAM		ZRK 1431
----------	--------	-------	---------------	-----	--	----------

OMEGA (B)**2.0**

1998 ccm	85 kW	20 SE	09.95 - 09.96	ALT ALT	- AC + AC	6 PK 1725 6 PK 1900
----------	-------	-------	---------------	------------	--------------	------------------------

2.0

1998 ccm	85 kW	X 20 SE	03.94 - 09.99	ALT ALT CAM CAM W-P; CAM	- AC + AC	6 PK 1725 6 PK 1900 ZRK 1023 KT 1027 KT 1027 W1
----------	-------	---------	---------------	--------------------------------------	--------------	---

2.0 16V

1998 ccm	100 kW	X 20 XEV	03.94 - 09.99	ALT ALT CAM CAM W-P; CAM	- AC + AC	6 PK 1725 6 PK 1900 ZRK 1291 KT 1030 KT 1030 W1
----------	--------	----------	---------------	--------------------------------------	--------------	---

2.2 16V

2198 ccm	106 kW	Y 22 XE;Z 22 XE	01.94 - 06.03	ALT ALT CAM CAM W-P; CAM	FROM: 08.00; - AC FROM: 08.00; + AC	6 PK 1725 6 PK 1900 ZRK 1256 KT 1384 KT 1384 W1
----------	--------	-----------------	---------------	--------------------------------------	--	---

2.5 V6

2498 ccm	125 kW	X 25 XE	03.94 - 09.00	ALT ALT ALT CAM CAM	- AC FROM CHA-NO.: S1059679; + AC UNTIL CHA-NO.: S1059678; + AC UNTIL: 08.98; UNTIL MTR-NO: 08300418 UNTIL MTR-NO: 08300418; OE-NO.: 90530599	6 PK 1900 6 PK 2020 6 PK 2260 ZRK 1022 KT 1461
----------	--------	---------	---------------	---------------------------------	---	--

2.6 V6

2597 ccm	132 kW	Y 26 SE	08.00 - 07.03	ALT ALT	- AC + AC	6 PK 1900 6 PK 2020
----------	--------	---------	---------------	------------	--------------	------------------------

3.0 V6

2962 ccm	155 kW	X 30 XE	04.94 - 07.00	ALT ALT ALT CAM CAM	- AC FROM CHA-NO.: S1059679; + AC UNTIL CHA-NO.: S1059678; + AC UNTIL: 08.98; UNTIL MTR-NO: 08300418 UNTIL MTR-NO: 08300418; OE-NO.: 90530599	6 PK 1900 6 PK 2020 6 PK 2260 ZRK 1022 KT 1461
----------	--------	---------	---------------	---------------------------------	---	--

3.2 V6

3175 ccm	160 kW	Y 32 SE	02.01 - 07.03	ALT ALT	- AC + AC	6 PK 1900 6 PK 2020
----------	--------	---------	---------------	------------	--------------	------------------------

2.0 DTI 16V

1995 ccm	74 kW	X 20 DTH	01.98 - 09.00	ALT ALT	- AC + AC	6 PK 1800 6 PK 1900
----------	-------	----------	---------------	------------	--------------	------------------------

2.2 DTI 16V

2171 ccm	88 kW	Y 22 DTH	08.00 - 07.03	ALT ALT	- AC + AC	6 PK 1800 6 PK 1900
----------	-------	----------	---------------	------------	--------------	------------------------

2.5 TD

2497 ccm	96 kW	25 DT;X 25 DT	04.94 - 02.01	AC-C AC-C ALT	FROM CHA-NO.: W1000001 UNTIL CHA-NO.: V1999999	4 PK 805 4 PK 780 5 PK 1815
----------	-------	---------------	---------------	---------------------	---	-----------------------------------

OMEGA (B) Estate**2.0**

1998 ccm	85 kW	X 20 SE	03.94 - 09.99	ALT ALT	- AC + AC	6 PK 1725 6 PK 1900
----------	-------	---------	---------------	------------	--------------	------------------------



VAUXHALL

OMEGA (B) Estate

2.0						
1998 ccm	85 kW	X 20 SE	03.94 - 09.99	CAM CAM W-P; CAM		ZRK 1023 KT 1027 KT 1027 W1
2.0 16V						
1998 ccm	100 kW	X 20 XEV	03.94 - 02.01	ALT ALT CAM CAM W-P; CAM	- AC + AC	6 PK 1725 6 PK 1900 ZRK 1291 KT 1030 KT 1030 W1
2.2 16V						
2198 ccm	106 kW	Y 22 XE;Z 22 XE	02.94 - 06.03	ALT ALT CAM CAM W-P; CAM	FROM: 08.00; - AC FROM: 08.00; + AC	6 PK 1725 6 PK 1900 ZRK 1256 KT 1384 KT 1384 W1
2.5 V6						
2498 ccm	125 kW	X 25 XE	03.94 - 09.00	ALT ALT ALT CAM CAM	- AC FROM CHA-NO.: S1059679; + AC UNTIL CHA-NO.: S1059678; + AC UNTIL: 08.98; UNTIL MTR-NO: 08300418 UNTIL MTR-NO: 08300418; OE-NO.: 90530599	6 PK 1900 6 PK 2020 6 PK 2260 ZRK 1022 KT 1461
2.6 V6						
2597 ccm	132 kW	Y 26 SE	08.00 - 03.04	ALT ALT	- AC + AC	6 PK 1900 6 PK 2020
3.0 V6						
2962 ccm	155 kW	X 30 XE	07.94 - 07.00	ALT ALT ALT CAM CAM	- AC FROM CHA-NO.: S1059679; + AC UNTIL CHA-NO.: S1059678; + AC UNTIL: 08.98; UNTIL MTR-NO: 08300418 UNTIL MTR-NO: 08300418; OE-NO.: 90530599	6 PK 1900 6 PK 2020 6 PK 2260 ZRK 1022 KT 1461
3.2 V6						
3175 ccm	160 kW	Y 32 SE	02.01 - 03.04	ALT ALT	- AC + AC	6 PK 1900 6 PK 2020
2.0 DTI 16V						
1995 ccm	74 kW	X 20 DTH	01.98 - 09.00	ALT ALT	- AC + AC	6 PK 1800 6 PK 1900
2.2 DTI 16V						
2171 ccm	88 kW	Y 22 DTH	08.00 - 03.04	ALT ALT	- AC + AC	6 PK 1800 6 PK 1900
2.5 TD						
2497 ccm	96 kW	25 DT;X 25 DT	04.94 - 02.01	AC-C AC-C ALT	FROM CHA-NO.: W1000001 UNTIL CHA-NO.: V1999999	4 PK 805 4 PK 780 5 PK 1815
SIGNUM						
1.8						
1796 ccm	90 kW	Z 18 XE	06.03 - 07.05	ALT ALT	- AC + AC	5 PK 940 5 PK 1240
2.0 i Turbo						
1998 ccm	129 kW	Z 20 NET	01.02 - 10.08	ALT ALT	FROM: 09.03; - AC FROM: 09.03; + AC	5 PK 880 5 PK 1030
1.8						
1796 ccm	103 kW	Z 18 XER	08.05 - 05.08	ALT ALT	- AC UNTIL: 03.08; + AC	5 PK 1450 5 PK 1545
2.2 i						
2198 ccm	114 kW	Z 22 YH	05.03 - 05.08	ALT ALT	- AC + AC	5 PK 880 5 PK 1030
2.8 V6 Turbo						
2792 ccm	169 kW	Z 28 NEL	04.02 - 05.08	ALT		6 PK 2120
3.2 V6						
3175 ccm	155 kW	Z 32 SE	05.03 - 05.08	ALT ALT	- AC + AC	6 PK 1863 6 PK 1990
1.9 CDTI						
1910 ccm	88 kW	Z 19 DT	04.04 - 03.08	ALT ALT	+ AC UNTIL CHA-NO.: 71111927; - AC	6 PK 1413 6 PK 1055



VAUXHALL

SIGNUM

1.9 CDTI

1910 ccm	88 kW	Z 19 DT	04.04 - 03.08	CAM CAM		ZRK 1540 KT 1426
----------	-------	---------	---------------	------------	--	---------------------

1.9 CDTI 16V

1910 ccm	110 kW	Z 19 DTH	04.04 - 03.08	ALT ALT CAM CAM W-P; CAM	+ AC UNTIL CHA-NO.: 71111927; - AC UNTIL MTR-NO: 1736049	6 PK 1413 6 PK 1055 ZRK 1466 KT 1400 KT 1400 W1
----------	--------	----------	---------------	--------------------------------------	--	---

2.0 DTI

1994 ccm	74 kW	Y 20 DTH	05.03 - 05.08	ALT ALT	- AC FROM CHA-NO.: 31154546; + AC	6 PK 1800 6 PK 1880
----------	-------	----------	---------------	------------	--------------------------------------	------------------------

2.2 DTI

2172 ccm	92 kW	Y 22 DTR	05.03 - 05.08	ALT ALT	- AC FROM CHA-NO.: 31154546; + AC	6 PK 1800 6 PK 1880
----------	-------	----------	---------------	------------	--------------------------------------	------------------------

3.0 CDTi

2958 ccm	130 kW	Y 30 DT	05.03 - 05.08	ALT		6 PK 1920
----------	--------	---------	---------------	-----	--	-----------

3.0 V6 CDTI

2959 ccm	135 kW	Z 30 DT	04.02 - 05.08	ALT	+ AC	6 PK 1920
----------	--------	---------	---------------	-----	------	-----------

SINTRA

2.2 i 16 V

2198 ccm	104 kW	X 22 XE	11.96 - 04.99	ALT ALT CAM CAM W-P; CAM	FROM: 03.97; - AC FROM: 03.97; + AC	6 PK 1725 6 PK 1900 ZRK 1256 KT 1384 KT 1384 W1
----------	--------	---------	---------------	--------------------------------------	--	---

3.0 i 24V

2962 ccm	148 kW	X 30 XE	11.96 - 04.99	ALT CAM CAM	FROM: 03.97 UNTIL: 08.98 UNTIL MTR-NO: 08300000; OE-NO.: 90530599	6 PK 2020 ZRK 1022 KT 1461
----------	--------	---------	---------------	-------------------	---	----------------------------------

2.2 DTI

2171 ccm	85 kW	X 22 DTH	07.97 - 04.99	ALT ALT	FROM: 01.99; - AC FROM: 01.99; + AC	6 PK 1800 6 PK 1900
----------	-------	----------	---------------	------------	--	------------------------

SPEEDSTER (VX220)

2.0

1998 ccm	162 kW	Z 20 LET	10.03 - 09.06	ALT		5 PK 1680
----------	--------	----------	---------------	-----	--	-----------

TIGRA Mk I (F07)

1.4 16V

1389 ccm	66 kW	X 14 XE	07.94 - 12.00	ALT ALT ALT CAM CAM W-P; CAM	- AC; - PS + AC + PS; - AC	6 PK 894 6 PK 1800 6 PK 1530 ZRK 1024 KT 1024 KT 1024 W1
----------	-------	---------	---------------	---	----------------------------------	---

1.6 16V

1598 ccm	78 kW	X 16 XE	07.94 - 12.00	ALT ALT ALT CAM CAM W-P; CAM	FROM: 06.97; - AC; - PS FROM: 06.97; + AC FROM: 06.97; + PS; - AC	6 PK 894 6 PK 1800 6 PK 1530 ZRK 1024 KT 1024 KT 1024 W1
----------	-------	---------	---------------	---	---	---

TIGRA TwinTop

1.4

1364 ccm	66 kW	Z 14 XEP	06.04 - 08.09	ALT ALT	- AC + AC	5 PK 1230 5 PK 1370
----------	-------	----------	---------------	------------	--------------	------------------------

1.8

1796 ccm	92 kW	Z 18 XE	06.04 - 08.09	ALT ALT	- AC + AC	5 PK 940 5 PK 1210
----------	-------	---------	---------------	------------	--------------	-----------------------

1.3 CDTI

1248 ccm	51 kW	Z 13 DT	06.04 - 08.09	ALT ALT	FROM: 11.04; - AC FROM: 11.04; + AC	6 PK 1185 6 PK 1318
----------	-------	---------	---------------	------------	--	------------------------



VAUXHALL

VECTRA (B)

1.6 i

1598 ccm	55 kW	X 16 SZR	08.95 - 10.01	ALT	- AC	6 PK 1460
				ALT	+ AC	6 PK 1800
				CAM		ZRK 1292
				CAM		KT 1002
				W-P; CAM		KT 1002 W2

1.6 i 16V

1598 ccm	74 kW	X 16 XEL;Y 16 XE;Z 16 XE	08.95 - 10.01	ALT	- AC	6 PK 1530
				ALT	+ AC	6 PK 1800
				CAM		ZRK 1024
				CAM		KT 1024
				W-P; CAM	FROM MTR-NO: 02MZ5254;20U75999	KT 1024 W2
				W-P; CAM	UNTIL MTR-NO: 02MZ5253;20U75998	KT 1024 W1

1.8 i 16V

1796 ccm	85 kW	X 18 XE;X 18 XE1	10.95 - 09.00	ALT	- AC	6 PK 1530
				ALT	+ AC	6 PK 1800
				CAM		ZRK 1291
				CAM	FROM: 01.99; MTR-CODE: X18XE1	ZRK 1024
				CAM	UNTIL: 12.98; MTR-CODE: X18XE1	ZRK 1026
				CAM		KT 1030
				CAM	MTR-CODE: X18XE1	KT 1024
				W-P; CAM		KT 1030 W1
				W-P; CAM	MTR-CODE: X 18 XE1	KT 1024 W3

1.8 i 16V

1796 ccm	92 kW	Z 18 XE	09.00 - 03.02	ALT	- AC	6 PK 1530
				ALT	+ AC	6 PK 1800
				CAM		ZRK 1024
				CAM		KT 1024
				W-P; CAM		KT 1024 W3

2.0 i 16V

1998 ccm	100 kW	X 20 XEV	10.95 - 01.01	ALT	- AC	6 PK 1725
				ALT	+ AC	6 PK 1900
				CAM		ZRK 1291
				CAM		KT 1030
				W-P; CAM		KT 1030 W1

2.2 i 16V

2198 ccm	108 kW	Z 22 SE	08.95 - 10.01	ALT	- AC	5 PK 880
				ALT	+ AC	5 PK 1030

2.5 i V6

2498 ccm	125 kW	X 25 XE	09.95 - 08.00	ALT	- AC	6 PK 1900
				ALT	+ AC	6 PK 2020
				CAM	UNTIL CHA-NO.: W1285446;W5276825;W7154258; FROM MTR- NO: 0814430; UNTIL MTR-NO: 08300418	ZRK 1022
				CAM	UNTIL CHA-NO.: W1285446, W5276825;W154258; OE-NO.: 90530599	KT 1461

2.6 i V6

2597 ccm	125 kW	Y 26 SE	09.00 - 03.02	ALT	- AC	6 PK 1900
				ALT	+ AC	6 PK 2020

2.5 i GSi

2498 ccm	143 kW	X 25 XE	03.98 - 07.00	ALT	- AC	6 PK 1900
				ALT	+ AC	6 PK 2020
				CAM	UNTIL CHA-NO.: W1285446;W5276825;W7154258	ZRK 1022
				CAM	UNTIL CHA-NO.: W1285446, W5276825;W154258; OE-NO.: 90530599	KT 1461

1.7 TD

1686 ccm	60 kW	X 17 DT (TC4EE1)	10.95 - 11.96	ALT; AC-C		AVX 13 x 915
				PS		AVX 10 x 950
				CAM		ZRK 1280
				CAM	MTR-TYP: Isuzu	KT 1427

2.0 DI 16V

1995 ccm	60 kW	X 20 DTL	08.95 - 10.01	ALT	- AC	6 PK 1800
				ALT	+ AC	6 PK 1900

2.0 DTI 16V

1995 ccm	74 kW	X 20 DTH;Y 20 DTH	08.95 - 10.01	ALT	- AC	6 PK 1800
				ALT	+ AC	6 PK 1900



VAUXHALL

VECTRA (B)

2.2 DTI 16V

2172 ccm	92 kW	Y 22 DTR	08.95 - 10.01	ALT	- AC	6 PK 1800
				ALT	+ AC	6 PK 1900

VECTRA (B) CC

1.6 i

1598 ccm	55 kW	X 16 SZR	08.95 - 10.01	ALT	- AC	6 PK 1460
				ALT	+ AC	6 PK 1800
				CAM		ZRK 1292
				CAM		KT 1002
				W-P; CAM		KT 1002 W2

1.6 i 16V

1598 ccm	74 kW	X 16 XEL;Y 16 XE;Z 16 XE	08.95 - 10.01	ALT	- AC	6 PK 1530
				ALT	+ AC	6 PK 1800
				CAM		ZRK 1024
				CAM		KT 1024
				W-P; CAM	FROM MTR-NO: 02MZ5254;20U75999	KT 1024 W2
				W-P; CAM	UNTIL MTR-NO: 02MZ5253;20U75998	KT 1024 W1

1.8 i 16V

1796 ccm	85 kW	X 18 XE;X 18 XE1	10.95 - 09.00	ALT	FROM: 02.99; - AC	6 PK 1530
				ALT	FROM: 02.99; + AC	6 PK 1800
				CAM		ZRK 1291
				CAM	MTR-CODE: X18XE1	ZRK 1024
				CAM		KT 1030
				CAM	MTR-CODE: X18XE1	KT 1024
				W-P; CAM		KT 1030 W1
				W-P; CAM	MTR-CODE: X 18 XE1	KT 1024 W3

1.8 i 16V

1796 ccm	92 kW	Z 18 XE	09.00 - 07.03	ALT	- AC	6 PK 1530
				ALT	+ AC	6 PK 1800
				CAM		ZRK 1024
				CAM		KT 1024
				W-P; CAM		KT 1024 W3

2.0 i 16V

1998 ccm	100 kW	X 20 XEV	10.95 - 01.01	ALT	- AC	6 PK 1725
				ALT	+ AC	6 PK 1900
				CAM		ZRK 1291
				CAM		KT 1030
				W-P; CAM		KT 1030 W1

2.2 i 16V

2198 ccm	108 kW	Z 22 SE	09.00 - 07.03	ALT	- AC	5 PK 880
				ALT	+ AC	5 PK 1030

2.5 i V6

2498 ccm	125 kW	X 25 XE	09.95 - 08.00	ALT	- AC	6 PK 1900
				ALT	+ AC	6 PK 2020
				CAM	UNTIL CHA-NO.:	ZRK 1022
					W1285446;W5276825;W7154258; FROM MTR-NO: 0814430; UNTIL MTR-NO: 08300418	
				CAM	UNTIL CHA-NO.: W1285446, W5276825;W7154258; FROM MTR-NO: 08144300; UNTIL MTR-NO: 08300418; OE-NO.: 90530599	KT 1461

2.6 i V6

2597 ccm	125 kW	Y 26 SE	09.00 - 07.03	ALT	- AC	6 PK 1900
				ALT	+ AC	6 PK 2020

2.5 i GSi

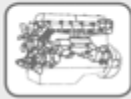
2498 ccm	143 kW	X 25 XE	03.98 - 07.00	ALT	- AC	6 PK 1900
				ALT	+ AC	6 PK 2020
				CAM	UNTIL CHA-NO.: W1285446;W5276825;W7154258	ZRK 1022
				CAM	UNTIL CHA-NO.: W1285446, W5276825;W7154258; OE-NO.: 90530599	KT 1461

1.7 TD

1686 ccm	60 kW	X 17 DT (TC4EE1)	10.95 - 11.96	ALT; AC-C		AVX 13 x 915
				PS		AVX 10 x 950
				CAM		ZRK 1280
				CAM	MTR-TYP: Isuzu	KT 1427

2.0 Di 16V

1995 ccm	60 kW	X 20 DTL	08.95 - 10.01	ALT	- AC	6 PK 1800
				ALT	+ AC	6 PK 1900



VAUXHALL

VECTRA (B) CC

2.0 DTi 16V

1995 ccm	74 kW	X 20 DTH;Y 20 DTH	06.97 - 10.01	ALT	- AC	6 PK 1800
				ALT	+ AC	6 PK 1900

2.2 DTi 16V

2172 ccm	92 kW	Y 22 DTR	08.95 - 10.01	ALT	- AC	6 PK 1800
				ALT	+ AC	6 PK 1900

VECTRA (B) Estate

1.6 i

1598 ccm	55 kW	X 16 SZR	11.96 - 03.02	ALT	- AC	6 PK 1460
				ALT	+ AC	6 PK 1800
				CAM		ZRK 1292
				CAM		KT 1002
				W-P; CAM		KT 1002 W2

1.6 i 16V

1598 ccm	74 kW	X 16 XEL;Y 16 XE;Z 16 XE	11.96 - 03.02	ALT	- AC	6 PK 1530
				ALT	+ AC	6 PK 1800
				CAM		ZRK 1024
				CAM		KT 1024
				W-P; CAM	FROM MTR-NO: 02MZ5254;20U75999	KT 1024 W2
				W-P; CAM	UNTIL MTR-NO: 02MZ5253;20U75998	KT 1024 W1

1.8 i 16V

1796 ccm	85 kW	X 18 XE;X 18 XE1	11.96 - 09.00	ALT	- AC	6 PK 1530
				ALT	+ AC	6 PK 1800
				CAM		ZRK 1291
				CAM	MTR-CODE: X18XE1	ZRK 1024
				CAM		KT 1030
				CAM	MTR-CODE: X18XE1	KT 1024
				W-P; CAM		KT 1030 W1
				W-P; CAM	MTR-CODE: X 18 XE1	KT 1024 W3

1.8 i 16V

1796 ccm	92 kW	Z 18 XE	09.00 - 03.02	ALT	- AC	6 PK 1530
				ALT	+ AC	6 PK 1800
				CAM		ZRK 1024
				CAM		KT 1024
				W-P; CAM		KT 1024 W3

2.0 i 16V

1998 ccm	100 kW	X 20 XEV	10.95 - 01.01	ALT	- AC	6 PK 1725
				ALT	+ AC	6 PK 1900
				CAM		ZRK 1291
				CAM		KT 1030
				W-P; CAM		KT 1030 W1

2.2 i 16V

2198 ccm	108 kW	Z 22 SE	08.95 - 10.01	ALT	- AC	5 PK 880
				ALT	+ AC	5 PK 1030

2.5 i V6

2498 ccm	125 kW	X 25 XE	11.96 - 08.00	ALT	- AC	6 PK 1900
				ALT	+ AC	6 PK 2020
				CAM	UNTIL CHA-NO.: W1285446;W5276825;W7154258; FROM MTR- NO: 0814430; UNTIL MTR-NO: 08300418	ZRK 1022
				CAM	UNTIL CHA-NO.: W1285446, W5276825;W7154258; FROM MTR-NO: 08144300; OE-NO.: 90530599; UNTIL MTR-NO: 08300418	KT 1461

2.6 i V6

2597 ccm	125 kW	Y 26 SE	09.00 - 03.02	ALT	- AC	6 PK 1900
				ALT	+ AC	6 PK 2020

2.5 i GSi

2498 ccm	143 kW	X 25 XE	05.98 - 09.99	ALT	- AC	6 PK 1900
				ALT	+ AC	6 PK 2020
				CAM	UNTIL CHA-NO.: W1285446;W5276825;W7154258	ZRK 1022
				CAM	UNTIL CHA-NO.: W1285446, W5276825;W7154258; OE-NO.: 90530599	KT 1461

2.0 DI 16V

1995 ccm	60 kW	X 20 DTL	08.95 - 10.01	ALT	- AC	6 PK 1800
				ALT	+ AC	6 PK 1900

2.0 DTi 16V

1995 ccm	74 kW	X 20 DTH;Y 20 DTH	08.95 - 10.01	ALT	- AC	6 PK 1800
----------	-------	-------------------	---------------	-----	------	-----------



VAUXHALL

VECTRA (B) Estate

2.0 DTI 16V

1995 ccm 74 kW X 20 DTH;Y 20 DTH 08.95 - 10.01 ALT + AC 6 PK 1900

2.2 DTI 16V

2172 ccm 92 kW Y 22 DTR 08.95 - 10.01 ALT - AC 6 PK 1800
ALT + AC 6 PK 1900

VECTRA Mk II (C) GTS

1.6 16V

1598 ccm 74 kW Z 16 XE 06.04 - 07.08 ALT FROM: 08.05; - AC 5 PK 940
ALT FROM: 08.05; + AC 5 PK 1240
CAM ZRK 1026
CAM KT 1207
CAM KT 1207 W1

1.6

1598 ccm 77 kW Z 16 XEP 01.06 - 07.08 ALT - AC 5 PK 1450
ALT + AC 5 PK 1545
CAM ZRK 1455
CAM KT 1405

1.8 16V

1796 ccm 90 kW Z 18 XE 08.02 - 07.08 ALT - AC 5 PK 940
ALT + AC 5 PK 1240
CAM ZRK 1026
CAM KT 1207
CAM KT 1207 W2

1.8 16V Dualfuel

1796 ccm 90 kW Z 18 XE 08.02 - 07.08 ALT - AC 5 PK 940
ALT + AC 5 PK 1240

1.8

1796 ccm 103 kW Z 18 XER 01.06 - 07.08 ALT - AC 5 PK 1450
ALT + AC 5 PK 1545
CAM ZRK 1455
CAM KT 1405

2.0 16V Turbo

1998 ccm 129 kW Z 20 NET 03.03 - 07.08 ALT - AC 5 PK 880
ALT + AC 5 PK 1030

2.2 16V

2198 ccm 108 kW Z 22 SE 08.02 - 07.08 ALT - AC 5 PK 880
ALT + AC 5 PK 1030

2.2 direct

2198 ccm 114 kW Z 22 YH 10.03 - 08.05 ALT FROM: 04.04; - AC 5 PK 880
ALT FROM: 04.04; + AC 5 PK 1030

2.8 V6 Turbo

2792 ccm 169 kW Z 28 NEL 08.05 - 07.08 ALT 6 PK 2120

2.8 V6 Turbo

2792 ccm 184 kW Z 28 NET 08.06 - 07.08 ALT 6 PK 2120

2.8 V6 Turbo

2792 ccm 188 kW Z 28 NET 08.05 - 07.08 ALT 6 PK 2120

3.2 V6

3175 ccm 155 kW Z 32 SE 08.02 - 07.08 ALT - AC 6 PK 1863
ALT + AC 6 PK 1990

1.9 CDTI

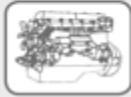
1910 ccm 74 kW Z 19 DTL 10.05 - 07.08 ALT + AC 6 PK 1413
ALT UNTIL CHA-NO.: 48999999; - AC 6 PK 1055
ALT UNTIL CHA-NO.: 71111927; - AC 6 PK 1055
CAM ZRK 1540
CAM KT 1426

1.9 CDTI

1910 ccm 88 kW Z 19 DT 08.02 - 07.08 ALT + AC 6 PK 1413
ALT UNTIL CHA-NO.: 48999999; - AC 6 PK 1055
ALT UNTIL CHA-NO.: 71111927; - AC 6 PK 1055
CAM MTR-CODE: Z19DT;Z19DTL ZRK 1540
CAM MTR-CODE: Z19DT;Z19DTL KT 1426

1.9 CDTI 16V

1910 ccm 110 kW Z 19 DTH 04.04 - 07.08 ALT + AC 6 PK 1413
ALT UNTIL CHA-NO.: 48999999; - AC 6 PK 1055
ALT UNTIL CHA-NO.: 71111927; - AC 6 PK 1055



VAUXHALL

VECTRA Mk II (C) GTS

1.9 CDTI 16V

1910 ccm	110 kW	Z 19 DTH	04.04 - 07.08	CAM CAM W-P; CAM	UNTIL MTR-NO: 1736049	ZRK 1466 KT 1400 KT 1400 W1
----------	--------	----------	---------------	------------------------	-----------------------	-----------------------------------

2.0 DTI 16V

1995 ccm	74 kW	Y 20 DTH	08.02 - 07.08	ALT ALT	+ AC	6 PK 1800 6 PK 1880
----------	-------	----------	---------------	------------	------	------------------------

2.2 DTI 16V

2172 ccm	92 kW	Y 22 DTR	08.02 - 07.08	ALT ALT	- AC + AC	6 PK 1800 6 PK 1880
----------	-------	----------	---------------	------------	--------------	------------------------

3.0 V6 CDTI

2958 ccm	130 kW	Y 30 DT	06.03 - 08.05	ALT		6 PK 1920
----------	--------	---------	---------------	-----	--	-----------

3.0 CDTi

2958 ccm	135 kW	Z 30 DT	08.05 - 07.08	ALT		6 PK 1920
----------	--------	---------	---------------	-----	--	-----------

VECTRA Mk II (C)

1.6 16V

1598 ccm	74 kW	Z 16 XE	06.04 - 07.08	ALT ALT CAM CAM CAM	- AC + AC	5 PK 940 5 PK 1240 ZRK 1026 KT 1207 KT 1207 W1
----------	-------	---------	---------------	---------------------------------	--------------	--

1.6

1598 ccm	77 kW	Z 16 XEP	01.06 - 07.08	ALT ALT CAM CAM	- AC + AC	5 PK 1450 5 PK 1545 ZRK 1455 KT 1405
----------	-------	----------	---------------	--------------------------	--------------	---

1.8 16V

1796 ccm	90 kW	Z 18 XE	04.02 - 07.08	ALT ALT CAM CAM CAM	- AC + AC	5 PK 940 5 PK 1240 ZRK 1026 KT 1207 KT 1207 W2
----------	-------	---------	---------------	---------------------------------	--------------	--

1.8 16V Dualfuel

1796 ccm	90 kW	Z 18 XE	04.02 - 07.08	ALT ALT	- AC + AC	5 PK 940 5 PK 1240
----------	-------	---------	---------------	------------	--------------	-----------------------

1.8

1796 ccm	103 kW	Z 18 XER	01.06 - 07.08	ALT ALT CAM CAM	- AC + AC	5 PK 1450 5 PK 1545 ZRK 1455 KT 1405
----------	--------	----------	---------------	--------------------------	--------------	---

2.0 16V Turbo

1998 ccm	129 kW	Z 20 NET	01.00 - 10.08	ALT ALT	- AC + AC	5 PK 880 5 PK 1030
----------	--------	----------	---------------	------------	--------------	-----------------------

2.2 16V

2198 ccm	108 kW	Z 22 SE	01.02 - 10.08	ALT ALT	- AC + AC	5 PK 880 5 PK 1030
----------	--------	---------	---------------	------------	--------------	-----------------------

2.2 direct

2198 ccm	114 kW	Z 22 YH	01.02 - 10.08	ALT ALT	FROM: 04.04; - AC FROM: 04.04; + AC	5 PK 880 5 PK 1030
----------	--------	---------	---------------	------------	--	-----------------------

2.8 V6 Turbo

2792 ccm	169 kW	Z 28 NEL	08.05 - 07.08	ALT		6 PK 2120
----------	--------	----------	---------------	-----	--	-----------

2.8 V6 Turbo

2792 ccm	184 kW	Z 28 NET	08.06 - 07.08	ALT		6 PK 2120
----------	--------	----------	---------------	-----	--	-----------

2.8 V6 Turbo

2792 ccm	188 kW	Z 28 NET	08.05 - 07.08	ALT		6 PK 2120
----------	--------	----------	---------------	-----	--	-----------

3.2 V6

3175 ccm	155 kW	Z 32 SE	06.03 - 07.08	ALT ALT	- AC + AC	6 PK 1863 6 PK 1990
----------	--------	---------	---------------	------------	--------------	------------------------

1.9 CDTI

1910 ccm	74 kW	Z 19 DTL	10.05 - 07.08	ALT ALT ALT CAM CAM	+ AC UNTIL CHA-NO.: 48999999; - AC UNTIL CHA-NO.: 71111927; - AC	6 PK 1413 6 PK 1055 6 PK 1055 ZRK 1540 KT 1426
----------	-------	----------	---------------	---------------------------------	--	--



VAUXHALL

VECTRA Mk II (C)

1.9 CDTi

1910 ccm	88 kW	Z 19 DT	04.02 - 09.08	ALT	+ AC	6 PK 1413
				ALT	UNTIL CHA-NO.: 48999999; - AC	6 PK 1055
				ALT	UNTIL CHA-NO.: 71111927; - AC	6 PK 1055
				CAM	MTR-CODE: Z19DT;Z19DTL	ZRK 1540
				CAM	MTR-CODE: Z19DT;Z19DTL	KT 1426

1.9 CDTi 16V

1910 ccm	110 kW	Z 19 DTH	04.04 - 08.08	ALT	+ AC	6 PK 1413
				ALT	UNTIL CHA-NO.: 48999999; - AC	6 PK 1055
				ALT	UNTIL CHA-NO.: 71111927; - AC	6 PK 1055
				CAM		ZRK 1466
				CAM		KT 1400
				W-P; CAM	UNTIL MTR-NO: 1736049	KT 1400 W1

2.0 DTi 16V

1995 ccm	74 kW	Y 20 DTH	04.02 - 10.08	ALT		6 PK 1800
				ALT	+ AC	6 PK 1880

2.2 DTi 16V

2172 ccm	92 kW	Y 22 DTR	04.02 - 10.08	ALT	- AC	6 PK 1800
				ALT	+ AC	6 PK 1880

3.0 V6 CDTi

2958 ccm	130 kW	Y 30 DT	06.03 - 08.05	ALT		6 PK 1920
----------	--------	---------	---------------	-----	--	-----------

3.0 CDTi

2958 ccm	135 kW	Z 30 DT	08.05 - 07.08	ALT		6 PK 1920
----------	--------	---------	---------------	-----	--	-----------

VECTRA Mk II (C) Estate

1.6 16V

1598 ccm	74 kW	Z 16 XE	06.04 - 07.08	ALT	- AC	5 PK 940
				ALT	+ AC	5 PK 1240
				CAM		ZRK 1026
				CAM		KT 1207
				CAM		KT 1207 W1

1.8 16V

1796 ccm	90 kW	Z 18 XE	10.03 - 08.05	ALT	- AC	5 PK 940
				ALT	+ AC	5 PK 1240
				CAM		ZRK 1026
				CAM		KT 1207
				CAM		KT 1207 W2

1.8

1796 ccm	103 kW	Z 18 XER	01.06 - 07.08	ALT	- AC	5 PK 1450
				ALT	+ AC	5 PK 1545
				CAM		ZRK 1455
				CAM		KT 1405

2.0 16V Turbo

1998 ccm	129 kW	Z 20 NET	10.03 - 07.08	ALT	- AC	5 PK 880
				ALT	+ AC	5 PK 1030

2.2 direct

2198 ccm	114 kW	Z 22 YH	10.03 - 07.08	ALT	- AC	5 PK 880
				ALT	+ AC	5 PK 1030

2.8 V6 Turbo

2792 ccm	169 kW	Z 28 NEL	08.05 - 07.08	ALT		6 PK 2120
----------	--------	----------	---------------	-----	--	-----------

2.8 V6 Turbo

2792 ccm	188 kW	Z 28 NET	08.06 - 07.08	ALT		6 PK 2120
----------	--------	----------	---------------	-----	--	-----------

3.2 V6

3175 ccm	155 kW	Z 32 SE	10.03 - 08.05	ALT	- AC	6 PK 1863
				ALT	+ AC	6 PK 1990

1.9 CDTi

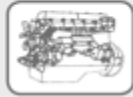
1910 ccm	74 kW	Z 19 DTL	10.05 - 07.08	CAM		ZRK 1540
				CAM		KT 1426

1.9 CDTi

1910 ccm	88 kW	Z 19 DT	04.04 - 07.08	ALT	+ AC	6 PK 1413
				ALT	UNTIL CHA-NO.: 48999999; - AC	6 PK 1055
				ALT	UNTIL CHA-NO.: 71111927; - AC	6 PK 1055
				CAM	MTR-CODE: Z19DT;Z19DTL	ZRK 1540
				CAM	MTR-CODE: Z19DT;Z19DTL	KT 1426

1.9 CDTi 16V

1910 ccm	110 kW	Z 19 DTH	04.04 - 07.08	ALT	+ AC	6 PK 1413
----------	--------	----------	---------------	-----	------	-----------



VAUXHALL

VECTRA Mk II (C) Estate

1.9 CDTI 16V

1910 ccm	110 kW	Z 19 DTH	04.04 - 07.08	ALT	UNTIL CHA-NO.: 48999999; - AC	6 PK 1055
				ALT	UNTIL CHA-NO.: 71111927; - AC	6 PK 1055
				CAM		ZRK 1466
				CAM		KT 1400
				W-P; CAM	UNTIL MTR-NO: 1736049	KT 1400 W1

2.0 DTI 16V

1995 ccm	74 kW	Y 20 DTH	10.03 - 07.08	ALT		6 PK 1800
				ALT	+ AC	6 PK 1880

2.2 DTI 16V

2172 ccm	92 kW	Y 22 DTR	10.03 - 07.08	ALT	- AC	6 PK 1800
				ALT	+ AC	6 PK 1880

3.0 V6 CDTI

2958 ccm	130 kW	Y 30 DT	10.03 - 08.05	ALT		6 PK 1920
----------	--------	---------	---------------	-----	--	-----------

3.0 CDTi

2958 ccm	135 kW	Z 30 DT	08.05 - 07.08	ALT		6 PK 1920
----------	--------	---------	---------------	-----	--	-----------

VX220

2.0 i Turbo

1998 ccm	147 kW	Z 20 LET	03.01 - 04.04	ALT		5 PK 1680
				CAM		ZRK 1330
				CAM	MTR-CODE: Z20LET; FROM CHA-NO.: 3-000001	KT 1468
				CAM	UNTIL CHA-NO.: 3-999999	KT 1385

2.2 i

2198 ccm	108 kW	Z 22 SE	09.00 - 07.05	ALT	- AC	5 PK 880
				ALT	+ AC	5 PK 1030

ZAFIRA Mk I (A) (F75)

1.6 16V

1598 ccm	74 kW	X 16 XEL;Z 16 XE	04.99 - 08.05	ALT	- AC	5 PK 940
				ALT	AMP: 70; + AC	5 PK 1210
				ALT	FROM CHA-NO.: 22999999;2H999999; AMP: 120; + AC	5 PK 1210
				ALT	UNTIL CHA-NO.: 12999999;1H999999; AMP: 120; + AC	5 PK 1255
				CAM		ZRK 1026
				CAM	FROM MTR-NO: 02HL5118;20041691	KT 1207
				CAM	UNTIL MTR-NO: 02HL5117;20041690	KT 1329
				CAM	FROM MTR-NO: 02HL5118;20041691; UNTIL MTR-NO: 02MV7224;20U75998	KT 1207 W3
				CAM	FROM MTR-NO: 02MV7225;20U75999	KT 1207 W1

1.8 16V

1796 ccm	85 kW	X 18 XE1	05.99 - 08.00	ALT	- AC	5 PK 940
				ALT	+ AC	5 PK 1255
				CAM		ZRK 1026
				CAM	FROM MTR-NO: 02HL5118;20041691	KT 1207
				CAM	UNTIL MTR-NO: 02HL5117;20041690	KT 1329
				CAM	FROM MTR-NO: 02HL5118;20041691	KT 1207 W2

1.8 16V

1796 ccm	92 kW	Z 18 XE	09.00 - 08.05	ALT	- AC	5 PK 940
				ALT	FROM MTR-NO: 22000001;2H000001; + AC	5 PK 1210
				ALT	UNTIL MTR-NO: 12999999;2H000001; + AC	5 PK 1255
				CAM		ZRK 1026
				CAM	FROM MTR-NO: 02HL5118;20041691	KT 1207
				CAM	UNTIL MTR-NO: 02HL5117;20041690	KT 1329
				CAM	FROM MTR-NO: 02HL5118;20041691	KT 1207 W2

2.0 GSI Turbo

1998 ccm	141 kW	Z 20 LET	09.01 - 06.05	ALT		5 PK 1680
				CAM		ZRK 1330
				CAM	UNTIL: 12.03	KT 1385

2.0

1998 ccm	147 kW	Z 20 LET	06.02 - 06.05	ALT		5 PK 1680
----------	--------	----------	---------------	-----	--	-----------

2.2 16V

2198 ccm	108 kW	Z 22 SE	11.98 - 08.04	ALT	- AC	5 PK 880
				ALT	+ AC	5 PK 1030

2.0 DI 16V

1995 ccm	60 kW	X 20 DTL	10.99 - 08.05	ALT	- AC	6 PK 1800
				ALT	+ AC	6 PK 1863



VAUXHALL

ZAFIRA Mk I (A) (F75)

2.0 DTI 16V

1995 ccm	74 kW	Y 20 DTH	04.99 - 08.05	ALT	FROM: 09.00; - AC	6 PK 1800
				ALT	FROM: 09.00; FROM CHA-NO.: 2H019031;22109975; + AC	6 PK 1870
				ALT	FROM: 09.00; UNTIL CHA-NO.: 2H019030;22109974; + AC	6 PK 1863

2.2 D

2172 ccm	92 kW	Y 22 DTR	06.01 - 06.05	ALT	- AC	6 PK 1800
				ALT	+ AC	6 PK 1863

ZAFIRA Mk II (B) (M75)

1.6

1598 ccm	77 kW	Z 16 XEP	07.05 -	ALT	- AC	5 PK 1450
				ALT	+ AC	5 PK 1545
				CAM		ZRK 1455
				CAM		KT 1405

1.6

1598 ccm	85 kW	A 16 XER;Z 16 XER	12.07 -	ALT	- AC	5 PK 1450
				ALT	+ AC	5 PK 1545

1.8

1796 ccm	103 kW	A 18 XER;Z 18 XER	04.05 -	ALT	- AC	5 PK 1450
				ALT	+ AC	5 PK 1545
				CAM		ZRK 1455
				CAM		KT 1405

2.2

2198 ccm	110 kW	Z 22 YH	07.05 -	ALT	- AC	5 PK 880
				ALT	+ AC	5 PK 1030

2.0

1998 ccm	147 kW	Z 20 LER	07.05 -	ALT		5 PK 1680
				CAM		ZRK 1330
				CAM		KT 1468

2.0

1998 ccm	176 kW	Z 20 LEH	01.06 -	ALT		5 PK 1680
				CAM		ZRK 1330
				CAM		KT 1468

1.7 CDTI

1686 ccm	81 kW	Z 17 DTJ	04.09 -	ALT	- AC	6 PK 1250
				ALT	+ AC	6 PK 1605

1.9 CDTI

1910 ccm	88 kW	Z 19 DT	07.05 -	ALT	- AC	6 PK 1055
				ALT	UNTIL CHA-NO.: 72156708;75189052; + AC	6 PK 1370
				ALT	UNTIL CHA-NO.: 78104400; + AC	6 PK 1370
				CAM		ZRK 1540
				CAM		KT 1426

1.9 CDTI

1910 ccm	110 kW	Z 19 DTH	07.05 -	ALT	- AC	6 PK 1055
				ALT	UNTIL CHA-NO.: 72156708;75189052; + AC	6 PK 1370
				ALT	UNTIL CHA-NO.: 78104400; + AC	6 PK 1370
				CAM		ZRK 1466
				CAM		KT 1400
				W-P; CAM	UNTIL MTR-NO: 1736049	KT 1400 W1

VOLVO

C30

1.6

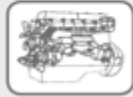
1596 ccm	74 kW	B 4164 S3	10.06 -	AC-C		5 EPK 868
				ALT		6 EPK 1059
				CAM		ZRK 1172
				W-P; CAM		KT 1446 W1

1.8

1798 ccm	92 kW	B 4184 S11	10.06 -	AC-C		5 EPK 705
				ALT	UNTIL CHA-NO.: 73764	6 PK 1305

1.8 FlexFuel

1798 ccm	92 kW	B 4184 S8	01.07 -	AC-C		5 EPK 705
				ALT	UNTIL CHA-NO.: 73764	6 PK 1305



VOLVO

C30

2.0						
1999 ccm	107 kW	B 4204 S3	10.06 -	AC-C ALT	UNTIL CHA-NO.: 73764	5 EPK 705 6 PK 1305

2.4 i						
2435 ccm	125 kW	B 5244 S4	10.06 -	AC-C ALT CAM CAM W-P; CAM		5 PK 850 5 PK 890 ZRK 1187 KT 1496 KT 1496 W1

T5						
2521 ccm	162 kW	B 5254 T3	10.06 -	AC-C ALT CAM CAM W-P; CAM	UNTIL MTR-NO: 3887615	5 PK 850 5 PK 890 ZRK 1187 KT 1497 KT 1496 W1

T5						
2521 ccm	169 kW	B 5254 T7	03.07 -	AC-C ALT CAM CAM W-P; CAM		5 PK 850 5 PK 890 ZRK 1187 KT 1496 KT 1496 W1

1.6 D						
1560 ccm	80 kW	D 4164 T	10.06 -	ALT ALT CAM CAM W-P; CAM	- AC UNTIL CHA-NO.: 204306; + AC	6 PK 800 6 PK 975 ZRK 1460 KT 1390 KT 1390 W1

2.0 D						
1998 ccm	100 kW	D 4204 T	10.06 -	ALT CAM CAM W-P; CAM		6 PK 1215 ZRK 1452 KT 1428 KT 1428 W1

D5						
2400 ccm	132 kW	D 5244 T13;D 5244 T8	10.06 -	AC-C ALT CAM CAM CAM		5 PK 850 5 PK 890 ZRK 1702 KT 1474 KT 1474 W1

D5						
2400 ccm	120 kW	D 5244 T9	10.06 -	AC-C ALT CAM CAM CAM		5 PK 850 5 PK 890 ZRK 1702 KT 1474 KT 1474 W1

S40 I (VS)

1.6						
1587 ccm	80 kW	B 4164 S2	03.99 - 12.03	ALT CAM CAM CAM CAM CAM	FROM: 10.99 FROM MTR-NO: 1219111; UNTIL MTR-NO: 2816209 UNTIL MTR-NO: 1219110 FROM MTR-NO: 1219111 UNTIL MTR-NO: 1219110 FROM MTR-NO: 1219111	6 DPK 1841 ZRK 1187 ZRK 1191 KT 1317 KT 1118 KT 1317 W1

1.6						
1588 ccm	77 kW	B 4164 S	09.95 - 08.99	ALT ALT ALT CAM CAM CAM CAM CAM W-P; CAM	FROM: 03.97; FROM MTR-NO: 1440995; - AC FROM: 03.97; FROM MTR-NO: 1440995; + AC FROM: 03.97; UNTIL MTR-NO: 1440994; - AC FROM: 03.97; UNTIL MTR-NO: 1440994; + AC FROM MTR-NO: 1219111 UNTIL MTR-NO: 1219110 FROM MTR-NO: 1219111 UNTIL MTR-NO: 1219110 FROM MTR-NO: 1219111 UNTIL MTR-NO: 1219110	6 PK 1625 6 PK 1760 6 PK 1610 6 PK 1751 ZRK 1187 ZRK 1191 KT 1317 KT 1118 KT 1317 W1 KT 1520 W1

1.8						
1731 ccm	85 kW	B 4184 S;B 4184 S3	07.95 - 08.99	ALT	FROM: 11.95; FROM MTR-NO: 1440995; - AC	6 PK 1625



VOLVO

S40 I (VS)

1.8

1731 ccm	85 kW	B 4184 S;B 4184 S3	07.95 - 08.99	ALT	FROM: 11.95; FROM MTR-NO: 1440995; + AC	6 PK 1760
				ALT	FROM: 11.95; MTR-CODE: B4184S3	6 DPK 1841
				ALT	FROM: 11.95; UNTIL MTR-NO: 1440994; - AC	6 PK 1610
				ALT	FROM: 11.95; UNTIL MTR-NO: 1440994; + AC	6 PK 1751
				CAM	FROM MTR-NO: 1219111	ZRK 1187
				CAM	UNTIL MTR-NO: 1219110	ZRK 1191
				CAM	FROM MTR-NO: 1219111	KT 1317
				CAM	UNTIL MTR-NO: 1219110	KT 1118
				CAM	FROM MTR-NO: 1219111	KT 1317 W1
				W-P; CAM	UNTIL MTR-NO: 1219110	KT 1520 W1

1.8

1783 ccm	85 kW	B 4184 S2	06.01 - 08.03	ALT		6 DPK 1841
----------	-------	-----------	---------------	-----	--	-------------------

1.8

1783 ccm	90 kW	B 4184 S2;B 4184 S9	03.99 - 12.03	ALT	FROM: 10.99	6 DPK 1841
				CAM	AU	ZRK 1191
				CAM	FROM MTR-NO: 1266196; MAN	ZRK 1187
				CAM	AU	KT 1118
				CAM	FROM MTR-NO: 1266196; MAN	KT 1317
				CAM	FROM MTR-NO: 1266196; MAN	KT 1317 W1

1.8 i

1834 ccm	90 kW	B 4184 SJ	06.01 - 12.03	ALT		4 PK 780
				PS	- AC	5 PK 1080
				PS	+ AC	5 PK 1345
				CAM		ZRK 1211
				CAM		KT 1307

1.8 i

1834 ccm	92 kW	B 4184 SM	03.98 - 12.03	ALT		4 PK 780
				PS	- AC	5 PK 1080
				PS	+ AC	5 PK 1345
				CAM		ZRK 1211
				CAM		KT 1307

1.9 T4

1855 ccm	147 kW	B 4194 T;B 4194 T2	05.97 - 07.00	ALT	FROM: 10.97; FROM MTR-NO: 1440995; - AC	6 PK 1625
				ALT	FROM: 10.97; FROM MTR-NO: 1440995; + AC	6 PK 1760
				ALT	FROM: 10.97; MTR-CODE: B4194T2	6 DPK 1841
				ALT	FROM: 10.97; UNTIL MTR-NO: 1440994; - AC	6 PK 1610
				ALT	FROM: 10.97; UNTIL MTR-NO: 1440994; + AC	6 PK 1751
				CAM	FROM MTR-NO: 1219111	ZRK 1187
				CAM	UNTIL MTR-NO: 1219110	ZRK 1191
				CAM	FROM MTR-NO: 1219111	KT 1317
				CAM	UNTIL MTR-NO: 1219110	KT 1118
				CAM	FROM MTR-NO: 1266196; MAN	KT 1317 W1
				W-P; CAM	UNTIL MTR-NO: 1219110	KT 1520 W1

2.0

1948 ccm	100 kW	B 4204 S;B 4204 S2	07.95 - 12.03	ALT	FROM: 06.97	6 DPK 1841
				CAM	FROM MTR-NO: 1219111	ZRK 1187
				CAM	UNTIL MTR-NO: 1219110	ZRK 1191
				CAM	FROM MTR-NO: 1219111	KT 1317
				CAM	UNTIL MTR-NO: 1219110	KT 1118
				CAM	FROM MTR-NO: 1266196; MAN	KT 1317 W1
				W-P; CAM	UNTIL MTR-NO: 1266195	KT 1520 W1

2.0

1948 ccm	103 kW	B 4204 S	07.95 - 08.99	ALT	FROM: 11.97; FROM MTR-NO: 1440995; - AC	6 PK 1625
				ALT	FROM: 11.97; FROM MTR-NO: 1440995; + AC	6 PK 1760
				ALT	FROM: 11.97; UNTIL MTR-NO: 1440994; - AC	6 PK 1610
				ALT	FROM: 11.97; UNTIL MTR-NO: 1440994; + AC	6 PK 1751
				CAM	FROM MTR-NO: 1219111	ZRK 1187
				CAM	UNTIL MTR-NO: 1219110	ZRK 1191
				CAM	FROM MTR-NO: 1219111	KT 1317
				CAM	UNTIL MTR-NO: 1219110	KT 1118
				CAM	FROM MTR-NO: 1266196; MAN	KT 1317 W1
				W-P; CAM	UNTIL MTR-NO: 1266195	KT 1520 W1

2.0 T

1948 ccm	118 kW	B 4204 T	10.97 - 07.00	ALT	FROM MTR-NO: 1440995; - AC	6 PK 1625
				ALT	FROM MTR-NO: 1440995; + AC	6 PK 1760
				ALT	UNTIL MTR-NO: 1440994; - AC	6 PK 1610



VOLVO

S40 I (VS)

2.0 T

1948 ccm	118 kW	B 4204 T	10.97 - 07.00	ALT	UNTIL MTR-NO: 1440994; + AC	6 PK 1751
				CAM	FROM MTR-NO: 1219111	ZRK 1187
				CAM	UNTIL MTR-NO: 1219110	ZRK 1191
				CAM	FROM MTR-NO: 1219111	KT 1317
				CAM	UNTIL MTR-NO: 1219110	KT 1118
				CAM	FROM MTR-NO: 1219111	KT 1317 W1
				W-P; CAM	UNTIL MTR-NO: 1219110	KT 1520 W1

2.0 T

1948 ccm	120 kW	B 4204 T3	06.01 - 12.03	ALT		6 DPK 1841
				CAM		ZRK 1187
				CAM		KT 1317
				CAM		KT 1317 W1

2.0 T

1948 ccm	121 kW	B 4204 T2;B 4204 T3	07.00 - 06.01	ALT		6 DPK 1841
				CAM		ZRK 1187
				CAM		KT 1317
				CAM		KT 1317 W1

2.0 T4

1948 ccm	147 kW	B 4204 T5	07.00 - 12.03	ALT		6 DPK 1841
				CAM		ZRK 1187
				CAM		KT 1317
				CAM		KT 1317 W1

1.9 TD

1870 ccm	66 kW	D 4192 T	07.95 - 08.99	ALT	FROM: 01.96; - AC	6 PK 1138
				ALT	FROM: 01.96; + AC	6 PK 1642
				CAM	FROM MTR-NO: 3535	ZRK 1195
				CAM	UNTIL MTR-NO: 3534	ZRK 1146
				CAM	FROM MTR-NO: 20560	KT 1131
				CAM	FROM MTR-NO: 20560	KT 1343

1.9 DI

1870 ccm	70 kW	D 4192 T2	03.99 - 07.00	ALT	FROM: 10.99; - AC	6 PK 1138
				ALT	FROM: 10.99; + AC	6 PK 1642
				CAM		ZRK 1075
				CAM		KT 1132
				CAM		KT 1490

1.9 DI

1870 ccm	75 kW	D 4192 T4	07.00 - 12.03	ALT	- AC	5 PK 1125
				ALT	+ AC	6 PK 1795
				CAM		ZRK 1067
				CAM		KT 1434
				CAM		KT 1434 W1

1.9 DI

1870 ccm	85 kW	D 4192 T3	07.00 - 12.03	ALT	- AC	5 PK 1125
				ALT	+ AC	6 PK 1795
				CAM		ZRK 1067
				CAM		KT 1434
				CAM		KT 1434 W1

V40 Kombi (VW)

1.6

1587 ccm	80 kW	B 4164 S2	03.99 - 06.04	ALT	FROM: 10.99	6 DPK 1841
				CAM		ZRK 1187
				CAM		KT 1317
				CAM		KT 1317 W1

1.6

1588 ccm	77 kW	B 4164 S	12.95 - 08.99	ALT	FROM: 03.97; FROM MTR-NO: 1440995; - AC	6 PK 1625
				ALT	FROM: 03.97; FROM MTR-NO: 1440995; + AC	6 PK 1760
				ALT	FROM: 03.97; UNTIL MTR-NO: 1440994; - AC	6 PK 1610
				ALT	FROM: 03.97; UNTIL MTR-NO: 1440994; + AC	6 PK 1751
				CAM	FROM MTR-NO: 1219111	ZRK 1187
				CAM	UNTIL MTR-NO: 1219110	ZRK 1191
				CAM	FROM MTR-NO: 1219111	KT 1317
				CAM	UNTIL MTR-NO: 1219110	KT 1118
				CAM	FROM MTR-NO: 1219111	KT 1317 W1
				W-P; CAM	UNTIL MTR-NO: 1219110	KT 1520 W1



VOLVO

V40 Kombi (VW)

1.8

1731 ccm	85 kW	B 4184 S;B 4184 S3	07.95 - 08.99	ALT	FROM: 03.96; FROM MTR-NO: 1440995; - AC	6 PK 1625
				ALT	FROM: 03.96; FROM MTR-NO: 1440995; + AC	6 PK 1760
				ALT	FROM: 03.96; MTR-CODE: B4184S3	6 DPK 1841
				ALT	FROM: 03.96; UNTIL MTR-NO: 1440994; - AC	6 PK 1610
				ALT	FROM: 03.96; UNTIL MTR-NO: 1440994; + AC	6 PK 1751
				CAM	FROM MTR-NO: 1219111	ZRK 1187
				CAM	UNTIL MTR-NO: 1219110	ZRK 1191
				CAM	FROM MTR-NO: 1219111	KT 1317
				CAM	UNTIL MTR-NO: 1219110	KT 1118
				CAM	FROM MTR-NO: 1219111	KT 1317 W1
				W-P; CAM	UNTIL MTR-NO: 1219110	KT 1520 W1

1.8

1783 ccm	90 kW	B 4184 S2;B 4184 S9	03.99 - 06.04	ALT	FROM: 10.99	6 DPK 1841
				CAM		ZRK 1187
				CAM		KT 1317
				CAM		KT 1317 W1

1.8 i

1834 ccm	90 kW	B 4184 SJ	06.01 - 06.04	ALT		4 PK 780
				PS	- AC	5 PK 1080
				PS	+ AC	5 PK 1345
				CAM		ZRK 1211
				CAM		KT 1307

1.8 i

1834 ccm	92 kW	B 4184 SM	03.98 - 06.04	ALT		4 PK 780
				PS	- AC	5 PK 1080
				PS	+ AC	5 PK 1345
				CAM		ZRK 1211
				CAM		KT 1307

1.9 T4

1855 ccm	147 kW	B 4194 T	05.97 - 07.00	ALT	FROM: 10.97; FROM MTR-NO: 1440995; - AC	6 PK 1625
				ALT	FROM: 10.97; FROM MTR-NO: 1440995; + AC	6 PK 1760
				ALT	FROM: 10.97; MTR-CODE: B4194T2	6 DPK 1841
				ALT	FROM: 10.97; UNTIL MTR-NO: 1440994; - AC	6 PK 1610
				ALT	FROM: 10.97; UNTIL MTR-NO: 1440994; + AC	6 PK 1751
				CAM	FROM MTR-NO: 1219111	ZRK 1187
				CAM	UNTIL MTR-NO: 1219110	ZRK 1191
				CAM	FROM MTR-NO: 1219111	KT 1317
				CAM	UNTIL MTR-NO: 1219110	KT 1118
				CAM	FROM MTR-NO: 1219111	KT 1317 W1
				W-P; CAM	UNTIL MTR-NO: 1219110	KT 1520 W1

2.0

1948 ccm	100 kW	B 4204 S;B 4204 S2	07.95 - 06.04	ALT	FROM: 12.99	6 DPK 1841
				CAM	FROM MTR-NO: 1219111	ZRK 1187
				CAM	UNTIL MTR-NO: 1219110	ZRK 1191
				CAM	FROM MTR-NO: 1219111	KT 1317
				CAM	UNTIL MTR-NO: 1219110	KT 1118
				CAM	FROM MTR-NO: 1219111	KT 1317 W1
				W-P; CAM	UNTIL MTR-NO: 1219110	KT 1520 W1

2.0

1948 ccm	103 kW	B 4204 S	07.95 - 08.99	ALT	FROM: 11.96; FROM MTR-NO: 1440995; - AC	6 PK 1625
				ALT	FROM: 11.96; FROM MTR-NO: 1440995; + AC	6 PK 1760
				ALT	FROM: 11.96; UNTIL MTR-NO: 1440994; - AC	6 PK 1610
				ALT	FROM: 11.96; UNTIL MTR-NO: 1440994; + AC	6 PK 1751
				CAM	FROM MTR-NO: 1219111	ZRK 1187
				CAM	UNTIL MTR-NO: 1219110	ZRK 1191
				CAM	FROM MTR-NO: 1219111	KT 1317
				CAM	UNTIL MTR-NO: 1219110	KT 1118
				CAM	FROM MTR-NO: 1219111	KT 1317 W1
				W-P; CAM	UNTIL MTR-NO: 121110	KT 1520 W1

2.0 T

1948 ccm	118 kW	B 4204 T	10.97 - 07.00	ALT	FROM: 06.98; FROM MTR-NO: 1440995; - AC	6 PK 1625
				ALT	FROM: 06.98; FROM MTR-NO: 1440995; + AC	6 PK 1760
				ALT	FROM: 06.98; UNTIL MTR-NO: 1440994; - AC	6 PK 1610
				ALT	FROM: 06.98; UNTIL MTR-NO: 1440994; + AC	6 PK 1751
				CAM	FROM MTR-NO: 1219111	ZRK 1187
				CAM	UNTIL MTR-NO: 1219110	ZRK 1191



VOLVO

V40 Kombi (VW)

2.0 T

1948 ccm	118 kW	B 4204 T	10.97 - 07.00	CAM CAM CAM	FROM MTR-NO: 1219111 UNTIL MTR-NO: 1219110 FROM MTR-NO: 1219111	KT 1317 KT 1118 KT 1317 W1
----------	--------	----------	---------------	-------------------	---	----------------------------------

2.0 T

1948 ccm	120 kW	B 4204 T3	06.01 - 06.04	ALT CAM CAM CAM		6 DPK 1841 ZRK 1187 KT 1317 KT 1317 W1
----------	--------	-----------	---------------	--------------------------	--	---

2.0 T

1948 ccm	121 kW	B 4204 T2	07.99 - 06.01	ALT CAM CAM CAM CAM CAM	FROM MTR-NO: 1219111 UNTIL MTR-NO: 1219110 FROM MTR-NO: 1219111 UNTIL MTR-NO: 1219110 FROM MTR-NO: 1219111	6 DPK 1841 ZRK 1187 ZRK 1191 KT 1317 KT 1118 KT 1317 W1
----------	--------	-----------	---------------	--	--	--

2.0 T4

1948 ccm	147 kW	B 4204 T5	07.00 - 06.04	ALT CAM CAM CAM		6 DPK 1841 ZRK 1187 KT 1317 KT 1317 W1
----------	--------	-----------	---------------	--------------------------	--	---

1.9 TD

1870 ccm	66 kW	D 4192 T	07.95 - 08.99	ALT ALT CAM CAM CAM CAM	FROM: 01.96; - AC FROM: 01.96; + AC FROM MTR-NO: 3535 UNTIL MTR-NO: 3534 FROM MTR-NO: 20560 FROM MTR-NO: 20560	6 PK 1138 6 PK 1642 ZRK 1195 ZRK 1146 KT 1131 KT 1343
----------	-------	----------	---------------	--	---	--

1.9 DI

1870 ccm	70 kW	D 4192 T2	03.99 - 07.00	ALT ALT CAM CAM CAM	FROM: 10.99; - AC FROM: 10.99; + AC	6 PK 1138 6 PK 1642 ZRK 1075 KT 1132 KT 1490
----------	-------	-----------	---------------	---------------------------------	--	--

1.9 DI

1870 ccm	75 kW	D 4192 T4	07.00 - 06.04	ALT ALT CAM CAM W-P; CAM	- AC + AC	5 PK 1125 6 PK 1795 ZRK 1067 KT 1434 KT 1434 W1
----------	-------	-----------	---------------	--------------------------------------	--------------	---

1.9 DI

1870 ccm	85 kW	D 4192 T3	07.00 - 06.04	ALT ALT CAM CAM W-P; CAM	- AC + AC	5 PK 1125 6 PK 1795 ZRK 1067 KT 1434 KT 1434 W1
----------	-------	-----------	---------------	--------------------------------------	--------------	---

S40 II (MS)

1.6

1596 ccm	74 kW	B 4164 S3	01.05 -	AC-C ALT CAM CAM W-P; CAM W-P; CAM	FROM CHA-NO.: 115003 UNTIL CHA-NO.: 115002	5 EPK 868 6 EPK 1059 ZRK 1172 KT 1297 KT 1446 W1 KT 1297 W1
----------	-------	-----------	---------	---	---	--

1.8

1798 ccm	92 kW	B 4184 S11	04.04 -	AC-C ALT	UNTIL CHA-NO.: 394722	5 EPK 705 6 PK 1305
----------	-------	------------	---------	-------------	-----------------------	------------------------

1.8 FlexFuel

1798 ccm	92 kW	B 4184 S8	01.06 -	AC-C ALT	UNTIL CHA-NO.: 394722	5 EPK 705 6 PK 1305
----------	-------	-----------	---------	-------------	-----------------------	------------------------

2.0

1999 ccm	107 kW	B 4204 S3	10.06 -	AC-C ALT	UNTIL CHA-NO.: 394722	5 EPK 705 6 PK 1305
----------	--------	-----------	---------	-------------	-----------------------	------------------------

2.4

2435 ccm	103 kW	B 5244 S5	01.04 -	AC-C ALT		5 PK 850 5 PK 890
----------	--------	-----------	---------	-------------	--	----------------------



VOLVO

S40 II (MS)

2.4

2435 ccm	103 kW	B 5244 S5	01.04 -	CAM		ZRK 1187
				CAM	MTR-CODE: B5244S4;B5244S5; FROM CHA-NO.: 202465	KT 1496
				CAM	UNTIL CHA-NO.: 202464	KT 1497

2.4

2435 ccm	125 kW	B 5244 S	01.04 -	AC-C		5 PK 850
				ALT		5 PK 890
				CAM		ZRK 1187

2.4 AWD

2435 ccm	125 kW	B 5244 S4	08.06 -	AC-C		5 PK 850
				ALT		5 PK 890
				CAM		ZRK 1187

T5

2521 ccm	162 kW	B 5254 T3	01.04 -	AC-C		5 PK 850
				ALT		5 PK 890
				CAM		ZRK 1187
				CAM	FROM CHA-NO.: 202465; MTR-CODE: B5254T3;B5254T7	KT 1496
				CAM	UNTIL CHA-NO.: 202464	KT 1497
				W-P; CAM	FROM MTR-NO: 3887616	KT 1496 W1
				W-P; CAM	UNTIL MTR-NO: 3887615	KT 1497 W1

T5 AWD

2521 ccm	162 kW	B 5254 T3	04.04 -	AC-C		5 PK 850
				ALT		5 PK 890
				CAM		ZRK 1187
				CAM	MTR-CODE: B5254T3;B5254T7; FROM CHA-NO.: 202465	KT 1496
				CAM	UNTIL CHA-NO.: 202464	KT 1497
				W-P; CAM	FROM MTR-NO: 3887616	KT 1496 W1
				W-P; CAM	UNTIL MTR-NO: 3887615	KT 1497 W1

T5

2521 ccm	169 kW	B 5254 T7	03.07 -	AC-C		5 PK 850
				ALT		5 PK 890
				CAM		ZRK 1187
				CAM	UNTIL CHA-NO.: 202464	KT 1497
				W-P; CAM	FROM MTR-NO: 3887616	KT 1496 W1
				W-P; CAM	UNTIL MTR-NO: 3887615	KT 1497 W1

T5 AWD

2521 ccm	169 kW	B 5254 T7	03.07 -	AC-C		5 PK 850
				ALT		5 PK 890
				CAM		ZRK 1187
				CAM	FROM CHA-NO.: 202465	KT 1496
				CAM	UNTIL CHA-NO.: 202464	KT 1497
				W-P; CAM	FROM MTR-NO: 3887616	KT 1496 W1
				W-P; CAM	UNTIL MTR-NO: 3887615	KT 1497 W1

1.6 D

1560 ccm	81 kW	D 4164 T	01.05 -	ALT	- AC	6 PK 800
				ALT	UNTIL CHA-NO.: 508800; + AC	6 PK 975
				CAM		ZRK 1460
				CAM		KT 1390
				W-P; CAM		KT 1390 W1

2.0 D4

1998 ccm	96 kW	D 4204 T2	07.05 -	CAM		ZRK 1452
				CAM		KT 1428

2.0 D

1998 ccm	100 kW	D 4204 T	01.04 -	ALT		6 PK 1215
				CAM		ZRK 1452
				CAM		KT 1428
				W-P; CAM		KT 1428 W1

2.4 D5

2400 ccm	132 kW	D 5244 T8	03.06 -	AC-C		5 PK 850
				ALT		5 PK 890
				CAM		KT 1474 W1



VOLVO

V50 (MW)

1.6						
1596 ccm	74 kW	B 4164 S3	01.05 -	AC-C		5 EPK 868
				ALT		6 EPK 1059
				CAM		ZRK 1172
				CAM		KT 1297
				W-P; CAM	FROM CHA-NO.: 115450	KT 1446 W1
				W-P; CAM	UNTIL CHA-NO.: 115449	KT 1297 W1

1.8						
1798 ccm	92 kW	B 4184 S11	04.04 -	AC-C		5 EPK 705
				ALT	UNTIL CHA-NO.: 413993	6 PK 1305

1.8 FlexFuel						
1798 ccm	92 kW	B 4184 S8	01.05 -	AC-C		5 EPK 705
				ALT	UNTIL CHA-NO.: 413993	6 PK 1305

2.0						
1999 ccm	107 kW	B 4204 S3	10.06 -	AC-C		5 EPK 705
				ALT	UNTIL CHA-NO.: 413993	6 PK 1305

2.4						
2435 ccm	103 kW	B 5244 S5	04.04 -	AC-C		5 PK 850
				ALT		5 PK 890
				CAM		ZRK 1187
				CAM	MTR-CODE: B5244S4;B5244S5; FROM CHA-NO.: 206722	KT 1496
				CAM	UNTIL CHA-NO.: 206721	KT 1497

2.4 AWD						
2435 ccm	125 kW	B 5244 S4	08.06 -	AC-C		5 PK 850
				ALT		5 PK 890
				CAM		ZRK 1187

2.4						
2435 ccm	125 kW	B 5244 S	04.04 -	AC-C		5 PK 850
				ALT		5 PK 890
				CAM		ZRK 1187
				CAM	MTR-CODE: B5244S4;B5244S5; FROM CHA-NO.: 206722	KT 1496
				CAM	UNTIL CHA-NO.: 206721	KT 1497
				W-P; CAM	FROM MTR-NO: 3188689	KT 1497 W1

T5						
2521 ccm	162 kW	B 5254 T3	04.04 -	AC-C		5 PK 850
				ALT		5 PK 890
				CAM		ZRK 1187
				CAM	MTR-CODE: B5254T3;B5254T7; FROM CHA-NO.: 206722	KT 1496
				CAM	UNTIL CHA-NO.: 206721	KT 1497
				W-P; CAM	UNTIL CHA-NO.: 206721	KT 1497 W1

T5 AWD						
2521 ccm	162 kW	B 5254 T3	04.04 -	AC-C		5 PK 850
				ALT		5 PK 890
				CAM		ZRK 1187
				CAM	MTR-CODE: B5254T3;B5254T7; FROM CHA-NO.: 206722	KT 1496
				CAM	UNTIL CHA-NO.: 206721	KT 1497
				W-P; CAM	UNTIL CHA-NO.: 206721	KT 1497 W1

T5						
2521 ccm	169 kW	B 5254 T7	03.07 -	AC-C		5 PK 850
				ALT		5 PK 890
				CAM		ZRK 1187
				CAM	FROM CHA-NO.: 206722	KT 1496
				CAM	UNTIL CHA-NO.: 206721	KT 1497
				W-P; CAM	UNTIL CHA-NO.: 206721	KT 1497 W1

T5 AWD						
2521 ccm	169 kW	B 5254 T7	03.07 -	AC-C		5 PK 850
				ALT		5 PK 890
				CAM		ZRK 1187
				CAM	FROM CHA-NO.: 206722	KT 1496
				CAM	UNTIL CHA-NO.: 206721	KT 1497
				W-P; CAM	UNTIL CHA-NO.: 206721	KT 1497 W1

1.6 D						
1560 ccm	81 kW	D 4164 T	01.05 -	ALT	- AC	6 PK 800



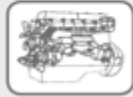
VOLVO

V50 (MW)

1.6 D						
1560 ccm	81 kW	D 4164 T	01.05 -	ALT	FROM CHA-NO.: 415355; + AC	6 PK 975
				ALT	UNTIL CHA-NO.: 415354; + AC	6 PK 975
				CAM		ZRK 1460
				CAM		KT 1390
				W-P; CAM		KT 1390 W1
1.6 D2						
1560 ccm	84 kW	D 4162 T	01.10 -	ALT		6 PK 962
2.0 D						
1998 ccm	100 kW	D 4204 T	04.04 -	ALT		6 PK 1215
				CAM		ZRK 1452
				CAM		KT 1428
				W-P; CAM		KT 1428 W1
2.4 Tdi						
2400 ccm	120 kW	D 5244 T9	05.07 -	AC-C		5 PK 850
				ALT		5 PK 890
				CAM		ZRK 1702
				CAM		KT 1474
				CAM		KT 1474 W1
2.4 D5						
2400 ccm	132 kW	D 5244 T13;D 5244 T8	03.06 -	AC-C		5 PK 850
				ALT		5 PK 890
				CAM		ZRK 1702
				CAM		KT 1474
				CAM		KT 1474 W1

S60

2.0 T						
1984 ccm	132 kW	B 5204 T5	09.01 - 04.10	ALT		6 DPK 1841
				CAM		ZRK 1187
				CAM	FROM MTR-NO: 3188689	KT 1497
				CAM	UNTIL MTR-NO: 3188688	KT 1317
				CAM	UNTIL MTR-NO: 3188688	KT 1317 W1
				W-P; CAM	FROM MTR-NO: 3188689	KT 1497 W1
T5						
2319 ccm	184 kW	B 5234 T3	11.00 - 04.10	ALT		6 DPK 1841
				CAM		ZRK 1187
				CAM	FROM MTR-NO: 3188689	KT 1497
				CAM	UNTIL MTR-NO: 3188688	KT 1317
				CAM	FROM MTR-NO: 3188688	KT 1317 W1
2.3 T5						
2319 ccm	195 kW	B 5234 T7	07.00 - 09.02	ALT		6 DPK 1841
				CAM		ZRK 1187
				CAM	UNTIL MTR-NO: 3188688	KT 1317
2.4 T5						
2401 ccm	191 kW	B 5244 T5	04.04 - 04.10	ALT		6 DPK 1841
				CAM	FROM: 2008	ZRK 1702
				CAM	UNTIL: 2007	ZRK 1187
				CAM	FROM MTR-NO: 3188689; UNTIL: 2007	KT 1497
				CAM	FROM: 2008	KT 1474
				CAM	UNTIL MTR-NO: 3188688; UNTIL: 2007	KT 1317
				CAM	UNTIL MTR-NO: 3188688; UNTIL: 2007	KT 1317 W1
2.4 AWD						
2401 ccm	191 kW	B 5244 T5	02.04 - 04.10	CAM	UNTIL: 2007	ZRK 1187
				CAM	UNTIL MTR-NO: 3188688	KT 1317
2.4						
2435 ccm	103 kW	B 5244 S2	11.00 - 04.10	ALT		6 DPK 1841
				CAM		ZRK 1187
				CAM	FROM MTR-NO: 3188689	KT 1497
				CAM	UNTIL MTR-NO: 3188688	KT 1317
				CAM	UNTIL MTR-NO: 3188688	KT 1317 W1
2.4 Bifuel						
2435 ccm	103 kW	B 5244 SG2	06.02 - 04.10	ALT		6 DPK 1841
				CAM		ZRK 1187
				CAM	FROM MTR-NO: 3188689	KT 1497
				CAM	UNTIL MTR-NO: 3188688	KT 1317
				CAM	UNTIL MTR-NO: 3188688	KT 1317 W1



VOLVO

S60

2.4 Bifuel

2435 ccm 103 kW B 5244 SG2 06.02 - 04.10 W-P; CAM FROM MTR-NO: 3188689 KT 1497 W1

2.4

2435 ccm 125 kW B 5244 S 11.00 - 04.10 ALT 6 DPK 1841
CAM ZRK 1187
CAM FROM MTR-NO: 3188689 KT 1497
CAM UNTIL MTR-NO: 3188688 KT 1317
CAM UNTIL MTR-NO: 3188688 KT 1317 W1
W-P; CAM FROM MTR-NO: 3188689 KT 1497 W1

2.4 T

2435 ccm 147 kW B 5244 T3 11.00 - 04.10 ALT 6 DPK 1841
CAM ZRK 1187
CAM FROM MTR-NO: 3188689 KT 1497
CAM UNTIL MTR-NO: 3188688 KT 1317
CAM UNTIL MTR-NO: 3188688 KT 1317 W1
W-P; CAM FROM MTR-NO: 3188689 KT 1497 W1

2.4 T AWD

2435 ccm 147 kW B 5244 T3 11.01 - 04.10 ALT 6 DPK 1841
CAM ZRK 1187
CAM FROM MTR-NO: 3188689 KT 1497
CAM UNTIL MTR-NO: 3188688 KT 1317
CAM UNTIL MTR-NO: 3188688 KT 1317 W1
W-P; CAM FROM MTR-NO: 3188689 KT 1497 W1

2.5 T

2521 ccm 154 kW B 5254 T2 02.04 - 04.10 ALT 6 DPK 1841
CAM ZRK 1187
CAM FROM MTR-NO: 3188689 KT 1497
CAM UNTIL MTR-NO: 3188688 KT 1317
CAM FROM MTR-NO: 3188688 KT 1317 W1
W-P; CAM UNTIL MTR-NO: 3188688 KT 1497 W1

2.5 T AWD

2521 ccm 154 kW B 5254 T2 04.04 - 04.10 ALT 6 DPK 1841
CAM ZRK 1187
CAM FROM MTR-NO: 3188689 KT 1497
CAM UNTIL MTR-NO: 3188688 KT 1317
CAM FROM MTR-NO: 3188688 KT 1317 W1
W-P; CAM FROM MTR-NO: 3188689 KT 1497 W1

R 2,5 T AWD

2521 ccm 221 kW B 5254 T4 03.03 - 04.10 ALT FROM: 10.03 6 DPK 1825
CAM ZRK 1187
CAM FROM MTR-NO: 3188689 KT 1497
CAM UNTIL MTR-NO: 3188688 KT 1317
CAM UNTIL MTR-NO: 3188688 KT 1317 W1
W-P; CAM FROM MTR-NO: 3188689 KT 1497 W1

2.4 D

2401 ccm 93 kW D 5244 T7 09.05 - 04.10 ALT FROM CHA-NO.: 545225 6 DPK 1825
ALT UNTIL CHA-NO.: 545224 6 DPK 1841
CAM ZRK 1702
CAM KT 1474
CAM KT 1474 W1

2.4 D

2401 ccm 96 kW D 5244 T2 12.01 - 04.10 ALT FROM CHA-NO.: 545225 6 DPK 1825
ALT UNTIL CHA-NO.: 545224 6 DPK 1841
CAM ZRK 1702
CAM KT 1474
CAM KT 1474 W1

2.4 D

2400 ccm 120 kW D 5244 T5 09.05 - 01.09 CAM KT 1474 W1

2.4 D5

2401 ccm 120 kW D 5244 T 07.01 - 04.10 ALT FROM CHA-NO.: 545225 6 DPK 1825
ALT UNTIL CHA-NO.: 545224 6 DPK 1841
CAM ZRK 1702
CAM KT 1474
CAM KT 1474 W1

2.4 D5

2401 ccm 136 kW D 5244 T4 09.05 - 04.10 ALT FROM CHA-NO.: 545225 6 DPK 1825



VOLVO

S60

2.4 D5						
2401 ccm	136 kW	D 5244 T4	09.05 - 04.10	ALT CAM CAM CAM	UNTIL CHA-NO.: 545224	6 DPK 1841 ZRK 1702 KT 1474 KT 1474 W1

S60 II

T6 AWD						
2953 ccm	224 kW	B 6304 T4	04.10 -	AC-C		6 PK 1205
D3						
1984 ccm	120 kW	D 5204 T2;D 5204 T3	04.10 -	ALT		5 PK 1125
D5						
2400 ccm	151 kW	D 5244 T10	04.10 -	ALT		5 PK 1125
D5 AWD						
2400 ccm	151 kW	D 5244 T10	04.10 -	ALT		5 PK 1125
D5						
2400 ccm	158 kW	D 5244 T11;D 5244 T15	06.11 -	CAM		KT 1474 W1
D5 AWD						
2400 ccm	158 kW	D 5244 T11;D 5244 T15	06.11 -	CAM		KT 1474 W1

V60

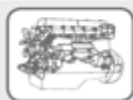
2.4 D5						
2400 ccm	158 kW	D 5244 T11;D 5244 T15	06.11 -	CAM		KT 1474 W1
2.4 D5 AWD						
2400 ccm	158 kW	D 5244 T11;D 5244 T15	06.11 -	CAM		KT 1474 W1
2.4 Hybrid AWD						
2400 ccm	158 kW	D 5244 T15	06.12 -	CAM		KT 1474 W1

XC60

T6 AWD						
2953 ccm	210 kW	B 6304 T2	05.08 -	AC-C		6 PK 1205
T6 AWD						
2953 ccm	224 kW	B 6304 T4	03.10 -	AC-C		6 PK 1205
3.2 AWD						
3192 ccm	175 kW	B 6324 S	07.09 -	AC-C		6 PK 1205
3.2 AWD						
3192 ccm	179 kW	B 6324 S5	03.10 -	AC-C		6 PK 1205
D3						
1984 ccm	120 kW	D 5204 T2;D 5204 T3	03.10 -	ALT		5 PK 1125
2.4 D						
2400 ccm	129 kW	D 5244 T14	07.09 -	ALT		5 PK 1125
2.4 D AWD						
2400 ccm	120 kW	D 5244 T16;D 5244 T17;D 5244 T5	05.08 -	ALT CAM CAM CAM		5 PK 1125 ZRK 1702 KT 1474 KT 1474 W1
D5 AWD						
2400 ccm	136 kW	D 5244 T4	05.08 -	ALT CAM CAM CAM		5 PK 1125 ZRK 1702 KT 1474 KT 1474 W1
D5 AWD						
2400 ccm	151 kW	D 5244 T10	07.09 -	ALT		5 PK 1125
D5 AWD						
2400 ccm	158 kW	D 5244 T11;D 5244 T15	06.11 -	CAM		KT 1474 W1

S70 (P80_)

2.0						
1984 ccm	93 kW	B 5202 S	01.97 - 11.00	ALT ALT ALT ALT ALT ALT ALT CAM	- AC; FROM: 1999; UNTIL: 2000 - AC; FROM: 2000 + AC + AC; FROM: 1999; UNTIL: 2000 + AC; UNTIL: 1998 + AUTO-TM; - AC; UNTIL: 1998 + MAN-TM; - AC; UNTIL: 1998 FROM MTR-NO: 1266128	6 DPK 1825 6 DPK 1841 6 DPK 1853 6 DPK 1841 6 PK 1748 6 PK 1250 6 PK 1270 ZRK 1079



VOLVO

S70 (P80_)

2.0						
1984 ccm	93 kW	B 5202 S	01.97 - 11.00	CAM CAM	UNTIL MTR-NO: 1266127 UNTIL MTR-NO: 1266127	ZRK 1021 KT 1290
2.0						
1984 ccm	105 kW	B 5204 F	01.97 - 11.00	CAM CAM CAM W-P; CAM	FROM MTR-NO: 1266128 UNTIL MTR-NO: 1266127 UNTIL MTR-NO: 1266127 UNTIL MTR-NO: 1266127	ZRK 1079 ZRK 1021 KT 1290 KT 1520 W1
2.0						
1984 ccm	120 kW	B 5204 T4	01.97 - 11.00	ALT ALT CAM CAM CAM CAM W-P; CAM	FROM: 12.98; - AC FROM: 12.98; + AC FROM MTR-NO: 1266128 UNTIL MTR-NO: 1266127 FROM MTR-NO: 1266128 UNTIL MTR-NO: 1266127 FROM MTR-NO: 1266128 UNTIL MTR-NO: 1266127	6 DPK 1825 6 DPK 1841 ZRK 1187 ZRK 1191 KT 1317 KT 1118 KT 1317 W1 KT 1520 W1
2.0						
1984 ccm	132 kW	B 5204 T2	01.97 - 11.00	ALT ALT ALT ALT ALT ALT CAM CAM CAM CAM W-P; CAM	- AC; FROM: 1999; UNTIL: 2000 - AC; FROM: 2000 + AC; FROM: 1999; UNTIL: 2000 + AC; FROM: 2000 + AC; UNTIL: 1998 + AUTO-TM; - AC; UNTIL: 1998 + MAN-TM; - AC; UNTIL: 1998 FROM MTR-NO: 1266128 UNTIL MTR-NO: 1266127 FROM MTR-NO: 1266128 UNTIL MTR-NO: 1266127 FROM MTR-NO: 1266128 UNTIL MTR-NO: 1266127	6 DPK 1825 6 DPK 1841 6 DPK 1841 6 DPK 1853 6 PK 1748 6 PK 1250 6 PK 1270 ZRK 1187 ZRK 1191 KT 1317 KT 1118 KT 1317 W1 KT 1520 W1
2.0 Turbo						
1984 ccm	155 kW	B 5204 T	01.97 - 11.00	CAM CAM CAM CAM W-P; CAM	FROM MTR-NO: 1266128 UNTIL MTR-NO: 1266127 FROM MTR-NO: 1266128 UNTIL MTR-NO: 1266127 FROM MTR-NO: 1266128 UNTIL MTR-NO: 1266127	ZRK 1187 ZRK 1191 KT 1317 KT 1118 KT 1317 W1 KT 1520 W1
2.0 Turbo						
1984 ccm	166 kW	B 5204 T3	01.97 - 11.00	ALT ALT ALT ALT ALT ALT CAM CAM CAM CAM W-P; CAM	- AC; FROM: 1999; UNTIL: 2000 - AC; FROM: 2000 + AC; FROM: 1999; UNTIL: 2000 + AC; FROM: 2000 + AC; UNTIL: 1998 + AUTO-TM; - AC; UNTIL: 1998 + MAN-TM; - AC; UNTIL: 1998 FROM MTR-NO: 1266128 UNTIL MTR-NO: 1266127 FROM MTR-NO: 1266128 UNTIL MTR-NO: 1266127 FROM MTR-NO: 1266128 UNTIL MTR-NO: 1266127	6 DPK 1825 6 DPK 1841 6 DPK 1841 6 DPK 1853 6 PK 1748 6 PK 1250 6 PK 1270 ZRK 1187 ZRK 1191 KT 1317 KT 1118 KT 1317 W1 KT 1520 W1
2.3 T-5						
2319 ccm	176 kW	B 5234 T3	01.97 - 11.00	ALT ALT ALT ALT ALT ALT CAM CAM CAM CAM W-P; CAM	- AC; FROM: 1999; UNTIL: 2000 - AC; FROM: 2000 + AC; FROM: 1999; UNTIL: 2000 + AC; FROM: 2000 + AC; UNTIL: 1998 + AUTO-TM; - AC; UNTIL: 1998 + MAN-TM; - AC; UNTIL: 1998 FROM MTR-NO: 1266128 UNTIL MTR-NO: 1266127 FROM MTR-NO: 1266128 UNTIL MTR-NO: 1266127 FROM MTR-NO: 1266128 UNTIL MTR-NO: 1266127	6 DPK 1825 6 DPK 1841 6 DPK 1841 6 DPK 1853 6 PK 1748 6 PK 1250 6 PK 1270 ZRK 1187 ZRK 1191 KT 1317 KT 1118 KT 1317 W1 KT 1520 W1



VOLVO

S70 (P80_)

2.3 T5 AWD

2319 ccm	177 kW	B 5234 T3	11.96 - 09.98	ALT	- AC; FROM: 1999	6 DPK 1825
				ALT	+ AC; FROM: 1999	6 DPK 1841
				ALT	+ AC; UNTIL: 1998	6 PK 1748
				ALT	+ AUTO-TM; - AC; UNTIL: 1998	6 PK 1250
				ALT	+ MAN-TM; - AC; UNTIL: 1998	6 PK 1270
				CAM	FROM MTR-NO: 1266128; MAN	ZRK 1187
				CAM	UNTIL MTR-NO: 1266127; AU	ZRK 1191
				CAM	FROM MTR-NO: 1266128; MAN	KT 1317
				CAM	UNTIL MTR-NO: 1266127; AU	KT 1118

2.3 Turbo

2319 ccm	184 kW	B 5234 FT+	01.97 - 11.00	ALT	- AC; FROM: 1999; UNTIL: 2000	6 DPK 1825
				ALT	- AC; FROM: 2000	6 DPK 1841
				ALT	+ AC; FROM: 1999; UNTIL: 2000	6 DPK 1841
				ALT	+ AC; FROM: 2000	6 DPK 1853
				ALT	+ AC; UNTIL: 1998	6 PK 1748
				ALT	+ AUTO-TM; - AC; UNTIL: 1998	6 PK 1250
				ALT	+ MAN-TM; - AC; UNTIL: 1998	6 PK 1270
				CAM	FROM MTR-NO: 1266128	ZRK 1187
				CAM	UNTIL MTR-NO: 1266127	ZRK 1191
				CAM	FROM MTR-NO: 1266128	KT 1317
				CAM	UNTIL MTR-NO: 1266127	KT 1118
				CAM	FROM MTR-NO: 1266128	KT 1317 W1
				W-P; CAM	UNTIL MTR-NO: 1266127	KT 1520 W1

2.3 T5 AWD

2319 ccm	184 kW	B 5234 T4	07.97 - 09.00	CAM	AU	ZRK 1191
				CAM	MAN	ZRK 1187
				CAM	AU	KT 1118
				CAM	MAN	KT 1317

2.3

2319 ccm	195 kW	B 5234 T7	04.99 - 09.00	ALT	- AC; FROM: 1999; UNTIL: 2000	6 DPK 1825
				ALT	- AC; FROM: 2000	6 DPK 1841
				ALT	+ AC; FROM: 1999; UNTIL: 2000	6 DPK 1841
				ALT	+ AC; FROM: 2000	6 DPK 1853
				ALT	+ AC; UNTIL: 1998	6 PK 1748
				ALT	+ AUTO-TM; - AC; UNTIL: 1998	6 PK 1250
				ALT	+ MAN-TM; - AC; UNTIL: 1998	6 PK 1270
				CAM	FROM MTR-NO: 1266128	ZRK 1187
				CAM	UNTIL MTR-NO: 1266127	ZRK 1191
				CAM	FROM MTR-NO: 1266128; UNTIL MTR-NO: 3192746	KT 1317
				CAM	UNTIL MTR-NO: 1266127	KT 1118
				CAM	FROM MTR-NO: 1266128	KT 1317 W1
				W-P; CAM	FROM MTR-NO: 3192746	KT 1497 W1
				W-P; CAM	UNTIL MTR-NO: 1266127	KT 1520 W1

2.4

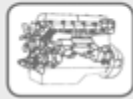
2435 ccm	103 kW	B 5244 S2;B 5244 SG	08.99 - 11.00	ALT	- AC; FROM: 2000	6 DPK 1841
				ALT	- AC; UNTIL: 1999	6 DPK 1825
				ALT	+ AC; FROM: 2000	6 DPK 1853
				ALT	+ AC; UNTIL: 1999	6 DPK 1841
				CAM	MTR-CODE: B5244S2	ZRK 1187
				CAM	MTR-CODE: B5244S2	KT 1317
				CAM		KT 1317 W1

2.4 AWD

2435 ccm	103 kW	B 5244 S2	04.99 - 09.00	ALT	- AC; FROM: 2000	6 DPK 1841
				ALT	- AC; UNTIL: 1999	6 DPK 1825
				ALT	+ AC; FROM: 2000	6 DPK 1853
				ALT	+ AC; UNTIL: 1999	6 DPK 1841
				CAM		ZRK 1187
				CAM		KT 1317
				CAM		KT 1317 W1

2.4 Blu-Fuel

2435 ccm	103 kW	B 5244 S2;B 5244 SG	07.97 - 09.00	ALT	FROM: 07.99; - AC; FROM: 199907	6 DPK 1841
				ALT	FROM: 07.99; - AC; UNTIL: 1999	6 DPK 1825
				ALT	FROM: 07.99; + AC; FROM: 199907	6 DPK 1853
				ALT	FROM: 07.99; + AC; UNTIL: 1999	6 DPK 1841
				CAM		ZRK 1187



VOLVO

S70 (P80_)

2.4 Blu-Fuel

2435 ccm	103 kW	B 5244 S2;B 5244 SG	07.97 - 09.00	CAM		KT 1317
				CAM		KT 1317 W1

2.5 Bifuel

2435 ccm	103 kW	B 5244 SG	07.99 - 11.00	ALT	- AC; FROM: 2000	6 DPK 1841
				ALT	- AC; UNTIL: 1999	6 DPK 1825
				ALT	+ AC; FROM: 2000	6 DPK 1853
				ALT	+ AC; UNTIL: 1999	6 DPK 1841
				CAM		ZRK 1187
				CAM		KT 1317
				CAM		KT 1317 W1

2.5

2435 ccm	106 kW	B 5252 FS	01.97 - 11.00	ALT	- AC; FROM: 1999	6 DPK 1825
				ALT	+ AC; FROM: 1999	6 DPK 1841
				ALT	+ AC; UNTIL: 1998	6 PK 1748
				ALT	+ AUTO-TM; - AC; UNTIL: 1998	6 PK 1250
				ALT	+ MAN-TM; - AC; UNTIL: 1998	6 PK 1270
				CAM	FROM MTR-NO: 1266128	ZRK 1079
				CAM	UNTIL MTR-NO: 1266127	ZRK 1021
				CAM	UNTIL MTR-NO: 1266127	KT 1290

2.5 Bifuel

2435 ccm	106 kW	GB 5252 S	10.98 - 11.00	ALT	- AC; FROM: 2000	6 DPK 1841
				ALT	- AC; UNTIL: 1999	6 DPK 1825
				ALT	+ AC; FROM: 2000	6 DPK 1853
				ALT	+ AC; UNTIL: 1999	6 DPK 1841
				CAM		ZRK 1187
				CAM		KT 1317

2.4 AWD

2435 ccm	106 kW	B 5252 FS	11.96 - 05.99	ALT	- AC; FROM: 1999	6 DPK 1825
				ALT	+ AC; FROM: 1999	6 DPK 1841
				ALT	+ AC; UNTIL: 1998	6 PK 1748
				ALT	+ AUTO-TM; - AC; UNTIL: 1998	6 PK 1250
				ALT	+ MAN-TM; - AC; UNTIL: 1998	6 PK 1270
				CAM	FROM MTR-NO: 1266128	ZRK 1079
				CAM	UNTIL MTR-NO: 1266127	ZRK 1021
				CAM	UNTIL MTR-NO: 1266127	KT 1290

2.5

2435 ccm	121 kW	B 5254 S	06.98 - 11.00	ALT	FROM: 10.98; - AC	6 DPK 1825
				ALT	FROM: 10.98; + AC	6 DPK 1841
				CAM		ZRK 1187
				CAM		KT 1317
				CAM	MTR-CODE: B5254S	KT 1317 W1
				W-P; CAM	UNTIL MTR-NO: 1266127	KT 1520 W1

2.4 AWD

2435 ccm	121 kW	B 5254 S	10.98 - 05.99	ALT	- AC	6 DPK 1825
				ALT	+ AC	6 DPK 1841
				CAM		ZRK 1187
				CAM		KT 1317
				CAM		KT 1317 W1
				W-P; CAM	UNTIL MTR-NO: 1266127; MTR-CODE: B5254S	KT 1520 W1

2.4

2435 ccm	125 kW	B 5244 S;B 5254 S	01.97 - 11.00	ALT	MTR-CODE: B5244S; - AC; FROM: 2000	6 DPK 1841
				ALT	MTR-CODE: B5244S; - AC; UNTIL: 1999	6 DPK 1825
				ALT	MTR-CODE: B5244S; + AC; FROM: 2000	6 DPK 1853
				ALT	MTR-CODE: B5244S; + AC; UNTIL: 1999	6 DPK 1841
				ALT	MTR-CODE: B5254FS; + AC	6 PK 1748
				ALT	MTR-CODE: B5254FS; + AUTO-TM; - AC	6 PK 1250
				ALT	MTR-CODE: B5254FS; + MAN-TM; - AC	6 PK 1270
				CAM	FROM MTR-NO: 1266128	ZRK 1187
				CAM	UNTIL MTR-NO: 1266127	ZRK 1191
				CAM	FROM MTR-NO: 1266128	KT 1317
				CAM	UNTIL MTR-NO: 1266127	KT 1118
				CAM	FROM MTR-NO: 1266128	KT 1317 W1
				W-P; CAM	UNTIL MTR-NO: 1266127	KT 1520 W1

2.4 AWD

2435 ccm	125 kW	B 5244 S	04.99 - 09.00	ALT	- AC; FROM: 2000	6 DPK 1841
				ALT	- AC; UNTIL: 1999	6 DPK 1825



VOLVO

S70 (P80_)

2.4 AWD

2435 ccm	125 kW	B 5244 S	04.99 - 09.00	ALT	+ AC; FROM: 2000	6 DPK 1853
				ALT	+ AC; UNTIL: 1999	6 DPK 1841
				CAM		ZRK 1187
				CAM		KT 1317
				CAM		KT 1317 W1

2.4 Turbo

2435 ccm	142 kW	B 5244 T;B 5254 T	01.97 - 11.00	ALT	- AC; FROM: 1999; UNTIL: 2000	6 DPK 1825
				ALT	- AC; FROM: 2000	6 DPK 1841
				ALT	+ AC; FROM: 1999; UNTIL: 2000	6 DPK 1841
				ALT	+ AC; FROM: 2000	6 DPK 1853
				ALT	+ AC; UNTIL: 1998	6 PK 1748
				ALT	+ AUTO-TM; - AC; UNTIL: 1998	6 PK 1250
				ALT	+ MAN-TM; - AC; UNTIL: 1998	6 PK 1270
				CAM	FROM MTR-NO: 1266128	ZRK 1187
				CAM	UNTIL MTR-NO: 1266127	ZRK 1191
				CAM	FROM MTR-NO: 1266128	KT 1317
				CAM	UNTIL MTR-NO: 1266127	KT 1118
				CAM	FROM MTR-NO: 1266128	KT 1317 W1
				W-P; CAM	UNTIL MTR-NO: 1266127	KT 1520 W1

2.4 T5 AWD

2435 ccm	142 kW	B 5254 T	11.96 - 04.99	ALT	- AC; FROM: 1999; UNTIL: 2000	6 DPK 1825
				ALT	- AC; FROM: 2000	6 DPK 1841
				ALT	+ AC; FROM: 1999; UNTIL: 2000	6 DPK 1841
				ALT	+ AC; FROM: 2000	6 DPK 1853
				ALT	+ AC; UNTIL: 1998	6 PK 1748
				ALT	+ AUTO-TM; - AC; UNTIL: 1998	6 PK 1250
				ALT	+ MAN-TM; - AC; UNTIL: 1998	6 PK 1270
				CAM	FROM MTR-NO: 1266128; MAN	ZRK 1187
				CAM	UNTIL MTR-NO: 1266127; AU	ZRK 1191
				CAM	FROM MTR-NO: 1266128; MAN	KT 1317
				CAM	UNTIL MTR-NO: 1266127; AU	KT 1118
				CAM	FROM MTR-NO: 1266128	KT 1317 W1
				W-P; CAM	UNTIL MTR-NO: 1266127	KT 1520 W1

2.5 TDI

2461 ccm	103 kW	D 5252 T	01.97 - 11.00	ALT	- AC	6 PK 1432
				ALT	+ AC	6 PK 1685
				CAM		ZRK 1301
				INJ-P		ZRK 1238
				CAM		KT 1218
				CAM		KT 1302
				CAM		KT 1515
				W-P; CAM		KT 1218 W2

2.5 TDi AWD

2460 ccm	103 kW	D 5252 T	10.99 - 09.00	ALT	- AC	6 PK 1432
				ALT	+ AC	6 PK 1685
				CAM		ZRK 1301
				INJ-P		ZRK 1238
				CAM		KT 1218
				CAM		KT 1302
				CAM; INJ-P		KT 1515

C70 I Coupe

2.0 T

1984 ccm	120 kW	B 5204 T4	03.00 - 09.02	ALT	- AC	6 DPK 1825
				ALT	- AC; FROM: 2000	6 DPK 1841
				ALT	+ AC	6 DPK 1841
				ALT	+ AC; FROM: 2000	6 DPK 1853
				CAM		ZRK 1187
				CAM		KT 1317
				CAM		KT 1317 W1

2.0

1984 ccm	132 kW	B 5204 T2	03.97 - 09.02	ALT	FROM: 09.97; + AC	6 PK 1748
				ALT	FROM: 09.97; + AUTO-TM; - AC	6 PK 1250
				ALT	FROM: 09.97; + MAN-TM; - AC	6 PK 1270
				CAM	FROM MTR-NO: 1266128	ZRK 1187
				CAM	UNTIL MTR-NO: 1266127	ZRK 1191
				CAM	FROM MTR-NO: 1266128	KT 1317



VOLVO

C70 I Coupe

2.0						
1984 ccm	132 kW	B 5204 T2	03.97 - 09.02	CAM	UNTIL MTR-NO: 1266127	KT 1118
				CAM	FROM MTR-NO: 1266128	KT 1317 W1
				W-P; CAM	UNTIL MTR-NO: 1266127	KT 1520 W1

2.0 T						
1984 ccm	166 kW	B 5204 T3	03.97 - 09.02	ALT	- AC	6 DPK 1841
				ALT	- AC; FROM: 1997; UNTIL: 1999	6 DPK 1825
				ALT	+ AC	6 DPK 1853
				ALT	+ AC; FROM: 1997; UNTIL: 1999	6 DPK 1841
				CAM	FROM MTR-NO: 1266128	ZRK 1187
				CAM	UNTIL MTR-NO: 1266127	ZRK 1191
				CAM	FROM MTR-NO: 1266128	KT 1317
				CAM	UNTIL MTR-NO: 1266127	KT 1118
				CAM	FROM MTR-NO: 1266128	KT 1317 W1
				W-P; CAM	UNTIL MTR-NO: 1266127	KT 1520 W1

2.3 T-5						
2319 ccm	176 kW	B 5234 T3	03.97 - 09.02	ALT	- AC; FROM: 1999; UNTIL: 2000	6 DPK 1825
				ALT	- AC; FROM: 2000	6 DPK 1841
				ALT	+ AC; FROM: 1999; UNTIL: 2000	6 DPK 1841
				ALT	+ AC; FROM: 2000	6 DPK 1853
				ALT	+ AC; UNTIL: 1998	6 PK 1748
				ALT	+ AUTO-TM; - AC; UNTIL: 1998	6 PK 1250
				ALT	+ MAN-TM; - AC; UNTIL: 1998	6 PK 1270
				CAM	FROM MTR-NO: 1266128	ZRK 1187
				CAM	UNTIL MTR-NO: 1266127	ZRK 1191
				CAM	FROM MTR-NO: 1266128	KT 1317
				CAM	UNTIL MTR-NO: 1266127	KT 1118
				CAM	FROM MTR-NO: 1266128	KT 1317 W1
				W-P; CAM	UNTIL MTR-NO: 1266127	KT 1520 W1

2.5						
2435 ccm	121 kW	B 5254 S	03.99 - 09.02	ALT	- AC	6 DPK 1825
				ALT	- AC	6 DPK 1841
				ALT	+ AC	6 DPK 1841
				ALT	+ AC	6 DPK 1853
				CAM	FROM MTR-NO: 1266128	ZRK 1187
				CAM	UNTIL MTR-NO: 1266127	ZRK 1191
				CAM	FROM MTR-NO: 1266128	KT 1317
				CAM	UNTIL MTR-NO: 1266127	KT 1118
				CAM	FROM MTR-NO: 1266128	KT 1317 W1

2.5						
2435 ccm	125 kW	B 5244 S; B 5254 S	05.99 - 09.02	ALT	FROM: 10.99: 06.99; - AC	6 DPK 1825
				ALT	FROM: 10.99: 06.99; + AC	6 DPK 1841
				ALT	FROM: 10.99; - AC	6 DPK 1825
				ALT	FROM: 10.99; - AC; FROM: 199910	6 DPK 1841
				ALT	FROM: 10.99; + AC	6 DPK 1841
				ALT	FROM: 10.99; + AC; FROM: 199910	6 DPK 1853
				CAM	FROM MTR-NO: 1266128	ZRK 1187
				CAM	UNTIL MTR-NO: 1266127	ZRK 1191
				CAM	FROM MTR-NO: 1266128	KT 1317
				CAM	UNTIL MTR-NO: 1266127	KT 1118
				CAM	FROM MTR-NO: 1266128	KT 1317 W1
				W-P; CAM	UNTIL MTR-NO: 1266127	KT 1520 W1

2.5 T						
2435 ccm	142 kW	B 5244 T; B 5254 T	03.97 - 09.02	ALT	- AC; FROM: 1999; UNTIL: 2000	6 DPK 1825
				ALT	- AC; FROM: 2000	6 DPK 1841
				ALT	+ AC; FROM: 1999; UNTIL: 2000	6 DPK 1841
				ALT	+ AC; FROM: 2000	6 DPK 1853
				ALT	+ AC; UNTIL: 1998	6 PK 1748
				ALT	+ AUTO-TM; - AC; UNTIL: 1998	6 PK 1250
				ALT	+ MAN-TM; - AC; UNTIL: 1998	6 PK 1270
				CAM	FROM MTR-NO: 1266128	ZRK 1187
				CAM	UNTIL MTR-NO: 1266127	ZRK 1191
				CAM	FROM MTR-NO: 1266128	KT 1317
				CAM	UNTIL MTR-NO: 1266127	KT 1118
				CAM	FROM MTR-NO: 1266128	KT 1317 W1
				W-P; CAM	UNTIL MTR-NO: 1266127	KT 1520 W1



VOLVO

C70 I Cabriolet

2.0 T

1984 ccm	120 kW	B 5204 T4	03.00 - 10.05	ALT	- AC	6 DPK 1825
				ALT	- AC; FROM: 2000	6 DPK 1841
				ALT	+ AC	6 DPK 1841
				ALT	+ AC; FROM: 2000	6 DPK 1853
				CAM		ZRK 1187
				CAM		KT 1317
				CAM		KT 1317 W1

2.0

1984 ccm	132 kW	B 5204 T2	03.98 - 10.05	ALT	FROM: 09.98; - AC; FROM: 199809	6 DPK 1841
				ALT	FROM: 09.98; - AC; FROM: 199809; UNTIL: 2000	6 DPK 1825
				ALT	FROM: 09.98; + AC; FROM: 199809; UNTIL: 2000	6 DPK 1841
				ALT	FROM: 09.98; + AC; UNTIL: 1998	6 PK 1748
				ALT	FROM: 09.98; + AC; UNTIL: 2000	6 DPK 1853
				ALT	FROM: 09.98; + AUTO-TM; - AC; UNTIL: 1998	6 PK 1250
				ALT	FROM: 09.98; + MAN-TM; - AC; UNTIL: 1998	6 PK 1270
				CAM	FROM MTR-NO: 1266128	ZRK 1187
				CAM	UNTIL MTR-NO: 1266127	ZRK 1191
				CAM	FROM MTR-NO: 1266128	KT 1317
				CAM	UNTIL MTR-NO: 1266127	KT 1118
				CAM	FROM MTR-NO: 1266128	KT 1317 W1
				W-P; CAM	UNTIL MTR-NO: 1266127	KT 1520 W1

2.0 T

1984 ccm	166 kW	B 5204 T3	03.98 - 10.05	ALT	- AC	6 DPK 1841
				ALT	- AC; FROM: 1997; UNTIL: 1999	6 DPK 1825
				ALT	+ AC	6 DPK 1853
				ALT	+ AC; FROM: 1997; UNTIL: 1999	6 DPK 1841
				CAM	FROM MTR-NO: 1266128	ZRK 1187
				CAM	UNTIL MTR-NO: 1266127	ZRK 1191
				CAM	FROM MTR-NO: 1266128	KT 1317
				CAM	UNTIL MTR-NO: 1266127	KT 1118
				CAM	FROM MTR-NO: 1266128	KT 1317 W1
				W-P; CAM	UNTIL MTR-NO: 1266127	KT 1520 W1

2.3 T-5

2319 ccm	176 kW	B 5234 T3	03.98 - 10.05	ALT	- AC; FROM: 1999; UNTIL: 2000	6 DPK 1825
				ALT	- AC; FROM: 2000	6 DPK 1841
				ALT	+ AC; FROM: 1999; UNTIL: 2000	6 DPK 1841
				ALT	+ AC; FROM: 2000	6 DPK 1853
				ALT	+ AC; UNTIL: 1998	6 PK 1748
				ALT	+ AUTO-TM; - AC; UNTIL: 1998	6 PK 1250
				ALT	+ MAN-TM; - AC; UNTIL: 1998	6 PK 1270
				CAM	FROM MTR-NO: 1266128	ZRK 1187
				CAM	UNTIL MTR-NO: 1266127	ZRK 1191
				CAM	FROM MTR-NO: 1266128	KT 1317
				CAM	UNTIL MTR-NO: 1266127	KT 1118
				CAM	FROM MTR-NO: 1266128	KT 1317 W1
				W-P; CAM	UNTIL MTR-NO: 1266127	KT 1520 W1

2.3 T5

2319 ccm	180 kW	B 5234 T9	07.02 - 10.05	ALT	- AC	6 DPK 1841
				ALT	+ AC	6 DPK 1853
				CAM		ZRK 1187
				CAM		KT 1317
				CAM	FROM MTR-NO: 1266128	KT 1317 W1

2.5

2435 ccm	125 kW	B 5254 S	06.98 - 10.05	ALT	- AC; FROM: 1999; UNTIL: 2000	6 DPK 1825
				ALT	- AC; FROM: 2000	6 DPK 1841
				ALT	+ AC; FROM: 1999; UNTIL: 2000	6 DPK 1841
				ALT	+ AC; FROM: 2000	6 DPK 1853
				ALT	+ AC; UNTIL: 1998	6 PK 1748
				ALT	+ AUTO-TM; - AC; UNTIL: 1998	6 PK 1250
				ALT	+ MAN-TM; - AC; UNTIL: 1998	6 PK 1270
				CAM	FROM MTR-NO: 1266128	ZRK 1187
				CAM	UNTIL MTR-NO: 1266127	ZRK 1191
				CAM	FROM MTR-NO: 1266128	KT 1317
				CAM	UNTIL MTR-NO: 1266127	KT 1118
				CAM	FROM MTR-NO: 1266128	KT 1317 W1
				W-P; CAM	UNTIL MTR-NO: 1266127	KT 1520 W1



VOLVO

C70 I Cabriolet

2.5 T

2435 ccm	142 kW	B 5244 T;B 5254 T	03.98 - 10.05	ALT	FROM: 01.00; - AC	6 DPK 1841
				ALT	FROM: 01.00; + AC	6 DPK 1853
				CAM	FROM MTR-NO: 1266128	ZRK 1187
				CAM	UNTIL MTR-NO: 1266127	ZRK 1191
				CAM	FROM MTR-NO: 1266128	KT 1317
				CAM	UNTIL MTR-NO: 1266127	KT 1118
				CAM	FROM MTR-NO: 1266128	KT 1317 W1
				W-P; CAM	UNTIL MTR-NO: 1266127	KT 1520 W1

2.4 T

2435 ccm	147 kW	B 5244 T7	07.02 - 10.05	ALT	- AC	6 DPK 1841
				ALT	+ AC	6 DPK 1853
				CAM		ZRK 1187
				CAM		KT 1317
				CAM		KT 1317 W1

C70 II Cabriolet

2.4

2435 ccm	103 kW	B 5244 S5	03.06 -	AC-C		5 PK 850
				ALT		5 PK 890
				CAM		ZRK 1187
				CAM	FROM CHA-NO.: 1187	KT 1496
				CAM	UNTIL CHA-NO.: 1186	KT 1497
				W-P; CAM	UNTIL CHA-NO.: 1186	KT 1497 W1

2.4 i

2435 ccm	125 kW	B 5244 S4	03.06 -	AC-C		5 PK 850
				ALT		5 PK 890
				CAM		ZRK 1187
				CAM	FROM CHA-NO.: 1187	KT 1496
				CAM	UNTIL CHA-NO.: 1186	KT 1497
				W-P; CAM	UNTIL CHA-NO.: 1186	KT 1497 W1

T5

2521 ccm	162 kW	B 5254 T3	03.06 -	AC-C		5 PK 850
				ALT		5 PK 890
				CAM		ZRK 1187
				CAM	FROM CHA-NO.: 1187	KT 1496
				CAM	UNTIL CHA-NO.: 1186	KT 1497
				W-P; CAM	UNTIL CHA-NO.: 1186	KT 1497 W1

T5

2521 ccm	169 kW	B 5254 T7	03.07 -	AC-C		5 PK 850
				ALT		5 PK 890
				CAM		ZRK 1187
				CAM	UNTIL CHA-NO.: 1186	KT 1497

2.0 D

1997 ccm	100 kW	D 4204 T	01.08 -	ALT		6 PK 1215
				CAM		ZRK 1452
				CAM		KT 1428
				W-P; CAM		KT 1428 W1

D5

2400 ccm	132 kW	D 5244 T13;D 5244 T8	03.06 -	AC-C		5 PK 850
				ALT		5 PK 890
				CAM		ZRK 1702
				CAM		KT 1474
				CAM		KT 1474 W1

V70 I (P80_)

2.0

1984 ccm	93 kW	B 5202 S	01.97 - 03.00	ALT	- AC; FROM: 1999; UNTIL: 2000	6 DPK 1825
				ALT	- AC; FROM: 2000	6 DPK 1841
				ALT	+ AC; FROM: 1999; UNTIL: 2000	6 DPK 1841
				ALT	+ AC; FROM: 2000	6 DPK 1853
				ALT	+ AC; UNTIL: 1998	6 PK 1748
				ALT	+ AUTO-TM; - AC; UNTIL: 1998	6 PK 1250
				ALT	+ MAN-TM; - AC; UNTIL: 1998	6 PK 1270
				CAM	FROM MTR-NO: 1266128	ZRK 1079
				CAM	UNTIL MTR-NO: 1266127	ZRK 1021
				CAM	UNTIL MTR-NO: 1266127	KT 1290



VOLVO

V70 I (P80_)

2.0

1984 ccm	105 kW	B 5204 F	01.97 - 03.00	CAM	FROM MTR-NO: 1266128	ZRK 1187
				CAM	UNTIL MTR-NO: 1266127	ZRK 1191
				CAM	FROM MTR-NO: 1266128	KT 1317
				CAM	UNTIL MTR-NO: 1266127	KT 1118
				CAM	FROM MTR-NO: 1266128	KT 1317 W1
				W-P; CAM	UNTIL MTR-NO: 1266127	KT 1520 W1

2.0

1984 ccm	120 kW	B 5204 T4	01.97 - 03.00	ALT	FROM: 12.98: 06.00; - AC	6 DPK 1841
				ALT	FROM: 12.98: 06.00; + AC	6 DPK 1853
				ALT	FROM: 12.98: 06.99; - AC	6 DPK 1825
				ALT	FROM: 12.98: 06.99; + AC	6 DPK 1841
				ALT	FROM: 12.98; - AC	6 DPK 1825
				ALT	FROM: 12.98; - AC	6 DPK 1841
				ALT	FROM: 12.98; + AC	6 DPK 1841
				ALT	FROM: 12.98; + AC	6 DPK 1853
				CAM		ZRK 1187
				CAM	FROM MTR-NO: 1266128	KT 1317
				CAM	FROM MTR-NO: 1266128	KT 1317 W1
				W-P; CAM	UNTIL MTR-NO: 1266127	KT 1520 W1

2.0

1984 ccm	132 kW	B 5204 T2	01.97 - 03.00	ALT	+ AC	6 PK 1748
				ALT	+ AUTO-TM; - AC	6 PK 1250
				ALT	+ MAN-TM; - AC	6 PK 1270
				CAM	FROM MTR-NO: 1266128	ZRK 1187
				CAM	UNTIL MTR-NO: 1266127	ZRK 1191
				CAM	FROM MTR-NO: 1266128	KT 1317
				CAM	UNTIL MTR-NO: 1266127	KT 1118
				CAM	FROM MTR-NO: 1266128	KT 1317 W1

2.0 Turbo

1984 ccm	155 kW	B 5204 T	01.97 - 03.00	CAM	FROM MTR-NO: 1266128	ZRK 1187
				CAM	UNTIL MTR-NO: 1266127	ZRK 1191
				CAM	FROM MTR-NO: 1266128	KT 1317
				CAM	UNTIL MTR-NO: 1266127	KT 1118
				CAM	FROM MTR-NO: 1266128	KT 1317 W1
				W-P; CAM	UNTIL MTR-NO: 1266127	KT 1520 W1

2.0 Turbo

1984 ccm	166 kW	B 5204 T3	01.97 - 03.00	ALT	- AC; FROM: 1999; UNTIL: 2000	6 DPK 1825
				ALT	- AC; FROM: 2000	6 DPK 1841
				ALT	+ AC; FROM: 1999; UNTIL: 2000	6 DPK 1841
				ALT	+ AC; FROM: 2000	6 DPK 1853
				ALT	+ AC; UNTIL: 1998	6 PK 1748
				ALT	+ AUTO-TM; - AC; UNTIL: 1998	6 PK 1250
				ALT	+ MAN-TM; - AC; UNTIL: 1998	6 PK 1270
				CAM	FROM MTR-NO: 1266128	ZRK 1187
				CAM	UNTIL MTR-NO: 1266127	ZRK 1191
				CAM	FROM MTR-NO: 1266128	KT 1317
				CAM	UNTIL MTR-NO: 1266127	KT 1118
				CAM	FROM MTR-NO: 1266128	KT 1317 W1
				W-P; CAM	UNTIL MTR-NO: 1266127	KT 1520 W1

2.0 Turbo AWD

1984 ccm	166 kW	B 5204 T3	01.97 - 03.00	ALT	- AC; FROM: 1999; UNTIL: 2000	6 DPK 1825
				ALT	- AC; FROM: 2000	6 DPK 1841
				ALT	+ AC; FROM: 1999; UNTIL: 2000	6 DPK 1841
				ALT	+ AC; FROM: 2000	6 DPK 1853
				ALT	+ AC; UNTIL: 1998	6 PK 1748
				ALT	+ AUTO-TM; - AC; UNTIL: 1998	6 PK 1250
				ALT	+ MAN-TM; - AC; UNTIL: 1998	6 PK 1270
				CAM	FROM MTR-NO: 1266128	ZRK 1187
				CAM	UNTIL MTR-NO: 1266127	ZRK 1191
				CAM	FROM MTR-NO: 1266128	KT 1317
				CAM	UNTIL MTR-NO: 1266127	KT 1118
				CAM	FROM MTR-NO: 1266128	KT 1317 W1
				W-P; CAM	UNTIL MTR-NO: 1266127	KT 1520 W1

2.3 T-5

2319 ccm	176 kW	B 5234 T3	01.97 - 03.00	ALT	- AC; FROM: 1999; UNTIL: 2000	6 DPK 1825
				ALT	- AC; FROM: 2000	6 DPK 1841



VOLVO

V70 I (P80_)

2.3 T-5

2319 ccm	176 kW	B 5234 T3	01.97 - 03.00	ALT	+ AC; FROM: 1999; UNTIL: 2000	6 DPK 1841
				ALT	+ AC; FROM: 2000	6 DPK 1853
				ALT	+ AC; UNTIL: 1998	6 PK 1748
				ALT	+ AUTO-TM; - AC; UNTIL: 1998	6 PK 1250
				ALT	+ MAN-TM; - AC; UNTIL: 1998	6 PK 1270
				CAM	FROM MTR-NO: 1266128	ZRK 1187
				CAM	UNTIL MTR-NO: 1266127	ZRK 1191
				CAM	FROM MTR-NO: 1266128	KT 1317
				CAM	UNTIL MTR-NO: 1266127	KT 1118
				CAM	FROM MTR-NO: 1266128	KT 1317 W1
				W-P; CAM	UNTIL MTR-NO: 1266127	KT 1520 W1

2.3 T-5 AWD

2319 ccm	176 kW	B 5234 T3	01.97 - 03.00	ALT	- AC; FROM: 1999; UNTIL: 2000	6 DPK 1825
				ALT	- AC; FROM: 2000	6 DPK 1841
				ALT	+ AC; FROM: 1999; UNTIL: 2000	6 DPK 1841
				ALT	+ AC; FROM: 2000	6 DPK 1853
				ALT	+ AC; UNTIL: 1998	6 PK 1748
				ALT	+ AUTO-TM; - AC; UNTIL: 1998	6 PK 1250
				ALT	+ MAN-TM; - AC; UNTIL: 1998	6 PK 1270
				CAM	FROM MTR-NO: 1266128	ZRK 1187
				CAM	UNTIL MTR-NO: 1266127	ZRK 1191
				CAM	FROM MTR-NO: 1266128	KT 1317
				CAM	UNTIL MTR-NO: 1266127	KT 1118
				CAM	FROM MTR-NO: 1266128	KT 1317 W1
				W-P; CAM	UNTIL MTR-NO: 1266127	KT 1520 W1

2.3 AWD

2319 ccm	177 kW	B 5234 T3	04.97 - 09.98	ALT	- AC; FROM: 1999; UNTIL: 2000	6 DPK 1825
				ALT	- AC; FROM: 2000	6 DPK 1841
				ALT	+ AC; FROM: 1999; UNTIL: 2000	6 DPK 1841
				ALT	+ AC; FROM: 2000	6 DPK 1853
				ALT	+ AC; UNTIL: 1998	6 PK 1748
				ALT	+ AUTO-TM; - AC; UNTIL: 1998	6 PK 1250
				ALT	+ MAN-TM; - AC; UNTIL: 1998	6 PK 1270
				CAM	FROM MTR-NO: 1266128	ZRK 1187
				CAM	UNTIL MTR-NO: 1266127	ZRK 1191
				CAM	FROM MTR-NO: 1266128	KT 1317
				CAM	UNTIL MTR-NO: 1266127	KT 1118
				CAM	FROM MTR-NO: 1266128; UNTIL MTR-NO: 3192745	KT 1317 W1
				W-P; CAM	FROM MTR-NO: 3192746	KT 1497 W1
				W-P; CAM	UNTIL MTR-NO: 1266127	KT 1520 W1

2.3 Turbo

2319 ccm	184 kW	B 5234 FT+	01.97 - 03.00	ALT	- AC; FROM: 1999; UNTIL: 2000	6 DPK 1825
				ALT	- AC; FROM: 2000	6 DPK 1841
				ALT	+ AC; FROM: 1999; UNTIL: 2000	6 DPK 1841
				ALT	+ AC; FROM: 2000	6 DPK 1853
				ALT	+ AC; UNTIL: 1998	6 PK 1748
				ALT	+ AUTO-TM; - AC; UNTIL: 1998	6 PK 1250
				ALT	+ MAN-TM; - AC; UNTIL: 1998	6 PK 1270
				CAM	FROM MTR-NO: 1266128	ZRK 1187
				CAM	UNTIL MTR-NO: 1266127	ZRK 1191
				CAM	FROM MTR-NO: 1266128	KT 1317
				CAM	UNTIL MTR-NO: 1266127	KT 1118
				CAM	FROM MTR-NO: 1266128	KT 1317 W1
				W-P; CAM	UNTIL MTR-NO: 1266127	KT 1520 W1

2.3 T AWD

2319 ccm	184 kW	B 5234 FT+	04.97 - 03.00	ALT	- AC; FROM: 1999; UNTIL: 2000	6 DPK 1825
				ALT	- AC; FROM: 2000	6 DPK 1841
				ALT	+ AC; FROM: 1999; UNTIL: 2000	6 DPK 1841
				ALT	+ AC; FROM: 2000	6 DPK 1853
				ALT	+ AC; UNTIL: 1998	6 PK 1748
				ALT	+ AUTO-TM; - AC; UNTIL: 1998	6 PK 1250
				ALT	+ MAN-TM; - AC; UNTIL: 1998	6 PK 1270
				CAM	FROM MTR-NO: 1266128	ZRK 1187
				CAM	UNTIL MTR-NO: 1266127	ZRK 1191
				CAM	FROM MTR-NO: 1266128	KT 1317
				CAM	UNTIL MTR-NO: 1266127	KT 1118



VOLVO

V70 I (P80_)

2.3 T AWD

2319 ccm	184 kW	B 5234 FT+	04.97 - 03.00	CAM	FROM MTR-NO: 1266128	KT 1317 W1
				W-P; CAM	UNTIL MTR-NO: 1266127	KT 1520 W1

2.4

2435 ccm	103 kW	B 5244 S2;B 5244 SG2	08.99 - 05.00	ALT	- AC; FROM: 2000	6 DPK 1841
				ALT	- AC; UNTIL: 1999	6 DPK 1825
				ALT	+ AC; FROM: 2000	6 DPK 1853
				ALT	+ AC; UNTIL: 1999	6 DPK 1841
				CAM		ZRK 1187
				CAM		KT 1317
				CAM		KT 1317 W1

2.4 Bifuel

2435 ccm	103 kW	B 5244 SG	08.99 - 03.00	ALT	- AC; FROM: 2000	6 DPK 1841
				ALT	- AC; UNTIL: 1999	6 DPK 1825
				ALT	+ AC; FROM: 2000	6 DPK 1853
				ALT	+ AC; UNTIL: 1999	6 DPK 1841
				CAM		ZRK 1187
				CAM		KT 1317
				CAM	FROM MTR-NO: 3188689	KT 1497
				CAM		KT 1317 W1

2.5

2435 ccm	106 kW	B 5252 FS	01.97 - 03.00	ALT	- AC; FROM: 1999	6 DPK 1825
				ALT	+ AC; FROM: 1999	6 DPK 1841
				ALT	+ AC; UNTIL: 1998	6 PK 1748
				ALT	+ AUTO-TM; - AC; UNTIL: 1998	6 PK 1250
				ALT	+ MAN-TM; - AC; UNTIL: 1998	6 PK 1270
				CAM	FROM MTR-NO: 1266128	ZRK 1079
				CAM	UNTIL MTR-NO: 1266127	ZRK 1021
				CAM	UNTIL MTR-NO: 1266127	KT 1290

2.5 Bifuel

2435 ccm	106 kW	GB 5252 S	10.98 - 08.99	ALT	- AC	6 DPK 1825
				ALT	+ AC	6 DPK 1841
				CAM	FROM MTR-NO: 1266128	ZRK 1079
				CAM	UNTIL MTR-NO: 1266127	ZRK 1021
				CAM	UNTIL MTR-NO: 1266127	KT 1290

2.5

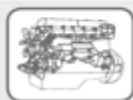
2435 ccm	121 kW	B 5254 S	06.98 - 03.00	ALT	MTR-CODE: B5244S; - AC; FROM: 2000	6 DPK 1841
				ALT	MTR-CODE: B5244S; - AC; UNTIL: 1999	6 DPK 1825
				ALT	MTR-CODE: B5244S; + AC; FROM: 2000	6 DPK 1853
				ALT	MTR-CODE: B5244S; + AC; UNTIL: 1999	6 DPK 1841
				ALT	MTR-CODE: B5254FS; + AC	6 PK 1748
				ALT	MTR-CODE: B5254FS; + AUTO-TM; - AC	6 PK 1250
				ALT	MTR-CODE: B5254FS; + MAN-TM; - AC	6 PK 1270
				CAM		ZRK 1187
				CAM	FROM MTR-NO: 3188689	KT 1497
				CAM	UNTIL MTR-NO: 3188688; MTR-CODE: B5244S	KT 1317
				CAM	FROM MTR-NO: 1266128	KT 1317 W1
				W-P; CAM	UNTIL MTR-NO: 1266127; MTR-CODE: B5254S	KT 1520 W1

2.4 AWD

2435 ccm	121 kW	B 5254 S	10.98 - 05.99	ALT	- AC	6 DPK 1825
				ALT	+ AC	6 DPK 1841
				CAM		ZRK 1187
				CAM		KT 1317
				CAM		KT 1317 W1
				W-P; CAM	UNTIL MTR-NO: 1266127; MTR-CODE: B5254S	KT 1520 W1

2.4

2435 ccm	125 kW	B 5244 S;B 5254 S	01.97 - 05.00	ALT	MTR-CODE: B5244S; - AC; FROM: 2000	6 DPK 1841
				ALT	MTR-CODE: B5244S; - AC; UNTIL: 1999	6 DPK 1825
				ALT	MTR-CODE: B5244S; + AC; FROM: 2000	6 DPK 1853
				ALT	MTR-CODE: B5244S; + AC; UNTIL: 1999	6 DPK 1841
				ALT	MTR-CODE: B5254FS; + AC	6 PK 1748
				ALT	MTR-CODE: B5254FS; + AUTO-TM; - AC	6 PK 1250
				ALT	MTR-CODE: B5254FS; + MAN-TM; - AC	6 PK 1270
				CAM	FROM MTR-NO: 1266128	ZRK 1187
				CAM	UNTIL MTR-NO: 1266127	ZRK 1191
				CAM	FROM MTR-NO: 1266128	KT 1317
				CAM	UNTIL MTR-NO: 1266127	KT 1118



VOLVO

V70 I (P80_)

2.4						
2435 ccm	125 kW	B 5244 S;B 5254 S	01.97 - 05.00	CAM W-P; CAM	FROM MTR-NO: 1266128 UNTIL MTR-NO: 1266127	KT 1317 W1 KT 1520 W1

2.4 Turbo

2435 ccm	142 kW	B 5244 T;B 5254 T	01.97 - 03.00	ALT	- AC; FROM: 1999; UNTIL: 2000	6 DPK 1825
				ALT	- AC; FROM: 2000	6 DPK 1841
				ALT	+ AC; FROM: 1999; UNTIL: 2000	6 DPK 1841
				ALT	+ AC; FROM: 2000	6 DPK 1853
				ALT	+ AC; UNTIL: 1998	6 PK 1748
				ALT	+ AUTO-TM; - AC; UNTIL: 1998	6 PK 1250
				ALT	+ MAN-TM; - AC; UNTIL: 1998	6 PK 1270
				CAM	FROM MTR-NO: 1266128	ZRK 1187
				CAM	UNTIL MTR-NO: 1266127	ZRK 1191
				CAM	FROM MTR-NO: 1266128	KT 1317
				CAM	UNTIL MTR-NO: 1266127	KT 1118
				CAM	FROM MTR-NO: 1266128	KT 1317 W1
				W-P; CAM	UNTIL MTR-NO: 1266127	KT 1520 W1

2.5 Turbo AWD

2435 ccm	142 kW	B 5244 T;B 5254 T	01.97 - 05.00	ALT	- AC; FROM: 1999; UNTIL: 2000	6 DPK 1825
				ALT	- AC; FROM: 2000	6 DPK 1841
				ALT	+ AC; FROM: 1999; UNTIL: 2000	6 DPK 1841
				ALT	+ AC; FROM: 2000	6 DPK 1853
				ALT	+ AC; UNTIL: 1998	6 PK 1748
				ALT	+ AUTO-TM; - AC; UNTIL: 1998	6 PK 1250
				ALT	+ MAN-TM; - AC; UNTIL: 1998	6 PK 1270
				CAM	FROM MTR-NO: 1266128	ZRK 1187
				CAM	UNTIL MTR-NO: 1266127	ZRK 1191
				CAM	FROM MTR-NO: 1266128	KT 1317
				CAM	UNTIL MTR-NO: 1266127	KT 1118
				CAM	FROM MTR-NO: 1266128	KT 1317 W1
				W-P; CAM	UNTIL MTR-NO: 1266127	KT 1520 W1

2.5 TDi AWD

2460 ccm	103 kW	D 5252 T	11.96 - 02.00	ALT	- AC; FROM: 2000	6 PK 1555
				ALT	- AC; UNTIL: 1999	6 PK 1432
				ALT	+ AC; FROM: 2000	6 PK 1795
				ALT	+ AC; UNTIL: 1999	6 PK 1685
				CAM		ZRK 1301
				INJ-P		ZRK 1238
				CAM		KT 1218
				CAM		KT 1302
				CAM; INJ-P		KT 1515

2.5 AWD

2435 ccm	195 kW		03.99 - 03.00	ALT	- AC; FROM: 2000	6 DPK 1841
				ALT	- AC; UNTIL: 1999	6 DPK 1825
				ALT	+ AC; FROM: 2000	6 DPK 1853
				ALT	+ AC; UNTIL: 1999	6 DPK 1841
				CAM		ZRK 1187
				CAM		KT 1317
				CAM		KT 1317 W1

2.5 TDI

2461 ccm	103 kW	D 5252 T	01.97 - 05.00	ALT	- AC; FROM: 2000	6 PK 1555
				ALT	- AC; UNTIL: 1999	6 PK 1432
				ALT	+ AC; FROM: 2000	6 PK 1795
				ALT	+ AC; UNTIL: 1999	6 PK 1685
				CAM		ZRK 1301
				INJ-P		ZRK 1238
				CAM		KT 1218
				CAM		KT 1302
				CAM; INJ-P		KT 1515
				W-P; CAM		KT 1218 W2

V70 II (P80_)

2.0 T						
1984 ccm	132 kW	B 5204 T5	07.01 - 08.07	ALT		6 DPK 1841
				CAM		ZRK 1187
				CAM	FROM MTR-NO: 3188689	KT 1497
				CAM	UNTIL MTR-NO: 3188688	KT 1317
				CAM	UNTIL MTR-NO: 3188688	KT 1317 W1



VOLVO

V70 II (P80_)

2.0 T

1984 ccm	132 kW	B 5204 T5	07.01 - 08.07	W-P; CAM	FROM MTR-NO: 3188689	KT 1497 W1
----------	--------	-----------	---------------	----------	----------------------	------------

2.3 T5

2319 ccm	184 kW	B 5234 T3;B 5234 T4	03.00 - 08.07	ALT		6 DPK 1841
				CAM	FROM MTR-NO: 1266128	ZRK 1187
				CAM	UNTIL MTR-NO: 1266127	ZRK 1191
				CAM	FROM MTR-NO: 1266128	KT 1317
				CAM	FROM MTR-NO: 3188689	KT 1497
				CAM	UNTIL MTR-NO: 1266127	KT 1118
				CAM	FROM MTR-NO: 1266128	KT 1317 W1
				W-P; CAM	FROM MTR-NO: 3188689	KT 1497 W1

2.3

2319 ccm	195 kW	B 5234 T7	10.00 - 09.04	ALT		6 DPK 1841
----------	--------	-----------	---------------	-----	--	------------

2.4 T5

2401 ccm	191 kW	B 5244 T5	04.04 - 08.07	ALT	FROM: 02.06	6 DPK 1841
				CAM		ZRK 1187
				CAM	FROM MTR-NO: 3188689	KT 1497
				CAM	UNTIL MTR-NO: 3188688	KT 1317 W1
				W-P; CAM	FROM MTR-NO: 3188689	KT 1497 W1

2.4

2435 ccm	103 kW	B 5244 S2	03.00 - 08.07	ALT	FROM: 03.01; - AC; FROM: 200103	6 DPK 1841
				ALT	FROM: 03.01; - AC; UNTIL: 1999	6 DPK 1825
				ALT	FROM: 03.01; + AC; FROM: 200103	6 DPK 1853
				ALT	FROM: 03.01; + AC; UNTIL: 1999	6 DPK 1841
				CAM		ZRK 1187
				CAM	MTR-CODE: B5244S; FROM MTR-NO: 3188689	KT 1497
				CAM	UNTIL MTR-NO: 3188688	KT 1317
				CAM	UNTIL MTR-NO: 3188688; MTR-CODE: B5244S	KT 1317 W1
				W-P; CAM	FROM MTR-NO: 3188689	KT 1497 W1

2.4 Bifuel

2435 ccm	103 kW	B 5244 SG	09.01 - 08.07	ALT		6 DPK 1841
				CAM		ZRK 1187
				CAM	FROM MTR-NO: 3188689	KT 1497
				CAM	UNTIL MTR-NO: 3188688	KT 1317
				CAM	UNTIL MTR-NO: 3188688	KT 1317 W1
				W-P; CAM	FROM MTR-NO: 3188689	KT 1497 W1

2.4

2435 ccm	125 kW	B 5244 S	03.00 - 08.07	ALT	FROM: 03.01; UNTIL: 07.07	6 DPK 1841
				CAM		ZRK 1187
				CAM	FROM MTR-NO: 3188689	KT 1497
				CAM	UNTIL MTR-NO: 3188688	KT 1317
				CAM	UNTIL MTR-NO: 3188688	KT 1317 W1
				W-P; CAM	FROM MTR-NO: 3188689	KT 1497 W1

2.4 T

2435 ccm	147 kW	B 5244 T3	03.00 - 08.07	ALT		6 DPK 1841
				CAM	FROM MTR-NO: 3188689	KT 1497
				CAM	UNTIL MTR-NO: 3188688	KT 1317 W1
				W-P; CAM	FROM MTR-NO: 3188689	KT 1497 W1

2.4 T AWD

2435 ccm	147 kW	B 5244 T3	09.01 - 08.07	ALT		6 DPK 1841
				CAM	FROM MTR-NO: 3188689	KT 1497
				CAM	UNTIL MTR-NO: 3188688	KT 1317 W1
				W-P; CAM	FROM MTR-NO: 3188689	KT 1497 W1

2.5 T

2521 ccm	154 kW	B 5254 T2	04.04 - 08.07	ALT		6 DPK 1841
				CAM	FROM MTR-NO: 3188689	KT 1497
				CAM	UNTIL MTR-NO: 3188688	KT 1317 W1
				W-P; CAM	FROM MTR-NO: 3188689	KT 1497 W1

2.5 T AWD

2521 ccm	154 kW	B 5254 T2	09.02 - 08.07	ALT		6 DPK 1841
				CAM		ZRK 1187
				CAM	FROM MTR-NO: 3188689	KT 1497
				CAM	UNTIL MTR-NO: 3188688	KT 1317
				CAM	UNTIL MTR-NO: 3188688	KT 1317 W1
				W-P; CAM	FROM MTR-NO: 3188689	KT 1497 W1



VOLVO

V70 II (P80_)

R 2,5 T AWD

2521 ccm	221 kW	B 5254 T4	03.03 - 08.07	ALT		6 DPK 1825
				CAM		ZRK 1187
				CAM	FROM MTR-NO: 3188689	KT 1497
				CAM	UNTIL MTR-NO: 3188688	KT 1317
				CAM	UNTIL MTR-NO: 3188688	KT 1317 W1
				W-P; CAM	FROM MTR-NO: 3188689	KT 1497 W1

2.4 D

2400 ccm	93 kW	D 5244 T7	05.05 - 08.07	ALT	FROM CHA-NO.: 582964; MTR-CODE: D5244T6	6 DPK 1825
				ALT	FROM CHA-NO.: 582964; MTR-CODE: D5244T7	6 DPK 1825
				ALT	UNTIL CHA-NO.: 582963; MTR-CODE: D5244T6	6 DPK 1841
				ALT	UNTIL CHA-NO.: 582963; MTR-CODE: D5244T7	6 DPK 1841
				CAM		ZRK 1702
				CAM		KT 1474
				CAM		KT 1474 W1

2.4 D

2401 ccm	96 kW	D 5244 T2	12.01 - 08.07	ALT	FROM CHA-NO.: 582964	6 DPK 1825
				ALT	UNTIL CHA-NO.: 582963	6 DPK 1841
				CAM		ZRK 1702
				CAM		KT 1474
				CAM		KT 1474 W1

2.4 D5

2401 ccm	120 kW	D 5244 T;D 5244 T5	08.01 - 08.07	ALT	FROM CHA-NO.: 582964	6 DPK 1825
				ALT	UNTIL CHA-NO.: 582963	6 DPK 1841
				CAM		KT 1474
				CAM		KT 1474 W1

2.4 D5 AWD

2401 ccm	120 kW	D 5244 T2;D 5244 T5	03.03 - 08.07	ALT	FROM CHA-NO.: 582964	6 DPK 1825
				ALT	UNTIL CHA-NO.: 582963	6 DPK 1841
				CAM		ZRK 1702
				CAM		KT 1474
				CAM		KT 1474 W1

2.4 D5

2401 ccm	136 kW	D 5244 T4	12.05 - 08.07	ALT	FROM CHA-NO.: 582964	6 DPK 1825
				ALT	UNTIL CHA-NO.: 582963	6 DPK 1841
				CAM		ZRK 1702
				CAM		KT 1474
				CAM		KT 1474 W1

2.4 D5 AWD

2401 ccm	136 kW	D 5244 T4	12.05 - 08.07	ALT	FROM CHA-NO.: 582964	6 DPK 1825
				ALT	UNTIL CHA-NO.: 582963	6 DPK 1841
				CAM		ZRK 1702
				CAM		KT 1474
				CAM		KT 1474 W1

2.5 TDI

2461 ccm	103 kW	D 5252 T	03.00 - 08.07	ALT	- AC	6 PK 1555
				ALT	+ AC	6 PK 1795
				CAM		ZRK 1301
				INJ-P		ZRK 1238
				CAM		KT 1218
				CAM		KT 1302
				CAM; INJ-P		KT 1515
				W-P; CAM		KT 1218 W2

V70 III

2.0

1999 ccm	107 kW	B 4204 S3	10.07 -	ALT	FROM: 02.08; MTR-CODE: B4204S3	6 PK 2215
				ALT	MTR-CODE: B4204S4	6 PK 2215

2.0 FlexiFuel

1999 ccm	107 kW	B 4204 S4	01.08 -	ALT		6 PK 2215
----------	--------	-----------	---------	-----	--	-----------

2.5 T

2521 ccm	147 kW	B 5254 T6	08.07 -	CAM		ZRK 1187
				CAM	MTR-CODE: B5254T6	KT 1496
				W-P; CAM		KT 1496 W1

2.5 T

2521 ccm	170 kW	B 5254 T10	01.10 -	W-P; CAM		KT 1496 W1
----------	--------	------------	---------	----------	--	------------



VOLVO

V70 III

2.5 T FlexiFuel

2521 ccm	147 kW	B 5254 T8	05.08 -	CAM CAM W-P; CAM		ZRK 1187 KT 1496 KT 1496 W1
----------	--------	-----------	---------	------------------------	--	-----------------------------------

2.5 T FlexiFuel

2521 ccm	170 kW	B 5254 T11	10.09 -	W-P; CAM		KT 1496 W1
----------	--------	------------	---------	----------	--	------------

3.2

3192 ccm	175 kW	B 6324 S	08.07 -	AC-C		6 PK 1205
----------	--------	----------	---------	------	--	-----------

3.2 AWD

3192 ccm	175 kW	B 6324 S	08.07 -	AC-C		6 PK 1205
----------	--------	----------	---------	------	--	-----------

T6 AWD

2953 ccm	210 kW	B 6304 T2	08.07 -	AC-C		6 PK 1205
----------	--------	-----------	---------	------	--	-----------

1.6 D

1560 ccm	80 kW	D 4164 T	01.10 -	ALT ALT W-P; CAM	- AC + AC	6 PK 800 6 PK 975 KT 1390 W1
----------	-------	----------	---------	------------------------	--------------	------------------------------------

2.0 D

1997 ccm	100 kW	D 4204 T	10.07 -	ALT CAM CAM W-P; CAM	FROM: 02.08	6 PK 1840 ZRK 1452 KT 1428 KT 1428 W1
----------	--------	----------	---------	-------------------------------	-------------	--

D3

1984 ccm	120 kW	D 5204 T2;D 5204 T3	03.10 -	ALT CAM		5 PK 1125 ZRK 1702
----------	--------	---------------------	---------	------------	--	-----------------------

2.4 D

2400 ccm	120 kW	D 5244 T5	08.07 -	ALT CAM CAM CAM		5 PK 1125 ZRK 1702 KT 1474 KT 1474 W1
----------	--------	-----------	---------	--------------------------	--	--

2.4 D

2400 ccm	129 kW	D 5244 T14	10.09 -	ALT		5 PK 1125
----------	--------	------------	---------	-----	--	-----------

D5

2400 ccm	136 kW	D 5244 T4	08.07 -	ALT CAM CAM CAM		5 PK 1125 ZRK 1702 KT 1474 KT 1474 W1
----------	--------	-----------	---------	--------------------------	--	--

D5 AWD

2400 ccm	136 kW	D 5244 T4	10.07 -	ALT CAM CAM CAM		5 PK 1125 ZRK 1702 KT 1474 KT 1474 W1
----------	--------	-----------	---------	--------------------------	--	--

D5

2400 ccm	151 kW	D 5244 T10	12.09 -	ALT		5 PK 1125
----------	--------	------------	---------	-----	--	-----------

D5 AWD

2400 ccm	151 kW	D 5244 T10	12.09 -	ALT		5 PK 1125
----------	--------	------------	---------	-----	--	-----------

D5

2400 ccm	158 kW	D 5244 T11;D 5244 T15	06.11 -	CAM		KT 1474 W1
----------	--------	-----------------------	---------	-----	--	------------

D5 AWD

2400 ccm	158 kW	D 5244 T11;D 5244 T15	06.11 -	CAM		KT 1474 W1
----------	--------	-----------------------	---------	-----	--	------------

XC70 CROSS COUNTRY

2.4 T XC AWD

2435 ccm	142 kW	B 5254 T	11.97 - 09.02	CAM W-P; CAM	FROM MTR-NO: 3192746 FROM MTR-NO: 3188689	KT 1497 KT 1497 W1
----------	--------	----------	---------------	-----------------	--	-----------------------

2.4 T XC AWD

2435 ccm	147 kW	B 5244 T3	03.00 - 09.02	ALT ALT CAM CAM W-P; CAM	FROM: 10.00; - AC FROM: 10.00; + AC FROM MTR-NO: 3188689	6 DPK 1841 6 DPK 1853 ZRK 1187 KT 1317 KT 1317 W1 KT 1497 W1
----------	--------	-----------	---------------	--------------------------------------	--	---

2.5 T XC AWD

2521 ccm	154 kW	B 5254 T2	09.02 - 08.07	ALT CAM CAM CAM	MTR-CODE: B5244SG FROM MTR-NO: 3188689 UNTIL MTR-NO: 3188688; MTR-CODE: B5244SG	6 DPK 1841 ZRK 1187 KT 1497 KT 1317
----------	--------	-----------	---------------	--------------------------	---	--



VOLVO

XC70 CROSS COUNTRY

2.5 T XC AWD

2521 ccm	154 kW	B 5254 T2	09.02 - 08.07	CAM W-P; CAM	UNTIL MTR-NO.: 3188688 FROM MTR-NO.: 3188689	KT 1317 W1 KT 1497 W1
----------	--------	-----------	---------------	-----------------	---	--------------------------

2.4 D5 XC AWD

2401 ccm	120 kW	D 5244 T	09.02 - 08.07	ALT ALT CAM CAM CAM	FROM CHA-NO.: 234794 UNTIL CHA-NO.: 234793 UNTIL: 08.05 UNTIL: 08.05	6 DPK 1825 6 DPK 1841 ZRK 1702 KT 1474 KT 1474 W1
----------	--------	----------	---------------	---------------------------------	---	---

2.4 D5 AWD

2401 ccm	136 kW	D 5244 T4	12.05 - 08.07	ALT ALT ALT ALT CAM CAM CAM	FROM CHA-NO.: 234794 UNTIL CHA-NO.: 234793	6 DPK 1825 6 DPK 1841 6 DPK 1825 6 DPK 1841 ZRK 1702 KT 1474 KT 1474 W1
----------	--------	-----------	---------------	---	---	---

XC70 II

T6 AWD

2953 ccm	210 kW	B 6304 T2	01.08 -	AC-C		6 PK 1205
----------	--------	-----------	---------	------	--	-----------

3.2 AWD

3192 ccm	175 kW	B 6324 S	08.07 -	AC-C		6 PK 1205
----------	--------	----------	---------	------	--	-----------

2.4 D AWD

2400 ccm	120 kW	D 5244 T16;D 5244 T5	08.07 -	ALT CAM CAM CAM		5 PK 1125 ZRK 1702 KT 1474 KT 1474 W1
----------	--------	----------------------	---------	--------------------------	--	--

D5 AWD

2400 ccm	136 kW	D 5244 T4	08.07 -	ALT CAM CAM CAM		5 PK 1125 ZRK 1702 KT 1474 KT 1474 W1
----------	--------	-----------	---------	--------------------------	--	--

D5 AWD

2400 ccm	151 kW	D 5244 T10	12.09 -	ALT		5 PK 1125
----------	--------	------------	---------	-----	--	-----------

D5 AWD

2400 ccm	158 kW	D 5244 T11;D 5244 T15	06.11 -	CAM		KT 1474 W1
----------	--------	-----------------------	---------	-----	--	------------

S80 I (TS, XY)

2.0

1984 ccm	120 kW	B 5204 T4	06.98 - 07.06	ALT ALT CAM CAM CAM CAM W-P; CAM	FROM: 11.98; FROM CHA-NO.: 44277 FROM: 11.98; UNTIL CHA-NO.: 44276 FROM MTR-NO.: 3188689 UNTIL MTR-NO.: 3188688 UNTIL MTR-NO.: 3188688 FROM MTR-NO.: 3188689	6 DPK 1841 6 DPK 1825 ZRK 1187 KT 1497 KT 1317 KT 1317 W1 KT 1497 W1
----------	--------	-----------	---------------	--	---	--

2.0 T

1984 ccm	132 kW	B 5204 T5	12.99 - 07.06	ALT ALT CAM CAM CAM CAM W-P; CAM	FROM CHA-NO.: 44277 UNTIL CHA-NO.: 44276 UNTIL MTR-NO.: 3188688 UNTIL PROD.-NO.: 3188689 UNTIL MTR-NO.: 3188688 FROM MTR-NO.: 3188689	6 DPK 1841 6 DPK 1825 ZRK 1187 KT 1317 KT 1497 KT 1317 W1 KT 1497 W1
----------	--------	-----------	---------------	--	--	--

2.0 T

1984 ccm	166 kW	B 5204 T3	06.98 - 07.06	ALT ALT CAM CAM CAM CAM W-P; CAM	FROM: 11.98; FROM CHA-NO.: 44277 FROM: 11.98; UNTIL CHA-NO.: 44276 FROM MTR-NO.: 3188689 UNTIL MTR-NO.: 3188688 UNTIL MTR-NO.: 3188688 FROM MTR-NO.: 3188689	6 DPK 1841 6 DPK 1825 ZRK 1187 KT 1497 KT 1317 KT 1317 W1 KT 1497 W1
----------	--------	-----------	---------------	--	---	--

2.4

2435 ccm	103 kW	B 5244 S2	01.99 - 07.06	ALT ALT CAM	FROM CHA-NO.: 44277 UNTIL CHA-NO.: 44276	6 DPK 1841 6 DPK 1825 ZRK 1187
----------	--------	-----------	---------------	-------------------	---	--------------------------------------



VOLVO

S80 I (TS, XY)

2.4

2435 ccm	103 kW	B 5244 S2	01.99 - 07.06	CAM	FROM MTR-NO: 3188689	KT 1497
				CAM	UNTIL MTR-NO: 3188688	KT 1317
				CAM	UNTIL MTR-NO: 3188688	KT 1317 W1
				W-P; CAM	FROM MTR-NO: 3188689	KT 1497 W1

2.4 Bifuel

2435 ccm	103 kW	B 5244 SG2	09.01 - 07.06	ALT	FROM CHA-NO.: 44277	6 DPK 1841
				ALT	UNTIL CHA-NO.: 44276	6 DPK 1825
				CAM		ZRK 1187
				CAM	FROM MTR-NO: 3188689	KT 1497
				CAM	UNTIL MTR-NO: 3188688	KT 1317
				CAM	UNTIL MTR-NO: 3188688	KT 1317 W1
				W-P; CAM	FROM MTR-NO: 3188689	KT 1497 W1

2.4

2435 ccm	125 kW	B 5244 S	01.99 - 07.06	ALT	FROM CHA-NO.: 44277	6 DPK 1841
				ALT	UNTIL CHA-NO.: 44276	6 DPK 1825
				CAM		ZRK 1187
				CAM	FROM MTR-NO: 3188689	KT 1497
				CAM	UNTIL MTR-NO: 3188688	KT 1317
				CAM	UNTIL MTR-NO: 3188688	KT 1317 W1
				W-P; CAM	FROM MTR-NO: 3188689	KT 1497 W1

2.4 T

2435 ccm	147 kW	B 5244 T3	06.00 - 07.06	ALT	FROM CHA-NO.: 44277	6 DPK 1841
				ALT	UNTIL CHA-NO.: 44276	6 DPK 1825
				CAM		ZRK 1187
				CAM	FROM MTR-NO: 3188689	KT 1497
				CAM	UNTIL MTR-NO: 3188688	KT 1317
				CAM	UNTIL MTR-NO: 3188688	KT 1317 W1
				W-P; CAM	FROM MTR-NO: 3188689	KT 1497 W1

2.4 T5 AWD

2435 ccm	147 kW	B 5244 T3	04.00 - 09.03	ALT	FROM CHA-NO.: 44277	6 DPK 1841
				ALT	UNTIL CHA-NO.: 44276	6 DPK 1825
				W-P; CAM	FROM MTR-NO: 3188689	KT 1497 W1

2.5 T

2521 ccm	154 kW	B 5254 T2	03.03 - 07.06	ALT	UNTIL CHA-NO.: 44276	6 DPK 1825
				CAM		ZRK 1187
				CAM	FROM MTR-NO: 3188689	KT 1497
				CAM	UNTIL MTR-NO: 3188688	KT 1317
				CAM	UNTIL MTR-NO: 3188688	KT 1317 W1
				W-P; CAM	FROM MTR-NO: 3188689	KT 1497 W1

2.5 T AWD

2521 ccm	154 kW	B 5254 T2	07.03 - 07.06	ALT	UNTIL CHA-NO.: 44276	6 DPK 1825
				CAM		ZRK 1187
				CAM	FROM MTR-NO: 3188689	KT 1497
				CAM	UNTIL MTR-NO: 3188688	KT 1317
				CAM	UNTIL MTR-NO: 3188688	KT 1317 W1
				W-P; CAM	FROM MTR-NO: 3188689	KT 1497 W1

2.8 T6

2783 ccm	200 kW	B 6284 T	05.98 - 07.06	ALT	FROM CHA-NO.: 44277	6 DPK 1841
				ALT	UNTIL CHA-NO.: 44276	6 DPK 1825
				CAM	FROM: 01.00	ZRK 1463
				CAM	UNTIL: 12.99	ZRK 1194

3.0

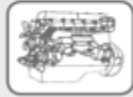
2922 ccm	144 kW	B 6294 S2	06.01 - 07.06	ALT	FROM: 10.01; FROM CHA-NO.: 44277	6 DPK 1841
				ALT	FROM: 10.01; UNTIL CHA-NO.: 44276	6 DPK 1825
				CAM		ZRK 1463

2.9

2922 ccm	147 kW	B 6294 S	03.99 - 07.06	ALT	FROM: 10.99; FROM CHA-NO.: 44277	6 DPK 1841
				ALT	FROM: 10.99; UNTIL CHA-NO.: 44276	6 DPK 1825
				CAM	FROM: 01.00	ZRK 1463
				CAM	UNTIL: 12.99	ZRK 1194

2.9

2922 ccm	150 kW	B 6304 S3	05.98 - 07.06	ALT	FROM CHA-NO.: 44277	6 DPK 1841
				ALT	UNTIL CHA-NO.: 44276	6 DPK 1825
				CAM	FROM: 01.00	ZRK 1463
				CAM	UNTIL: 12.99	ZRK 1194



VOLVO

S80 I (TS, XY)

3.0 T6

2922 ccm	200 kW	B 6294 T	06.01 - 07.06	ALT ALT CAM	FROM: 10.01; FROM CHA-NO.: 44277 FROM: 10.01; UNTIL CHA-NO.: 44276	6 DPK 1841 6 DPK 1825 ZRK 1463
----------	--------	----------	---------------	-------------------	---	--------------------------------------

2.4 D

2401 ccm	96 kW	D 5244 T2	10.01 - 07.06	ALT CAM CAM CAM		6 DPK 1825 ZRK 1702 KT 1474 KT 1474 W1
----------	-------	-----------	---------------	--------------------------	--	---

2.4 D5

2401 ccm	120 kW	D 5244 T	08.01 - 07.06	ALT CAM CAM CAM		6 DPK 1825 ZRK 1702 KT 1474 KT 1474 W1
----------	--------	----------	---------------	--------------------------	--	---

2.5 TDI

2461 ccm	103 kW	D 5252 T	01.99 - 07.06	ALT ALT ALT CAM INJ-P CAM CAM CAM; INJ-P W-P; CAM	- AC FROM CHA-NO.: 116810; + AC UNTIL CHA-NO.: 116809; + AC	6 PK 1432 6 PK 1795 6 PK 1685 ZRK 1301 ZRK 1238 KT 1218 KT 1302 KT 1515 KT 1218 W2
----------	--------	----------	---------------	---	---	--

S80 II (AS)

2.5 T

2521 ccm	147 kW	B 5254 T6	03.06 -	CAM CAM W-P; CAM	MTR-CODE: B5254T6	ZRK 1187 KT 1496 KT 1496 W1
----------	--------	-----------	---------	------------------------	-------------------	-----------------------------------

2.5 T AWD

2521 ccm	147 kW	B 5254 T6	10.06 -	CAM		ZRK 1187
----------	--------	-----------	---------	-----	--	----------

2.5 T FlexFuel

2521 ccm	147 kW	B 5254 T8	05.08 -	CAM CAM W-P; CAM		ZRK 1187 KT 1496 KT 1496 W1
----------	--------	-----------	---------	------------------------	--	-----------------------------------

2.5 T

2521 ccm	170 kW	B 5254 T10	01.10 -	W-P; CAM		KT 1496 W1
----------	--------	------------	---------	----------	--	------------

2.5 T FlexFuel

2521 ccm	170 kW	B 5254 T11	01.10 -	W-P; CAM		KT 1496 W1
----------	--------	------------	---------	----------	--	------------

T6 AWD

2953 ccm	210 kW	B 6304 T2	01.07 -	AC-C	FROM: 05.07	6 PK 1205
----------	--------	-----------	---------	------	-------------	-----------

3.2

3192 ccm	175 kW	B 6324 S	03.06 -	AC-C	FROM: 08.06	6 PK 1205
----------	--------	----------	---------	------	-------------	-----------

3.2 AWD

3192 ccm	175 kW	B 6324 S	01.07 -	AC-C		6 PK 1205
----------	--------	----------	---------	------	--	-----------

1.6 D DRIVE

1560 ccm	80 kW	D 4164 T	01.10 -	ALT ALT W-P; CAM	- AC + AC	6 PK 800 6 PK 975 KT 1390 W1
----------	-------	----------	---------	------------------------	--------------	------------------------------------

2.0 TDi

1997 ccm	100 kW	D 4204 T	02.08 -	ALT CAM CAM W-P; CAM		6 PK 1840 ZRK 1452 KT 1428 KT 1428 W1
----------	--------	----------	---------	-------------------------------	--	--

2.4 D

2400 ccm	120 kW	D 5244 T; D 5244 T5	03.06 -	ALT CAM CAM CAM	FROM: 08.06	5 PK 1125 ZRK 1702 KT 1474 KT 1474 W1
----------	--------	---------------------	---------	--------------------------	-------------	--

2.4 D

2400 ccm	129 kW	D 5244 T14	01.10 -	ALT		5 PK 1125
----------	--------	------------	---------	-----	--	-----------

D5

2400 ccm	136 kW	D 5244 T4	03.06 -	ALT CAM CAM	FROM: 08.06 FROM: 08.06	5 PK 1125 ZRK 1702 KT 1474
----------	--------	-----------	---------	-------------------	----------------------------	----------------------------------



VOLVO

S80 II (AS)

D5

2400 ccm	136 kW	D 5244 T4	03.06 -	CAM		KT 1474 W1
----------	--------	-----------	---------	-----	--	------------

D5 AWD

2400 ccm	136 kW	D 5244 T4	01.07 -	ALT		5 PK 1125
				CAM		ZRK 1702
				CAM		KT 1474

D5

2400 ccm	151 kW	D 5244 T10	01.10 -	ALT		5 PK 1125
----------	--------	------------	---------	-----	--	-----------

D5 AWD

2400 ccm	151 kW	D 5244 T10	01.10 -	ALT		5 PK 1125
----------	--------	------------	---------	-----	--	-----------

D5

2400 ccm	158 kW	D 5244 T11;D 5244 T15	06.11 -	CAM		KT 1474 W1
----------	--------	-----------------------	---------	-----	--	------------

D5 AWD

2400 ccm	158 kW	D 5244 T11;D 5244 T15	06.11 -	CAM		KT 1474 W1
----------	--------	-----------------------	---------	-----	--	------------

S90

2.5

2473 ccm	125 kW	B 6254 FS	11.96 - 10.98	ALT	+ AC; FROM: 1997	6 PK 1751
				ALT	+ AC; UNTIL: 1996	6 PK 1642
				ALT	+ AUTO-TM; - AC	6 PK 1250
				ALT	+ MAN-TM; - AC	6 PK 1270
				CAM		ZRK 1194
				CAM		KT 1300

2.9

2922 ccm	132 kW	B 6304 S2	01.97 - 05.98	ALT	+ AC; FROM: 1997	6 PK 1751
				ALT	+ AC; UNTIL: 1996	6 PK 1642
				ALT	+ AUTO-TM; - AC	6 PK 1250
				ALT	+ MAN-TM; - AC	6 PK 1270
				CAM		ZRK 1194
				CAM		KT 1300
				W-P; CAM		KT 1300 W1

2.5

2473 ccm	132 kW	B 6244 FS	11.96 - 10.97	ALT	+ AC; FROM: 1997	6 PK 1751
				ALT	+ AC; UNTIL: 1996	6 PK 1642
				ALT	+ AUTO-TM; - AC	6 PK 1250
				ALT	+ MAN-TM; - AC	6 PK 1270

2.9

2922 ccm	150 kW	B 6304 G	01.97 - 05.98	ALT	+ AC; FROM: 1997	6 PK 1751
				ALT	+ AC; UNTIL: 1996	6 PK 1642
				ALT	+ AUTO-TM; - AC	6 PK 1250
				ALT	+ MAN-TM; - AC	6 PK 1270
				CAM		ZRK 1194
				CAM		KT 1300
				W-P; CAM		KT 1300 W1

V90 Kombi

2.5

2473 ccm	125 kW	B 6254 FS	11.96 - 10.98	ALT	+ AC; FROM: 1997	6 PK 1751
				ALT	+ AC; UNTIL: 1996	6 PK 1642
				ALT	+ AUTO-TM; - AC	6 PK 1250
				ALT	+ MAN-TM; - AC	6 PK 1270
				CAM		ZRK 1194
				CAM		KT 1300

2.9

2922 ccm	132 kW	B 6304 S2	01.97 - 12.98	ALT	+ AC	6 PK 1751
				ALT	+ AUTO-TM; - AC	6 PK 1250
				ALT	+ MAN-TM; - AC	6 PK 1270
				CAM		ZRK 1194
				CAM		KT 1300
				W-P; CAM		KT 1300 W1

2.5

2473 ccm	132 kW	B 6244 FS	11.96 - 10.97	ALT	+ AC; FROM: 1997	6 PK 1751
				ALT	+ AC; UNTIL: 1996	6 PK 1642
				ALT	+ AUTO-TM; - AC	6 PK 1250
				ALT	+ MAN-TM; - AC	6 PK 1270

2.9

2922 ccm	150 kW	B 6304 G	01.97 - 12.98	ALT	+ AC; FROM: 1997	6 PK 1751
----------	--------	----------	---------------	-----	------------------	-----------



VOLVO

V90 Kombi

2.9							
2922 ccm	150 kW	B 6304 G	01.97 - 12.98	ALT	+ AC; UNTIL: 1996		6 PK 1642
				ALT	+ AUTO-TM; - AC		6 PK 1250
				ALT	+ MAN-TM; - AC		6 PK 1270
				CAM			ZRK 1194
				CAM			KT 1300
				W-P; CAM			KT 1300 W1

XC90

2.5 T							
2521 ccm	154 kW	B 5254 T2	10.02 -	ALT			6 DPK 1825
				CAM			ZRK 1187
				CAM	FROM MTR-NO: 3188689		KT 1497
				CAM	UNTIL MTR-NO: 3188688; MTR-CODE: B5244S		KT 1317
				CAM	UNTIL MTR-NO: 3188688		KT 1317 W1
				W-P; CAM	FROM MTR-NO: 3188689		KT 1497 W1

T6							
2922 ccm	200 kW	B 6294 T	10.02 -	ALT			6 DPK 1825
				CAM			ZRK 1463

V8							
4414 ccm	232 kW	B 8444 S	01.05 -	ALT			6 PK 2510

D5							
2400 ccm	120 kW	D 5244 T5	04.09 -	ALT			6 DPK 1825
				CAM			ZRK 1702
				CAM			KT 1474
				CAM			KT 1474 W1

D5							
2400 ccm	147 kW	D 5244 T18	01.11 -	CAM			KT 1474 W1

D5							
2401 ccm	120 kW	D 5244 T;D 5244 T5	10.02 -	ALT	FROM CHA-NO.: 288076		6 DPK 1825
				ALT	UNTIL CHA-NO.: 288075		6 DPK 1841
				CAM			ZRK 1702
				CAM			KT 1474
				CAM			KT 1474 W1

D5							
2401 ccm	136 kW	D 5244 T4	05.06 -	ALT	FROM CHA-NO.: 288076		6 DPK 1825
				ALT	UNTIL CHA-NO.: 288075		6 DPK 1841
				CAM			ZRK 1702
				CAM			KT 1474
				CAM			KT 1474 W1

3.2							
3192 ccm	175 kW	B 6324 S	05.06 -	AC-C			6 PK 1205

440 K (445)

1.6							
1596 ccm	61 kW	B 16 F	09.88 - 12.96	AC-C	FROM: 09.91; + PS		6 PK 1555
				ALT	FROM: 09.91; - AC; - PS		6 PK 845
				ALT	FROM: 09.91; + AC; - PS		6 PK 845
				ALT	FROM: 09.91; + PS; - AC		6 PK 1153
				ALT	FROM: 09.91; UNTIL CHA-NO.: 656031; + AC; + PS		3 PK 600
				CAM			ZRK 1276
				CAM			KT 1010

1.7							
1721 ccm	58 kW	B 18 KD	09.88 - 08.92	AC-C	FROM CHA-NO.: 60001; + PS		6 PK 1555
				AC-C	UNTIL CHA-NO.: 60000; + PS		6 PK 1550
				ALT	- AC; - PS		6 PK 845
				ALT	+ AC; - PS		6 PK 845
				ALT	+ PS; - AC		6 PK 1153
				ALT	UNTIL CHA-NO.: 656031; + AC; + PS		3 PK 600

1.7							
1721 ccm	60 kW	B 18 K;B 18 KP	09.88 - 08.89	AC-C	FROM CHA-NO.: 60001; + PS		6 PK 1555
				AC-C	UNTIL CHA-NO.: 60000; + PS		6 PK 1550
				ALT	- AC; - PS		6 PK 845
				ALT	+ AC; - PS		6 PK 845
				ALT	+ PS; - AC		6 PK 1153
				ALT	UNTIL CHA-NO.: 656031; + AC; + PS		3 PK 600



VOLVO

440 K (445)

1.7

1721 ccm	64 kW	B 18 KP	09.88 - 12.96	AC-C	FROM CHA-NO.: 60001; + PS	6 PK 1555
				AC-C	UNTIL CHA-NO.: 60000; + PS	6 PK 1550
				ALT	- AC; - PS	6 PK 845
				ALT	+ AC; - PS	6 PK 845
				ALT	+ PS; - AC	6 PK 1153
				ALT	UNTIL CHA-NO.: 656031; + AC; + PS	3 PK 600
				CAM		ZRK 1276
				CAM		KT 1010

1.7

1721 ccm	70 kW	B 18 F	08.88 - 07.89	AC-C	FROM CHA-NO.: 60001; + PS	6 PK 1555
				AC-C	UNTIL CHA-NO.: 60000; + PS	6 PK 1550
				ALT	- AC; - PS	6 PK 845
				ALT	+ AC; - PS	6 PK 845
				ALT	+ PS; - AC	6 PK 1153
				ALT	UNTIL CHA-NO.: 656031; + AC; + PS	3 PK 600
				CAM		ZRK 1276
				CAM	FROM MTR-NO: 01726	KT 1010
				CAM	UNTIL MTR-NO: 01725	KT 1043

1.7

1721 ccm	75 kW	B 18 FP	08.89 - 12.96	AC-C	FROM CHA-NO.: 60001; + PS	6 PK 1555
				AC-C	UNTIL CHA-NO.: 60000; + PS	6 PK 1550
				ALT	- AC; - PS	6 PK 845
				ALT	+ AC; - PS	6 PK 845
				ALT	+ PS; - AC	6 PK 1153
				ALT	UNTIL CHA-NO.: 656031; + AC; + PS	3 PK 600
				CAM		ZRK 1276
				CAM		KT 1010

1.7

1721 ccm	78 kW	B 18 EP	09.88 - 12.96	AC-C	FROM CHA-NO.: 60001; + PS	6 PK 1555
				AC-C	UNTIL CHA-NO.: 60000; + PS	6 PK 1550
				ALT	- AC; - PS	6 PK 845
				ALT	+ AC; - PS	6 PK 845
				ALT	+ PS; - AC	6 PK 1153
				ALT	UNTIL CHA-NO.: 656031; + AC; + PS	3 PK 600
				CAM		ZRK 1276
				CAM		KT 1010

1.7 Turbo

1721 ccm	88 kW	B 18 FT	08.88 - 07.96	AC-C	FROM CHA-NO.: 60001; + PS	6 PK 1555
				AC-C	UNTIL CHA-NO.: 60000; + PS	6 PK 1550
				ALT	- AC; - PS	6 PK 845
				ALT	+ AC; - PS	6 PK 845
				ALT	+ PS; - AC	6 PK 1153
				ALT	UNTIL CHA-NO.: 656031; + AC; + PS	3 PK 600
				CAM		ZRK 1276
				CAM		KT 1010

1.7 Turbo

1721 ccm	90 kW	B 18 FT	01.91 - 12.96	AC-C	FROM CHA-NO.: 60001; + PS	6 PK 1555
				AC-C	UNTIL CHA-NO.: 60000; + PS	6 PK 1550
				ALT	- AC; - PS	6 PK 845
				ALT	+ AC; - PS	6 PK 845
				ALT	+ PS; - AC	6 PK 1153
				ALT	UNTIL CHA-NO.: 656031; + AC; + PS	3 PK 600
				CAM		ZRK 1276
				CAM		KT 1010

1.8

1794 ccm	66 kW	B 18 U	09.95 - 12.96	AC-C	FROM CHA-NO.: 60001; + PS	6 PK 1555
				AC-C	UNTIL CHA-NO.: 60000; + PS	6 PK 1550
				ALT	- AC; - PS	6 PK 845
				ALT	+ AC; - PS	6 PK 845
				ALT	+ PS; - AC	6 PK 1153
				ALT	UNTIL CHA-NO.: 656031; + AC; + PS	3 PK 600
				OIL-P; CAM		ZRK 1276
				OIL-P; CAM		KT 1010

1.8

1794 ccm	66 kW	B 18 U	08.91 - 07.96	AC-C	FROM CHA-NO.: 60001; + PS	6 PK 1555
				AC-C	UNTIL CHA-NO.: 60000; + PS	6 PK 1550



VOLVO

440 K (445)

1.8						
1794 ccm	66 kW	B 18 U	08.91 - 07.96	ALT	- AC; - PS	6 PK 845
				ALT	+ AC; - PS	6 PK 845
				ALT	+ PS; - AC	6 PK 1153
				ALT	UNTIL CHA-NO.: 656031; + AC; + PS	3 PK 600
				OIL-P; CAM		ZRK 1276
				OIL-P; CAM		KT 1010

2.0						
1998 ccm	80 kW	B 20 F	08.93 - 07.96	AC-C	+ PS	6 PK 1555
				ALT	- AC; - PS	6 PK 845
				ALT	+ AC; - PS	6 PK 845
				ALT	+ AC; + PS	3 PK 600
				ALT	+ PS; - AC	6 PK 1153
				CAM		ZRK 1135
				CAM		KT 1117

2.0						
1998 ccm	81 kW	B 20 F	08.92 - 07.95	AC-C	+ PS	6 PK 1555
				ALT	- AC; - PS	6 PK 845
				ALT	+ AC; - PS	6 PK 845
				ALT	+ AC; + PS	3 PK 600
				ALT	+ PS; - AC	6 PK 1153
				CAM		ZRK 1135
				CAM		KT 1117

1.9 Turbo-Diesel						
1870 ccm	66 kW	D 19 T	07.94 - 12.96	ALT	- AC	6 PK 1153
				ALT	+ AC	6 PK 1175
				CAM		ZRK 1147
				CAM		KT 1048

460 L (464)

1.6						
1596 ccm	61 kW	B 16 F	07.92 - 07.96	AC-C	FROM: 09.93; + PS	6 PK 1555
				ALT	FROM: 09.93; - AC; - PS	6 PK 845
				ALT	FROM: 09.93; + PS; - AC	6 PK 1153
				ALT	FROM: 09.93; UNTIL CHA-NO.: 656031; + AC; + PS	3 PK 600
				CAM		ZRK 1276
				CAM		KT 1010

1.7						
1721 ccm	58 kW	B 18 KD	09.89 - 08.91	AC-C	FROM CHA-NO.: 60001; + PS	6 PK 1555
				AC-C	UNTIL CHA-NO.: 60000; + PS	6 PK 1550
				ALT	- AC; - PS	6 PK 845
				ALT	+ AC; - PS	6 PK 845
				ALT	+ PS; - AC	6 PK 1153
				ALT	UNTIL CHA-NO.: 656031; + AC; + PS	3 PK 600

1.7						
1721 ccm	64 kW	B 18 KP	09.88 - 07.96	AC-C	FROM: 09.89; FROM CHA-NO.: 60001; + PS	6 PK 1555
				AC-C	FROM: 09.89; UNTIL CHA-NO.: 60000; + PS	6 PK 1550
				ALT	FROM: 09.89; - AC; - PS	6 PK 845
				ALT	FROM: 09.89; + AC; - PS	6 PK 845
				ALT	FROM: 09.89; + PS; - AC	6 PK 1153
				ALT	FROM: 09.89; UNTIL CHA-NO.: 656031; + AC; + PS	3 PK 600
				CAM		ZRK 1276
				CAM		KT 1010

1.7						
1721 ccm	66 kW	B 18 KP	09.90 - 07.96	AC-C	FROM CHA-NO.: 60001; + PS	6 PK 1555
				AC-C	UNTIL CHA-NO.: 60000; + PS	6 PK 1550
				ALT	- AC; - PS	6 PK 845
				ALT	+ AC; - PS	6 PK 845
				ALT	+ PS; - AC	6 PK 1153
				ALT	UNTIL CHA-NO.: 656031; + AC; + PS	3 PK 600
				CAM		ZRK 1276

1.7						
1721 ccm	75 kW	B 18 EP	08.89 - 07.92	AC-C	FROM CHA-NO.: 60001; + PS	6 PK 1555
				AC-C	UNTIL CHA-NO.: 60000; + PS	6 PK 1550
				ALT	- AC; - PS	6 PK 845
				ALT	+ AC; - PS	6 PK 845
				ALT	+ PS; - AC	6 PK 1153



VOLVO

460 L (464)

1.7

1721 ccm	75 kW	B 18 EP	08.89 - 07.92	ALT CAM CAM	UNTIL CHA-NO.: 656031; + AC; + PS	3 PK 600 ZRK 1276 KT 1010
----------	-------	---------	---------------	-------------------	-----------------------------------	---------------------------------

1.7

1721 ccm	80 kW	B 18 E	08.89 - 07.92	AC-C AC-C ALT ALT ALT ALT	FROM CHA-NO.: 60001; + PS UNTIL CHA-NO.: 60000; + PS - AC; - PS + AC; - PS + PS; - AC UNTIL CHA-NO.: 656031; + AC; + PS	6 PK 1555 6 PK 1550 6 PK 845 6 PK 845 6 PK 1153 3 PK 600
----------	-------	--------	---------------	--	--	---

1.7 Turbo

1721 ccm	88 kW	B 18 FT	08.89 - 07.96	AC-C AC-C ALT ALT ALT ALT CAM CAM	FROM CHA-NO.: 60001; + PS UNTIL CHA-NO.: 60000; + PS - AC; - PS + AC; - PS + PS; - AC UNTIL CHA-NO.: 656031; + AC; + PS	6 PK 1555 6 PK 1550 6 PK 845 6 PK 845 6 PK 1153 3 PK 600 ZRK 1276 KT 1010
----------	-------	---------	---------------	--	--	--

1.7 Turbo

1721 ccm	90 kW	B 18 FT	01.91 - 07.96	AC-C AC-C ALT ALT ALT ALT CAM CAM	FROM CHA-NO.: 60001; + PS UNTIL CHA-NO.: 60000; + PS - AC; - PS + AC; - PS + PS; - AC UNTIL CHA-NO.: 656031; + AC; + PS	6 PK 1555 6 PK 1550 6 PK 845 6 PK 845 6 PK 1153 3 PK 600 ZRK 1276 KT 1010
----------	-------	---------	---------------	--	--	--

1.8

1794 ccm	66 kW	B 18 U	08.91 - 07.96	AC-C AC-C ALT ALT ALT ALT OIL-P; CAM OIL-P; CAM	FROM CHA-NO.: 60001; + PS UNTIL CHA-NO.: 60000; + PS - AC; - PS + AC; - PS + PS; - AC UNTIL CHA-NO.: 656031; + AC; + PS	6 PK 1555 6 PK 1550 6 PK 845 6 PK 845 6 PK 1153 3 PK 600 ZRK 1276 KT 1010
----------	-------	--------	---------------	--	--	--

2.0

1998 ccm	80 kW	B 20 F	08.93 - 07.96	AC-C ALT ALT ALT ALT CAM CAM	+ PS - AC; - PS + AC; - PS + AC; + PS + PS; - AC	6 PK 1555 6 PK 845 6 PK 845 3 PK 600 6 PK 1153 ZRK 1135 KT 1117
----------	-------	--------	---------------	--	--	---

2.0

1998 ccm	81 kW	B 20 F	08.92 - 07.95	AC-C ALT ALT ALT ALT CAM CAM	+ PS - AC; - PS + AC; - PS + AC; + PS + PS; - AC	6 PK 1555 6 PK 845 6 PK 845 3 PK 600 6 PK 1153 ZRK 1135 KT 1117
----------	-------	--------	---------------	--	--	---

1.9 Turbo-Diesel

1870 ccm	66 kW	D 19 T	07.94 - 07.96	ALT ALT CAM CAM	- AC + AC	6 PK 1153 6 PK 1175 ZRK 1147 KT 1048
----------	-------	--------	---------------	--------------------------	--------------	---

480 E

1.7

1721 ccm	70 kW	B 18 F	08.87 - 07.89	AC-C AC-C ALT ALT ALT	FROM CHA-NO.: 60001; + PS UNTIL CHA-NO.: 60000; + PS - AC; - PS + AC; + PS + PS; - AC	6 PK 1555 6 PK 1550 6 PK 845 3 PK 600 6 PK 1153
----------	-------	--------	---------------	-----------------------------------	---	---



VOLVO

480 E

1.7						
1721 ccm	70 kW	B 18 F	08.87 - 07.89	CAM	FROM MTR-NO: B18E16530;B18F1726;B18FT1456-95	ZRK 1276
				CAM	UNTIL MTR-NO: B18E16529;B18F1725;B18FT1455	ZRK 1133
				CAM	FROM MTR-NO: 01726	KT 1010
				CAM	UNTIL MTR-NO: 01725	KT 1043
1.7						
1721 ccm	75 kW	B 18 EP	08.89 - 07.96	AC-C	FROM CHA-NO.: 60001; + PS	6 PK 1555
				AC-C	UNTIL CHA-NO.: 60000; + PS	6 PK 1550
				ALT	- AC; - PS	6 PK 845
				ALT	+ AC; + PS	3 PK 600
				ALT	+ PS; - AC	6 PK 1153
				CAM	FROM MTR-NO: B18E16530;B18F1726;B18FT1456-95	ZRK 1276
				CAM	UNTIL MTR-NO: B18E16529;B18F1725;B18FT1455	ZRK 1133
				CAM		KT 1010
1.7						
1721 ccm	78 kW	B 18 E	04.86 - 07.89	AC-C	FROM: 08.87; + PS	6 PK 1555
				ALT	FROM: 08.87; - AC; - PS	6 PK 845
				ALT	FROM: 08.87; + AC; + PS	3 PK 600
				ALT	FROM: 08.87; + PS; - AC	6 PK 1153
				CAM	FROM MTR-NO: B18E16530;B18F1726;B18FT1456-95	ZRK 1276
				CAM	UNTIL MTR-NO: B18E16529;B18F1725;B18FT1455	ZRK 1133
				CAM	FROM MTR-NO: 16530	KT 1010
				CAM	UNTIL MTR-NO: 16529	KT 1043
1.7						
1721 ccm	80 kW	B 18 E	08.86 - 07.88	AC-C	+ PS	6 PK 1555
				ALT	- AC; - PS	6 PK 845
				ALT	+ AC; + PS	3 PK 600
				ALT	+ PS; - AC	6 PK 1153
				CAM	FROM MTR-NO: B18E16530;B18F1726;B18FT1456-95	ZRK 1276
				CAM	UNTIL MTR-NO: B18E16529;B18F1725;B18FT1455	ZRK 1133
				CAM	FROM MTR-NO: 16530	KT 1010
				CAM	UNTIL MTR-NO: 16529	KT 1043
1.7 Turbo						
1721 ccm	88 kW	B 18 FT	08.87 - 07.96	AC-C	+ PS	6 PK 1555
				ALT	- AC; - PS	6 PK 845
				ALT	+ AC; + PS	3 PK 600
				ALT	+ PS; - AC	6 PK 1153
				CAM	FROM MTR-NO: B18E16530;B18F1726;B18FT1456-95	ZRK 1276
				CAM	UNTIL MTR-NO: B18E16529;B18F1725;B18FT1455	ZRK 1133
				CAM	FROM MTR-NO: 01456	KT 1010
				CAM	UNTIL MTR-NO: 01455	KT 1043
1.7 Turbo						
1721 ccm	90 kW	B 18 FT	01.91 - 07.96	AC-C	+ PS	6 PK 1555
				ALT	- AC; - PS	6 PK 845
				ALT	+ AC; + PS	3 PK 600
				ALT	+ PS; - AC	6 PK 1153
				CAM	FROM MTR-NO: B18E16530;B18F1726;B18FT1456-95	ZRK 1276
				CAM	UNTIL MTR-NO: B18E16529;B18F1725;B18FT1455	ZRK 1133
				CAM	FROM MTR-NO: 01456	KT 1010
				CAM	UNTIL MTR-NO: 01455	KT 1043
2.0						
1998 ccm	81 kW	B 20 F	08.92 - 09.95	AC-C	+ PS	6 PK 1555
				ALT	+ AC; + PS	3 PK 600
				ALT	+ PS; - AC	6 PK 1153
				CAM		ZRK 1135
				CAM		KT 1117
850 (LS)						
2.0						
1984 ccm	93 kW	B 5202 S	08.94 - 12.96	ALT	+ AUTO-TM; - AC	6 PK 1250
				ALT	+ MAN-TM; - AC	6 PK 1270
				ALT	FROM MTR-NO: 565357; + AC	6 PK 1748
				ALT	UNTIL MTR-NO: 565356; + AC	6 PK 1625



VOLVO

850 (LS)

2.0

1984 ccm	93 kW	B 5202 S	08.94 - 12.96	CAM	FROM MTR-NO: 131155	ZRK 1021
				CAM	UNTIL MTR-NO: 131154	ZRK 1186
				CAM	FROM MTR-NO: 131155	KT 1290

2.0

1984 ccm	105 kW	B 5204 F	06.91 - 12.96	ALT	+ AUTO-TM; - AC	6 PK 1250
				ALT	+ MAN-TM; - AC	6 PK 1270
				ALT	FROM MTR-NO: 565357; + AC	6 PK 1748
				ALT	UNTIL MTR-NO: 565356; + AC	6 PK 1625
				CAM	FROM: 01.94; FROM MTR-NO: 131035	ZRK 1191
				CAM	UNTIL: 12.93; UNTIL MTR-NO: 131034	ZRK 1188
				CAM	FROM MTR-NO: 131035	KT 1118
				W-P; CAM	FROM MTR-NO: 131035	KT 1520 W1

2.0 Turbo

1984 ccm	132 kW	B 5204 T2	09.93 - 10.96	ALT	+ AUTO-TM; - AC	6 PK 1250
				ALT	+ MAN-TM; - AC	6 PK 1270
				ALT	FROM MTR-NO: 565357; + AC	6 PK 1748
				ALT	UNTIL MTR-NO: 565356; + AC	6 PK 1625

2.0 Turbo

1984 ccm	155 kW	B 5204 FT;B 5204 T	08.93 - 12.96	ALT	+ AUTO-TM; - AC	6 PK 1250
				ALT	+ MAN-TM; - AC	6 PK 1270
				ALT	FROM MTR-NO: 565357; + AC	6 PK 1748
				ALT	UNTIL MTR-NO: 565356; + AC	6 PK 1625
				CAM	FROM MTR-NO: 131155	ZRK 1191
				CAM	UNTIL MTR-NO: 131154	ZRK 1188
				CAM	FROM MTR-NO: 131155	KT 1118
				W-P; CAM	MTR-CODE: B 5204 FT; FROM MTR-NO: 131155	KT 1520 W1

2.3

2319 ccm	106 kW	B 5234 FS	01.96 - 10.96	ALT	+ AUTO-TM; - AC	6 PK 1250
				ALT	+ MAN-TM; - AC	6 PK 1270
				ALT	FROM MTR-NO: 565357; + AC	6 PK 1748
				ALT	UNTIL MTR-NO: 565356; + AC	6 PK 1625
				CAM	FROM MTR-NO: 131155	ZRK 1191
				CAM	UNTIL MTR-NO: 131154	ZRK 1188
				CAM	FROM MTR-NO: 131155	KT 1118

2.3 T5

2319 ccm	166 kW	B 5234 FT	08.93 - 07.96	ALT	+ AUTO-TM; - AC	6 PK 1250
				ALT	+ MAN-TM; - AC	6 PK 1270
				ALT	FROM MTR-NO: 565357; + AC	6 PK 1748
				ALT	UNTIL MTR-NO: 565356; + AC	6 PK 1625
				CAM	FROM MTR-NO: 131155	ZRK 1191
				CAM	UNTIL MTR-NO: 131154	ZRK 1188
				CAM	FROM MTR-NO: 131155	KT 1118
				W-P; CAM	FROM MTR-NO: 131035	KT 1520 W1

2.3 T5 R

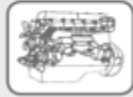
2319 ccm	176 kW	B 5234 T2	04.96 - 10.96	ALT	+ AUTO-TM; - AC	6 PK 1250
				ALT	+ MAN-TM; - AC	6 PK 1270
				ALT	FROM MTR-NO: 565357; + AC	6 PK 1748
				ALT	UNTIL MTR-NO: 565356; + AC	6 PK 1625

2.3 T5-R

2319 ccm	184 kW	B 5234 T4	08.95 - 12.96	ALT	+ AUTO-TM; - AC	6 PK 1250
				ALT	+ MAN-TM; - AC	6 PK 1270
				ALT	FROM MTR-NO: 565357; + AC	6 PK 1748
				ALT	UNTIL MTR-NO: 565356; + AC	6 PK 1625
				CAM	FROM MTR-NO: 131155	ZRK 1191
				CAM	UNTIL MTR-NO: 131154	ZRK 1188
				CAM	FROM MTR-NO: 131155	KT 1118
				W-P; CAM	FROM MTR-NO: 131035	KT 1520 W1

2.5

2435 ccm	103 kW	B 5252	06.91 - 07.94	ALT	FROM: 09.92; + AUTO-TM; - AC	6 PK 1250
				ALT	FROM: 09.92; + MAN-TM; - AC	6 PK 1270
				ALT	FROM: 09.92; FROM MTR-NO: 565357; + AC	6 PK 1748
				ALT	FROM: 09.92; UNTIL MTR-NO: 565356; + AC	6 PK 1625
				CAM	FROM MTR-NO: 131155	ZRK 1021
				CAM	UNTIL MTR-NO: 131154	ZRK 1186
				CAM	FROM MTR-NO: 131155	KT 1290



VOLVO

850 (LS)

2.5						
2435 ccm	106 kW	B 5252 FS	08.94 - 12.96	ALT	+ AUTO-TM; - AC	6 PK 1250
				ALT	+ MAN-TM; - AC	6 PK 1270
				ALT	FROM MTR-NO: 565357; + AC	6 PK 1748
				ALT	UNTIL MTR-NO: 565356; + AC	6 PK 1625
				CAM	FROM MTR-NO: 131155	ZRK 1021
				CAM	UNTIL MTR-NO: 131154	ZRK 1186
				CAM	FROM MTR-NO: 131155	KT 1290

2.5						
2435 ccm	125 kW	B 5254 S	08.91 - 12.96	ALT	+ AUTO-TM; - AC	6 PK 1250
				ALT	+ MAN-TM; - AC	6 PK 1270
				ALT	FROM MTR-NO: 565357; + AC	6 PK 1748
				ALT	UNTIL MTR-NO: 565356; + AC	6 PK 1625
				CAM	FROM MTR-NO: 131155	ZRK 1191
				CAM	UNTIL MTR-NO: 131154	ZRK 1188
				CAM	FROM MTR-NO: 131155	KT 1118
				W-P; CAM	FROM MTR-NO: 131035	KT 1520 W1

2.4 GLE						
2435 ccm	142 kW	B 5254 T	09.93 - 10.97	CAM	FROM MTR-NO: 131155	ZRK 1191
				CAM	UNTIL MTR-NO: 131154	ZRK 1188
				CAM	FROM MTR-NO: 131155	KT 1118

2.5 TDI						
2461 ccm	103 kW	D 5252 T	08.95 - 12.96	ALT	FROM: 12.95; OE-NO.: 1275725; - AC	6 PK 1420
				ALT	FROM: 12.95; OE-NO.: 1275726; + AC	6 PK 1675
				ALT	FROM: 12.95; OE-NO.: 9186319; + AC	6 PK 1685
				ALT	FROM: 12.95; OE-NO.: 9186320; - AC	6 PK 1432
				CAM		ZRK 1301
				INJ-P		ZRK 1238
				CAM		KT 1218
				CAM		KT 1302
				CAM; INJ-P		KT 1515
				W-P; CAM		KT 1218 W2

850 Kombi (LW)

2.0						
1984 ccm	93 kW	B 5202 S	08.94 - 12.96	ALT	+ AUTO-TM; - AC	6 PK 1250
				ALT	+ MAN-TM; - AC	6 PK 1270
				ALT	FROM MTR-NO: 565357; + AC	6 PK 1748
				ALT	UNTIL MTR-NO: 565356; + AC	6 PK 1625
				CAM	FROM MTR-NO: 131155	ZRK 1021
				CAM	UNTIL MTR-NO: 131154	ZRK 1186
				CAM	FROM MTR-NO: 131155	KT 1290

2.0						
1984 ccm	105 kW	B 5204 F	02.93 - 12.96	ALT	FROM: 09.93; + AUTO-TM; - AC	6 PK 1250
				ALT	FROM: 09.93; + MAN-TM; - AC	6 PK 1270
				ALT	FROM: 09.93; FROM MTR-NO: 565357; + AC	6 PK 1748
				ALT	FROM: 09.93; UNTIL MTR-NO: 565356; + AC	6 PK 1625
				CAM	FROM MTR-NO: 131155	ZRK 1191
				CAM	UNTIL MTR-NO: 131154	ZRK 1188
				CAM	FROM MTR-NO: 131155	KT 1118
				W-P; CAM	FROM MTR-NO: 131035	KT 1520 W1

2.0 Turbo						
1984 ccm	132 kW	B 5204 T2	09.93 - 10.97	ALT	+ AUTO-TM; - AC	6 PK 1250
				ALT	+ MAN-TM; - AC	6 PK 1270
				ALT	FROM MTR-NO: 565357; + AC	6 PK 1748
				ALT	UNTIL MTR-NO: 565356; + AC	6 PK 1625
				CAM	FROM MTR-NO: 131155	ZRK 1191
				CAM	UNTIL MTR-NO: 131154	ZRK 1188
				CAM	FROM MTR-NO: 131155	KT 1118

2.0 Turbo						
1984 ccm	155 kW	B 5204 FT;B 5204 T	02.93 - 12.96	ALT	FROM: 09.93; + AUTO-TM; - AC	6 PK 1250
				ALT	FROM: 09.93; + MAN-TM; - AC	6 PK 1270
				ALT	FROM: 09.93; FROM MTR-NO: 565357; + AC	6 PK 1748
				ALT	FROM: 09.93; UNTIL MTR-NO: 565356; + AC	6 PK 1625
				CAM	FROM MTR-NO: 131155	ZRK 1191
				CAM	UNTIL MTR-NO: 131154	ZRK 1188
				CAM	FROM MTR-NO: 131155	KT 1118



VOLVO

850 Kombi (LW)

2.0 Turbo

1984 ccm	155 kW	B 5204 FT; B 5204 T	02.93 - 12.96	W-P; CAM	MTR-CODE: B 5204 FT; FROM MTR-NO: 131035	KT 1520 W1
----------	--------	---------------------	---------------	----------	--	------------

2.3

2319 ccm	106 kW	B 5234 FS	01.96 - 10.96	CAM	FROM MTR-NO: 131155	ZRK 1191
				CAM	UNTIL MTR-NO: 131154	ZRK 1188
				CAM	FROM MTR-NO: 131155	KT 1118

2.3 T5

2319 ccm	166 kW	B 5234 FT	02.93 - 12.96	ALT	FROM: 09.93; + AUTO-TM; - AC	6 PK 1250
				ALT	FROM: 09.93; + MAN-TM; - AC	6 PK 1270
				ALT	FROM: 09.93; FROM MTR-NO: 565357; + AC	6 PK 1748
				ALT	FROM: 09.93; UNTIL MTR-NO: 565356; + AC	6 PK 1625
				CAM	FROM MTR-NO: 131155	ZRK 1191
				CAM	UNTIL MTR-NO: 131154	ZRK 1188
				CAM	FROM MTR-NO: 131155	KT 1118
				W-P; CAM	FROM MTR-NO: 131035	KT 1520 W1

2.3 Turbo R

2319 ccm	177 kW	B 5234 T5	06.95 - 10.97	CAM	FROM MTR-NO: 131155	ZRK 1191
				CAM	UNTIL MTR-NO: 131154	ZRK 1188
				CAM	FROM MTR-NO: 131155	KT 1118

2.3 T5-R

2319 ccm	184 kW	B 5234 T4	08.95 - 12.96	ALT	+ AUTO-TM; - AC	6 PK 1250
				ALT	+ MAN-TM; - AC	6 PK 1270
				ALT	FROM MTR-NO: 565357; + AC	6 PK 1748
				ALT	UNTIL MTR-NO: 565356; + AC	6 PK 1625
				CAM	FROM MTR-NO: 131155	ZRK 1191
				CAM	UNTIL MTR-NO: 131154	ZRK 1188
				CAM	FROM MTR-NO: 131155	KT 1118
				W-P; CAM	FROM MTR-NO: 131035	KT 1520 W1

2.5

2435 ccm	103 kW	B 5252	08.92 - 07.94	ALT	FROM: 09.93; + AUTO-TM; - AC	6 PK 1250
				ALT	FROM: 09.93; + MAN-TM; - AC	6 PK 1270
				ALT	FROM: 09.93; FROM MTR-NO: 565357; + AC	6 PK 1748
				ALT	FROM: 09.93; UNTIL MTR-NO: 565356; + AC	6 PK 1625
				CAM	FROM MTR-NO: 131155	ZRK 1021
				CAM	UNTIL MTR-NO: 131154	ZRK 1186
				CAM	FROM MTR-NO: 131155	KT 1290

2.5

2435 ccm	106 kW	B 5252 FS	08.94 - 12.96	ALT	+ AUTO-TM; - AC	6 PK 1250
				ALT	+ MAN-TM; - AC	6 PK 1270
				ALT	FROM MTR-NO: 565357; + AC	6 PK 1748
				ALT	UNTIL MTR-NO: 565356; + AC	6 PK 1625
				CAM	FROM MTR-NO: 131155	ZRK 1021
				CAM	UNTIL MTR-NO: 131154	ZRK 1186
				CAM	FROM MTR-NO: 131155	KT 1290

2.5

2435 ccm	125 kW	B 5254 S	09.92 - 12.96	ALT	FROM: 09.93; + AUTO-TM; - AC	6 PK 1250
				ALT	FROM: 09.93; + MAN-TM; - AC	6 PK 1270
				ALT	FROM: 09.93; FROM MTR-NO: 565357; + AC	6 PK 1748
				ALT	FROM: 09.93; UNTIL MTR-NO: 565356; + AC	6 PK 1625
				CAM	FROM MTR-NO: 131155	ZRK 1191
				CAM	UNTIL MTR-NO: 131154	ZRK 1188
				CAM	FROM MTR-NO: 131155	KT 1118
				W-P; CAM	FROM MTR-NO: 131035	KT 1520 W1

2.4 GLE

2435 ccm	142 kW	B 5254 T	09.93 - 10.97	CAM	FROM MTR-NO: 131155	ZRK 1191
				CAM	UNTIL MTR-NO: 131154	ZRK 1188
				CAM	FROM MTR-NO: 131155	KT 1118

2.5 AWD

2435 ccm	142 kW	B 5254 T	04.96 - 12.96	ALT	+ AUTO-TM; - AC	6 PK 1250
				ALT	+ MAN-TM; - AC	6 PK 1270
				ALT	FROM MTR-NO: 565357; + AC	6 PK 1748
				ALT	UNTIL MTR-NO: 565356; + AC	6 PK 1625
				CAM	FROM MTR-NO: 131155	ZRK 1191
				CAM	UNTIL MTR-NO: 131154	ZRK 1188
				CAM	FROM MTR-NO: 131155	KT 1118

2.5 TDI

2461 ccm	103 kW	D 5252 T	08.95 - 12.96	ALT	FROM: 12.95; OE-NO.: 1275725; - AC	6 PK 1420
----------	--------	----------	---------------	-----	------------------------------------	-----------



VOLVO

850 Kombi (LW)

2.5 TDI

2461 ccm	103 kW	D 5252 T	08.95 - 12.96	ALT	FROM: 12.95; OE-NO.: 1275726; + AC	6 PK 1675
				ALT	FROM: 12.95; OE-NO.: 9186319; + AC	6 PK 1685
				ALT	FROM: 12.95; OE-NO.: 9186320; - AC	6 PK 1432
				CAM		ZRK 1301
				INJ-P		ZRK 1238
				CAM		KT 1218
				CAM		KT 1302
				CAM; INJ-P		KT 1515
				W-P; CAM		KT 1218 W2

940 Kombi (945)

2.0

1986 ccm	82 kW	B 200 F	01.92 - 07.94	ALT	- AC	AVX 10 x 925
				ALT	+ AC	AVX 10 x 1000
				PS		AVX 10 x 1000
				CAM	FROM: 01.93	ZRK 1177
				CAM	UNTIL: 12.92	ZRK 1057
				CAM	FROM: 01.93	KT 1167
				CAM	UNTIL: 12.92	KT 1028

2.0 Turbo

1986 ccm	114 kW	B 200 FT	01.91 - 07.95	CAM	FROM: 1993	ZRK 1177
				CAM	UNTIL: 1992	ZRK 1057
				CAM	FROM: 1993	KT 1167
				CAM	UNTIL: 1992	KT 1028

2.3

2316 ccm	85 kW	B 230 FD	08.92 - 07.94	ALT	- AC	AVX 10 x 925
				ALT	+ AC	AVX 10 x 1000
				PS		AVX 10 x 1000
				CAM	FROM: 01.93	ZRK 1177
				CAM	UNTIL: 12.92	ZRK 1057
				CAM	FROM: 01.93	KT 1167
				CAM	UNTIL: 12.92	KT 1028

2.3

2316 ccm	96 kW	B 230 FB	08.90 - 12.94	ALT	- AC	AVX 10 x 925
				ALT	+ AC	AVX 10 x 1000
				PS		AVX 10 x 1000
				CAM	FROM: 01.93	ZRK 1177
				CAM	UNTIL: 12.92	ZRK 1057
				CAM	FROM: 01.93	KT 1167
				CAM	UNTIL: 12.92	KT 1028

2.3

2316 ccm	114 kW	B 234 F	08.90 - 07.91	ALT		AVX 10 x 1275
				PS		AVX 10 x 1025
				AC-C		2/AVX 13 x 1200
				CAM		ZRK 1019

2.3 Turbo

2316 ccm	121 kW	B 230 FT	08.90 - 07.94	ALT	- AC	AVX 10 x 925
				ALT	+ AC	AVX 10 x 1000
				PS		AVX 10 x 1000
				CAM	FROM: 01.93	ZRK 1177
				CAM	UNTIL: 12.92	ZRK 1057
				CAM	FROM: 01.93	KT 1167
				CAM	UNTIL: 12.92	KT 1028

2.3 Turbo

2316 ccm	140 kW	B 230 FT+	08.91 - 07.93	ALT		AVX 11,9 x 1010
				PS		AVX 11,9 x 1010
				CAM	FROM: 01.93	ZRK 1177
				CAM	UNTIL: 12.92	ZRK 1057
				CAM	FROM: 01.93	KT 1167
				CAM	UNTIL: 12.92	KT 1028

2.4 Turbo Diesel

2383 ccm	80 kW	D 24 T	08.90 - 07.94	AC-C	UNTIL: 08.92	AVX 13 x 915
				ALT		AVX 10 x 1150
				PS		AVX 10 x 1013
				CAM		ZRK 1376
				INJ-P		ZRK 1090



VOLVO

940 II (944)

2.0 Turbo

1986 ccm	114 kW	B 200 FT	04.96 - 10.98	CAM CAM		ZRK 1177 KT 1167
----------	--------	----------	---------------	------------	--	---------------------

2.3

2316 ccm	85 kW	B 230 FD	08.94 - 07.95	ALT ALT PS CAM CAM	+ AC	AVX 11,9 x 885 AVX 11,9 x 1010 AVX 11,9 x 1010 ZRK 1177 KT 1167
----------	-------	----------	---------------	--------------------------------	------	---

2.3

2316 ccm	96 kW	B 230 FB	08.94 - 10.98	ALT ALT PS CAM	+ AC	AVX 10 x 925 AVX 10 x 1000 AVX 10 x 1000 ZRK 1177
----------	-------	----------	---------------	-------------------------	------	--

2.3 ti

2316 ccm	99 kW	B 230 FK	01.95 - 10.98	ALT ALT PS CAM	UNTIL: 12.96 UNTIL: 12.96; + AC; + PS UNTIL: 12.96	AVX 10 x 1275 AVX 10 x 1000 AVX 10 x 1025 ZRK 1177
----------	-------	----------	---------------	-------------------------	--	---

2.3 Turbo

2316 ccm	121 kW	B 230 FT	08.94 - 10.98	ALT ALT PS CAM CAM	+ AC	AVX 10 x 925 AVX 10 x 1000 AVX 10 x 1000 ZRK 1057 KT 1167
----------	--------	----------	---------------	--------------------------------	------	---

2.4 TD Interc.

2383 ccm	90 kW	D 24 TIC	08.94 - 10.98	ALT PS CAM INJ-P		AVX 10 x 1150 AVX 10 x 1013 ZRK 1240 ZRK 1090
----------	-------	----------	---------------	---------------------------	--	--

940 II Kombi (945)

2.0 Turbo

1986 ccm	114 kW	B 200 FT	04.96 - 10.98	CAM CAM		ZRK 1177 KT 1167
----------	--------	----------	---------------	------------	--	---------------------

2.3

2316 ccm	85 kW	B 230 FD	08.94 - 07.95	ALT ALT PS CAM CAM	+ AC	AVX 10 x 925 AVX 10 x 1000 AVX 10 x 1000 ZRK 1177 KT 1167
----------	-------	----------	---------------	--------------------------------	------	---

2.3

2316 ccm	96 kW	B 230 FB	08.94 - 10.98	ALT ALT PS CAM	+ AC	AVX 10 x 925 AVX 10 x 1000 AVX 10 x 1000 ZRK 1177
----------	-------	----------	---------------	-------------------------	------	--

2.3 ti

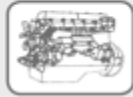
2316 ccm	99 kW	B 230 FK	01.95 - 10.98	ALT ALT ALT PS CAM	UNTIL CHA-NO.: 117441 UNTIL: 12.96 UNTIL: 12.96; + AC UNTIL: 12.96	AVX 10 x 925 AVX 10 x 1275 AVX 10 x 1000 AVX 10 x 1025 ZRK 1177
----------	-------	----------	---------------	--------------------------------	---	---

2.3 Turbo

2316 ccm	121 kW	B 230 FT	08.94 - 10.98	ALT ALT PS CAM CAM	+ AC	AVX 10 x 925 AVX 10 x 1000 AVX 10 x 1000 ZRK 1177 KT 1167
----------	--------	----------	---------------	--------------------------------	------	---

2.3 Turbo

2316 ccm	126 kW	B 230 FT	08.95 - 10.98	ALT ALT ALT PS PS CAM CAM	+ AC	AVX 10 x 925 AVX 11,9 x 1010 AVX 10 x 1000 AVX 10 x 1000 AVX 11,9 x 1010 ZRK 1177 KT 1167
----------	--------	----------	---------------	---	------	---



VOLVO

940 II Kombi (945)

2.4 TD Interc.

2383 ccm	90 kW	D 24 TIC	08.94 - 10.98	ALT		AVX 10 x 1150
				PS		AVX 10 x 1013
				CAM		ZRK 1240
				INJ-P		ZRK 1090

960 II (964)

2.5

2473 ccm	125 kW	B 6254 S	07.94 - 12.96	ALT	+ AC; FROM: 1995	6 PK 1642
				ALT	+ AC; UNTIL: 1994	6 PK 1625
				ALT	+ AUTO-TM; - AC	6 PK 1250
				ALT	+ MAN-TM; - AC	6 PK 1270
				CAM		ZRK 1194
				CAM	FROM: 01.95	KT 1300

2.9

2922 ccm	150 kW	B 6304 S	07.94 - 12.96	ALT	+ AC; FROM: 1995; UNTIL: 1996	6 PK 1642
				ALT	+ AC; FROM: 1997	6 PK 1751
				ALT	+ AC; UNTIL: 1994	6 PK 1625
				ALT	+ AUTO-TM; - AC	6 PK 1250
				ALT	+ MAN-TM; - AC	6 PK 1270
				CAM		ZRK 1191
				CAM	FROM: 1995; UNTIL: 1996	ZRK 1194
				CAM		KT 1118
				CAM	FROM: 1995; UNTIL: 1996	KT 1300
				W-P; CAM		KT 1300 W1

960 II Kombi (965)

2.5

2473 ccm	125 kW	B 6254 S	08.94 - 12.96	ALT	+ AC; FROM: 1995	6 PK 1642
				ALT	+ AC; UNTIL: 1994	6 PK 1625
				ALT	+ AUTO-TM; - AC	6 PK 1250
				ALT	+ MAN-TM; - AC	6 PK 1270
				CAM		ZRK 1194
				CAM	FROM: 01.95	KT 1300

2.9

2922 ccm	150 kW	B 6304 S	09.94 - 12.96	ALT	+ AC; FROM: 1995; UNTIL: 1996	6 PK 1642
				ALT	+ AC; FROM: 1997	6 PK 1751
				ALT	+ AC; UNTIL: 1994	6 PK 1625
				ALT	+ AUTO-TM; - AC	6 PK 1250
				ALT	+ MAN-TM; - AC	6 PK 1270
				CAM		ZRK 1191
				CAM	FROM: 1995; UNTIL: 1996	ZRK 1194
				CAM		KT 1118
				CAM	FROM: 1995; UNTIL: 1996	KT 1300
				W-P; CAM		KT 1300 W1

VW

AMAROK

2.0 TDI

1968 ccm	90 kW	CDBA;CNFA	09.10 -	CAM	MTR-CODE: CDBA	ZRK 1572
----------	-------	-----------	---------	-----	----------------	----------

2.0 TDI 4motion

1968 ccm	90 kW	CDBA;CNFA	09.10 -	CAM	MTR-CODE: CDBA	ZRK 1572
----------	-------	-----------	---------	-----	----------------	----------

2.0 BiTDI

1968 ccm	120 kW	CDCA	09.10 -	CAM	MTR-CODE: CDCA	ZRK 1572
----------	--------	------	---------	-----	----------------	----------

2.0 BiTDI 4motion

1968 ccm	120 kW	CDCA	09.10 -	CAM	MTR-CODE: CDCA	ZRK 1572
----------	--------	------	---------	-----	----------------	----------

BEETLE (5C1)

2.0 TSI

1984 ccm	147 kW	CBFA;CCTA;CCZA	04.11 -	W-P		ZRK 1585
----------	--------	----------------	---------	-----	--	----------

1.6 TDI

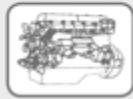
1598 ccm	77 kW	CAYC	10.11 -	CAM	MTR-CODE: CAYB;CAYC	ZRK 1572
----------	-------	------	---------	-----	---------------------	----------

2.0 TDI

1968 ccm	103 kW	CFFB;CJAA	04.11 -	CAM	MTR-CODE: CFFA;CFFB	ZRK 1572
				CAM; W-P	MTR-CODE: CJAA; UNTIL: 04.12	KT 1420 W2


VW
BORA (1J2)

1.4 16V							
1390 ccm	55 kW	AHW;AKQ;APE;AXP;BCA	03.00 - 05.05	ALT	- AC		6 PK 1078
				ALT	+ AC		6 PK 1550
				CAM			ZRK 1001
				CAM	FROM MTR-NO: 160001; MTR-CODE: AHW		KT 1209
				CAM	FROM MTR-NO: 242001; MTR-CODE: AKQ		KT 1209
				CAM	MTR-CODE: AHW		KT 1464
				CAM	MTR-CODE: APE;AXP;BCA		KT 1209
				CAM	UNTIL MTR-NO: 160000; MTR-CODE: AHW		KT 1374
				CAM	UNTIL MTR-NO: 242000; MTR-CODE: AKQ		KT 1374
				CAM	FROM MTR-NO: 160001; MTR-CODE: AHW		KT 1209 W1
				CAM	FROM MTR-NO: 242001; MTR-CODE: AKQ		KT 1209 W1
				CAM	MTR-CODE: APE;AXP;BCA		KT 1209 W1
				W-P; CAM	UNTIL MTR-NO: 160000; MTR-CODE: AHW		KT 1374 W1
				W-P; CAM	UNTIL MTR-NO: 242000; MTR-CODE: AKQ		KT 1374 W1
1.6							
1595 ccm	74 kW	AEH;AKL;APF	10.98 - 05.05	ALT	- AC		6 PK 1125
				ALT	+ AC		6 DPK 1195
				CAM			ZRK 1216
				CAM			KT 1133
				W-P; CAM	UNTIL: 10.02		KT 1133 W2
1.6							
1595 ccm	75 kW	AVU;BFQ;BJH	08.00 - 05.05	ALT	- AC		6 PK 1125
				ALT	+ AC		6 DPK 1195
				CAM			ZRK 1216
				CAM			KT 1133
				W-P; CAM	UNTIL: 04.02		KT 1133 W2
1.6 16V							
1598 ccm	77 kW	ATN;AUS;AZD;BCB	05.00 - 05.05	ALT	- AC		6 PK 1078
				ALT	+ AC		6 PK 1550
				CAM			ZRK 1001
				CAM			KT 1209
				CAM	MTR-CODE: AUS		KT 1464
				W-P; CAM			KT 1209 W2
1.6							
1595 ccm	78 kW	AWB	06.02 - 10.04	CAM			ZRK 1220
				CAM			KT 1230
				CAM			KT 1231
1.6 FSI							
1598 ccm	81 kW	BAD	01.02 - 05.05	ALT	- AC		6 PK 1078
				ALT	+ AC		6 PK 1540
				CAM			ZRK 1001
				CAM			KT 1209
				CAM	MTR-CODE: BAD		KT 1464
				W-P; CAM			KT 1209 W2
1.8							
1781 ccm	92 kW	AGN;BAF	10.98 - 05.05	CAM			ZRK 1220
				CAM	FROM CHA-NO.: 1J-Y-850001		KT 1230
				CAM	FROM CHA-NO.: 1J-Y-850001		KT 1231
				CAM	UNTIL CHA-NO.: 1J-Y-850000		KT 1296
				CAM	UNTIL CHA-NO.: 1J-Y-850000		KT 1301
				W-P; CAM	FROM CHA-NO.: 1J-Y-850001		KT 1230 W1
				W-P; CAM	FROM CHA-NO.: 1J-Y-850001; OPT		KT 1231 W1
				W-P; CAM	UNTIL CHA-NO.: 1J-Y-850000; OPT		KT 1296 W1
				W-P; CAM	UNTIL CHA-NO.: 1J-Y-850000; OPT		KT 1301 W1
1.8 4motion							
1781 ccm	92 kW	AGN	02.99 - 05.05	ALT	+ AC		6 DPK 1195
				CAM			ZRK 1220
				CAM	FROM CHA-NO.: 1J-Y-850001		KT 1230
				CAM	FROM CHA-NO.: 1J-Y-850001		KT 1231
				CAM	UNTIL CHA-NO.: 1J-Y-850000		KT 1296
				CAM	UNTIL CHA-NO.: 1J-Y-850000		KT 1301
				W-P; CAM	FROM CHA-NO.: 1J-Y-850001		KT 1230 W1
				W-P; CAM	FROM CHA-NO.: 1J-Y-850001; OPT		KT 1231 W1
				W-P; CAM	UNTIL CHA-NO.: 1J-Y-850000; OPT		KT 1296 W1
				W-P; CAM	UNTIL CHA-NO.: 1J-Y-850000; OPT		KT 1301 W1



VW

BORA (1J2)

1.8 T

1781 ccm	110 kW	AGU;ARX;AUM;BAE	05.00 - 05.05	ALT	- AC	6 PK 1125
				ALT	+ AC	6 DPK 1195
				CAM		ZRK 1220
				CAM	FROM CHA-NO.: 1J-Y-850001	KT 1230
				CAM	FROM CHA-NO.: 1J-Y-850001	KT 1231
				CAM	UNTIL CHA-NO.: 1J-Y-850000	KT 1296
				CAM	UNTIL CHA-NO.: 1J-Y-850000	KT 1301
				W-P; CAM	FROM CHA-NO.: 1J-Y-850001	KT 1230 W1
				W-P; CAM	FROM CHA-NO.: 1J-Y-850001; OPT	KT 1231 W1
				W-P; CAM	UNTIL CHA-NO.: 1J-Y-850000; OPT	KT 1296 W1
				W-P; CAM	UNTIL CHA-NO.: 1J-Y-850000; OPT	KT 1301 W1

1.8 T

1781 ccm	132 kW	AUQ	03.02 - 05.05	ALT	- AC	6 PK 1125
				ALT	+ AC	6 DPK 1195
				CAM		ZRK 1220
				CAM		KT 1230
				CAM		KT 1231
				W-P; CAM		KT 1230 W1
				W-P; CAM	OPT	KT 1231 W1

2.0

1984 ccm	85 kW	APK;AQY;AZG;AZH;AZJ;BBW	10.98 - 05.05	ALT	- AC	6 PK 1125
				ALT	+ AC	6 DPK 1195
				CAM		ZRK 1216
				CAM		KT 1133
				W-P; CAM		KT 1133 W1

2.0 4motion

1984 ccm	85 kW	AZH;AZJ	04.00 - 05.05	ALT	- AC	6 PK 1125
				ALT	+ AC	6 DPK 1195
				CAM		ZRK 1216
				CAM		KT 1133
				W-P; CAM		KT 1133 W1

2.3 V5

2324 ccm	110 kW	AGZ	10.98 - 10.00	ALT	- AC	6 PK 1285
				ALT	+ AC	6 DPK 1352

2.3 V5 4motion

2324 ccm	110 kW	AGZ	12.98 - 10.00	ALT	- AC	6 PK 1285
				ALT	+ AC	6 DPK 1352

2.3 V5

2324 ccm	125 kW	AQN	10.00 - 05.05	ALT	- AC	6 PK 1265
				ALT	+ AC	6 DPK 1320

2.3 V5 4motion

2324 ccm	125 kW	AQN	10.00 - 05.05	ALT	- AC	6 PK 1265
				ALT	+ AC	6 DPK 1320

2.8 V6 4motion

2792 ccm	150 kW	AQP;AUE;BDE	03.99 - 05.05	ALT	- AC	6 PK 1265
				ALT	AWD; + AC	6 DPK 1352
				ALT	FWD; + AC	6 DPK 1320

1.9 SDI

1896 ccm	50 kW	AGP;AQM	10.98 - 05.05	ALT	- AC	6 PK 906
				ALT	+ AC	6 PK 1660
				W-P	FROM MTR-NO: 045001; MTR-CODE: AQM	ZRK 1423
				W-P	FROM MTR-NO: 400001; MTR-CODE: AGP	ZRK 1423
				W-P	UNTIL MTR-NO: 045000; MTR-CODE: AQM	ZRK 1305
				W-P	UNTIL MTR-NO: 400000; MTR-CODE: AGP	ZRK 1305
				W-P	FROM MTR-NO: 045001; MTR-CODE: AQM	KT 1322
				W-P	FROM MTR-NO: 595001; MTR-CODE: AGP	KT 1322
				W-P	UNTIL MTR-NO: 030000; MTR-CODE: AQM	KT 1226
				W-P	UNTIL MTR-NO: 400000; MTR-CODE: AGP	KT 1226
				W-P	FROM MTR-NO: 045001; MTR-CODE: AQM	KT 1322 W1
				W-P	FROM MTR-NO: 595001; MTR-CODE: AGP	KT 1322 W1
				W-P; CAM	UNTIL MTR-NO: 030000; MTR-CODE: AQM	KT 1341 W1
				W-P; CAM	UNTIL MTR-NO: 400000; MTR-CODE: AGP	KT 1341 W1

1.9 TDI

1896 ccm	66 kW	AGR;ALH	10.98 - 06.01	ALT	- AC	6 PK 906
				ALT	+ AC	6 PK 1660
				CAM	FROM MTR-NO: 500001; MTR-CODE: ALH	ZRK 1423


VW
BORA (1J2)

1.9 TDI						
1896 ccm	66 kW	AGR;ALH	10.98 - 06.01	CAM	FROM MTR-NO: 565001; MTR-CODE: AGR	ZRK 1423
				CAM	UNTIL MTR-NO: 500000; MTR-CODE: ALH	ZRK 1305
				CAM	UNTIL MTR-NO: 565000; MTR-CODE: AGR	ZRK 1305
				CAM	FROM MTR-NO: 500001; MTR-CODE: ALH	KT 1322
				CAM	FROM MTR-NO: 565001; MTR-CODE: AGR	KT 1322
				CAM	FROM MTR-NO: 500001; MTR-CODE: ALH	KT 1322 W1
				CAM	FROM MTR-NO: 565001; MTR-CODE: AGR	KT 1322 W1
1.9 TDI 4motion						
1896 ccm	66 kW	AGR	02.99 - 06.01	ALT	- AC	6 PK 906
				ALT	+ AC	6 PK 1660
				CAM	FROM MTR-NO: 500001; MTR-CODE: ALH	ZRK 1423
				CAM	FROM MTR-NO: 565001; MTR-CODE: AGR	ZRK 1423
				CAM	UNTIL MTR-NO: 500000; MTR-CODE: ALH	ZRK 1305
				CAM	UNTIL MTR-NO: 565000; MTR-CODE: AGR	ZRK 1305
				CAM	FROM MTR-NO: 500001; MTR-CODE: ALH	KT 1322
				CAM	FROM MTR-NO: 565001; MTR-CODE: AGR	KT 1322
				CAM	FROM MTR-NO: 500001; MTR-CODE: ALH	KT 1322 W1
				CAM	FROM MTR-NO: 565001; MTR-CODE: AGR	KT 1322 W1
1.9 TDI						
1896 ccm	74 kW	ATD;AXR	09.00 - 05.05	ALT	- AC	6 PK 1125
				ALT	+ AC	6 DPK 1195
				W-P	MTR-CODE: ATD;AXR	ZRK 1338
				W-P	FROM MTR-NO: AXR010001; MTR-CODE: AXR	KT 1237
				W-P	UNTIL MTR-NO: AXR010000; MTR-CODE: AXR	KT 1236
				W-P	UNTIL MTR-NO: AXR010000; MTR-CODE: AXR	KT 1238
				W-P; CAM	FROM CHA-NO.: 1J-2-592783;1J-2D352774; MTR-CODE: ATD	KT 1237
				W-P; CAM	UNTIL CHA-NO.: 1J-2-592782;1J-2D352773; MTR-CODE: ATD	KT 1236
				W-P; CAM	UNTIL CHA-NO.: 1J-2-592782;1J-2D352773; MTR-CODE: ATD	KT 1238
				W-P	FROM CHA-NO.: 1J-2-592783;1J-2D352774; MTR-CODE: ATD; UNTIL: 2002	KT 1237 W1
				W-P	FROM MTR-NO: AXR010001; MTR-CODE: AXR; UNTIL: 2002	KT 1237 W1
				W-P	MTR-CODE: ATD;AXR; FROM: 2003	KT 1237 W3
				W-P; CAM	UNTIL CHA-NO.: 1J-2-525000;1J-2-D352773; MTR-CODE: ATD	KT 1236 W1
				W-P; CAM	UNTIL MTR-NO: 010000; MTR-CODE: AXR	KT 1236 W1
1.9 TDI 4motion						
1896 ccm	74 kW	ATD	09.00 - 05.05	ALT	FROM: 05.01; - AC	6 PK 1125
				ALT	FROM: 05.01; + AC	6 DPK 1195
				W-P; CAM		ZRK 1338
				CAM	MTR-CODE: AXR	KT 1237
				W-P	FROM CHA-NO.: 1J-2-592783; MTR-CODE: ATD	KT 1237
				W-P	FROM CHA-NO.: 1J-2D352774; MTR-CODE: ATD	KT 1237
				W-P; CAM	UNTIL CHA-NO.: 1J-2-592782	KT 1236
				W-P; CAM	UNTIL CHA-NO.: 1J-2-592782	KT 1238
				W-P; CAM	UNTIL CHA-NO.: 1J-2D352773	KT 1236
				W-P; CAM	UNTIL CHA-NO.: 1J-2D352773	KT 1238
				W-P	FROM CHA-NO.: 1J-2-592783; MTR-CODE: ATD	KT 1237 W3
				W-P	FROM CHA-NO.: 1J-2D352774; MTR-CODE: ATD	KT 1237 W3
				W-P; CAM	MTR-CODE: AXR	KT 1237 W3
				W-P; CAM	UNTIL CHA-NO.: 1J-2-525000;1J-2-D352773; MTR-CODE: ATD	KT 1236 W1
				W-P; CAM	UNTIL MTR-NO: 010000; MTR-CODE: AXR	KT 1236 W1
1.9 TDI						
1896 ccm	81 kW	AHF;ASV	10.98 - 06.01	ALT	- AC	6 PK 906
				ALT	+ AC	6 PK 1660
				CAM	FROM MTR-NO: 595001; MTR-CODE: AHF	ZRK 1423
				CAM	MTR-CODE: ASV	ZRK 1423
				CAM	UNTIL MTR-NO: 595000; MTR-CODE: AHF	ZRK 1305
				CAM	FROM MTR-NO: 595001; MTR-CODE: AHF	KT 1322
				CAM	MTR-CODE: ASV	KT 1322
				W-P; CAM	FROM MTR-NO: 595001; MTR-CODE: AHF	KT 1322 W1
				W-P; CAM	MTR-CODE: ASV	KT 1322 W1
1.9 TDI						
1896 ccm	85 kW	AJM;AUY	12.98 - 06.01	ALT	+ AC	6 DPK 1195



VW

BORA (1J2)

1.9 TDI

1896 ccm	85 kW	AJM;AUY	12.98 - 06.01	ALT	MTR-CODE: AJM; - AC	6 PK 1125
				ALT	MTR-CODE: AUY; - AC	5 PK 1435
				CAM	MTR-CODE: AJM;AUY	ZRK 1338
				CAM	FROM MTR-NO: 185671; MTR-CODE: AJM	KT 1236
				CAM	FROM MTR-NO: 185671; MTR-CODE: AJM	KT 1238
				CAM	MTR-CODE: AUY	KT 1236
				CAM	MTR-CODE: AUY	KT 1238
				CAM	UNTIL MTR-NO: 185670; MTR-CODE: AJM	KT 1235
				CAM	UNTIL MTR-NO: 185670; MTR-CODE: AJM	KT 1248
				W-P; CAM	FROM MTR-NO: 185 671; MTR-CODE: AJM	KT 1236 W1
				W-P; CAM	MTR-CODE: AUY	KT 1236 W1

1.9 TDI 4motion

1896 ccm	85 kW	AJM;AUY	02.99 - 06.01	ALT	+ AC	6 DPK 1195
				ALT	MTR-CODE: AJM; - AC	6 PK 1125
				ALT	MTR-CODE: AUY; - AC	5 PK 1435
				CAM	MTR-CODE: AJM;AUY	ZRK 1338
				CAM	FROM MTR-NO: 185671; MTR-CODE: AJM	KT 1236
				CAM	FROM MTR-NO: 185671; MTR-CODE: AJM	KT 1238
				CAM	MTR-CODE: AUY	KT 1236
				CAM	MTR-CODE: AUY	KT 1238
				CAM	UNTIL MTR-NO: 185670; MTR-CODE: AJM	KT 1235
				CAM	UNTIL MTR-NO: 185670; MTR-CODE: AJM	KT 1248
				W-P; CAM	FROM MTR-NO: 185 671; MTR-CODE: AJM	KT 1236 W1
				W-P; CAM	MTR-CODE: AUY	KT 1236 W1

1.9 TDI

1896 ccm	96 kW	ASZ	11.00 - 05.05	ALT	FROM: 04.01; - AC	6 PK 1125
				ALT	FROM: 04.01; + AC	6 DPK 1195
				CAM		ZRK 1338
				CAM	FROM: 01.03	KT 1237
				CAM	UNTIL: 12.02	KT 1236
				CAM	UNTIL: 12.02	KT 1238
				W-P; CAM	FROM: 01.03	KT 1237 W3
				W-P; CAM	UNTIL CHA-NO.: 1J-2-525000;1J-2-D352773	KT 1236 W1

1.9 TDI 4motion

1896 ccm	96 kW	ASZ	11.00 - 05.05	ALT	FROM: 05.01; - AC	6 PK 1125
				ALT	FROM: 05.01; + AC	6 DPK 1195
				CAM		ZRK 1338
				CAM	FROM: 01.03	KT 1237
				CAM	UNTIL: 12.02	KT 1236
				CAM	UNTIL: 12.02	KT 1238
				W-P; CAM	FROM: 01.03	KT 1237 W3
				W-P; CAM	UNTIL CHA-NO.: 1J-2-525000;1J-2-D352773	KT 1236 W1

1.9 TDI

1896 ccm	110 kW	ARL	05.00 - 05.05	ALT	FROM: 09.00; - AC	6 PK 1125
				ALT	FROM: 09.00; + AC	6 DPK 1195
				CAM		ZRK 1338
				CAM	FROM CHA-NO.: 1J-2-592783;1J-2D352774	KT 1237
				CAM	UNTIL CHA-NO.: 1J-2-592782;1J-2D352773	KT 1236
				CAM	UNTIL CHA-NO.: 1J-2-592782;1J-2D352773	KT 1238
				W-P; CAM	FROM CHA-NO.: 1J-2-525001;1J-2-D352774	KT 1237 W4
				W-P; CAM	UNTIL CHA-NO.: 1J-2-525000;1J-2-D352773	KT 1236 W2

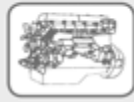
1.9 TDI 4motion

1896 ccm	110 kW	ARL	05.00 - 05.05	ALT	FROM: 09.00; - AC	6 PK 1125
				ALT	FROM: 09.00; + AC	6 DPK 1195
				CAM		ZRK 1338
				CAM	FROM CHA-NO.: 1J-2-592783;1J-2D352774	KT 1237
				CAM	UNTIL CHA-NO.: 1J-2-592782;1J-2D352773	KT 1236
				CAM	UNTIL CHA-NO.: 1J-2-592782;1J-2D352773	KT 1238
				W-P; CAM	FROM CHA-NO.: 1J-2-525001;1J-2-D352774	KT 1237 W4
				W-P; CAM	UNTIL CHA-NO.: 1J-2-525000;1J-2-D352773	KT 1236 W2

BORA Kombi (1J6)

1.4 16V

1390 ccm	55 kW	AHW;AXP;BCA	09.01 - 05.05	ALT	- AC	6 PK 1078
				ALT	+ AC	6 PK 1550
				CAM		ZRK 1001
				CAM	FROM MTR-NO: 160001; MTR-CODE: AHW	KT 1209



VW

BORA Kombi (1J6)

1.4 16V							
1390 ccm	55 kW	AHW;AXP;BCA	09.01 - 05.05	CAM	FROM MTR-NO: 242001; MTR-CODE: AKQ	KT 1209	
				CAM	MTR-CODE: AHW	KT 1464	
				CAM	MTR-CODE: APE;AXP;BCA	KT 1209	
				CAM	UNTIL MTR-NO: 160000; MTR-CODE: AHW	KT 1374	
				CAM	UNTIL MTR-NO: 242000; MTR-CODE: AKQ	KT 1374	
				CAM	FROM MTR-NO: 160001; MTR-CODE: AHW	KT 1209 W1	
				CAM	FROM MTR-NO: 242001; MTR-CODE: AKQ	KT 1209 W1	
				CAM	MTR-CODE: APE;AXP;BCA	KT 1209 W1	
				W-P; CAM	UNTIL MTR-NO: 160000; MTR-CODE: AHW	KT 1374 W1	
				W-P; CAM	UNTIL MTR-NO: 242000; MTR-CODE: AKQ	KT 1374 W1	
1.6							
1595 ccm	74 kW	AEH;AKL;APF	05.99 - 05.05	ALT	- AC	6 PK 1125	
				ALT	+ AC	6 DPK 1195	
				CAM		ZRK 1216	
				CAM		KT 1133	
				W-P; CAM	UNTIL: 04.02	KT 1133 W2	
1.6							
1595 ccm	75 kW	AVU;BFQ	08.00 - 05.05	ALT	- AC	6 PK 1125	
				ALT	+ AC	6 DPK 1195	
				CAM		ZRK 1216	
				CAM		KT 1133	
				W-P; CAM	UNTIL: 04.02	KT 1133 W2	
1.6 16V							
1598 ccm	77 kW	ATN;AUS;AZD;BCB	02.00 - 05.05	ALT	- AC	6 PK 1078	
				ALT	+ AC	6 PK 1550	
				CAM		ZRK 1001	
				CAM		KT 1209	
				CAM	MTR-CODE: ATN	KT 1464	
				W-P; CAM		KT 1209 W2	
1.6 FSI							
1598 ccm	81 kW	BAD	01.02 - 05.05	ALT	- AC	6 PK 1078	
				ALT	+ AC	6 PK 1540	
				CAM		ZRK 1001	
				CAM		KT 1209	
				CAM	MTR-CODE: BAD	KT 1464	
				W-P; CAM		KT 1209 W2	
1.8 4motion							
1781 ccm	92 kW	AGN	05.99 - 05.05	ALT	+ AC	6 DPK 1195	
				CAM		ZRK 1220	
				CAM	FROM CHA-NO.: 1J-Y-850001	KT 1230	
				CAM	FROM CHA-NO.: 1J-Y-850001	KT 1231	
				CAM	UNTIL CHA-NO.: 1J-Y-850000	KT 1296	
				CAM	UNTIL CHA-NO.: 1J-Y-850000	KT 1301	
				W-P; CAM	FROM CHA-NO.: 1J-Y-850-001; OPT	KT 1231 W1	
				W-P; CAM	UNTIL CHA-NO.: 1J-Y-850000; OPT	KT 1296 W1	
				W-P; CAM	UNTIL CHA-NO.: 1J-Y-850000; OPT	KT 1301 W1	
1.8 T							
1781 ccm	110 kW	AGU;ARX;AUM	05.00 - 05.05	ALT	- AC	6 PK 1125	
				ALT	+ AC	6 DPK 1195	
				CAM		ZRK 1220	
				CAM	FROM CHA-NO.: 1J-Y-850001	KT 1230	
				CAM	FROM CHA-NO.: 1J-Y-850001	KT 1231	
				CAM	UNTIL CHA-NO.: 1J-Y-850000	KT 1296	
				CAM	UNTIL CHA-NO.: 1J-Y-850000	KT 1301	
				W-P; CAM	FROM CHA-NO.: 1J-Y-850001; OPT	KT 1231 W1	
				W-P; CAM	UNTIL CHA-NO.: 1J-Y-850000; OPT	KT 1296 W1	
				W-P; CAM	UNTIL CHA-NO.: 1J-Y-850000; OPT	KT 1301 W1	
1.8 T							
1781 ccm	132 kW	AUQ	05.02 - 05.05	ALT	- AC	6 PK 1125	
				ALT	+ AC	6 DPK 1195	
				CAM		ZRK 1220	
				CAM		KT 1230	
				CAM		KT 1231	
				W-P; CAM	OPT	KT 1231 W1	
2.0							
1984 ccm	85 kW	APK;AQY;AZG;AZH;AZJ	05.99 - 05.05	ALT	- AC	6 PK 1125	



VW

BORA Kombi (1J6)

2.0						
1984 ccm	85 kW	APK;AQY;AZG;AZH;AZJ	05.99 - 05.05	ALT CAM CAM W-P; CAM	+ AC	6 DPK 1195 ZRK 1216 KT 1133 KT 1133 W1

2.0 4motion						
1984 ccm	85 kW	AZH;AZJ	04.00 - 05.05	ALT ALT ALT ALT CAM CAM W-P; CAM	FROM: 05.01; MTR-CODE: AZJ; - AC FROM: 05.01; MTR-CODE: AZJ; + AC FROM: 10.00; MTR-CODE: AZH; - AC FROM: 10.00; MTR-CODE: AZH; + AC	6 PK 1125 6 DPK 1195 6 PK 1125 6 DPK 1195 ZRK 1216 KT 1133 KT 1133 W1

2.3 V5						
2324 ccm	110 kW	AGZ	05.99 - 10.00	ALT ALT	- AC + AC	6 PK 1285 6 DPK 1352

2.3 V5 4motion						
2324 ccm	110 kW	AGZ	05.99 - 10.00	ALT ALT	- AC + AC	6 PK 1285 6 DPK 1352

2.3 V5						
2324 ccm	125 kW	AQN	10.00 - 05.05	ALT ALT	- AC + AC	6 PK 1265 6 DPK 1320

2.3 V5 4motion						
2324 ccm	125 kW	AQN	10.00 - 05.05	ALT ALT	- AC + AC	6 PK 1265 6 DPK 1320

2.8 V6 4motion						
2792 ccm	150 kW	AQP;AUE;BDE	05.99 - 05.05	ALT ALT ALT	- AC AWD; + AC FWD; + AC	6 PK 1265 6 DPK 1352 6 DPK 1320

1.9 TDI						
1896 ccm	66 kW	AGR	07.04 - 05.05	CAM CAM CAM CAM CAM CAM CAM CAM	FROM MTR-NO: 500001; MTR-CODE: ALH FROM MTR-NO: 565001; MTR-CODE: AGR UNTIL MTR-NO: 500000; MTR-CODE: ALH UNTIL MTR-NO: 565000; MTR-CODE: AGR FROM MTR-NO: 500001; MTR-CODE: ALH FROM MTR-NO: 565001; MTR-CODE: AGR FROM MTR-NO: 500001; MTR-CODE: ALH FROM MTR-NO: 565001; MTR-CODE: AGR	ZRK 1423 ZRK 1423 ZRK 1305 ZRK 1305 KT 1322 KT 1322 KT 1322 W1 KT 1322 W1

1.9 TDI						
1896 ccm	74 kW	ATD;AXR	09.00 - 05.05	ALT ALT ALT ALT W-P CAM CAM CAM CAM W-P W-P W-P W-P W-P W-P W-P W-P W-P; CAM W-P; CAM	MTR-CODE: ATD; - AC MTR-CODE: ATD; + AC MTR-CODE: ATD;AXR; - AC MTR-CODE: ATD;AXR; + AC MTR-CODE: ATD;AXR FROM CHA-NO.: 1J-2-592783;1J-2D352774; MTR-CODE: ATD UNTIL CHA-NO.: 1J-2-592782;1J-2D352773; MTR-CODE: ATD UNTIL CHA-NO.: 1J-2-592782;1J-2D352773; MTR-CODE: ATD FROM MTR-NO: AXR010001; MTR-CODE: AXR UNTIL MTR-NO: AXR010000; MTR-CODE: AXR UNTIL MTR-NO: AXR010000; MTR-CODE: AXR FROM CHA-NO.: 1J-2-592783;1J-2D352774; MTR-CODE: ATD; UNTIL: 2002 FROM MTR-NO: AXR010001; MTR-CODE: AXR; UNTIL: 2002 MTR-CODE: ATD;AXR; FROM: 2003 UNTIL CHA-NO.: 1J-2-525000;1J-2-D352773; MTR-CODE: ATD UNTIL MTR-NO: 010000; MTR-CODE: AXR	6 PK 1125 6 DPK 1195 6 PK 1125 6 DPK 1195 ZRK 1338 KT 1237 KT 1236 KT 1238 KT 1237 KT 1236 KT 1238 KT 1237 W1 KT 1237 W1 KT 1237 W3 KT 1236 W1 KT 1236 W1

1.9 TDI 4motion						
1896 ccm	74 kW	ATD	09.00 - 05.05	ALT ALT W-P CAM	- AC + AC MTR-CODE: ATD;AXR FROM CHA-NO.: 1J-2-592783;1J-2D352774; MTR-CODE: ATD	6 PK 1125 6 DPK 1195 ZRK 1338 KT 1237


VW
BORA Kombi (1J6)
1.9 TDI 4motion

1896 ccm	74 kW	ATD	09.00 - 05.05	CAM	UNTIL CHA-NO.: 1J-2-592782;1J-2D352773; MTR-CODE: ATD	KT 1236
				CAM	UNTIL CHA-NO.: 1J-2-592782;1J-2D352773; MTR-CODE: ATD	KT 1238
				W-P	FROM MTR-NO: AXR010001; MTR-CODE: AXR	KT 1237
				W-P	UNTIL MTR-NO: AXR010000; MTR-CODE: AXR	KT 1236
				W-P	UNTIL MTR-NO: AXR010000; MTR-CODE: AXR	KT 1238
				W-P	FROM CHA-NO.: 1J-2-592783;1J-2D352774; MTR-CODE: ATD; UNTIL: 2002	KT 1237 W1
				W-P	FROM MTR-NO: AXR010001; MTR-CODE: AXR; UNTIL: 2002	KT 1237 W1
				W-P	MTR-CODE: ATD;AXR; FROM: 2003	KT 1237 W3
				W-P; CAM	UNTIL CHA-NO.: 1J-2-525000;1J-2-D352773; MTR-CODE: ATD	KT 1236 W1
				W-P; CAM	UNTIL MTR-NO: 010000; MTR-CODE: AXR	KT 1236 W1

1.9 TDI

1896 ccm	81 kW	AHF;ASV	05.99 - 06.01	ALT	- AC	6 PK 906
				ALT	+ AC	6 PK 1660
				CAM	FROM MTR-NO: 595001; MTR-CODE: AHF	ZRK 1423
				CAM	MTR-CODE: ASV	ZRK 1423
				CAM	UNTIL MTR-NO: 595000; MTR-CODE: AHF	ZRK 1305
				CAM	FROM MTR-NO: 595001; MTR-CODE: AHF	KT 1322
				CAM	MTR-CODE: ASV	KT 1322
				W-P; CAM	FROM MTR-NO: 595001; MTR-CODE: AHF	KT 1322 W1
				W-P; CAM	MTR-CODE: ASV	KT 1322 W1

1.9 TDI

1896 ccm	85 kW	AJM;AUY	05.99 - 06.01	ALT	+ AC	6 DPK 1195
				ALT	MTR-CODE: AJM; - AC	6 PK 1125
				ALT	MTR-CODE: AUY; - AC	5 PK 1435
				CAM	MTR-CODE: AJM;AUY	ZRK 1338
				CAM	FROM MTR-NO: 185671; MTR-CODE: AJM	KT 1236
				CAM	FROM MTR-NO: 185671; MTR-CODE: AJM	KT 1238
				CAM	MTR-CODE: AUY	KT 1236
				CAM	MTR-CODE: AUY	KT 1238
				CAM	UNTIL MTR-NO: 185670; MTR-CODE: AJM	KT 1235
				CAM	UNTIL MTR-NO: 185670; MTR-CODE: AJM	KT 1248
				W-P; CAM	FROM MTR-NO: 185 671; MTR-CODE: AJM	KT 1236 W1
				W-P; CAM	MTR-CODE: AUY	KT 1236 W1

1.9 TDI 4motion

1896 ccm	85 kW	AJM;AUY	05.99 - 06.01	ALT	+ AC	6 DPK 1195
				ALT	MTR-CODE: AJM; - AC	6 PK 1125
				ALT	MTR-CODE: AUY; - AC	5 PK 1435
				CAM	MTR-CODE: AJM;AUY	ZRK 1338
				CAM	FROM MTR-NO: 185671; MTR-CODE: AJM	KT 1236
				CAM	FROM MTR-NO: 185671; MTR-CODE: AJM	KT 1238
				CAM	MTR-CODE: AUY	KT 1236
				CAM	MTR-CODE: AUY	KT 1238
				CAM	UNTIL MTR-NO: 185670; MTR-CODE: AJM	KT 1235
				CAM	UNTIL MTR-NO: 185670; MTR-CODE: AJM	KT 1248
				W-P; CAM	FROM MTR-NO: 185 671; MTR-CODE: AJM	KT 1236 W1
				W-P; CAM	MTR-CODE: AUY	KT 1236 W1

1.9 TDI

1896 ccm	96 kW	ASZ	11.00 - 05.05	ALT	- AC	6 PK 1125
				ALT	+ AC	6 DPK 1195
				CAM		ZRK 1338
				CAM	FROM: 01.03	KT 1237
				CAM	UNTIL: 12.02	KT 1236
				CAM	UNTIL: 12.02	KT 1238
				W-P; CAM	FROM: 01.03	KT 1237 W3
				W-P; CAM	UNTIL CHA-NO.: 1J-2-525000;1J-2-D352773	KT 1236 W1

1.9 TDI 4motion

1896 ccm	96 kW	ASZ	11.00 - 05.05	ALT	FROM: 04.01; - AC	6 PK 1125
				ALT	FROM: 04.01; + AC	6 DPK 1195
				CAM		ZRK 1338
				CAM	FROM: 01.03	KT 1237
				CAM	UNTIL: 12.02	KT 1236
				CAM	UNTIL: 12.02	KT 1238



VW

BORA Kombi (1J6)

1.9 TDI 4motion

1896 ccm	96 kW	ASZ	11.00 - 05.05	W-P; CAM W-P; CAM	FROM: 01.03 UNTIL CHA-NO.: 1J-2-525000;1J-2-D352773	KT 1237 W3 KT 1236 W1
----------	-------	-----	---------------	----------------------	--	--------------------------

1.9 TDI

1896 ccm	110 kW	ARL	05.01 - 05.05	ALT ALT CAM CAM CAM CAM W-P; CAM W-P; CAM	- AC + AC FROM CHA-NO.: 1J-2-592783;1J-2D352774 UNTIL CHA-NO.: 1J-2-592782;1J-2D352773 UNTIL CHA-NO.: 1J-2-592782;1J-2D352773 FROM CHA-NO.: 1J-2-525001;1J-2-D352774 UNTIL CHA-NO.: 1J-2-525000;1J-2-D352773	6 PK 1125 6 DPK 1195 ZRK 1338 KT 1237 KT 1236 KT 1238 KT 1237 W4 KT 1236 W2
----------	--------	-----	---------------	--	--	--

1.9 TDI 4motion

1896 ccm	110 kW	ARL	05.01 - 05.05	ALT ALT CAM CAM CAM CAM W-P; CAM W-P; CAM	- AC + AC FROM CHA-NO.: 1J-2-592783;1J-2D352774 UNTIL CHA-NO.: 1J-2-592782;1J-2D352773 UNTIL CHA-NO.: 1J-2-592782;1J-2D352773 FROM CHA-NO.: 1J-2-525001;1J-2-D352774 UNTIL CHA-NO.: 1J-2-525000;1J-2-D352773	6 PK 1125 6 DPK 1195 ZRK 1338 KT 1237 KT 1236 KT 1238 KT 1237 W4 KT 1236 W2
----------	--------	-----	---------------	--	--	--

CADDY II Kombi (9K9B)

1.4

1390 ccm	44 kW	AEX;AKV;APQ;AUD	11.95 - 01.04	ALT ALT ALT CAM CAM CAM CAM W-P; CAM W-P; CAM	- AC; - PS + AC + PS; - AC MTR-CODE: AEX;AKV;APQ MTR-CODE: AUD MTR-CODE: AEX, AKV, APQ MTR-CODE: AEX;AKV;APQ MTR-CODE: AUD	6 PK 750 6 PK 1185 6 PK 1070 ZRK 1288 KT 1034 KT 1285 KT 1034 W1 KT 1034 W2 KT 1285 W1
----------	-------	-----------------	---------------	---	---	--

1.4 16V

1390 ccm	55 kW	AUA	08.00 - 01.04	ALT ALT CAM CAM CAM CAM	- AC + AC MTR-CODE: AUA	6 PK 1070 6 PK 1185 ZRK 1001 KT 1209 KT 1464 KT 1209 W1
----------	-------	-----	---------------	--	-----------------------------------	--

1.6

1595 ccm	55 kW	1F	11.95 - 05.97	ALT ALT AUX-FAN CAM CAM	- AC + AC + EXT-COOL	6 PK 894 6 PK 1153 2 PJ 860 ZRK 1056 KT 1001
----------	-------	----	---------------	-------------------------------------	----------------------------	--

1.6

1598 ccm	55 kW	AEE	06.97 - 09.00	ALT ALT ALT CAM CAM CAM W-P; CAM	- AC; - PS + AC; + PS + PS; - AC MTR-CODE: AEE;ALM MTR-CODE: AEE;ALM MTR-CODE: AEE, ALM	6 PK 750 6 PK 1185 6 PK 1070 ZRK 1289 KT 1032 KT 1032 W1 KT 1032 W2
----------	-------	-----	---------------	--	--	---

1.7 SDI

1716 ccm	42 kW	AHB	07.96 - 09.00	ALT ALT AUX-FAN CAM CAM	- AC + AC + EXT-COOL	6 PK 1045 6 PK 1145 2 PJ 860 ZRK 1304 KT 1087
----------	-------	-----	---------------	-------------------------------------	----------------------------	---

1.9 D

1896 ccm	47 kW	1Y	11.95 - 01.04	ALT ALT AUX-FAN CAM CAM CAM	MTR-CODE: 1Y;AEY; + AC UNTIL: 06.03; - AC MTR-CODE: 1Y;AEY; + EXT-COOL FROM MTR-NO: 705903 UNTIL MTR-NO: 705902	6 PK 1145 6 PK 925 2 PJ 860 ZRK 1290 KT 1021 KT 1004
----------	-------	----	---------------	--	---	---


VW
CADDY II Kombi (9K9B)

1.9 SDI						
1896 ccm	47 kW	AEY;AYQ	11.95 - 01.04	ALT	FROM: 09.00; MTR-CODE: AYQ; - AC	6 PK 906
				ALT	FROM: 09.00; MTR-CODE: AYQ; + AC	6 PK 1660
				ALT	MTR-CODE: 1Y;AEY;1Y;AEY;AYQ; + AC	6 PK 1145
				ALT	MTR-CODE: 1Y;AEY;AYQ;AEY; - AC	6 PK 1045
				ALT	MTR-CODE: 1Y;AEY;AYQ;AYQ; - AC	6 PK 906
				ALT	MTR-CODE: 1Y;AEY;AYQ;AYQ; + AC	6 PK 1660
				ALT	UNTIL: 06.03; MTR-CODE: 1Y;1Y;AEY;AYQ; - AC	6 PK 925
				AUX-FAN	MTR-CODE: 1Y;AEY;1Y;AEY;AYQ; + EXT-COOL	2 PJ 860
				CAM	FROM: 11.00; FROM MTR-NO: 005518; MTR-CODE: AYQ	ZRK 1423
				CAM	MTR-CODE: AEY	ZRK 1304
				CAM	UNTIL: 10.00; UNTIL MTR-NO: 005517; MTR-CODE: AYQ	ZRK 1305
				CAM	FROM: 11.00; FROM MTR-NO: 005518; MTR-CODE: AYQ	KT 1322
				CAM	MTR-CODE: AEY	KT 1087
				CAM	FROM: 11.00; FROM MTR-NO: 005518; MTR-CODE: AYQ	KT 1322 W1

1.9 TDI						
1896 ccm	66 kW	AHU;ALE;ALH	10.96 - 01.04	ALT	FROM: 09.00; MTR-CODE: ALH; - AC	6 PK 906
				ALT	FROM: 09.00; MTR-CODE: ALH; + AC	6 PK 1660
				ALT	MTR-CODE: 1Z;AHU;ALE;ALH;AHU;ALE;1Z; - AC	6 PK 1045
				ALT	MTR-CODE: 1Z;AHU;ALE;ALH;AHU;ALE;1Z; + AC	6 PK 1145
				ALT	MTR-CODE: 1Z;AHU;ALE;ALH;ALH; - AC	6 PK 906
				ALT	MTR-CODE: 1Z;AHU;ALE;ALH;ALH; + AC	6 PK 1660
				AUX-FAN	MTR-CODE: 1Z;AHU;ALE;ALH;AHU;ALE;1Z; + EXT-COOL	2 PJ 860
				CAM	FROM MTR-NO: 500001; MTR-CODE: ALH	ZRK 1423
				CAM	MTR-CODE: AHU;ALE	ZRK 1290
				CAM	UNTIL MTR-NO: 500000; MTR-CODE: ALH	ZRK 1305
				CAM	FROM: 10.01; FROM MTR-NO: 500001; MTR-CODE: ALH	KT 1322
				CAM	MTR-CODE: AHU;ALE	KT 1358
				CAM	FROM: 10.01; FROM MTR-NO: 500001; MTR-CODE: ALH	KT 1322 W1

CADDY II Kasten (9K9A)

60 1.4						
1390 ccm	44 kW	AEX;APQ;AUD	11.95 - 01.04	ALT	- AC; - PS	6 PK 750
				ALT	+ AC	6 PK 1185
				ALT	+ PS; - AC	6 PK 1070
				CAM		ZRK 1288
				CAM	MTR-CODE: AEX;AKV;APQ	KT 1034
				CAM	MTR-CODE: AUD	KT 1285
				CAM	MTR-CODE: APQ, AEX	KT 1034 W1
				W-P; CAM	MTR-CODE: AEX;AKV;APQ	KT 1034 W2
				W-P; CAM	MTR-CODE: AUD	KT 1285 W1

1.4						
1390 ccm	55 kW	AUA	08.00 - 01.04	ALT	- AC	6 PK 1070
				ALT	+ AC	6 PK 1185
				CAM		ZRK 1001
				CAM		KT 1209
				CAM	MTR-CODE: AUA	KT 1464
				CAM		KT 1209 W1

75 1.6						
1595 ccm	55 kW	1F	11.95 - 05.97	ALT	- AC	6 PK 894
				ALT	+ AC	6 PK 1153
				AUX-FAN	+ EXT-COOL	2 PJ 860
				CAM		ZRK 1056
				CAM		KT 1001

75 1.6						
1598 ccm	55 kW	AEE	11.95 - 09.00	PS		AVX 11,5 x 685
				PS; TENS-PUL		AVX 11,5 x 755
				ALT	FROM: 06.97; - AC; - PS	6 PK 750
				ALT	FROM: 06.97; + AC; + PS	6 PK 1185
				ALT	FROM: 06.97; + PS; - AC	6 PK 1070
				CAM	MTR-CODE: AEE;ALM	ZRK 1289
				CAM	MTR-CODE: AEE;ALM	KT 1032



VW

CADDY II Kasten (9K9A)

75 1.6

1598 ccm 55 kW AEE 11.95 - 09.00 W-P; CAM **KT 1032 W2**

1.7 SDI

1716 ccm 42 kW AHB 07.96 - 09.00 ALT - AC **6 PK 1045**
ALT + AC **6 PK 1145**
AUX-FAN + EXT-COOL **2 PJ 860**
CAM **ZRK 1304**
CAM **KT 1087**

1.9 D

1896 ccm 47 kW 1Y 11.95 - 01.04 ALT MTR-CODE: 1Y;AEY; + AC **6 PK 1145**
ALT UNTIL: 06.03; - AC **6 PK 925**
AUX-FAN MTR-CODE: 1Y;AEY; + EXT-COOL **2 PJ 860**
CAM **ZRK 1290**
CAM FROM MTR-NO: 705903 **KT 1021**
CAM UNTIL MTR-NO: 705902 **KT 1004**

1.9 SDI

1896 ccm 47 kW AEY;AYQ 11.95 - 01.04 PS **AVX 11,5 x 730**
PS + AC **AVX 11,5 x 790**
ALT FROM: 09.00; MTR-CODE: AYQ; - AC **6 PK 906**
ALT FROM: 09.00; MTR-CODE: AYQ; + AC **6 PK 1660**
ALT MTR-CODE: 1Y;AEY;1Y;AEY;AYQ; + AC **6 PK 1145**
ALT MTR-CODE: 1Y;AEY;AYQ;AEY; - AC **6 PK 1045**
ALT MTR-CODE: 1Y;AEY;AYQ;AYQ; - AC **6 PK 906**
ALT MTR-CODE: 1Y;AEY;AYQ;AYQ; + AC **6 PK 1660**
ALT UNTIL: 06.03; MTR-CODE: 1Y;1Y;AEY;AYQ; - AC **6 PK 925**
AUX-FAN MTR-CODE: 1Y;AEY;1Y;AEY;AYQ; + EXT-COOL **2 PJ 860**
CAM FROM: 11.00; FROM MTR-NO: 005518; MTR-CODE: AYQ **ZRK 1423**
CAM MTR-CODE: AEY **ZRK 1304**
CAM UNTIL: 10.00; UNTIL MTR-NO: 005517; MTR-CODE: AYQ **ZRK 1305**
CAM FROM: 11.00; FROM MTR-NO: 005518; MTR-CODE: AYQ **KT 1322**
CAM MTR-CODE: AEY **KT 1087**
CAM FROM: 11.00; FROM MTR-NO: 005518; MTR-CODE: AYQ **KT 1322 W1**

1.9 TDI

1896 ccm 66 kW 1Z;AHU;ALH 09.96 - 01.04 PS **AVX 11,5 x 730**
PS + AC **AVX 11,5 x 790**
ALT FROM: 09.00; MTR-CODE: ALH; - AC **6 PK 906**
ALT FROM: 09.00; MTR-CODE: ALH; + AC **6 PK 1660**
ALT MTR-CODE: 1Z;AHU;ALE;ALH;AHU;ALE;1Z; - AC **6 PK 1045**
ALT MTR-CODE: 1Z;AHU;ALE;ALH;AHU;ALE;1Z; + AC **6 PK 1145**
ALT MTR-CODE: 1Z;AHU;ALE;ALH;ALH; - AC **6 PK 906**
ALT MTR-CODE: 1Z;AHU;ALE;ALH;ALH; + AC **6 PK 1660**
AUX-FAN MTR-CODE: 1Z;AHU;ALE;ALH;AHU;ALE;1Z; + EXT-COOL **2 PJ 860**
CAM FROM MTR-NO: 500001; MTR-CODE: ALH **ZRK 1423**
CAM MTR-CODE: 1Z;AHU **ZRK 1290**
CAM UNTIL MTR-NO: 500000; MTR-CODE: ALH **ZRK 1305**
CAM MTR-CODE: 1Z;AHU **KT 1358**
W-P FROM: 10.01; FROM MTR-NO: 500001; MTR-CODE: ALH **KT 1322**
W-P FROM: 10.01; FROM MTR-NO: 500001; MTR-CODE: ALH **KT 1322 W1**

CADDY II Pick-up (9U7)

1.6

1598 ccm 55 kW AEE 06.96 - 12.00 PS - AC **AVX 11,9 x 690**
PS + AC **AVX 11,5 x 755**
ALT - AC; - PS **6 PK 750**
ALT + AC; - PS **6 PK 1078**
ALT + AC; + PS **6 PK 1125**
ALT + PS; - AC **6 PK 1070**
CAM MTR-CODE: AEE;ALM **ZRK 1289**
CAM MTR-CODE: AEE;ALM **KT 1032**
CAM MTR-CODE: AEE, ALM **KT 1032 W1**
W-P; CAM **KT 1032 W2**



VW

CADDY II Pick-up (9U7)

1.9 D						
1896 ccm	47 kW	AEF	06.96 - 12.00	PS	- AC	AVX 11,5 x 730
				PS	+ AC	AVX 11,5 x 790
				ALT		5 PK 1219
				CAM		ZRK 1339
				CAM		KT 1326

CADDY III Kombi (2KB, 2KJ, 2CB, 2CJ)

1.4						
1390 ccm	55 kW	BCA	03.04 -	ALT	- AC	6 PK 737
				ALT	+ AC	6 PK 1100
				CAM		ZRK 1001
				CAM	MTR-CODE: BCA	KT 1464
				CAM	UNTIL CHA-NO.: 2K-6-150000	KT 1209
				CAM	MTR-CODE: BCA; FROM CHA-NO.: 2K-7-000 001	KT 1445 W1
				CAM	UNTIL CHA-NO.: 2K-6-150000	KT 1209 W1

1.4 16V						
1390 ccm	59 kW	BUD	05.06 -	ALT	- AC	6 PK 737
				ALT	+ AC	6 PK 1100
				CAM		ZRK 1001
				CAM	MTR-CODE: BUD	KT 1464
				CAM	MTR-CODE: BUD	KT 1445 W1

1.6						
1595 ccm	74 kW	BRY	03.05 -	CAM		ZRK 1216
				CAM		KT 1133

1.6						
1595 ccm	75 kW	BGU;BSE;BSF	04.04 -	ALT	FROM: 11.07; MTR-CODE: BSE;BSF; - AC; - PS	6 PK 900
				ALT	FROM: 11.07; MTR-CODE: BSE;BSF; + AC; - PS	6 PK 1045
				ALT	FROM: 11.07; MTR-CODE: BSE;BSF; + AC; + PS	6 DPK 1195
				ALT	FROM: 11.07; MTR-CODE: BSE;BSF; + PS; - AC	6 PK 1125
				ALT	MTR-CODE: BGU;BSE;BSF; - AC; - PS	6 PK 900
				ALT	MTR-CODE: BGU;BSE;BSF; + AC; - PS	6 PK 1045
				ALT	UNTIL: 08.10; MTR-CODE: BGU;BSE;BSF; + AC; + PS	6 DPK 1195
				ALT	UNTIL: 08.10; MTR-CODE: BGU;BSE;BSF; + PS; - AC	6 PK 1125
				CAM		ZRK 1216
				CAM		KT 1133

2.0 EcoFuel						
1984 ccm	80 kW	BSX	04.06 -	ALT	- AC	6 PK 900
				ALT	+ AC	6 PK 1045
				CAM		ZRK 1216
				CAM		KT 1133

1.6 TDI						
1598 ccm	55 kW	CAYE	08.10 -	CAM		ZRK 1572

1.6 TDI						
1598 ccm	75 kW	CAYD	08.10 -	CAM		ZRK 1572

1.9 TDI						
1896 ccm	55 kW	BSU	09.05 -	ALT	- AC; - PS	6 PK 950
				ALT	+ AC; - PS	6 PK 1055
				ALT	+ AC; + PS	6 DPK 1215
				ALT	+ PS; - AC	6 PK 1138
				W-P; CAM		ZRK 1338
				W-P; CAM		KT 1237
				W-P; CAM		KT 1237 W2

1.9 TDI						
1896 ccm	77 kW	BJB;BLS	04.04 -	ALT	MTR-CODE: BJB;BLS; - AC; - PS	6 PK 950
				ALT	MTR-CODE: BJB;BLS; + AC; - PS	6 PK 1055
				ALT	UNTIL: 08.10; MTR-CODE: BJB;BLS; + AC; + PS	6 DPK 1215
				ALT	UNTIL: 08.10; MTR-CODE: BJB;BLS; + PS; - AC	6 PK 1138
				W-P; CAM		ZRK 1338
				W-P; CAM		KT 1237
				W-P; CAM		KT 1237 W2

1.9 TDI 4motion						
1896 ccm	77 kW	BLS	05.08 -	ALT	FROM: 11.08; - AC; - PS	6 PK 950
				ALT	FROM: 11.08; + AC; - PS	6 PK 1055
				ALT	FROM: 11.08; UNTIL: 08.10; + AC; + PS	6 DPK 1215



VW

CADDY III Kombi (2KB, 2KJ, 2CB, 2CJ)

1.9 TDI 4motion

1896 ccm	77 kW	BLS	05.08 -	ALT	FROM: 11.08; UNTIL: 08.10; + PS; - AC	6 PK 1138
				W-P; CAM		ZRK 1338
				W-P; CAM		KT 1237
				W-P; CAM		KT 1237 W2

2.0 SDI

1968 ccm	51 kW	BDJ;BST	03.04 -	ALT	+ AC; + PS	6 DPK 1215
				ALT	+ AC; + SERTRON-STEER	6 PK 1055
				ALT	+ PS; - AC	6 PK 1138
				ALT	+ SERTRON-STEER; - AC	6 PK 950
				W-P; CAM		ZRK 1338
				W-P; CAM		KT 1237
				W-P; CAM		KT 1237 W2

2.0 TDI 4motion

1968 ccm	81 kW	CFHF	08.10 -	CAM		ZRK 1572
----------	-------	------	---------	-----	--	----------

2.0 TDI

1968 ccm	103 kW	BMM	09.07 -	ALT	+ AC	6 PK 1055
				ALT	+ AC; + PS	6 DPK 1215
				ALT	+ AC; + SERTRON-STEER	6 PK 1055
				ALT	+ PS; - AC	6 PK 1138
				ALT	+ SERTRON-STEER; - AC	6 PK 950
				ALT	FROM CHA-NO.: 2K-6-048670; - AC	6 PK 1138
				ALT	UNTIL CHA-NO.: 2K-6-048669; - AC	6 PK 950
				W-P; CAM		ZRK 1338
				W-P; CAM		KT 1237
				W-P; CAM		KT 1237 W2

2.0 TDI 16V

1968 ccm	103 kW	CFHC	11.10 -	CAM		ZRK 1572
----------	--------	------	---------	-----	--	----------

2.0 TDI

1968 ccm	125 kW	CFJA	05.12 -	CAM	MTR-CODE: CFJA	ZRK 1572
----------	--------	------	---------	-----	----------------	----------

CADDY III Kasten (2KA, 2KH, 2CA, 2CH)

1.4

1390 ccm	55 kW	BCA	03.04 -	ALT	- AC	6 PK 737
				ALT	+ AC	6 PK 1100
				CAM		ZRK 1001
				CAM	UNTIL CHA-NO.: 2K-6-150000	KT 1209
				CAM	FROM CHA-NO.: 2K-7-000001	KT 1445 W1
				CAM	UNTIL CHA-NO.: 2K-6-150000	KT 1209 W1

1.4 16V

1390 ccm	59 kW	BUD	05.06 -	ALT	- AC	6 PK 737
				ALT	+ AC	6 PK 1100
				CAM		ZRK 1001
				CAM	MTR-CODE: BUD	KT 1464
				CAM	MTR-CODE: BUD	KT 1445 W1

1.6

1595 ccm	75 kW	BGU;BSE;BSF	04.04 -	ALT	FROM: 11.07; MTR-CODE: BSE;BSF; - AC; - PS	6 PK 900
				ALT	FROM: 11.07; MTR-CODE: BSE;BSF; + AC; - PS	6 PK 1045
				ALT	FROM: 11.07; MTR-CODE: BSE;BSF; + AC; + PS	6 DPK 1195
				ALT	FROM: 11.07; MTR-CODE: BSE;BSF; + PS; - AC	6 PK 1125
				ALT	MTR-CODE: BGU;BSE;BSF; - AC; - PS	6 PK 900
				ALT	MTR-CODE: BGU;BSE;BSF; + AC; - PS	6 PK 1045
				ALT	UNTIL: 08.10; MTR-CODE: BGU;BSE;BSF; + AC; + PS	6 DPK 1195
				ALT	UNTIL: 08.10; MTR-CODE: BGU;BSE;BSF; + PS; - AC	6 PK 1125
				CAM		ZRK 1216
				CAM		KT 1133

2.0 EcoFuel

1984 ccm	80 kW	BSX	04.06 -	ALT	- AC	6 PK 900
				ALT	+ AC	6 PK 1045
				W-P; CAM		ZRK 1216
				W-P; CAM		KT 1133

1.6 TDI

1598 ccm	55 kW	CAYE	08.10 -	CAM		ZRK 1572
----------	-------	------	---------	-----	--	----------

1.6 TDI

1598 ccm	75 kW	CAYD	08.10 -	CAM		ZRK 1572
----------	-------	------	---------	-----	--	----------



VW

CADDY III Kasten (2KA, 2KH, 2CA, 2CH)

1.9 TDI						
1896 ccm	55 kW	BSU	09.05 -	ALT	- AC; - PS	6 PK 950
				ALT	+ AC; - PS	6 PK 1055
				ALT	+ AC; + PS	6 DPK 1215
				ALT	+ PS; - AC	6 PK 1138
				W-P; CAM		ZRK 1338
				W-P; CAM		KT 1237
				W-P; CAM		KT 1237 W2
1.9 TDI						
1896 ccm	77 kW	BJB;BLS	04.04 -	ALT	MTR-CODE: BJB;BLS; - AC; - PS	6 PK 950
				ALT	MTR-CODE: BJB;BLS; + AC; - PS	6 PK 1055
				ALT	UNTIL: 08.10; MTR-CODE: BJB;BLS; + AC; + PS	6 DPK 1215
				ALT	UNTIL: 08.10; MTR-CODE: BJB;BLS; + PS; - AC	6 PK 1138
				W-P; CAM		ZRK 1338
				W-P; CAM		KT 1237
				W-P; CAM		KT 1237 W2
2.0 SDI						
1968 ccm	51 kW	BDJ;BST	03.04 -	ALT	+ AC; + PS	6 DPK 1215
				ALT	+ AC; + SERTRON-STEER	6 PK 1055
				ALT	+ PS; - AC	6 PK 1138
				ALT	+ SERTRON-STEER; - AC	6 PK 950
				W-P; CAM		ZRK 1338
				W-P; CAM		KT 1237
				W-P; CAM		KT 1237 W2
2.0 TDI 4motion						
1968 ccm	81 kW	CFHF	08.10 -	CAM		ZRK 1572
2.0 TDI						
1968 ccm	103 kW	BMM	09.07 -	ALT	+ AC	6 PK 1055
				ALT	+ AC; + PS	6 DPK 1215
				ALT	+ AC; + SERTRON-STEER	6 PK 1055
				ALT	+ PS; - AC	6 PK 1138
				ALT	+ SERTRON-STEER; - AC	6 PK 950
				ALT	FROM CHA-NO.: 2K-6-048670; - AC	6 PK 1138
				ALT	UNTIL CHA-NO.: 2K-6-048669; - AC	6 PK 950
				W-P; CAM		ZRK 1338
				W-P; CAM		KT 1237
				W-P; CAM		KT 1237 W2
2.0 TDI 16V						
1968 ccm	103 kW	CFHC	11.10 -	CAM		ZRK 1572
2.0 TDI						
1968 ccm	125 kW	CFJA	05.12 -	CAM	MTR-CODE: CFJA	ZRK 1572
CORRADO (53I)						
1.8 16V						
1781 ccm	100 kW	KR	04.89 - 07.92	ALT		AVX 10 x 950
				ALT	+ AC	AVX 10 x 625
				PS	FROM CHA-NO.: 50M005060	AVX 10 x 625
				PS	UNTIL CHA-NO.: 50M005059	AVX 10 x 730
				CAM		ZRK 1232
				CAM		KT 1020
1.8 G60						
1781 ccm	118 kW	PG	09.88 - 09.93	PS	- AC	AVX 10 x 660
				PS	+ AC	AVX 10 x 735
				ALT	- AC	6 PK 1655
				ALT	+ AC	6 PK 1751
				CAM		ZRK 1056
				CAM		KT 1001
2.0 i						
1984 ccm	85 kW	2E;ADY	04.93 - 12.95	PS	- AC	AVX 11,5 x 685
				PS	+ AC	AVX 11,5 x 755
				ALT	- AC; AU	6 PK 975
				ALT	- AC; MAN	6 PK 894
				ALT	+ AC	6 PK 1153
				CAM		ZRK 1315
				CAM		KT 1258
2.0 i 16V						
1984 ccm	100 kW	9A	08.91 - 12.95	ALT		AVX 10 x 950



VW

CORRADO (53I)

2.0 i 16V

1984 ccm	100 kW	9A	08.91 - 12.95	ALT	+ AC; + PS	AVX 10 x 630
				ALT	+ PS; - AC	AVX 10 x 864
				PS		AVX 10 x 730
				CAM		ZRK 1232
				CAM	FROM MTR-NO: 131262	KT 1382
				CAM	UNTIL MTR-NO: 131261	KT 1020

2.9 VR6

2861 ccm	140 kW	ABV	08.91 - 12.95	ALT	- AC	7 PK 1290
				ALT	+ AC	7 DPK 1360
				AUX-FAN		2 PJ 860

EOS (1F7, 1F8)

1.4 TSI

1390 ccm	90 kW	CAXA	11.07 -	ALT	- AC	6 PK 1090
				ALT	+ AC	6 PK 1735

1.4 TSI

1390 ccm	118 kW	CAVD;CTHD	05.08 -	AIR-C		5 PK 491
				ALT	- AC	6 PK 1600
				ALT	+ AC	6 PK 1700

1.6 FSI

1598 ccm	85 kW	BLF	06.06 -	ALT	- AC	6 PK 1090
				ALT	+ AC	6 PK 1735

2.0 FSI

1984 ccm	110 kW	BVY;BVZ	03.06 -	ALT	- AC	6 PK 900
				ALT	+ AC	6 PK 1045
				CAM		ZRK 1443
				CAM		KT 1432

2.0 TFSI

1984 ccm	147 kW	BPY;BWA;CAWB;CBFA;CCTA;C CZA	03.06 -	ALT	MTR-CODE: BPY;BWA	6 PK 1055
				ALT	MTR-CODE: CAWB;CCTA;CCZA	6 PK 1115
				CAM	MTR-CODE: BPY;BWA	ZRK 1443
				W-P	MTR-CODE: CBFA;CAWB;CCZA;CCTA	ZRK 1585
				CAM	MTR-CODE: BPY;BWA	KT 1432
				W-P; CAM	MTR-CODE: BWA;BPY	KT 1432 W1

2.0 TSI

1984 ccm	155 kW	CCZB	11.09 -	ALT		6 PK 1115
				W-P	MTR-CODE: CCZB	ZRK 1585

3.2 V6

3189 ccm	184 kW	BUB;CBRA	06.06 -	ALT	FROM CHA-NO.: 1F-7-022287	6 PK 1610
				ALT	UNTIL CHA-NO.: 1F-7-022286	6 PK 1625

3.6 V6

3597 ccm	191 kW	CDVA	05.09 -	ALT		6 PK 1610
----------	--------	------	---------	-----	--	-----------

2.0 TDI

1968 ccm	103 kW	BMM	06.06 -	ALT		6 PK 1055
				W-P; CAM		ZRK 1338
				W-P; CAM		KT 1237
				W-P; CAM		KT 1237 W3

2.0 TDI 16V

1968 ccm	103 kW	CBAB;CFFB	05.08 -	ALT	- AC	6 EPK 842
				ALT	+ AC	6 PK 1070
				CAM	MTR-CODE: CFFA;CFFB	ZRK 1572
				CAM	MTR-CODE: CBAB/F	KT 1420 W1
				CAM; W-P	MTR-CODE: CBAA;CBAB	KT 1420 W2

FOX (5Z1, 5Z3)

1.2

1198 ccm	40 kW	BMD;CHFB	04.05 -	ALT	- AC	6 PK 1450
				ALT	+ AC	6 PK 1870

1.4

1390 ccm	55 kW	BKR	04.05 -	ALT	- AC	6 PK 760
				ALT	+ AC	6 PK 1078
				W-P; CAM		ZRK 1288
				W-P	UNTIL CHA-NO.: 5Z-70040000;5Z-74068000	KT 1285
				CAM		KT 1398 W2



VW

FOX (5Z1, 5Z3)

1.6 Total Flex

1598 ccm 74 kW BJA;BPA;CCRA 10.03 - CAM ZRK 1288

1.4 TDI

1422 ccm 51 kW BNM 04.05 - ALT - AC 6 PK 858
ALT + AC 6 PK 995
CAM ZRK 1338
CAM KT 1237
W-P; CAM KT 1237 W2

GOLF III (1H1)

1.3

1272 ccm 40 kW 2G 08.91 - 07.92 CAM ZRK 1012
CAM KT 3000 W1

1.4

1390 ccm 40 kW ABD;AEX 11.91 - 08.97 PS + AC AVX 11,5 x 755
ALT - AC; - PS 6 PK 737
ALT + AC; + PS 6 PK 1153
ALT FROM CHA-NO.: 1H-S-120001; + PS; - AC 6 PK 1070
ALT UNTIL CHA-NO.: 1H-S-120000; + PS; - AC 6 PK 1100
CAM MTR-CODE: ABD ZRK 1012
CAM MTR-CODE: AEX ZRK 1288
CAM MTR-CODE: AEX KT 1034
CAM MTR-CODE: AEX KT 1034 W1
W-P; CAM MTR-CODE: ABD KT 3000 W1
W-P; CAM MTR-CODE: AEX;APQ KT 1034 W2

1.4

1390 ccm 44 kW ABD;AEX 10.91 - 08.97 PS + AC AVX 11,5 x 755
ALT FROM CHA-NO.: 1H-S-120001; MTR-CODE: ABD; + PS; - AC 6 PK 1070
ALT MTR-CODE: ABD; - AC; - PS 6 PK 737
ALT MTR-CODE: ABD; + AC; + PS 6 PK 1153
ALT MTR-CODE: AEX; - PS 6 PK 750
ALT MTR-CODE: AEX; + PS 6 PK 1070
ALT UNTIL CHA-NO.: 1H-S-120000; MTR-CODE: ABD; + PS; - AC 6 PK 1100
CAM FROM: 07.95; MTR-CODE: AEX ZRK 1288
CAM UNTIL: 07.95; MTR-CODE: ABD ZRK 1012
CAM MTR-CODE: AEX KT 1034
CAM MTR-CODE: AEX KT 1034 W1
W-P; CAM MTR-CODE: AEX;APQ KT 1034 W2
W-P; CAM UNTIL: 07.95; MTR-CODE: ABD KT 3000 W1

1.6

1598 ccm 55 kW ABU;AEA;AEE 09.92 - 08.97 PS + AC AVX 11,5 x 755
ALT MTR-CODE: ABU; - PS 6 PK 737
ALT MTR-CODE: ABU; + PS 6 PK 1100
ALT MTR-CODE: ABU;AEA;AEE; - AC; - PS 6 PK 737
ALT MTR-CODE: ABU;AEA;AEE; + PS; - AC 6 PK 1100
ALT MTR-CODE: ABU;AEA;AEE;AEA;AEE; + AC 6 PK 1153
ALT MTR-CODE: ABU;AEA;AEE;AEE; - AC; - PS 6 PK 750
ALT MTR-CODE: ABU;AEA;AEE;AEE; + PS; - AC 6 PK 1070
CAM FROM: 01.95; MTR-CODE: AEA;AEE ZRK 1289
CAM UNTIL: 12.94; MTR-CODE: ABU ZRK 1215
CAM FROM: 01.95; MTR-CODE: AEA;AEE KT 1032
CAM MTR-CODE: AEA, AEE; FROM: 01.95 KT 1032 W1
W-P; CAM MTR-CODE: AEA;AEE KT 1032 W2

1.6

1595 ccm 74 kW AEK;AFT;AKS 07.95 - 08.97 PS AVX 11,5 x 685
PS + AC AVX 11,5 x 755
ALT - AC; MAN 6 PK 894
ALT + AC 6 PK 1153
ALT FROM: 12.95; - AC; AU 6 PK 1035
ALT UNTIL: 12.95; - AC; AU 6 PK 975
CAM ZRK 1237
CAM KT 1288

1.8

1781 ccm 55 kW AAM 11.91 - 08.97 PS - AC AVX 11,5 x 685
PS + AC AVX 11,5 x 755
ALT - AC; MAN 6 PK 894



VW

GOLF III (1H1)

1.8						
1781 ccm	55 kW	AAM	11.91 - 08.97	ALT	+ AC	6 PK 1153
				ALT	FROM: 12.95; - AC; AU	6 PK 1035
				ALT	UNTIL: 12.95; - AC; AU	6 PK 975
				AUX-FAN	+ AC	2 PJ 800
				AUX-FAN	+ POLICE; + POST; + TAXI	2 PJ 860
				CAM	FROM: 08.94	ZRK 1237
				CAM	UNTIL: 07.94	ZRK 1056
				CAM	FROM: 08.94	KT 1288
				CAM	UNTIL: 07.94	KT 1001
1.8						
1781 ccm	66 kW	ABS;ACC;ADZ	11.91 - 08.97	PS	- AC	AVX 11,5 x 685
				PS	+ AC	AVX 11,5 x 755
				ALT	- AC; MAN	6 PK 894
				ALT	+ AC	6 PK 1153
				ALT	FROM: 12.95; - AC; AU	6 PK 1035
				ALT	UNTIL: 12.95; - AC; AU	6 PK 975
				AUX-FAN	+ AC	2 PJ 800
				AUX-FAN	+ POLICE; + POST; + TAXI	2 PJ 860
				CAM	FROM: 1995	ZRK 1237
				CAM	UNTIL: 1994	ZRK 1056
				CAM	FROM: 1995	KT 1288
				CAM	UNTIL: 1994	KT 1001
1.8 Syncro (1HX1)						
1781 ccm	66 kW	ABS;ADZ	01.93 - 08.97	PS	- AC	AVX 11,5 x 685
				PS	+ AC	AVX 11,5 x 755
				ALT	- AC; MAN	6 PK 894
				ALT	+ AC	6 PK 1153
				ALT	FROM: 12.95; - AC; AU	6 PK 1035
				ALT	UNTIL: 12.95; - AC; AU	6 PK 975
				AUX-FAN	+ AC	2 PJ 800
				AUX-FAN	+ POLICE; + POST; + TAXI	2 PJ 860
				CAM	FROM: 1995	ZRK 1237
				CAM	UNTIL: 1994	ZRK 1056
				CAM	FROM: 1995	KT 1288
				CAM	UNTIL: 1994	KT 1001
2.0 GL						
1984 ccm	79 kW	AEP	08.95 - 09.97	ALT	- AC; MAN	6 PK 894
				ALT	+ AC	6 PK 1153
				ALT	FROM: 12.95; - AC; AU	6 PK 1035
				ALT	UNTIL: 12.95; - AC; AU	6 PK 975
				AUX-FAN	+ AC	2 PJ 800
				AUX-FAN	+ POLICE; + POST; + TAXI	2 PJ 860
2.0						
1984 ccm	85 kW	2E;ABA;ADY;AGG;AKR	11.91 - 08.97	PS	- AC	AVX 11,5 x 685
				PS	+ AC	AVX 11,5 x 755
				ALT	- AC; MAN	6 PK 894
				ALT	+ AC	6 PK 1153
				ALT	FROM: 12.95; - AC; AU	6 PK 1035
				ALT	UNTIL: 12.95; - AC; AU	6 PK 975
				AUX-FAN	+ AC	2 PJ 800
				AUX-FAN	+ POLICE; + POST; + TAXI	2 PJ 860
				CAM		ZRK 1315
				CAM		KT 1258
2.0 Syncro (1HX1)						
1984 ccm	85 kW	AGG	08.95 - 08.97	PS	- AC	AVX 11,5 x 685
				PS	+ AC	AVX 11,5 x 755
				ALT	- AC; MAN	6 PK 894
				ALT	+ AC	6 PK 1153
				ALT	FROM: 12.95; - AC; AU	6 PK 1035
				ALT	UNTIL: 12.95; - AC; AU	6 PK 975
				AUX-FAN	+ AC	2 PJ 800
				AUX-FAN	+ POLICE; + POST; + TAXI	2 PJ 860
				CAM		ZRK 1315
				CAM		KT 1258
2.0 GTI 16V						
1984 ccm	110 kW	ABF	08.92 - 08.97	PS	- AC	AVX 11,5 x 685


VW
GOLF III (1H1)
2.0 GTI 16V

1984 ccm	110 kW	ABF	08.92 - 08.97	PS	+ AC	AVX 11,5 x 755
				ALT	- AC; MAN	6 PK 894
				ALT	+ AC	6 PK 1153
				ALT	FROM: 12.95; - AC; AU	6 PK 1035
				ALT	UNTIL: 12.95; - AC; AU	6 PK 975
				AUX-FAN	+ AC	2 PJ 800
				AUX-FAN	+ POLICE; + POST; + TAXI	2 PJ 860
				CAM		ZRK 1222
				CAM	FROM MTR-NO: 020923	KT 1381
				CAM	UNTIL MTR-NO: 020922	KT 1078

2.8 VR6

2792 ccm	128 kW	AAA	01.92 - 08.97	ALT	- AC	7 PK 1290
				ALT	+ AC	7 DPK 1360
				AUX-FAN	- AC	2 PJ 800
				AUX-FAN	+ AC	2 PJ 860

2.8 VR6

2792 ccm	120 kW	AAA	08.95 - 09.97	ALT	- AC	7 PK 1290
				ALT	+ AC	7 DPK 1360
				AUX-FAN	- AC	2 PJ 800
				AUX-FAN	+ AC	2 PJ 860

2.9 VR6 Syncro (1HX1)

2861 ccm	140 kW	ABV	10.94 - 08.97	ALT	- AC	7 PK 1290
				ALT	+ AC	7 DPK 1360

1.9 SDI

1896 ccm	47 kW	AEY	07.95 - 08.97	PS	- AC	AVX 11,5 x 730
				PS	+ AC	AVX 11,5 x 790
				ALT	- AC	6 PK 1045
				ALT	+ AC	6 PK 1145
				AUX-FAN	+ AC	2 PJ 800
				FAN	+ POLICE; + POST; + TAXI	2 PJ 860
				CAM		ZRK 1290
				CAM		KT 1358

1.9 D

1896 ccm	48 kW	1Y	11.91 - 08.97	PS	- AC	AVX 11,5 x 730
				PS	+ AC	AVX 11,5 x 790
				ALT	- AC; AU	6 PK 925
				ALT	- AC; MAN	6 PK 1045
				ALT	+ AC; MAN	6 PK 1145
				AUX-FAN	- POLICE; - POST; - TAXI; + EXT-COOL	2 PJ 800
				AUX-FAN	+ POLICE; + POST; + TAXI	2 PJ 860
				CAM		ZRK 1290
				CAM	FROM MTR-NO: 378365	KT 1021
				CAM	UNTIL MTR-NO: 378364	KT 1004

1.9 TD,GTD

1896 ccm	55 kW	AAZ	11.91 - 08.97	PS	- AC	AVX 11,5 x 730
				PS	+ AC	AVX 11,5 x 790
				ALT	- AC; AU	6 PK 925
				ALT	- AC; MAN	6 PK 1045
				ALT	+ AC; MAN	6 PK 1145
				AUX-FAN	- AC	2 PJ 800
				AUX-FAN	+ AC	2 PJ 860
				CAM		ZRK 1290
				CAM	FROM MTR-NO: 552766	KT 1021
				CAM	UNTIL MTR-NO: 552765	KT 1004

1.9 TDI

1896 ccm	66 kW	1Z;AHU;ALE	09.93 - 08.97	PS	- AC	AVX 11,5 x 730
				PS	+ AC	AVX 11,5 x 790
				ALT	- AC	6 PK 1045
				ALT	+ AC	6 PK 1145
				AUX-FAN	+ AC	2 PJ 800
				FAN	+ POLICE; + POST; + TAXI	2 PJ 860
				CAM		ZRK 1290
				CAM	FROM MTR-NO: 289576; MTR-CODE: 1Z	KT 1358
				CAM	MTR-CODE: AHU;ALE	KT 1358
				CAM	UNTIL MTR-NO: 289575; MTR-CODE: 1Z	KT 1014



VW

GOLF III (1H1)

1.9 TDI Syncro (1HX1)

1896 ccm	66 kW	1Z;AHU;ALE	08.95 - 08.97	PS		AVX 11,5 x 730
				PS	+ AC	AVX 11,5 x 790
				ALT	- AC	6 PK 1045
				ALT	+ AC	6 PK 1145
				AUX-FAN	+ AC	2 PJ 800
				FAN	+ POLICE; + POST; + TAXI	2 PJ 860
				CAM		ZRK 1290
				CAM	FROM MTR-NO: 289576; MTR-CODE: 1Z	KT 1358
				CAM	MTR-CODE: AHU;ALE	KT 1358
				CAM	UNTIL MTR-NO: 289575; MTR-CODE: 1Z	KT 1014

1.9 TDI

1896 ccm	81 kW	AFN	04.96 - 08.97	PS	- AC	AVX 11,5 x 730
				PS	+ AC	AVX 11,5 x 790
				ALT	- AC	6 PK 1045
				ALT	+ AC	6 PK 1145
				AUX-FAN	+ AC	2 PJ 800
				FAN	+ POLICE; + POST; + TAXI	2 PJ 860
				CAM		ZRK 1290
				CAM		KT 1358

GOLF III Variant (1H5)

1.4

1390 ccm	40 kW	ABD	07.93 - 04.99	PS	+ AC	AVX 11,5 x 755
				ALT	FROM: 11.93; - AC; - PS	6 PK 737
				ALT	FROM: 11.93; + AC; + PS	6 PK 1153
				ALT	FROM: 11.93; FROM CHA-NO.: 1H-S-120001; + PS; - AC	6 PK 1070
				ALT	FROM: 11.93; UNTIL CHA-NO.: 1H-S-120000; + PS; - AC	6 PK 1100
				CAM		ZRK 1012
				CAM		KT 3000 W1

1.4

1390 ccm	44 kW	ABD;AEX;APQ	07.93 - 04.99	PS	+ AC	AVX 11,5 x 755
				ALT	FROM CHA-NO.: 1H-S-120001; MTR-CODE: ABD; + PS; - AC	6 PK 1070
				ALT	MTR-CODE: ABD; - AC; - PS	6 PK 737
				ALT	MTR-CODE: ABD; + AC; + PS	6 PK 1153
				ALT	MTR-CODE: AEX;APQ; - PS	6 PK 750
				ALT	MTR-CODE: AEX;APQ; + PS	6 PK 1070
				ALT	UNTIL CHA-NO.: 1H-S-120000; MTR-CODE: ABD; + PS; - AC	6 PK 1100
				CAM	FROM: 07.95; MTR-CODE: AEX;APQ	ZRK 1288
				CAM	UNTIL: 07.95; MTR-CODE: ABD	ZRK 1012
				CAM	MTR-CODE: AEX;APQ	KT 1034
				CAM	MTR-CODE: AEX, APQ	KT 1034 W1
				W-P; CAM	MTR-CODE: AEX;APQ	KT 1034 W2
				W-P; CAM	UNTIL: 07.95; MTR-CODE: ABD	KT 3000 W1

1.6

1595 ccm	74 kW	AEK;AFT;AKS	07.94 - 04.99	PS		AVX 11,5 x 685
				PS	+ AC	AVX 11,5 x 755
				ALT	- AC; MAN	6 PK 894
				ALT	+ AC	6 PK 1153
				ALT	FROM: 12.95; - AC; AU	6 PK 1035
				ALT	UNTIL: 12.95; - AC; AU	6 PK 975
				CAM		ZRK 1237
				CAM		KT 1288

1.8

1781 ccm	55 kW	AAM;ANN	07.93 - 04.99	PS	- AC	AVX 11,5 x 685
				PS	+ AC	AVX 11,5 x 755
				ALT	- AC; MAN	6 PK 894
				ALT	+ AC	6 PK 1153
				ALT	FROM: 12.95; - AC; AU	6 PK 1035
				ALT	UNTIL: 12.95; - AC; AU	6 PK 975
				AUX-FAN	+ AC	2 PJ 800
				AUX-FAN	+ POLICE; + POST; + TAXI	2 PJ 860
				CAM	FROM: 08.94	ZRK 1237
				CAM	UNTIL: 07.94	ZRK 1056
				CAM	FROM: 08.94	KT 1288


VW
GOLF III Variant (1H5)
1.8

 1781 ccm 55 kW AAM;ANN 07.93 - 04.99 CAM UNTIL: 07.94 **KT 1001**
1.8

1781 ccm	66 kW	ABS;ADZ;ANP	07.93 - 04.99	PS	- AC	AVX 11,5 x 685
				PS	+ AC	AVX 11,5 x 755
				ALT	- AC; MAN	6 PK 894
				ALT	+ AC	6 PK 1153
				ALT	FROM: 12.95; - AC; AU	6 PK 1035
				ALT	UNTIL: 12.95; - AC; AU	6 PK 975
				AUX-FAN	+ AC	2 PJ 800
				AUX-FAN	+ POLICE; + POST; + TAXI	2 PJ 860
				CAM	FROM: 1995	ZRK 1237
				CAM	UNTIL: 1994	ZRK 1056
				CAM	FROM: 1995	KT 1288
				CAM	UNTIL: 1994	KT 1001

1.8 Syncro

1781 ccm	66 kW	ADZ	10.94 - 04.99	AC-C; PS		AVX 11,5 x 755
				PS		AVX 11,5 x 685
				ALT	FROM: 05.96; - AC; AU	6 PK 1035
				ALT	FROM: 05.96; - AC; MAN	6 PK 894
				ALT	FROM: 05.96; + AC	6 PK 1153
				AUX-FAN	FROM: 05.96; + AC	2 PJ 800
				AUX-FAN	FROM: 05.96; + POLICE; + POST; + TAXI	2 PJ 860
				CAM		ZRK 1237
				CAM		KT 1288

2.0

1984 ccm	79 kW	AEP	08.95 - 04.96	ALT	- AC; MAN	6 PK 894
				ALT	+ AC	6 PK 1153
				ALT	FROM: 12.95; - AC; AU	6 PK 1035
				ALT	UNTIL: 12.95; - AC; AU	6 PK 975
				AUX-FAN	+ AC	2 PJ 800
				AUX-FAN	+ POLICE; + POST; + TAXI	2 PJ 860

2.0

1984 ccm	85 kW	2E;ADY;AGG;AKR	07.93 - 04.99	PS	- AC	AVX 11,5 x 685
				PS	+ AC	AVX 11,5 x 755
				ALT	- AC; MAN	6 PK 894
				ALT	+ AC	6 PK 1153
				ALT	FROM: 12.95; - AC; AU	6 PK 1035
				ALT	UNTIL: 12.95; - AC; AU	6 PK 975
				AUX-FAN	+ AC	2 PJ 800
				AUX-FAN	+ POLICE; + POST; + TAXI	2 PJ 860
				CAM		ZRK 1315
				CAM		KT 1258

2.0 Syncro

1984 ccm	85 kW	AGG	08.95 - 04.99	PS		AVX 11,5 x 685
				PS	+ AC	AVX 11,5 x 755
				ALT	FROM: 05.96; - AC; AU	6 PK 1035
				ALT	FROM: 05.96; - AC; MAN	6 PK 894
				ALT	FROM: 05.96; + AC	6 PK 1153
				AUX-FAN	FROM: 05.96; + AC	2 PJ 800
				AUX-FAN	FROM: 05.96; + POLICE; + POST; + TAXI	2 PJ 860
				CAM		ZRK 1315
				CAM		KT 1258

2.9 VR6

2861 ccm	140 kW	ABV	10.94 - 04.99	ALT	- AC	7 PK 1290
				ALT	+ AC	7 DPK 1360

2.9 VR6 Syncro

2861 ccm	140 kW	ABV	10.94 - 04.99	ALT	- AC	7 PK 1290
				ALT	+ AC	7 DPK 1360

1.9 SDI

1896 ccm	47 kW	AEY	07.95 - 04.99	PS	- AC	AVX 11,5 x 730
				PS	+ AC	AVX 11,5 x 790
				ALT	- AC	6 PK 1045
				ALT	+ AC	6 PK 1145
				AUX-FAN	+ AC	2 PJ 800
				AUX-FAN	+ POLICE; + POST; + TAXI	2 PJ 860
				CAM		ZRK 1290



VW

GOLF III Variant (1H5)

1.9 SDI

1896 ccm 47 kW AEY 07.95 - 04.99 CAM KT 1358

1.9 D

1896 ccm 48 kW 1Y 07.93 - 04.99 PS - AC AVX 11,5 x 730
PS + AC AVX 11,5 x 790
ALT - AC; AU 6 PK 925
ALT - AC; MAN 6 PK 1045
ALT + AC 6 PK 1145
AUX-FAN - POLICE; - POST; - TAXI; + EXT-COOL 2 PJ 800
AUX-FAN + POLICE; + POST; + TAXI 2 PJ 860
CAM ZRK 1290
CAM FROM MTR-NO: 378365 KT 1021
CAM UNTIL MTR-NO: 378364 KT 1004

1.9 TD

1896 ccm 55 kW AAZ 07.93 - 04.99 PS - AC AVX 11,5 x 730
PS + AC AVX 11,5 x 790
ALT - AC; AU 6 PK 925
ALT - AC; MAN 6 PK 1045
ALT + AC; MAN 6 PK 1145
AUX-FAN - AC 2 PJ 800
AUX-FAN + AC 2 PJ 860
CAM ZRK 1290
CAM FROM MTR-NO: 552766 KT 1021
CAM UNTIL MTR-NO: 552765 KT 1004

1.9 TDI

1896 ccm 66 kW 1Z;AHU;ALE 03.94 - 04.99 PS - AC AVX 11,5 x 730
PS + AC AVX 11,5 x 790
ALT FROM: 08.95; MTR-CODE: AFN;AHU;ALE; - AC 6 PK 1045
ALT FROM: 08.95; MTR-CODE: AFN;AHU;ALE; + AC 6 PK 1145
ALT MTR-CODE: 1Z; - AC 6 PK 1045
ALT MTR-CODE: 1Z; + AC 6 PK 1145
AUX-FAN FROM: 08.95; MTR-CODE: AFN;AHU;ALE; + AC 2 PJ 800
AUX-FAN FROM: 08.95; MTR-CODE: AFN;AHU;ALE; + POLICE; + POST; + TAXI 2 PJ 860
AUX-FAN MTR-CODE: 1Z; + AC 2 PJ 800
AUX-FAN MTR-CODE: 1Z; + POLICE; + POST; + TAXI 2 PJ 860
CAM ZRK 1290
CAM FROM MTR-NO: 289576; MTR-CODE: 1Z KT 1358
CAM MTR-CODE: AHU;ALE KT 1358
CAM UNTIL MTR-NO: 289575; MTR-CODE: 1Z KT 1014

1.9 TDI Syncro

1896 ccm 66 kW 1Z;AHU;ALE 07.95 - 04.99 PS - AC AVX 11,5 x 730
PS + AC AVX 11,5 x 790
ALT MTR-CODE: 1Z; - AC 6 PK 1045
ALT MTR-CODE: 1Z; + AC 6 PK 1145
ALT MTR-CODE: AFN;AHU;ALE; - AC 6 PK 1045
ALT MTR-CODE: AFN;AHU;ALE; + AC 6 PK 1145
AUX-FAN MTR-CODE: 1Z; + AC 2 PJ 800
AUX-FAN MTR-CODE: 1Z; + POLICE; + POST; + TAXI 2 PJ 860
AUX-FAN MTR-CODE: AFN;AHU;ALE; + AC 2 PJ 800
AUX-FAN MTR-CODE: AFN;AHU;ALE; + POLICE; + POST; + TAXI 2 PJ 860
CAM ZRK 1290
CAM FROM MTR-NO: 289576; MTR-CODE: 1Z KT 1358
CAM MTR-CODE: AHU KT 1358
CAM UNTIL MTR-NO: 289575; MTR-CODE: 1Z KT 1014

1.9 TDI

1896 ccm 81 kW AFN 04.96 - 04.99 PS AVX 11,5 x 730
PS + AC AVX 11,5 x 790
ALT - AC 6 PK 1045
ALT + AC 6 PK 1145
AUX-FAN + AC 2 PJ 800
AUX-FAN + POLICE; + POST; + TAXI 2 PJ 860
CAM ZRK 1290
CAM KT 1358



VW

GOLF III Cabriolet (1E7)

1.6

1595 ccm	74 kW	AEK;AFT;AKS	10.94 - 05.98	PS		AVX 11,5 x 685
				PS	+ AC	AVX 11,5 x 755
				ALT	- AC; MAN	6 PK 894
				ALT	+ AC	6 PK 1153
				ALT	FROM: 12.95; - AC; AU	6 PK 1035
				ALT	UNTIL: 12.95; - AC; AU	6 PK 975
				CAM		ZRK 1237
				CAM		KT 1288

1.8

1781 ccm	55 kW	AAM	07.93 - 05.98	PS	- AC	AVX 11,5 x 685
				PS	+ AC	AVX 11,5 x 755
				ALT	FROM: 01.94; - AC; MAN	6 PK 894
				ALT	FROM: 01.94; + AC	6 PK 1153
				ALT	FROM: 01.94; UNTIL: 12.95; - AC; AU	6 PK 975
				ALT	FROM: 12.95; - AC; AU	6 PK 1035
				AUX-FAN	FROM: 01.94; + AUTO-TM; + AC	2 PJ 860
				AUX-FAN	FROM: 01.94; + MAN-TM; + AC	2 PJ 800
				CAM		ZRK 1237
				CAM		KT 1288

1.8

1781 ccm	66 kW	ABS;ADZ	07.93 - 05.98	PS	- AC	AVX 11,5 x 685
				PS	+ AC	AVX 11,5 x 755
				ALT	- AC; MAN	6 PK 894
				ALT	+ AC	6 PK 1153
				ALT	FROM: 12.95; - AC; AU	6 PK 1035
				ALT	UNTIL: 12.95; - AC; AU	6 PK 975
				AUX-FAN	+ AUTO-TM; + AC	2 PJ 860
				AUX-FAN	+ MAN-TM; + AC	2 PJ 800
				CAM	FROM: 1995	ZRK 1237
				CAM	UNTIL: 1994	ZRK 1056
				CAM	FROM: 1995	KT 1288
				CAM	UNTIL: 1994	KT 1001

2.0

1984 ccm	85 kW	2E;ADY;AGG;AKR	07.93 - 05.98	PS		AVX 11,5 x 685
				PS	+ AC	AVX 11,5 x 755
				ALT	- AC; MAN	6 PK 894
				ALT	+ AC	6 PK 1153
				ALT	FROM: 12.95; - AC; AU	6 PK 1035
				ALT	UNTIL: 12.95; - AC; AU	6 PK 975
				AUX-FAN	+ AUTO-TM; + AC	2 PJ 860
				AUX-FAN	+ MAN-TM; + AC	2 PJ 800
				CAM		ZRK 1315
				CAM		KT 1258

1.9 TDI

1896 ccm	66 kW	1Z;AHU;ALE	08.95 - 05.98	PS		AVX 10 x 725
				PS		AVX 11,5 x 730
				PS	+ AC	AVX 10 x 785
				PS	+ AC	AVX 11,5 x 790
				ALT	- AC; AU	6 PK 1045
				ALT	- AC; MAN	6 PK 925
				ALT	+ AC	6 PK 1145
				AUX-FAN	+ AC	2 PJ 800
				CAM		ZRK 1290
				CAM		KT 1358

1.9 TDI

1896 ccm	81 kW	AFN	07.96 - 05.98	PS		AVX 11,5 x 730
				PS	+ AC	AVX 11,5 x 790
				ALT	- AC; AU	6 PK 1045
				ALT	- AC; MAN	6 PK 925
				ALT	+ AC	6 PK 1145
				AUX-FAN	+ AC	2 PJ 800
				CAM		ZRK 1290
				CAM		KT 1358

GOLF IV (1J1)

1.4 16V

1390 ccm	55 kW	AHW;AKQ;APE;AXP;BCA	08.97 - 06.05	ALT	- AC	6 PK 1078
----------	-------	---------------------	---------------	-----	------	-----------



VW

GOLF IV (1J1)

1.4 16V

1390 ccm	55 kW	AHW;AKQ;APE;AXP;BCA	08.97 - 06.05	ALT	+ AC	6 PK 1550
				CAM		ZRK 1001
				CAM	FROM MTR-NO: 241245; MTR-CODE: AKQ	KT 1209
				CAM	MTR-CODE: APE;AXP	KT 1209
				CAM	MTR-CODE: BCA	KT 1464
				CAM	UNTIL CHA-NO.: 1J-6-050000; FROM MTR-NO: 164201; MTR-CODE: AHW	KT 1209
				CAM	UNTIL CHA-NO.: 1J-6-050000; MTR-CODE: BCA	KT 1209
				CAM	UNTIL MTR-NO: 164200; MTR-CODE: AHW	KT 1374
				CAM	UNTIL MTR-NO: 241244; MTR-CODE: AKQ	KT 1374
				CAM	FROM MTR-NO: 241245; MTR-CODE: AKQ	KT 1209 W1
				CAM	MTR-CODE: AHW, BCA; FROM CHA-NO.: 1J-7-000 001	KT 1445 W1
				CAM	MTR-CODE: APE;AXP	KT 1209 W1
				CAM	UNTIL CHA-NO.: 1J-6-050000; FROM MTR-NO: 164201; MTR-CODE: AHW	KT 1209 W1
				CAM	UNTIL CHA-NO.: 1J-6-050000; MTR-CODE: BCA	KT 1209 W1
				W-P; CAM	UNTIL MTR-NO: 160000; MTR-CODE: AHW	KT 1374 W1
				W-P; CAM	UNTIL MTR-NO: 242000; MTR-CODE: AKQ	KT 1374 W1

1.6

1595 ccm	74 kW	AEH;AKL;APF	08.97 - 05.04	ALT	- AC	6 PK 1125
				ALT	+ AC	6 DPK 1195
				CAM		ZRK 1216
				CAM		KT 1133
				W-P; CAM		KT 1133 W2

1.6

1595 ccm	75 kW	AVU;BFQ;BJH	08.00 - 06.05	ALT	- AC	6 PK 1125
				ALT	+ AC	6 DPK 1195
				CAM		ZRK 1216
				CAM		KT 1133

1.6

1595 ccm	78 kW	AWB	08.03 - 06.05	CAM		ZRK 1220
				CAM		KT 1230
				CAM		KT 1231

1.6

1598 ccm	74 kW	BAH	02.01 - 06.01	CAM		ZRK 1216
				CAM		KT 1133

1.6 16V

1598 ccm	77 kW	ATN;AUS;AZD;BCB	02.00 - 06.05	ALT	- AC	6 PK 1078
				ALT	+ AC	6 PK 1550
				CAM		ZRK 1001
				CAM		KT 1209
				CAM	MTR-CODE: BCB	KT 1464
				W-P; CAM		KT 1209 W2

1.6 FSI

1598 ccm	81 kW	BAD	01.02 - 06.05	ALT	- AC	6 PK 1078
				ALT	+ AC	6 PK 1540
				CAM		ZRK 1001
				CAM		KT 1209
				CAM	MTR-CODE: BAD	KT 1464
				W-P; CAM		KT 1209 W2

1.8

1781 ccm	66 kW	ACC	10.97 - 09.99	CAM		ZRK 1237
				CAM		KT 1288

1.8

1781 ccm	92 kW	AGN;BAF	08.97 - 06.05	ALT	- AC	6 PK 1125
				ALT	+ AC	6 DPK 1195
				CAM		ZRK 1220
				CAM	FROM CHA-NO.: 1J-Y-850001	KT 1230
				CAM	FROM CHA-NO.: 1J-Y-850001	KT 1231
				CAM	UNTIL CHA-NO.: 1J-Y-850000	KT 1296
				CAM	UNTIL CHA-NO.: 1J-Y-850000	KT 1301
				W-P; CAM	FROM CHA-NO.: 1J-Y-850001; OPT	KT 1231 W1
				W-P; CAM	UNTIL CHA-NO.: 1J-Y-850000; OPT	KT 1296 W1
				W-P; CAM	UNTIL CHA-NO.: 1J-Y-850000; OPT	KT 1301 W1


VW
GOLF IV (1J1)
1.8 4motion

1781 ccm	92 kW	AGN	05.98 - 06.05	ALT	FROM: 05.00; - AC	6 PK 1125
				ALT	FROM: 05.00; + AC	6 DPK 1195
				CAM		ZRK 1220
				CAM	FROM CHA-NO.: 1J-Y-850001	KT 1230
				CAM	FROM CHA-NO.: 1J-Y-850001	KT 1231
				CAM	UNTIL CHA-NO.: 1J-Y-850000	KT 1296
				CAM	UNTIL CHA-NO.: 1J-Y-850000	KT 1301
				W-P; CAM	FROM CHA-NO.: 1J-Y-850001; OPT	KT 1231 W1
				W-P; CAM	UNTIL CHA-NO.: 1J-Y-850000; OPT	KT 1296 W1
				W-P; CAM	UNTIL CHA-NO.: 1J-Y-850000; OPT	KT 1301 W1

1.8 T

1781 ccm	110 kW	AGU;AQA;ARZ;AUM;AWD	08.97 - 06.05	ALT	- AC	6 PK 1125
				ALT	+ AC	6 DPK 1195
				CAM		ZRK 1220
				CAM	FROM CHA-NO.: 1J-Y-850001	KT 1230
				CAM	FROM CHA-NO.: 1J-Y-850001	KT 1231
				CAM	UNTIL CHA-NO.: 1J-Y-850000	KT 1296
				CAM	UNTIL CHA-NO.: 1J-Y-850000	KT 1301
				W-P; CAM	FROM CHA-NO.: 1J-Y-850001; OPT	KT 1231 W1
				W-P; CAM	UNTIL CHA-NO.: 1J-Y-850000; OPT	KT 1296 W1
				W-P; CAM	UNTIL CHA-NO.: 1J-Y-850000; OPT	KT 1301 W1

1.8 T GTI

1781 ccm	132 kW	AUQ	08.01 - 06.05	ALT	- AC	6 PK 1125
				ALT	+ AC	6 DPK 1195
				CAM		ZRK 1220
				CAM		KT 1230
				CAM		KT 1231
				W-P; CAM		KT 1230 W1
				W-P; CAM	OPT	KT 1231 W1

2.0

1984 ccm	85 kW	APK;AQY;AZG;AZJ	07.98 - 05.04	ALT	FROM: 05.02; MTR-CODE: BEH; - AC	6 PK 1125
				ALT	FROM: 05.02; MTR-CODE: BEH; + AC	6 DPK 1195
				ALT	MTR-CODE: AEG;APK;AQY;AZG;AZJ; - AC	6 PK 1125
				ALT	MTR-CODE: AEG;APK;AQY;AZG;AZJ; + AC	6 DPK 1195
				CAM		ZRK 1216
				CAM		KT 1133
				W-P; CAM		KT 1133 W1

2.0 4motion

1984 ccm	85 kW	AZH;AZJ	10.00 - 06.05	ALT	- AC	6 PK 1125
				ALT	+ AC	6 DPK 1195
				CAM		ZRK 1216
				CAM		KT 1133
				W-P; CAM		KT 1133 W1

2.3 V5

2324 ccm	110 kW	AGZ	08.97 - 10.00	ALT	- AC	6 PK 1285
				ALT	OE-NO.: 071145933L; + AC	6 DPK 1360
				ALT	OE-NO.: 071145933N; + AC	6 DPK 1352

2.3 V5 4motion

2324 ccm	110 kW	AGZ	12.98 - 10.00	ALT	- AC	6 PK 1285
				ALT	OE-NO.: 071145933L; + AC	6 DPK 1360
				ALT	OE-NO.: 071145933N; + AC	6 DPK 1352

2.3 V5

2324 ccm	125 kW	AQN	10.00 - 06.05	ALT	- AC	6 PK 1265
				ALT	+ AC	6 DPK 1320

2.3 V5 4motion

2324 ccm	125 kW	AQN	10.00 - 06.05	ALT	- AC	6 PK 1265
				ALT	+ AC	6 DPK 1320

2.8 V6 4motion

2792 ccm	150 kW	AQP;AUE;BDE	03.99 - 06.05	ALT	- AC	6 PK 1265
				ALT	+ AC	6 DPK 1320

3.2 R32 4motion

3189 ccm	177 kW	BFH;BML	09.02 - 06.05	ALT	FROM: 01.03; UNTIL: 05.04; - AC	6 PK 1265
				ALT	FROM: 01.03; UNTIL: 05.04; + AC	6 DPK 1320

1.9 SDI

1896 ccm	50 kW	AGP;AQM	08.97 - 06.05	ALT	- AC	6 PK 906
----------	-------	---------	---------------	-----	------	----------



VW

GOLF IV (1J1)

1.9 SDI

1896 ccm	50 kW	AGP;AQM	08.97 - 06.05	ALT	+ AC	6 PK 1660
				W-P	FROM MTR-NO: 045001; MTR-CODE: AQM	ZRK 1423
				W-P	FROM MTR-NO: 400001; MTR-CODE: AGP	ZRK 1423
				W-P	UNTIL MTR-NO: 045000; MTR-CODE: AQM	ZRK 1305
				W-P	UNTIL MTR-NO: 400000; MTR-CODE: AGP	ZRK 1305
				W-P	FROM MTR-NO: 045001; MTR-CODE: AQM	KT 1322
				W-P	FROM MTR-NO: 595001; MTR-CODE: AGP	KT 1322
				W-P	UNTIL MTR-NO: 030000; MTR-CODE: AQM	KT 1226
				W-P	UNTIL MTR-NO: 400000; MTR-CODE: AGP	KT 1226
				W-P	FROM MTR-NO: 045001; MTR-CODE: AQM	KT 1322 W1
				W-P	FROM MTR-NO: 595001; MTR-CODE: AGP	KT 1322 W1
				W-P; CAM	UNTIL MTR-NO: 030000; MTR-CODE: AQM	KT 1341 W1
				W-P; CAM	UNTIL MTR-NO: 400000; MTR-CODE: AGP	KT 1341 W1

1.9 TD

1896 ccm	55 kW	AAZ	10.97 - 09.99	CAM		ZRK 1290
				CAM	FROM MTR-NO: 552766	KT 1021
				CAM	UNTIL MTR-NO: 552765	KT 1004

1.9 TDI

1896 ccm	66 kW	AGR;ALH	10.97 - 05.04	ALT	- AC	6 PK 906
				ALT	+ AC	6 PK 1660
				W-P	FROM MTR-NO: 500001; MTR-CODE: ALH	ZRK 1423
				W-P	FROM MTR-NO: 565001; MTR-CODE: AGR	ZRK 1423
				W-P	UNTIL MTR-NO: 500000; MTR-CODE: ALH	ZRK 1305
				W-P	UNTIL MTR-NO: 565000; MTR-CODE: AGR	ZRK 1305
				W-P	FROM MTR-NO: 500001; MTR-CODE: ALH	KT 1322
				W-P	FROM MTR-NO: 565001; MTR-CODE: AGR	KT 1322
				W-P	FROM MTR-NO: 500001; MTR-CODE: ALH	KT 1322 W1
				W-P	FROM MTR-NO: 565001; MTR-CODE: AGR	KT 1322 W1

1.9 TDI 4motion

1896 ccm	66 kW	AGR;ALH	07.98 - 04.02	ALT	- AC	6 PK 906
				ALT	+ AC	6 PK 1660
				W-P	FROM MTR-NO: 500001; MTR-CODE: ALH	ZRK 1423
				W-P	FROM MTR-NO: 565001; MTR-CODE: AGR	ZRK 1423
				W-P	UNTIL MTR-NO: 500000; MTR-CODE: ALH	ZRK 1305
				W-P	UNTIL MTR-NO: 565000; MTR-CODE: AGR	ZRK 1305
				W-P	FROM MTR-NO: 500001; MTR-CODE: ALH	KT 1322
				W-P	FROM MTR-NO: 565001; MTR-CODE: AGR	KT 1322
				W-P	FROM MTR-NO: 500001; MTR-CODE: ALH	KT 1322 W1
				W-P	FROM MTR-NO: 565001; MTR-CODE: AGR	KT 1322 W1

1.9 TDI

1896 ccm	74 kW	ATD;AXR	09.00 - 06.05	ALT	- AC	6 PK 1125
				ALT	+ AC	6 DPK 1195
				W-P; CAM		ZRK 1338
				W-P	FROM MTR-NO: 010 001; MTR-CODE: AXR	KT 1237
				W-P	UNTIL MTR-NO: 010 000; MTR-CODE: AXR	KT 1238
				W-P	UNTIL MTR-NO: 010 000; MTR-CODE: AXR; OPT	KT 1236
				W-P; CAM	FROM CHA-NO.: 1J-2B123079;1J-2D352774;1J-2P394001;1J-2U403277;1J-2W592783; MTR-CODE: ATD	KT 1237
				W-P; CAM	UNTIL CHA-NO.: 1J-2B123078;1J-2D352773;1J-2P394000;1J-2U403276;1J-2W592782; MTR-CODE: ATD	KT 1236
				W-P; CAM	UNTIL CHA-NO.: 1J-2B123078;1J-2D352773;1J-2P394000;1J-2U403276;1J-2W592782; MTR-CODE: ATD	KT 1238
				W-P	FROM CHA-NO.: 1J-2B123079;1J-2D352774;1J-2P394001;1J-2U403277;1J-2W592783; MTR-CODE: ATD; UNTIL: 2002	KT 1237 W1
				W-P	FROM MTR-NO: AXR021001; MTR-CODE: AXR; UNTIL: 2002	KT 1237 W1
				W-P	MTR-CODE: ATD;AXR; FROM: 2003	KT 1237 W3
				W-P; CAM	UNTIL CHA-NO.: 1J-2-B123078;1J-2-D352773;1J-2-P394000;1J-2-U403276;1J-2-W525000; MTR-CODE: ATD	KT 1236 W1
				W-P; CAM	UNTIL MTR-NO: 010000; MTR-CODE: AXR	KT 1236 W1

1.9 TDI 4motion

1896 ccm	74 kW	ATD	09.00 - 06.05	ALT	- AC	6 PK 1125
				ALT	+ AC	6 DPK 1195


VW
GOLF IV (1J1)
1.9 TDI 4motion

1896 ccm	74 kW	ATD	09.00 - 06.05	W-P; CAM		ZRK 1338
				W-P	FROM MTR-NO: AXR021001; MTR-CODE: AXR	KT 1237
				W-P	UNTIL MTR-NO: AXR021000; MTR-CODE: AXR	KT 1236
				W-P	UNTIL MTR-NO: AXR021000; MTR-CODE: AXR	KT 1238
				W-P; CAM	FROM CHA-NO.: 1J-2B123079; 1J-2D352774; 1J-2P394001; 1J-2U403277; 1J-2W592783; MTR-CODE: ATD	KT 1237
				W-P; CAM	UNTIL CHA-NO.: 1J-2B123078; 1J-2D352773; 1J-2P394000; 1J-2U403276; 1J-2W592782; MTR-CODE: ATD	KT 1236
				W-P; CAM	UNTIL CHA-NO.: 1J-2B123078; 1J-2D352773; 1J-2P394000; 1J-2U403276; 1J-2W592782; MTR-CODE: ATD	KT 1238
				W-P	FROM CHA-NO.: 1J-2B123079; 1J-2D352774; 1J-2P394001; 1J-2U403277; 1J-2W592783; MTR-CODE: ATD; UNTIL: 2002	KT 1237 W1
				W-P	FROM MTR-NO: AXR021001; MTR-CODE: AXR; UNTIL: 2002	KT 1237 W1
				W-P	MTR-CODE: ATD; AXR; FROM: 2003	KT 1237 W3
				W-P; CAM	UNTIL CHA-NO.: 1J-2-B123078; 1J-2-D352773; 1J-2-P394000; 1J-2-U403276; 1J-2-W525000; MTR-CODE: ATD	KT 1236 W1
				W-P; CAM	UNTIL MTR-NO: 010000; MTR-CODE: AXR	KT 1236 W1

1.9 TDI

1896 ccm	81 kW	AHF;ASV	08.97 - 05.04	ALT	- AC	6 PK 906
				ALT	+ AC	6 PK 1660
				W-P	FROM MTR-NO: 150001; MTR-CODE: ASV	ZRK 1423
				W-P	FROM MTR-NO: 595001; MTR-CODE: AHF	ZRK 1423
				W-P	UNTIL MTR-NO: 150000; MTR-CODE: ASV	ZRK 1305
				W-P	UNTIL MTR-NO: 595000; MTR-CODE: AHF	ZRK 1305
				W-P	FROM MTR-NO: 595001; MTR-CODE: AHF	KT 1322
				W-P; CAM	MTR-CODE: ASV	KT 1322
				W-P	FROM MTR-NO: 595001; MTR-CODE: AHF	KT 1322 W1
				W-P; CAM	MTR-CODE: ASV	KT 1322 W1

1.9 TDI

1896 ccm	85 kW	AJM;AUY	12.98 - 06.01	ALT	- AC	AVX 11,5 x 730
				PS	+ AC	AVX 11,5 x 790
				ALT	FROM: 05.99; + AC	6 DPK 1195
				ALT	FROM: 05.99; MTR-CODE: AJM; + AC	6 PK 1125
				ALT	FROM: 05.99; MTR-CODE: AUY; - AC	5 PK 1435
				CAM	MTR-CODE: AJM;AUY	ZRK 1338
				CAM	FROM MTR-NO: 185671; MTR-CODE: AJM	KT 1236
				CAM	FROM MTR-NO: 185671; MTR-CODE: AJM	KT 1238
				CAM	MTR-CODE: AUY	KT 1236
				CAM	MTR-CODE: AUY	KT 1238
				CAM	UNTIL MTR-NO: 185670; MTR-CODE: AJM	KT 1235
				CAM	UNTIL MTR-NO: 185670; MTR-CODE: AJM	KT 1248
				W-P; CAM	FROM MTR-NO: 185 671; MTR-CODE: AJM	KT 1236 W1
				W-P; CAM	MTR-CODE: AUY	KT 1236 W1

1.9 TDI 4motion

1896 ccm	85 kW	AJM;AUY	09.99 - 06.01	ALT	FROM: 01.00; - AC	5 PK 1435
				ALT	FROM: 01.00; + AC	6 DPK 1195
				CAM	MTR-CODE: AJM;AUY	ZRK 1338
				CAM	FROM MTR-NO: 185671; MTR-CODE: AJM	KT 1236
				CAM	FROM MTR-NO: 185671; MTR-CODE: AJM	KT 1238
				CAM	MTR-CODE: AUY	KT 1236
				CAM	MTR-CODE: AUY	KT 1238
				CAM	UNTIL MTR-NO: 185670; MTR-CODE: AJM	KT 1235
				CAM	UNTIL MTR-NO: 185670; MTR-CODE: AJM	KT 1248
				W-P; CAM	FROM MTR-NO: 185 671; MTR-CODE: AJM	KT 1236 W1
				W-P; CAM	MTR-CODE: AUY	KT 1236 W1

1.9 TDI

1896 ccm	96 kW	ASZ	11.00 - 06.05	ALT	FROM: 04.01; - AC	6 PK 1125
				ALT	FROM: 04.01; + AC	6 DPK 1195
				W-P; CAM		ZRK 1338
				W-P; CAM	FROM CHA-NO.: 1J-2B123079; 1J-2D352774; 1J-2P394001; 1J-2U403277; 1J-2W592783	KT 1237
				W-P; CAM	UNTIL CHA-NO.: 1J-2B123078; 1J-2D352773; 1J-2P394000; 1J-2U403276; 1J-2W592782	KT 1236



VW

GOLF IV (1J1)

1.9 TDI

1896 ccm	96 kW	ASZ	11.00 - 06.05	W-P; CAM	UNTIL CHA-NO.: 1J-2B123078;1J-2D352773;1J-2P394000;1J-2U403276;1J-2W592782	KT 1238
				W-P	FROM CHA-NO.: 1J-2B123079;1J-2D352774;1J-2P394001;1J-2U403277;1J-2W592783; UNTIL: 2002	KT 1237 W1
				W-P; CAM	FROM: 2003	KT 1237 W3
				W-P; CAM	UNTIL CHA-NO.: 1J-2-B123078;1J-2-D352773;1J-2-P394000;1J-2-W525000;1J-U403276	KT 1236 W1

1.9 TDI 4motion

1896 ccm	96 kW	ASZ	11.00 - 06.05	ALT	FROM: 04.01; - AC	6 PK 1125
				ALT	FROM: 04.01; + AC	6 DPK 1195
				W-P; CAM		ZRK 1338
				W-P; CAM	FROM CHA-NO.: 1J-2B123079;1J-2D352774;1J-2P394001;1J-2U403277;1J-2W592783	KT 1237
				W-P; CAM	UNTIL CHA-NO.: 1J-2B123078;1J-2D352773;1J-2P394000;1J-2U403276;1J-2W592782	KT 1236
				W-P; CAM	UNTIL CHA-NO.: 1J-2B123078;1J-2D352773;1J-2P394000;1J-2U403276;1J-2W592782	KT 1238
				W-P	FROM CHA-NO.: 1J-2B123079;1J-2D352774;1J-2P394001;1J-2U403277;1J-2W592783; UNTIL: 2002	KT 1237 W1
				W-P; CAM	FROM: 2003	KT 1237 W3
				W-P; CAM	UNTIL CHA-NO.: 1J-2-B123078;1J-2-D352773;1J-2-P394000;1J-2-W525000;1J-U403276	KT 1236 W1

1.9 TDI

1896 ccm	110 kW	ARL	05.00 - 06.05	ALT	FROM: 09.00; - AC	6 PK 1125
				ALT	FROM: 09.00; + AC	6 DPK 1195
				CAM		ZRK 1338
				W-P; CAM	FROM CHA-NO.: 1J-2B123079;1J-2D352774;1J-2P394001;1J-2U403277;1J-2W592783	KT 1237
				W-P; CAM	UNTIL CHA-NO.: 1J-2B123078;1J-2D352773;1J-2P394000;1J-2U403276;1J-2W592782	KT 1236
				W-P; CAM	UNTIL CHA-NO.: 1J-2B123078;1J-2D352773;1J-2P394000;1J-2U403276;1J-2W592782	KT 1238
				W-P; CAM	FROM CHA-NO.: 1J-2-B123079;1J-2-D352774;1J-2-U403277;1J-2-W525001	KT 1237 W4
				W-P; CAM	UNTIL CHA-NO.: 1J-2-B123078;1J-2-D352773;1J-2-P394000;1J-2-W525000;1J-U403276	KT 1236 W2

1.9 TDI 4motion

1896 ccm	110 kW	ARL	02.00 - 06.05	ALT	FROM: 09.00; - AC	6 PK 1125
				ALT	FROM: 09.00; + AC	6 DPK 1195
				CAM		ZRK 1338
				W-P; CAM	FROM CHA-NO.: 1J-2B123079;1J-2D352774;1J-2P394001;1J-2U403277;1J-2W592783	KT 1237
				W-P; CAM	UNTIL CHA-NO.: 1J-2B123078;1J-2D352773;1J-2P394000;1J-2U403276;1J-2W592782	KT 1236
				W-P; CAM	UNTIL CHA-NO.: 1J-2B123078;1J-2D352773;1J-2P394000;1J-2U403276;1J-2W592782	KT 1238
				W-P; CAM	FROM CHA-NO.: 1J-2-B123079;1J-2-D352774;1J-2-U403277;1J-2-W525001	KT 1237 W4
				W-P; CAM	UNTIL CHA-NO.: 1J-2-B123078;1J-2-D352773;1J-2-P394000;1J-2-W525000;1J-U403276	KT 1236 W2

GOLF IV Variant (1J5)

1.4 16V

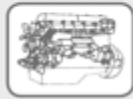
1390 ccm	55 kW	AHW;AKQ;APE;AXP;BCA	05.99 - 06.06	ALT	- AC	6 PK 1078
				ALT	+ AC	6 PK 1550
				CAM		ZRK 1001
				CAM	FROM MTR-NO: 241245; MTR-CODE: AKQ	KT 1209
				CAM	MTR-CODE: APE;AXP	KT 1209
				CAM	MTR-CODE: BCA	KT 1464
				CAM	UNTIL CHA-NO.: 1J-6-050000; FROM MTR-NO: 164201; MTR-CODE: AHW	KT 1209
				CAM	UNTIL CHA-NO.: 1J-6-050000; MTR-CODE: BCA	KT 1209
				CAM	UNTIL MTR-NO: 164200; MTR-CODE: AHW	KT 1374
				CAM	UNTIL MTR-NO: 241244; MTR-CODE: AKQ	KT 1374
				CAM	FROM MTR-NO: 241245; MTR-CODE: AKQ	KT 1209 W1
				CAM	MTR-CODE: AHW, BCA; FROM CHA-NO.: 1J-7-000 001	KT 1445 W1
				CAM	MTR-CODE: APE;AXP	KT 1209 W1



VW

GOLF IV Variant (1J5)

1.4 16V							
1390 ccm	55 kW	AHW;AKQ;APE;AXP;BCA	05.99 - 06.06	CAM	UNTIL CHA-NO.: 1J-6-050000; FROM MTR-NO: 164201; MTR-CODE: AHW		KT 1209 W1
				CAM	UNTIL CHA-NO.: 1J-6-050000; MTR-CODE: BCA		KT 1209 W1
				W-P; CAM	UNTIL MTR-NO: 160000; MTR-CODE: AHW		KT 1374 W1
				W-P; CAM	UNTIL MTR-NO: 242000; MTR-CODE: AKQ		KT 1374 W1
1.6							
1595 ccm	74 kW	AEH;AKL;APF	05.99 - 04.02	ALT	- AC		6 PK 1125
				ALT	+ AC		6 DPK 1195
				CAM			ZRK 1216
				CAM			KT 1133
				W-P; CAM			KT 1133 W2
1.6							
1595 ccm	75 kW	AVU;BFQ	08.00 - 06.06	ALT	- AC		6 PK 1125
				ALT	+ AC		6 DPK 1195
				CAM			ZRK 1216
				CAM			KT 1133
				W-P; CAM	UNTIL: 04.02		KT 1133 W2
1.6 16V							
1598 ccm	77 kW	ATN;AUS;AZD;BCB	02.00 - 06.06	ALT	- AC		6 PK 1078
				ALT	+ AC		6 PK 1550
				CAM			ZRK 1001
				CAM			KT 1209
				CAM	MTR-CODE: BCB		KT 1464
				W-P; CAM			KT 1209 W2
1.6 FSI							
1598 ccm	81 kW	BAD	01.02 - 06.06	ALT	- AC		6 PK 1078
				ALT	+ AC		6 PK 1540
				CAM			ZRK 1001
				CAM			KT 1209
				CAM	MTR-CODE: BAD		KT 1464
				W-P; CAM			KT 1209 W2
1.8 4motion							
1781 ccm	92 kW	AGN	05.99 - 06.06	ALT	- AC		6 PK 1125
				ALT	+ AC		6 DPK 1195
				CAM			ZRK 1220
				CAM	FROM CHA-NO.: 1J-Y-850001		KT 1230
				CAM	FROM CHA-NO.: 1J-Y-850001		KT 1231
				CAM	UNTIL CHA-NO.: 1J-Y-850000		KT 1296
				CAM	UNTIL CHA-NO.: 1J-Y-850000		KT 1301
				W-P; CAM	FROM CHA-NO.: 1J-Y-850001		KT 1230 W1
				W-P; CAM	FROM CHA-NO.: 1J-Y-850001; OPT		KT 1231 W1
				W-P; CAM	UNTIL CHA-NO.: 1J-Y-850000; OPT		KT 1296 W1
				W-P; CAM	UNTIL CHA-NO.: 1J-Y-850000; OPT		KT 1301 W1
1.8 T							
1781 ccm	110 kW	AGU;AQA;ARZ;AUM;AWD	05.00 - 06.06	ALT	- AC		6 PK 1125
				ALT	+ AC		6 DPK 1195
				CAM			ZRK 1220
				CAM	FROM CHA-NO.: 1J-Y-850001		KT 1230
				CAM	FROM CHA-NO.: 1J-Y-850001		KT 1231
				CAM	UNTIL CHA-NO.: 1J-Y-850000		KT 1296
				CAM	UNTIL CHA-NO.: 1J-Y-850000		KT 1301
				W-P; CAM	FROM CHA-NO.: 1J-Y-850001		KT 1230 W1
				W-P; CAM	FROM CHA-NO.: 1J-Y-850001; OPT		KT 1231 W1
				W-P; CAM	UNTIL CHA-NO.: 1J-Y-850000; OPT		KT 1296 W1
				W-P; CAM	UNTIL CHA-NO.: 1J-Y-850000; OPT		KT 1301 W1
2.0							
1984 ccm	85 kW	APK;AQY;AZJ	05.99 - 06.06	ALT	- AC		6 PK 1125
				ALT	+ AC		6 DPK 1195
				CAM			ZRK 1216
				CAM			KT 1133
				W-P; CAM			KT 1133 W1
2.0 4motion							
1984 ccm	85 kW	AZH;AZJ	10.00 - 06.06	ALT	- AC		6 PK 1125
				ALT	+ AC		6 DPK 1195
				CAM			ZRK 1216
				CAM			KT 1133



VW

GOLF IV Variant (1J5)

2.0 4motion

1984 ccm	85 kW	AZH;AZJ	10.00 - 06.06	W-P; CAM		KT 1133 W1
----------	-------	---------	---------------	----------	--	------------

2.0 Bi-Fuel

1984 ccm	85 kW	BEH	02.02 - 06.06	ALT	- AC	6 PK 1125
				ALT	+ AC	6 DPK 1195
				CAM		ZRK 1216
				CAM		KT 1133
				W-P; CAM		KT 1133 W1

2.3 V5

2324 ccm	110 kW	AGZ	05.99 - 06.06	ALT	- AC	6 PK 1285
				ALT	OE-NO.: 071145933L; + AC	6 DPK 1360
				ALT	OE-NO.: 071145933N; + AC	6 DPK 1352

2.3 V5 4motion

2324 ccm	110 kW	AGZ	05.99 - 06.06	ALT	- AC	6 PK 1285
				ALT	OE-NO.: 071145933L; + AC	6 DPK 1360
				ALT	OE-NO.: 071145933N; + AC	6 DPK 1352

2.3 V5

2324 ccm	125 kW	AQN	10.00 - 06.06	ALT	- AC	6 PK 1265
				ALT	+ AC	6 DPK 1320

2.8 V6 4motion

2792 ccm	150 kW	AQP;AUE;BDE	05.99 - 06.06	ALT	- AC	6 PK 1265
				ALT	+ AC	6 DPK 1320

1.9 SDI

1896 ccm	50 kW	AGP;AQM	05.99 - 06.06	ALT	- AC	6 PK 906
				ALT	+ AC	6 PK 1660
				W-P	FROM MTR-NO: 045001; MTR-CODE: AQM	ZRK 1423
				W-P	FROM MTR-NO: 400001; MTR-CODE: AGP	ZRK 1423
				W-P	UNTIL MTR-NO: 045000; MTR-CODE: AQM	ZRK 1305
				W-P	UNTIL MTR-NO: 400000; MTR-CODE: AGP	ZRK 1305
				W-P	FROM MTR-NO: 045001; MTR-CODE: AQM	KT 1322
				W-P	FROM MTR-NO: 595001; MTR-CODE: AGP	KT 1322
				W-P	UNTIL MTR-NO: 030000; MTR-CODE: AQM	KT 1226
				W-P	UNTIL MTR-NO: 400000; MTR-CODE: AGP	KT 1226
				W-P	FROM MTR-NO: 045001; MTR-CODE: AQM	KT 1322 W1
				W-P	FROM MTR-NO: 595001; MTR-CODE: AGP	KT 1322 W1
				W-P; CAM	UNTIL MTR-NO: 030000; MTR-CODE: AQM	KT 1341 W1
				W-P; CAM	UNTIL MTR-NO: 400000; MTR-CODE: AGP	KT 1341 W1

1.9 TDI

1896 ccm	66 kW	AGR;ALH	05.99 - 05.06	ALT	- AC	AVX 11,5 x 730
				PS	+ AC	AVX 11,5 x 790
				ALT	- AC	6 PK 906
				ALT	+ AC	6 PK 1660
				W-P	FROM MTR-NO: 500001; MTR-CODE: ALH	ZRK 1423
				W-P	FROM MTR-NO: 565001; MTR-CODE: AGR	ZRK 1423
				W-P	UNTIL MTR-NO: 500000; MTR-CODE: ALH	ZRK 1305
				W-P	UNTIL MTR-NO: 565000; MTR-CODE: AGR	ZRK 1305
				W-P	FROM MTR-NO: 500001; MTR-CODE: ALH	KT 1322
				W-P	FROM MTR-NO: 565001; MTR-CODE: AGR	KT 1322
				W-P	FROM MTR-NO: 500001; MTR-CODE: ALH	KT 1322 W1
				W-P	FROM MTR-NO: 565001; MTR-CODE: AGR	KT 1322 W1

1.9 TDI 4motion

1896 ccm	66 kW	AGR;ALH	05.99 - 04.02	ALT	- AC	AVX 11,5 x 730
				PS	+ AC	AVX 11,5 x 790
				ALT	- AC	6 PK 906
				ALT	+ AC	6 PK 1660
				W-P	FROM MTR-NO: 500001; MTR-CODE: ALH	ZRK 1423
				W-P	FROM MTR-NO: 565001; MTR-CODE: AGR	ZRK 1423
				W-P	UNTIL MTR-NO: 500000; MTR-CODE: ALH	ZRK 1305
				W-P	UNTIL MTR-NO: 565000; MTR-CODE: AGR	ZRK 1305
				CAM	MTR-CODE: ALG;ALH	KT 1322
				W-P	FROM MTR-NO: 045001; MTR-CODE: AQM	KT 1322
				W-P	FROM MTR-NO: 595001; MTR-CODE: AGP	KT 1322

1.9 TDI

1896 ccm	74 kW	ATD;AXR	09.00 - 06.06	W-P; CAM		ZRK 1338
				W-P	FROM MTR-NO: AXR021001; MTR-CODE: AXR	KT 1237
				W-P	UNTIL MTR-NO: AXR021000; MTR-CODE: AXR	KT 1236
				W-P	UNTIL MTR-NO: AXR021000; MTR-CODE: AXR	KT 1238


VW
GOLF IV Variant (1J5)

1.9 TDI						
1896 ccm	74 kW	ATD;AXR	09.00 - 06.06	W-P; CAM	FROM CHA-NO.: 1J-2B123079;1J-2D352774;1J-2P394001;1J-2U403277;1J-2W592783; MTR-CODE: ATD	KT 1237
				W-P; CAM	UNTIL CHA-NO.: 1J-2B123078;1J-2D352773;1J-2P394000;1J-2U403276;1J-2W592782; MTR-CODE: ATD	KT 1236
				W-P; CAM	UNTIL CHA-NO.: 1J-2B123078;1J-2D352773;1J-2P394000;1J-2U403276;1J-2W592782; MTR-CODE: ATD	KT 1238
				W-P	FROM CHA-NO.: 1J-2B123079;1J-2D352774;1J-2P394001;1J-2U403277;1J-2W592783; MTR-CODE: ATD; UNTIL: 2002	KT 1237 W1
				W-P	FROM MTR-NO: AXR021001; MTR-CODE: AXR; UNTIL: 2002	KT 1237 W1
				W-P	MTR-CODE: ATD;AXR; FROM: 2003	KT 1237 W3
				W-P; CAM	UNTIL CHA-NO.: 1J-2-B123078;1J-2-D352773;1J-2-P394000;1J-2-U403276;1J-2-W525000; MTR-CODE: ATD	KT 1236 W1
				W-P; CAM	UNTIL MTR-NO: 010000; MTR-CODE: AXR	KT 1236 W1
1.9 TDI 4motion						
1896 ccm	74 kW	ATD	09.00 - 06.06	ALT	- AC	6 PK 1125
				ALT	+ AC	6 DPK 1195
				W-P; CAM		ZRK 1338
				W-P	FROM MTR-NO: AXR021001; MTR-CODE: AXR	KT 1237
				W-P	UNTIL MTR-NO: AXR021000; MTR-CODE: AXR	KT 1236
				W-P	UNTIL MTR-NO: AXR021000; MTR-CODE: AXR	KT 1238
				W-P; CAM	FROM CHA-NO.: 1J-2B123079;1J-2D352774;1J-2P394001;1J-2U403277;1J-2W592783; MTR-CODE: ATD	KT 1237
				W-P; CAM	UNTIL CHA-NO.: 1J-2B123078;1J-2D352773;1J-2P394000;1J-2U403276;1J-2W592782; MTR-CODE: ATD	KT 1236
				W-P; CAM	UNTIL CHA-NO.: 1J-2B123078;1J-2D352773;1J-2P394000;1J-2U403276;1J-2W592782; MTR-CODE: ATD	KT 1238
				W-P	FROM CHA-NO.: 1J-2B123079;1J-2D352774;1J-2P394001;1J-2U403277;1J-2W592783; MTR-CODE: ATD; UNTIL: 2002	KT 1237 W1
				W-P	FROM MTR-NO: AXR021001; MTR-CODE: AXR; UNTIL: 2002	KT 1237 W1
				W-P	MTR-CODE: ATD;AXR; FROM: 2003	KT 1237 W3
				W-P; CAM	UNTIL CHA-NO.: 1J-2-B123078;1J-2-D352773;1J-2-P394000;1J-2-U403276;1J-2-W525000; MTR-CODE: ATD	KT 1236 W1
				W-P; CAM	UNTIL MTR-NO: 010000; MTR-CODE: AXR	KT 1236 W1
1.9 TDI						
1896 ccm	81 kW	AHF;ASV	05.99 - 06.01	ALT	- AC	AVX 11,5 x 730
				PS	+ AC	AVX 11,5 x 790
				ALT	- AC	6 PK 906
				ALT	+ AC	6 PK 1660
				W-P	FROM MTR-NO: 150001; MTR-CODE: ASV	ZRK 1423
				W-P	FROM MTR-NO: 595001; MTR-CODE: AHF	ZRK 1423
				W-P	UNTIL MTR-NO: 150000; MTR-CODE: ASV	ZRK 1305
				W-P	UNTIL MTR-NO: 595000; MTR-CODE: AHF	ZRK 1305
				W-P	FROM MTR-NO: 595001; MTR-CODE: AHF	KT 1322
				W-P; CAM	MTR-CODE: ASV	KT 1322
				W-P	FROM MTR-NO: 595001; MTR-CODE: AHF	KT 1322 W1
				W-P; CAM	MTR-CODE: ASV	KT 1322 W1
1.9 TDI						
1896 ccm	85 kW	AJM;AUY	08.99 - 06.01	ALT	- AC	AVX 11,5 x 730
				PS	+ AC	AVX 11,5 x 790
				ALT	MTR-CODE: AJM; - AC	6 PK 1125
				ALT	MTR-CODE: AJM; + AC	6 DPK 1195
				ALT	MTR-CODE: AJM;AJM;AUY; + AC	6 PK 1125
				ALT	MTR-CODE: AJM;AUY; + AC	6 DPK 1195
				ALT	MTR-CODE: AJM;AUY;AUY; - AC	5 PK 1435
				CAM	MTR-CODE: AJM;AUY	ZRK 1338
				CAM	FROM MTR-NO: 185671; MTR-CODE: AJM	KT 1236
				CAM	FROM MTR-NO: 185671; MTR-CODE: AJM	KT 1238
				CAM	MTR-CODE: AUY	KT 1236
				CAM	MTR-CODE: AUY	KT 1238



VW

GOLF IV Variant (1J5)

1.9 TDI

1896 ccm	85 kW	AJM;AUY	08.99 - 06.01	CAM	UNTIL MTR-NO: 185670; MTR-CODE: AJM	KT 1235
				CAM	UNTIL MTR-NO: 185670; MTR-CODE: AJM	KT 1248
				W-P; CAM	FROM MTR-NO: 185 671; MTR-CODE: AJM	KT 1236 W1
				W-P; CAM	MTR-CODE: AUY	KT 1236 W1

1.9 TDI 4motion

1896 ccm	85 kW	AJM	05.99 - 06.01	ALT	FROM: 01.00; - AC	5 PK 1435
				ALT	FROM: 01.00; + AC	6 DPK 1195
				CAM	MTR-CODE: AJM;AUY	ZRK 1338
				CAM	FROM MTR-NO: 185671; MTR-CODE: AJM	KT 1236
				CAM	FROM MTR-NO: 185671; MTR-CODE: AJM	KT 1238
				CAM	MTR-CODE: AUY	KT 1236
				CAM	MTR-CODE: AUY	KT 1238
				CAM	UNTIL MTR-NO: 185670	KT 1235
				CAM	UNTIL MTR-NO: 185670	KT 1248
				W-P; CAM	FROM MTR-NO: 185 671; MTR-CODE: AJM	KT 1236 W1
				W-P; CAM	MTR-CODE: AUY	KT 1236 W1

1.9 TDI

1896 ccm	96 kW	ASZ	11.00 - 06.06	ALT	FROM: 06.01; - AC	6 PK 1125
				ALT	FROM: 06.01; + AC	6 DPK 1195
				W-P; CAM		ZRK 1338
				W-P; CAM	FROM CHA-NO.: 1J-2B123079;1J-2D352774;1J-2P394001;1J-2U403277;1J-2W592783	KT 1237
				W-P; CAM	UNTIL CHA-NO.: 1J-2B123078;1J-2D352773;1J-2P394000;1J-2U403276;1J-2W592782	KT 1236
				W-P; CAM	UNTIL CHA-NO.: 1J-2B123078;1J-2D352773;1J-2P394000;1J-2U403276;1J-2W592782	KT 1238
				W-P	FROM CHA-NO.: 1J-2B123079;1J-2D352774;1J-2P394001;1J-2U403277;1J-2W592783; UNTIL: 2002	KT 1237 W1
				W-P; CAM	FROM: 2003	KT 1237 W3
				W-P; CAM	UNTIL CHA-NO.: 1J-2-B123078;1J-2-D352773;1J-2-P394000;1J-2-W525000;1J-U403276	KT 1236 W1

1.9 TDI 4motion

1896 ccm	96 kW	ASZ	11.00 - 06.06	ALT	FROM: 06.01; - AC	6 PK 1125
				ALT	FROM: 06.01; + AC	6 DPK 1195
				W-P; CAM		ZRK 1338
				W-P; CAM	FROM CHA-NO.: 1J-2B123079;1J-2D352774;1J-2P394001;1J-2U403277;1J-2W592783	KT 1237
				W-P; CAM	UNTIL CHA-NO.: 1J-2B123078;1J-2D352773;1J-2P394000;1J-2U403276;1J-2W592782	KT 1236
				W-P; CAM	UNTIL CHA-NO.: 1J-2B123078;1J-2D352773;1J-2P394000;1J-2U403276;1J-2W592782	KT 1238
				W-P	FROM CHA-NO.: 1J-2B123079;1J-2D352774;1J-2P394001;1J-2U403277;1J-2W592783; UNTIL: 2002	KT 1237 W1
				W-P; CAM	FROM: 2003	KT 1237 W3
				W-P; CAM	UNTIL CHA-NO.: 1J-2-B123078;1J-2-D352773;1J-2-P394000;1J-2-W525000;1J-U403276	KT 1236 W1

GOLF IV Cabriolet (1E7)

1.6

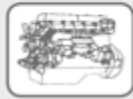
1595 ccm	74 kW	AFT;AKS	06.98 - 06.02	PS		AVX 11,5 x 685
				PS	+ AC	AVX 11,5 x 755
				ALT	- AC; AU	6 PK 1035
				ALT	- AC; MAN	6 PK 894
				ALT	+ AC	6 PK 1153
				CAM		ZRK 1237
				CAM		KT 1288

1.8

1781 ccm	55 kW	AAM;ANN	06.98 - 06.02	PS		AVX 11,5 x 685
				PS	- AC	AVX 11,9 x 690
				PS	+ AC	AVX 11,5 x 755
				PS	+ AC	AVX 11,9 x 768
				ALT	- AC; AU	6 PK 1035
				ALT	- AC; MAN	6 PK 894
				ALT	+ AC	6 PK 1153
				AUX-FAN	+ AUTO-TM; + AC	2 PJ 860
				AUX-FAN	+ MAN-TM; + AC	2 PJ 800
				CAM		ZRK 1237


VW
GOLF IV Cabriolet (1E7)

1.8						
1781 ccm	55 kW	AAM;ANN	06.98 - 06.02	CAM		KT 1288
1.8						
1781 ccm	66 kW	ADZ;ANP	06.98 - 06.02	PS		AVX 11,5 x 685
				PS	- AC	AVX 11,9 x 690
				PS	+ AC	AVX 11,5 x 755
				PS	+ AC	AVX 11,9 x 768
				ALT	- AC; AU	6 PK 1035
				ALT	- AC; MAN	6 PK 894
				ALT	+ AC	6 PK 1153
				AUX-FAN	+ AUTO-TM; + AC	2 PJ 860
				AUX-FAN	+ MAN-TM; + AC	2 PJ 800
				CAM		ZRK 1056
				CAM		KT 1001
2.0						
1984 ccm	85 kW	AGG;AKR;ATU;AWF;AWG	06.98 - 06.02	PS	- AC	AVX 11,9 x 690
				PS	+ AC	AVX 11,9 x 768
				ALT	- AC; AU	6 PK 1035
				ALT	- AC; MAN	6 PK 894
				ALT	+ AC	6 PK 1153
				AUX-FAN	+ AUTO-TM; + AC	2 PJ 860
				AUX-FAN	+ MAN-TM; + AC	2 PJ 800
				CAM		ZRK 1315
				CAM	MTR-CODE: AGG, AKR	KT 1258
				CAM	MTR-CODE: ATU;AWF;AWG	KT 1363
1.9 TDI						
1896 ccm	66 kW	AHU;ALE	06.98 - 06.02	PS	- AC	AVX 11,5 x 730
				PS	+ AC	AVX 11,5 x 790
				ALT	- AC; AU	6 PK 1045
				ALT	- AC; MAN	6 PK 925
				ALT	+ AC	6 PK 1145
				AUX-FAN	+ AC	2 PJ 800
				CAM		ZRK 1290
				CAM		KT 1358
1.9 TDI						
1896 ccm	81 kW	AFN;AVG	06.98 - 06.02	PS	- AC	AVX 11,5 x 730
				PS	+ AC	AVX 11,5 x 790
				ALT	- AC; AU	6 PK 1045
				ALT	- AC; MAN	6 PK 925
				ALT	+ AC	6 PK 1145
				AUX-FAN	+ AC	2 PJ 800
				CAM		ZRK 1290
				CAM		KT 1358
GOLF V (1K1)						
1.4 16V						
1390 ccm	55 kW	BCA	10.03 - 05.06	ALT	UNTIL: 05.06; - AC	6 PK 737
				ALT	UNTIL: 05.06; + AC	6 PK 1100
				CAM		ZRK 1001
				CAM	MTR-CODE: BCA	KT 1464
				CAM	UNTIL CHA-NO.: 1K-6-250000	KT 1209
				CAM	MTR-CODE: BCA; FROM CHA-NO.: 1K-7-000 001	KT 1445 W1
				CAM	UNTIL CHA-NO.: 1K-6-250000	KT 1209 W1
1.4 16V						
1390 ccm	59 kW	BUD	05.06 - 11.08	ALT	- AC	6 PK 737
				ALT	+ AC	6 PK 1100
				CAM		ZRK 1001
				CAM	MTR-CODE: BUD	KT 1464
1.4 FSI						
1390 ccm	66 kW	BKG;BLN	10.03 - 07.06	ALT	- AC	6 PK 1090
				ALT	+ AC	6 PK 1735
1.4 TSI						
1390 ccm	90 kW	CAXA	05.07 - 11.08	ALT	- AC	6 PK 1090
				ALT	+ AC	6 PK 1735
1.4 TSI						
1390 ccm	103 kW	BMV	05.06 - 11.08	AIR-C		5 PK 491
				ALT	- AC	6 PK 1600



VW

GOLF V (1K1)

1.4 TSI

1390 ccm 103 kW BMY 05.06 - 11.08 ALT + AC 6 PK 1700

1.4 TSI

1390 ccm 125 kW BLG 11.05 - 11.08 AIR-C ALT - AC 5 PK 491
ALT + AC 6 PK 1600
ALT + AC 6 PK 1700

1.6

1595 ccm 75 kW BGU;BSE;BSF 01.04 - 11.08 ALT - AC 6 PK 900
ALT + AC 6 PK 1045
CAM ZRK 1216
CAM KT 1133

1.6 MultiFuel

1595 ccm 75 kW CCSA 10.07 - 11.08 ALT - AC 6 PK 900
ALT + AC 6 PK 1045
CAM ZRK 1216
CAM KT 1133

1.6 FSI

1598 ccm 85 kW BAG;BLF;BLP 10.03 - 07.08 ALT - AC 6 PK 1090
ALT + AC 6 PK 1735

2.0

1984 ccm 85 kW BHY 08.06 - 11.08 CAM ZRK 1216
CAM KT 1133

2.0 FSI

1984 ccm 110 kW AXW;BLR;BLX;BLY;BVX;BVY;BVZ 01.04 - 11.08 ALT + AC 6 PK 1045
ALT MTR-CODE: AXW; - AC 6 PK 894
ALT MTR-CODE: BLR;BLX;BLY;BVY;BVZ; - AC 6 PK 900
CAM MTR-CODE: AXW ZRK 1313
CAM MTR-CODE: AXX;BLR;BLX;BLY ZRK 1443
CAM MTR-CODE: AXW KT 1375
CAM MTR-CODE: AXX;BLR;BLX;BLY KT 1432
W-P; CAM MTR-CODE: AXW KT 1375 W1
W-P; CAM MTR-CODE: BVY;BVZ;BLB;BLX;BVX KT 1516 W1

2.0 FSI 4motion

1984 ccm 110 kW BLX;BVX 08.04 - 11.08 ALT FROM: 12.04; - AC 6 PK 900
ALT FROM: 12.04; + AC 6 PK 1045
CAM MTR-CODE: BLX ZRK 1443
CAM MTR-CODE: BLX KT 1432
W-P; CAM KT 1516 W1

2.0 GTI

1984 ccm 147 kW AXX;BPY;BWA;CAWB;CBFA;CCTA 10.04 - 02.09 ALT FROM: 03.08; MTR-CODE: CAWB;CBFA;CCTA 6 PK 1115
ALT MTR-CODE: AXX;BWA;AXX;BWA;CAWB;CBFA; - AC 6 PK 955
ALT MTR-CODE: AXX;BWA;AXX;BWA;CAWB;CBFA; + AC 6 PK 1055
ALT MTR-CODE: AXX;BWA;CAWB;CBFA;CAWB;CBFA;CCTA 6 PK 1115
CAM MTR-CODE: AXX;BPY;BWA ZRK 1443
W-P MTR-CODE: CCTA;CAWB;CBFA ZRK 1585
CAM MTR-CODE: AXX;BPY;BWA KT 1432
W-P; CAM MTR-CODE: AXX;BPY;BWA KT 1432 W1

2.0 GTI

1984 ccm 169 kW BYD 09.06 - 12.08 ALT - AC 6 PK 955
ALT + AC 6 PK 1055
W-P; CAM ZRK 1443

3.2 R32 4motion

3189 ccm 184 kW BUB;CBRA 11.05 - 11.08 ALT - AC 6 PK 1240
ALT + AC 6 PK 1625

1.9 TDI

1896 ccm 66 kW BRU;BXF;BXJ 05.04 - 11.08 ALT - AC 6 PK 950
ALT + AC 6 PK 1055
W-P; CAM ZRK 1338
W-P; CAM KT 1237
W-P; CAM KT 1237 W2

1.9 TDI

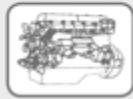
1896 ccm 77 kW BKC;BLS;BXE 10.03 - 11.08 ALT - AC 6 PK 950



VW

GOLF V (1K1)

1.9 TDI						
1896 ccm	77 kW	BKC;BLS;BXE	10.03 - 11.08	ALT	+ AC	6 PK 1055
				W-P; CAM		ZRK 1338
				W-P; CAM		KT 1237
				W-P; CAM	MTR-CODE: BKC	KT 1237 W2
1.9 TDI 4motion						
1896 ccm	77 kW	BKC;BLS;BXE	08.04 - 11.08	ALT	- AC	6 PK 950
				ALT	+ AC	6 PK 1055
				W-P; CAM		ZRK 1338
				W-P; CAM		KT 1237
				W-P; CAM		KT 1237 W2
2.0 SDI						
1968 ccm	55 kW	BDK	01.04 - 11.08	ALT	- AC	6 PK 950
				ALT	+ AC	6 PK 1055
				W-P; CAM		ZRK 1338
				W-P; CAM		KT 1237
				W-P; CAM		KT 1237 W2
2.0 TDI						
1968 ccm	100 kW	AZV;CBDA	10.03 - 11.08	ALT	- AC	6 PK 950
				ALT	+ AC	6 PK 1055
				CAM	MTR-CODE: CBDA;CBDB;CBDC	ZRK 1544
				W-P	MTR-CODE: AZV;BKD	ZRK 1468
				CAM	MTR-CODE: AZV;BKD; FROM CHA-NO.: 1K-7-000 001; FROM: 2006	KT 1512
				CAM	MTR-CODE: CBDA;CBDB;CBDC	KT 1420
				CAM; W-P	MTR-CODE: AZV;BKD; UNTIL: 2005	KT 1512
				W-P	MTR-CODE: AZV;BKD; UNTIL: 2005	KT 1403
				W-P; CAM	UNTIL CHA-NO.: 1K-6-250000; MTR-CODE: AZV;BKD; FROM: 2006	KT 1403
				CAM; W-P	MTR-CODE: CBDA;CBDB;CBDC	KT 1420 W2
				W-P	MTR-CODE: AZV;BKD; UNTIL: 2005	KT 1403 W1
				W-P; CAM	MTR-CODE: AZV; FROM CHA-NO.: 1K-7-000- 001	KT 1512 W1
				W-P; CAM	UNTIL CHA-NO.: 1K-6-250000; MTR-CODE: AZV;BKD; FROM: 2006	KT 1403 W1
2.0 TDI						
1968 ccm	103 kW	BMM	12.04 - 11.08	ALT	- AC	6 PK 950
				ALT	+ AC	6 PK 1055
				W-P; CAM		ZRK 1338
				W-P; CAM		KT 1237
				W-P; CAM		KT 1237 W3
2.0 TDI 4motion						
1968 ccm	103 kW	BMM	08.04 - 11.08	ALT	- AC	6 PK 950
				ALT	+ AC	6 PK 1055
				W-P; CAM		ZRK 1338
				W-P; CAM		KT 1237
				W-P; CAM		KT 1237 W3
2.0 TDI 16V						
1968 ccm	103 kW	BKD	10.03 - 11.08	ALT	- AC	6 PK 950
				ALT	+ AC	6 PK 1055
				W-P	MTR-CODE: AZV;BKD	ZRK 1468
				CAM	MTR-CODE: AZV;BKD; FROM CHA-NO.: 1K-7-000 001; FROM: 2006	KT 1512
				CAM; W-P	MTR-CODE: AZV;BKD; UNTIL: 2005	KT 1512
				W-P	MTR-CODE: AZV;BKD; UNTIL: 2005	KT 1403
				W-P; CAM	UNTIL CHA-NO.: 1K-6-250000; MTR-CODE: AZV;BKD; FROM: 2006	KT 1403
				W-P	MTR-CODE: AZV;BKD; UNTIL: 2005	KT 1403 W1
				W-P; CAM	FROM CHA-NO.: 1K-7-000 001	KT 1512 W1
				W-P; CAM	UNTIL CHA-NO.: 1K-6-250000; MTR-CODE: AZV;BKD; FROM: 2006	KT 1403 W1
2.0 TDI 16V 4motion						
1968 ccm	103 kW	BKD	08.04 - 11.08	ALT	- AC	6 PK 950
				ALT	+ AC	6 PK 1055
				W-P	MTR-CODE: AZV;BKD	ZRK 1468
				CAM	MTR-CODE: AZV;BKD; FROM CHA-NO.: 1K-7-000 001; FROM: 2006	KT 1512
				CAM	MTR-CODE: AZV;BKD; UNTIL: 2005	KT 1512
				W-P	MTR-CODE: AZV;BKD; UNTIL: 2005	KT 1403



VW

GOLF V (1K1)

2.0 TDI 16V 4motion

1968 ccm	103 kW	BKD	08.04 - 11.08	W-P; CAM	UNTIL CHA-NO.: 1K-6-250000; MTR-CODE: AZV;BKD; FROM: 2006	KT 1403
				W-P	MTR-CODE: AZV;BKD; UNTIL: 2005	KT 1403 W1
				W-P; CAM	FROM CHA-NO.: 1K-7-000-001	KT 1512 W1
				W-P; CAM	UNTIL CHA-NO.: 1K-6-250000; MTR-CODE: AZV;BKD; FROM: 2006	KT 1403 W1

2.0 TDI

1968 ccm	125 kW	BMN	11.05 - 11.08	ALT	- AC	6 PK 950
				ALT	+ AC	6 PK 1055
				W-P; CAM		ZRK 1468
				CAM; W-P	MTR-CODE: BMN	KT 1512
				W-P; CAM		KT 1512 W1

GOLF V Variant (1K5)

1.4

1390 ccm	59 kW	BUD	06.07 -	ALT	- AC	6 PK 737
				ALT	+ AC	6 PK 1100
				CAM		ZRK 1001
				CAM	MTR-CODE: BUD	KT 1464
				CAM	MTR-CODE: BUD	KT 1445 W1

1.4 TSI

1390 ccm	90 kW	CAXA	06.07 -	ALT	- AC	6 PK 1090
				ALT	+ AC	6 PK 1735

1.4 TSI

1390 ccm	103 kW	BMY	06.07 -	AIR-C		5 PK 491
				ALT	- AC	6 PK 1600
				ALT	+ AC	6 PK 1700

1.4 TSI

1390 ccm	118 kW	CAVD	07.08 -	AIR-C		5 PK 491
				ALT	- AC	6 PK 1600
				ALT	+ AC	6 PK 1700

1.4 TSI

1390 ccm	125 kW	BLG	06.07 -	AIR-C		5 PK 491
				ALT	- AC	6 PK 1600
				ALT	+ AC	6 PK 1700

1.6

1595 ccm	75 kW	BSE;BSF;CCSA	06.07 -	ALT	- AC	6 PK 900
				ALT	+ AC	6 PK 1045
				CAM		ZRK 1216
				CAM		KT 1133

1.6 MultiFuel

1595 ccm	75 kW	CCSA	11.07 -	ALT	- AC	6 PK 900
				ALT	+ AC	6 PK 1045
				CAM		ZRK 1216
				CAM		KT 1133

2.0

1984 ccm	147 kW	BWA;CAWB;CCTA	06.07 -	ALT	MTR-CODE: BWA; - AC	6 PK 955
				ALT	MTR-CODE: BWA; + AC	6 PK 1055
				ALT	MTR-CODE: CCTA	6 PK 1115
				W-P	MTR-CODE: CCTA;CAWB;CBFA	ZRK 1585
				W-P; CAM	MTR-CODE: BWA	ZRK 1443
				W-P; CAM	MTR-CODE: BWA	KT 1432

1.9 TDI

1896 ccm	77 kW	BLS;BXE	06.07 -	ALT	- AC	6 PK 950
				ALT	+ AC	6 PK 1055
				CAM		ZRK 1338
				CAM		KT 1237
				CAM		KT 1237 W2

1.9 TDI 4motion

1896 ccm	77 kW	BLS	01.08 -	ALT	- AC	6 PK 950
				ALT	+ AC	6 PK 1055
				CAM		ZRK 1338
				CAM		KT 1237
				CAM		KT 1237 W2

2.0 TDI

1968 ccm	100 kW	AZV	06.07 -	ALT	- AC	6 PK 950
----------	--------	-----	---------	-----	------	----------


VW
GOLF V Variant (1K5)

2.0 TDI						
1968 ccm	100 kW	AZV	06.07 -	ALT	+ AC	6 PK 1055
				W-P	MTR-CODE: AZV;BKD	ZRK 1468
				CAM; W-P	MTR-CODE: AZV;BKD; FROM CHA-NO.: 1K-7-000 001	KT 1512
				W-P	UNTIL CHA-NO.: 1K-6-250000; MTR-CODE: AZV;BKD	KT 1403
				W-P	UNTIL CHA-NO.: 1K-6-250000; MTR-CODE: AZV;BKD	KT 1403 W1
				W-P; CAM	FROM CHA-NO.: 1K-7-000 001	KT 1512 W1

2.0 TDI 4motion						
1968 ccm	100 kW	AZV	06.07 -	ALT	- AC	6 PK 950
				ALT	+ AC	6 PK 1055
				W-P	MTR-CODE: AZV;BKD	ZRK 1468
				CAM; W-P	MTR-CODE: AZV;BKD; FROM CHA-NO.: 1K-7-000 001	KT 1512
				W-P; CAM	UNTIL CHA-NO.: 1K-6-250000; MTR-CODE: AZV;BKD	KT 1403
				W-P; CAM	FROM CHA-NO.: 1K-7-000 001	KT 1512 W1
				W-P; CAM	UNTIL CHA-NO.: 1K-6-250000; MTR-CODE: AZV;BKD	KT 1403 W1

2.0 TDI						
1968 ccm	103 kW	BMM	06.07 -	ALT	- AC	6 PK 950
				ALT	+ AC	6 PK 1055
				W-P; CAM		ZRK 1338
				W-P; CAM		KT 1237
				W-P; CAM		KT 1237 W3

2.0 TDI 16V						
1968 ccm	103 kW	BKD;CBDB	06.07 -	ALT	MTR-CODE: BKD; - AC	6 PK 950
				ALT	MTR-CODE: BKD; + AC	6 PK 1055
				ALT	UNTIL: 07.09; MTR-CODE: CBDB; - AC	6 EPK 842
				ALT	UNTIL: 07.09; MTR-CODE: CBDB; + AC	6 PK 1070
				W-P	MTR-CODE: AZV;BKD	ZRK 1468
				W-P	MTR-CODE: CBDA;CBDB	ZRK 1544
				CAM	MTR-CODE: CBDA;CBDB	KT 1420
				CAM; W-P	MTR-CODE: AZV;BKD; FROM CHA-NO.: 1K-6-250 000	KT 1512
				W-P	UNTIL CHA-NO.: 1K-6-250000; MTR-CODE: AZV;BKD	KT 1403
				CAM; W-P	MTR-CODE: CBDA;CBDB; UNTIL: 04.12	KT 1420 W2
				W-P	UNTIL CHA-NO.: 1K-6-250000; MTR-CODE: AZV;BKD	KT 1403 W1
				W-P; CAM	MTR-CODE: BKD; FROM CHA-NO.: 1K-7-000 001	KT 1512 W1

GOLF VI (5K1)

1.2 TSI						
1197 ccm	77 kW	CBZB	05.09 - 11.12	ALT	- AC	6 PK 1432
				ALT	+ AC	6 PK 1690

1.4						
1390 ccm	59 kW	CGGA	10.08 - 11.12	ALT	- AC	6 PK 737
				ALT	+ AC	6 PK 1100
				CAM		ZRK 1001
				CAM	MTR-CODE: CGGA	KT 1445 W1

1.4 TSI						
1390 ccm	90 kW	CAXA	10.08 - 11.12	ALT	- AC	6 PK 1090
				ALT	+ AC	6 PK 1735

1.4 TSI						
1390 ccm	118 kW	CAVD;CNWA;CTHD;CTKA	10.08 - 11.12	AIR-C		5 PK 491
				ALT	- AC	6 PK 1600
				ALT	+ AC	6 PK 1700

1.6						
1595 ccm	75 kW	BSE;BSF;CCSA;CMXA	10.08 - 11.12	ALT	MTR-CODE: BSE;BSF; - AC	6 PK 900
				ALT	MTR-CODE: BSE;BSF; + AC	6 PK 1045
				ALT	MTR-CODE: BSE;BSF;CCSA; - AC	6 PK 900
				ALT	MTR-CODE: BSE;BSF;CCSA; + AC	6 PK 1045
				CAM		ZRK 1216
				CAM		KT 1133

1.6 BiFuel						
1595 ccm	75 kW	CHGA	03.09 - 11.12	ALT	- AC	6 PK 900



VW

GOLF VI (5K1)

1.6 BiFuel

1595 ccm	75 kW	CHGA	03.09 - 11.12	ALT CAM CAM	+ AC	6 PK 1045 ZRK 1216 KT 1133
----------	-------	------	---------------	-------------------	------	----------------------------------

2.0 GTi

1984 ccm	155 kW	CCZB	04.09 - 11.12	ALT W-P		6 PK 1115 ZRK 1585
----------	--------	------	---------------	------------	--	-----------------------

2.0 R 4motion

1984 ccm	199 kW	CDLF	11.09 - 11.12	ALT ALT CAM	- AC + AC MTR-CODE: CDLC;CDLF	6 PK 955 6 PK 1055 ZRK 1443
----------	--------	------	---------------	-------------------	-------------------------------------	-----------------------------------

1.6 TDI

1598 ccm	66 kW	CAYB	02.09 - 11.12	ALT CAM	- AC MTR-CODE: CAYB;CAYC	6 EPK 842 ZRK 1572
----------	-------	------	---------------	------------	-----------------------------	-----------------------

1.6 TDI

1598 ccm	77 kW	CAYC	02.09 - 11.12	ALT ALT CAM	- AC FROM: 10.09; + AC MTR-CODE: CAYB;CAYC	6 EPK 842 6 PK 1070 ZRK 1572
----------	-------	------	---------------	-------------------	--	------------------------------------

2.0 TDI

1968 ccm	81 kW	CBDC;CLCA	10.08 - 11.12	ALT ALT CAM CAM CAM CAM; W-P	- AC + AC MTR-CODE: CLCA MTR-CODE: CBDC	6 EPK 842 6 PK 1070 ZRK 1544 ZRK 1572 KT 1420 KT 1420 W2
----------	-------	-----------	---------------	---	--	---

2.0 TDI

1968 ccm	100 kW	CBAA;CFFA	10.08 - 11.12	ALT ALT ALT ALT CAM CAM CAM CAM CAM; W-P	MTR-CODE: CBAA;CFFA; - AC MTR-CODE: CBAA;CFFA; + AC MTR-CODE: CBDA;CFHB; - AC MTR-CODE: CBDA;CFHB; + AC MTR-CODE: CBAA;CBAB MTR-CODE: CFFA;CFFB MTR-CODE: CBAA;CBAB	6 EPK 842 6 PK 1070 6 EPK 842 6 PK 1070 ZRK 1544 ZRK 1572 KT 1420 KT 1420 W1 KT 1420 W2
----------	--------	-----------	---------------	--	---	---

2.0 TDI

1968 ccm	103 kW	CBAB;CFFB;CJAA	10.08 - 05.13	ALT ALT ALT ALT CAM CAM CAM CAM CAM; W-P	MTR-CODE: CBAB;CFFB;CJAA; - AC MTR-CODE: CBAB;CFFB;CJAA; + AC MTR-CODE: CBDB;CFHC; - AC MTR-CODE: CBDB;CFHC; + AC MTR-CODE: CBAB;CJAA MTR-CODE: CFFA;CFFB MTR-CODE: CBAB;CJAA	6 EPK 842 6 PK 1070 6 EPK 842 6 PK 1070 ZRK 1544 ZRK 1572 KT 1420 KT 1420 W1 KT 1420 W2
----------	--------	----------------	---------------	--	---	---

2.0 TDI 4motion

1968 ccm	103 kW	CBAB;CFFB	05.09 - 11.12	ALT ALT CAM CAM CAM CAM CAM; W-P	- AC + AC MTR-CODE: CBAA;CBAB MTR-CODE: CFFA;CFFB MTR-CODE: CBAA;CBAB	6 EPK 842 6 PK 1070 ZRK 1544 ZRK 1572 KT 1420 KT 1420 W1 KT 1420 W2
----------	--------	-----------	---------------	--	---	---

2.0 TDI

1968 ccm	125 kW	CBBB;CFGB	04.09 - 11.12	ALT ALT CAM CAM CAM CAM	- AC + AC MTR-CODE: CBBB MTR-CODE: CFGB MTR-CODE: CBBB MTR-CODE: CBB/F	6 EPK 842 6 PK 1070 ZRK 1544 ZRK 1572 KT 1420 KT 1420 W1
----------	--------	-----------	---------------	--	---	---

GOLF VI Variant (AJ5)

1.2 TSI

1197 ccm	77 kW	CBZB	08.09 -	ALT ALT	- AC + AC	6 PK 1432 6 PK 1690
----------	-------	------	---------	------------	--------------	------------------------

1.4

1390 ccm	59 kW	BUD;CGGA	07.09 -	ALT	- AC	6 PK 737
----------	-------	----------	---------	-----	------	----------


VW
GOLF VI Variant (AJ5)

1.4							
1390 ccm	59 kW	BUD;CGGA	07.09 -	ALT	+ AC		6 PK 1100
				CAM			ZRK 1001
				CAM	MTR-CODE: BUD		KT 1445 W1
1.4 TSI							
1390 ccm	90 kW	CAXA	07.09 -	ALT	- AC		6 PK 1090
				ALT	+ AC		6 PK 1735
1.4 TSI							
1390 ccm	118 kW	CAVD;CNWA;CTHD;CTKA	07.09 -	AIR-C			5 PK 491
				ALT	- AC		6 PK 1600
				ALT	+ AC		6 PK 1700
1.6							
1595 ccm	75 kW	BSE;BSF;CCSA;CMXA	07.09 -	ALT	- AC		6 PK 900
				ALT	+ AC		6 PK 1045
				CAM			ZRK 1216
				CAM			KT 1133
1.6 TDI							
1598 ccm	66 kW	CAYB	12.09 -	ALT	- AC		6 EPK 842
				ALT	+ AC		6 PK 1070
				CAM	MTR-CODE: CAYB;CAYC		ZRK 1572
1.6 TDI							
1598 ccm	77 kW	CAYC	07.09 -	ALT	- AC		6 EPK 842
				ALT	+ AC		6 PK 1070
				CAM	MTR-CODE: CAYB;CAYC		ZRK 1572
1.6 TDI 4motion							
1598 ccm	77 kW	CAYC	07.09 -	ALT	- AC		6 EPK 842
				ALT	+ AC		6 PK 1070
				CAM	MTR-CODE: CAYB;CAYC		ZRK 1572
2.0 TDI 16V							
1968 ccm	103 kW	CBDB;CFHC;CJAA;CLCB	07.09 -	ALT	- AC		6 EPK 842
				ALT	+ AC		6 PK 1070
				CAM; W-P	MTR-CODE: CFHB;CFHC		ZRK 1572
				W-P	MTR-CODE: CBDA;CBDB		ZRK 1544
				W-P	MTR-CODE: CBDA;CBDB		KT 1420
				CAM			KT 1420 W1
				CAM; W-P	MTR-CODE: CBDA;CBDB; UNTIL: 04.12		KT 1420 W2

GOLF VI Cabriolet (517)

2.0 TSI							
1984 ccm	155 kW	CCZB	11.11 -	W-P			ZRK 1585
1.6 TDI							
1598 ccm	77 kW	CAYC	03.11 -	CAM	MTR-CODE: CAYB;CAYC		ZRK 1572
2.0 TDI							
1968 ccm	103 kW	CFHC	11.11 -	CAM			ZRK 1572

GOLF PLUS (5M1, 521)

1.4 16V							
1390 ccm	55 kW	BCA	01.05 -	ALT	- AC		6 PK 737
				ALT	+ AC		6 PK 1100
				CAM			ZRK 1001
				CAM	FROM CHA-NO.: 1K-7-500001		KT 1445
				CAM	UNTIL CHA-NO.: 1K-6-650000		KT 1209
				CAM	MTR-CODE: BUD, CGGA		KT 1445 W1
				CAM	UNTIL CHA-NO.: 1K-6-650000		KT 1209 W1
1.4 16V							
1390 ccm	59 kW	BUD;CGGA	05.06 -	ALT	FROM: 01.09; MTR-CODE: BUD;CGGA; - AC		6 PK 737
				ALT	FROM: 01.09; MTR-CODE: BUD;CGGA; + AC		6 PK 1100
				ALT	FROM: 05.06; MTR-CODE: BUD; - AC		6 PK 737
				ALT	FROM: 05.06; MTR-CODE: BUD; + AC		6 PK 1100
				CAM			ZRK 1001
				CAM	MTR-CODE: BCA; FROM CHA-NO.: 1K-7-500 001		KT 1445 W1
1.4 FSI							
1390 ccm	66 kW	BLN	07.05 -	ALT	- AC		6 PK 1090
				ALT	+ AC		6 PK 1735
1.4 TSI							
1390 ccm	90 kW	CAXA	06.07 -	ALT	- AC		6 PK 1090
				ALT	+ AC		6 PK 1735



VW

GOLF PLUS (5M1, 521)

1.4 TSI

1390 ccm	103 kW	BMY	05.06 -	AIR-C		5 PK 491
				ALT	- AC	6 PK 1600
				ALT	+ AC	6 PK 1700

1.4 TSI

1390 ccm	118 kW	CAVD;CNWA	06.08 -	AIR-C		5 PK 491
				ALT	- AC	6 PK 1600
				ALT	+ AC	6 PK 1700

1.4 TSI

1390 ccm	125 kW	BLG	05.06 -	AIR-C		5 PK 491
				ALT	- AC	6 PK 1600
				ALT	+ AC	6 PK 1700

1.6

1595 ccm	75 kW	BSE;BSF;CCSA;CMXA	05.05 -	ALT	MTR-CODE: BGU;BSE;BSF;CCSA; - AC	6 PK 900
				ALT	MTR-CODE: BGU;BSE;BSF;CCSA; + AC	6 PK 1045
				ALT	MTR-CODE: BSE;BSF;CCSA; - AC	6 PK 900
				ALT	MTR-CODE: BSE;BSF;CCSA; + AC	6 PK 1045
				CAM		ZRK 1216
				CAM		KT 1133

1.6 MultiFuel

1595 ccm	75 kW	CCSA;CMXA	11.07 -	CAM		ZRK 1216
				CAM		KT 1133

1.6 FSI

1598 ccm	85 kW	BLF	01.05 -	ALT	- AC	6 PK 1090
				ALT	+ AC	6 PK 1735

2.0 FSI

1984 ccm	110 kW	BLR;BLY;BVY;BVZ	05.05 -	ALT	- AC	6 PK 900
				ALT	+ AC	6 PK 1045
				CAM		ZRK 1443
				CAM		KT 1432
				W-P; CAM		KT 1516 W1

1.6 TDI

1598 ccm	66 kW	CAYB	02.09 -	CAM	MTR-CODE: CAYB;CAYC	ZRK 1572
----------	-------	------	---------	-----	---------------------	----------

1.6 TDI

1598 ccm	77 kW	CAYC	03.09 -	ALT	- AC	6 EPK 842
				CAM	MTR-CODE: CAYB;CAYC	ZRK 1572

1.9 TDI

1896 ccm	66 kW	BRU;BXF;BXJ	05.05 -	ALT	- AC	6 PK 950
				ALT	+ AC	6 PK 1055
				W-P; CAM		ZRK 1338
				W-P; CAM		KT 1237
				W-P; CAM		KT 1237 W2

1.9 TDI

1896 ccm	77 kW	BKC;BLS;BXE	01.05 -	ALT	- AC	6 PK 950
				ALT	+ AC	6 PK 1055
				W-P; CAM		ZRK 1338
				W-P; CAM		KT 1237
				W-P; CAM		KT 1237 W2

2.0 TDI

1968 ccm	81 kW	CBDC;CLCA	01.09 -	ALT	- AC	6 EPK 842
				ALT	+ AC	6 PK 1070
				CAM	MTR-CODE: CBDA;CBDB;CBDC	ZRK 1544
				CAM	MTR-CODE: CLCA	ZRK 1572
				CAM	MTR-CODE: CBDA;CBDB;CBDC	KT 1420
				CAM; W-P	MTR-CODE: CBDA;CBDB;CBDC	KT 1420 W2

2.0 TDI

1968 ccm	100 kW	AZV;CBDA;CFHB	05.05 -	ALT	- AC	6 PK 950
				ALT	+ AC	6 PK 1055
				CAM	MTR-CODE: CBDA;CBDB;CBDC	ZRK 1544
				CAM	MTR-CODE: CFHB;CFHC	ZRK 1572
				W-P	MTR-CODE: AZV;BKD	ZRK 1468
				CAM	MTR-CODE: AZV;BKD; FROM CHA-NO.: 1K-7-500 001	KT 1512
				CAM	MTR-CODE: CBDA;CBDB;CBDC	KT 1420
				W-P	UNTIL CHA-NO.: 1K-6-650000; MTR-CODE: AZV;BKD	KT 1403
				CAM; W-P	MTR-CODE: CBDA;CBDB;CBDC	KT 1420 W2


VW
GOLF PLUS (5M1, 521)

2.0 TDI							
1968 ccm	100 kW	AZV;CBDA;CFHB	05.05 -	W-P	UNTIL CHA-NO.: 1K-6-650000; MTR-CODE: AZV;BKD		KT 1403 W1
				W-P; CAM	MTR-CODE: AZV; FROM CHA-NO.: 1K-7-500 001		KT 1512 W1

2.0 TDI							
1968 ccm	103 kW	BMM	12.05 -	ALT	- AC		6 PK 950
				ALT	+ AC		6 PK 1055
				W-P; CAM			ZRK 1338
				W-P; CAM			KT 1237
				W-P; CAM			KT 1237 W3

2.0 TDI 16V							
1968 ccm	103 kW	BKD;CBDB;CFHC	01.05 -	ALT	- AC		6 PK 950
				ALT	+ AC		6 PK 1055
				CAM	MTR-CODE: CBDA;CBDB;CBDC		ZRK 1544
				CAM	MTR-CODE: CFHB;CFHC		ZRK 1572
				W-P	MTR-CODE: AZV;BKD		ZRK 1468
				CAM	MTR-CODE: AZV;BKD; FROM CHA-NO.: 1K-7-500 001		KT 1512
				CAM	MTR-CODE: CBDA;CBDB;CBDC		KT 1420
				W-P	UNTIL CHA-NO.: 1K-6-650000; MTR-CODE: AZV;BKD		KT 1403
				CAM			KT 1420 W1
				CAM; W-P	MTR-CODE: CBDA;CBDB;CBDC		KT 1420 W2
				W-P	UNTIL CHA-NO.: 1K-6-650000; MTR-CODE: AZV;BKD		KT 1403 W1
				W-P; CAM	MTR-CODE: BKD; FROM CHA-NO.: 1K-7-500 001		KT 1512 W1

JETTA III (1K2)

1.4 TSI							
1390 ccm	90 kW	CAXA	05.07 - 10.10	ALT	- AC		6 PK 1090
				ALT	+ AC		6 PK 1735

1.4 TSI							
1390 ccm	103 kW	BMV	07.06 - 10.10	AIR-C			5 PK 491
				ALT	+ AC		6 PK 1700

1.4 TSI							
1390 ccm	118 kW	CAVD	07.08 - 10.10	AIR-C			5 PK 491
				ALT	+ AC		6 PK 1700
				ALT	UNTIL: 10.10; - AC		6 PK 1600

1.4 TSI							
1390 ccm	125 kW	BLG	07.06 - 10.10	AIR-C			5 PK 491
				ALT	+ AC		6 PK 1700

1.6							
1595 ccm	75 kW	BGU;BSE;BSF;CCSA	10.05 - 10.10	ALT			6 PK 1045
				CAM	MTR-CODE: BSE;BSF		ZRK 1216
				CAM	MTR-CODE: BSE;BSF		KT 1133

1.6 FSI							
1598 ccm	85 kW	BLF	09.05 - 10.10	ALT			6 PK 1735

2.0 FSI							
1984 ccm	110 kW	BLR;BLX;BLY;BVY;BVZ	08.05 - 10.10	ALT			6 PK 1045
				CAM	MTR-CODE: BLR;BLY;BWA		ZRK 1443
				CAM			KT 1432
				W-P; CAM			KT 1516 W1

2.0 TFSI							
1984 ccm	147 kW	AXX;BPY;BWA;CAWB;CBFA;CC TA;CCZA	10.05 - 10.10	ALT	FROM: 07.08; MTR-CODE: CCTA		6 PK 1115
				ALT	MTR-CODE: BLR;BLY;BPY;BVY;BVZ		6 PK 1045
				ALT	MTR-CODE: BPY		6 PK 1055
				ALT	MTR-CODE: BWA		6 PK 1055
				CAM	MTR-CODE: BPY;BWA		ZRK 1443
				W-P	MTR-CODE: CCTA;CAWB;CBFA		ZRK 1585
				CAM	MTR-CODE: BPY;BWA		KT 1432
				W-P; CAM	MTR-CODE: BWA;BPY		KT 1432 W1

2.5 FSI							
2480 ccm	110 kW	BGP;BTK	01.06 - 10.10	ALT	- AC		5 PK 925
				ALT	+ AC		5 PK 1060

2.5 FSI							
2480 ccm	125 kW	CBTA;CBUA;CCCA	07.08 - 10.10	ALT	- AC		5 PK 925
				ALT	+ AC		5 PK 1060



VW

JETTA III (1K2)

1.6 TDI

1598 ccm 77 kW CAYC 06.09 - 10.10 CAM MTR-CODE: CAYB;CAYC ZRK 1572

1.9 TDI

1896 ccm 77 kW BKC;BLS;BXE 08.05 - 10.10 ALT 6 PK 1055
W-P; CAM ZRK 1338
W-P; CAM KT 1237
W-P; CAM KT 1237 W2

2.0 TDI

1968 ccm 100 kW AZV;CBDA 09.05 - 10.10 ALT MTR-CODE: AZV 6 PK 1055
ALT UNTIL: 09.10; MTR-CODE: CBDA 6 PK 1070
CAM MTR-CODE: AZV ZRK 1468
CAM MTR-CODE: CBDA ZRK 1544
CAM MTR-CODE: CBDA KT 1420
CAM UNTIL CHA-NO.: 1K-6-899000; MTR-CODE: AZV KT 1403
CAM; W-P FROM CHA-NO.: 1K-7-000 001; MTR-CODE: AZV;BKD KT 1512
CAM KT 1420 W1
CAM UNTIL CHA-NO.: 1K-6-899000; MTR-CODE: AZV KT 1403 W1
CAM; W-P MTR-CODE: CBDA;CBDB;CJAA KT 1420 W2
W-P; CAM MTR-CODE: AZV; FROM CHA-NO.: 1K-7-000 001 KT 1512 W1

2.0 TDI

1968 ccm 103 kW BMM 10.05 - 10.10 ALT 6 PK 1055
W-P; CAM ZRK 1338
W-P; CAM KT 1237
CAM MTR-CODE: CBDB/F KT 1420 W1
W-P; CAM KT 1237 W3

2.0 TDI 16V

1968 ccm 103 kW BKD;CBDB;CJAA 08.05 - 10.10 ALT MTR-CODE: BKD 6 PK 1055
ALT UNTIL: 10.10; MTR-CODE: CBDB 6 PK 1070
W-P MTR-CODE: AZV;BKD ZRK 1468
W-P; CAM MTR-CODE: CBEA ZRK 1544
CAM; W-P FROM CHA-NO.: 1K-7-000 001; MTR-CODE: AZV;BKD KT 1512
W-P UNTIL CHA-NO.: 1K-6-899000; MTR-CODE: AZV;BKD KT 1403
W-P; CAM MTR-CODE: CBEA KT 1420
CAM; W-P MTR-CODE: CBDA;CBDB;CJAA KT 1420 W2
W-P UNTIL CHA-NO.: 1K-6-899000; MTR-CODE: AZV;BKD KT 1403 W1
W-P; CAM MTR-CODE: BKD; FROM CHA-NO.: 1K-7-000 001 KT 1512 W1

2.0 TDI

1968 ccm 125 kW BMN;CEGA 10.06 - 10.10 ALT MTR-CODE: BMN 6 PK 1055
CAM UNTIL: 10.10; MTR-CODE: CEGA 6 PK 1070
W-P; CAM MTR-CODE: BMN ZRK 1468
CAM; W-P MTR-CODE: BMN KT 1512
CAM KT 1420 W1
W-P; CAM MTR-CODE: BMN KT 1512 W1

JETTA IV (162)

2.0 TSI

1984 ccm 147 kW CBFA;CCTA;CCZA 12.10 - W-P ZRK 1585

1.6 TDI

1598 ccm 77 kW CAYC 02.11 - CAM MTR-CODE: CAYB;CAYC ZRK 1572

2.0 TDI

1968 ccm 81 kW CLCA 10.10 - CAM MTR-CODE: CLCA ZRK 1572

2.0 TDI

1968 ccm 103 kW CFFB;CFHC;CJAA;CLCB 02.11 - CAM MTR-CODE: CLCB;CLCA;CFHC;CFFB ZRK 1572
CAM MTR-CODE: CJAA; UNTIL: 04.12 KT 1420 W2

KAEFER

1.2 (42005)

1192 ccm 22 kW M51 01.54 - 07.65 ALT AVX 11,3 x 912

1200 1.2 (11)

1192 ccm 25 kW D 01.60 - 12.85 ALT FROM MTR-NO: 1695282 AVX 10 x 900

1302 1.2 (11)

1192 ccm 25 kW D 08.69 - 08.72 ALT 9,5 x 905 XDA

1303 1.2 (13)

1192 ccm 25 kW D 07.72 - 02.76 ALT 9,5 x 905 XDA


VW
KAEFER
1300 1.3 (11)

1285 ccm	29 kW	F	01.65 - 07.70	ALT DYN		AVX 11,3 x 912 9,5 x 905 XDA
----------	-------	---	---------------	------------	--	---------------------------------

1300 1.3 (11)

1285 ccm	32 kW	AB	01.70 - 01.73	ALT		9,5 x 905 XDA
----------	-------	----	---------------	-----	--	---------------

1500 1.5 (11)

1493 ccm	32 kW	H	08.66 - 11.73	ALT ALT		9,5 x 905 XDA AVX 10 x 900
----------	-------	---	---------------	------------	--	-------------------------------

1500 1.6

1584 ccm	37 kW	AD	07.70 - 01.73	ALT		9,5 x 905 XDA
----------	-------	----	---------------	-----	--	---------------

1302 1.3 (11)

1285 ccm	32 kW	AB	08.70 - 08.72	DYN		9,5 x 905 XDA
----------	-------	----	---------------	-----	--	---------------

1303 1.3 (13)

1285 ccm	32 kW	AB;AR	08.72 - 07.75	ALT		9,5 x 905 XDA
----------	-------	-------	---------------	-----	--	---------------

1303 1.6 (13)

1584 ccm	35 kW	AD	08.72 - 12.79	ALT		9,5 x 905 XDA
----------	-------	----	---------------	-----	--	---------------

1302 1.6 (11)

1584 ccm	37 kW	AD	01.70 - 08.72	ALT		9,5 x 905 XDA
----------	-------	----	---------------	-----	--	---------------

1303 LS,S 1.6 (13)

1584 ccm	37 kW	AD;AJ;AS	08.72 - 12.79	ALT		9,5 x 905 XDA
----------	-------	----------	---------------	-----	--	---------------

1600 (Mexico)

1584 ccm	34 kW	AF	05.73 - 09.92	ALT		AVX 11,3 x 912
----------	-------	----	---------------	-----	--	----------------

1600 i (Mexico)

1584 ccm	34 kW	ACD	10.92 - 07.03	ALT		AVX 11,3 x 912
----------	-------	-----	---------------	-----	--	----------------

LUPO (6X1, 6E1)
1.0

997 ccm	37 kW	AHT	10.98 - 05.00	ALT	- AC; - PS	6 PK 750
				ALT	+ AC; + PS	6 PK 1125
				ALT	+ PS; - AC	6 PK 1070

1.0

999 ccm	37 kW	AER;ALD;ALL;ANV;AUC	09.98 - 07.05	ALT	- AC; - PS	6 PK 750
				ALT	+ AC; + PS	6 PK 1125
				ALT	+ PS; - AC	6 PK 1070
				CAM	MTR-CODE: AER;ALD;ALL;ANV;AUC	ZRK 1288
				CAM	FROM CHA-NO.: 6X-Y-060001; MTR-CODE: AER;ALD;ALL;ANV;AUC	KT 1285
				CAM	UNTIL CHA-NO.: 6X-Y-060000; MTR-CODE: AER;ALD;ALL;ANV;AUC	KT 1034
				W-P; CAM	FROM CHA-NO.: 6X-Y-060001; MTR-CODE: AER/ALL/ANV/ALD/AUC	KT 1285 W1
				W-P; CAM	UNTIL CHA-NO.: 6X-Y-060000; MTR-CODE: AER/ALL/ANV/ALD/AUC	KT 1034 W3

1.4

1390 ccm	44 kW	AUD	10.00 - 07.05	ALT	- AC; - PS	6 PK 750
				ALT	+ AC; + PS	6 PK 1125
				ALT	+ PS; - AC	6 PK 1070
				CAM		ZRK 1288
				CAM		KT 1285
				W-P; CAM		KT 1285 W1

1.4 16V

1390 ccm	55 kW	AHW;AKQ;APE;AUA;BBY	09.98 - 07.05	ALT	FROM: 05.99; MTR-CODE: AHW; - AC	6 PK 1070
				ALT	FROM: 05.99; MTR-CODE: AHW; + AC	6 PK 1125
				ALT	FROM: 12.01; MTR-CODE: BBY; - AC	6 PK 1070
				ALT	FROM: 12.01; MTR-CODE: BBY; + AC	6 PK 1125
				ALT	MTR-CODE: AFK;APE;AQQ;AUA;AUB; - AC	6 PK 1070
				ALT	MTR-CODE: AFK;APE;AQQ;AUA;AUB; + AC	6 PK 1125
				ALT	MTR-CODE: AKQ; - AC	6 PK 1070
				ALT	MTR-CODE: AKQ; + AC	6 PK 1125
				CAM		ZRK 1001
				CAM	FROM MTR-NO: 164201; MTR-CODE: AHW	KT 1209
				CAM	FROM MTR-NO: 241245; MTR-CODE: AKQ	KT 1209
				CAM	MTR-CODE: APE	KT 1464
				CAM	MTR-CODE: APE;AUA;BBY	KT 1209
				CAM	UNTIL MTR-NO: 164200; MTR-CODE: AHW	KT 1374
				CAM	UNTIL MTR-NO: 241244; MTR-CODE: AKQ	KT 1374
				CAM	FROM MTR-NO: 164201; MTR-CODE: AHW	KT 1209 W1



VW

LUPO (6X1, 6E1)

1.4 16V

1390 ccm	55 kW	AHW;AKQ;APE;AUA;BBY	09.98 - 07.05	CAM	FROM MTR-NO: 241245; MTR-CODE: AKQ	KT 1209 W1
				CAM	MTR-CODE: APE;AUA;BBY	KT 1209 W1
				W-P; CAM	UNTIL MTR-NO: 160000; MTR-CODE: AHW	KT 1374 W1
				W-P; CAM	UNTIL MTR-NO: 242000; MTR-CODE: AKQ	KT 1374 W1

1.4 16V

1390 ccm	74 kW	AFK;AQQ;AUB	08.99 - 07.05	ALT	- AC	6 PK 1070
				ALT	+ AC	6 PK 1125
				CAM		ZRK 1001
				CAM		KT 1209
				CAM	MTR-CODE: AFK	KT 1464
				CAM		KT 1209 W1

1.4 FSI

1390 ccm	77 kW	ARR	02.01 - 07.05	ALT	- AC	6 PK 745
				ALT	+ AC	6 PK 1090
				CAM		ZRK 1001
				CAM		KT 1209
				CAM	MTR-CODE: ARR	KT 1464
				CAM		KT 1209 W1

1.6 GTI

1598 ccm	92 kW	AVY	09.00 - 07.05	ALT	- AC	6 PK 1070
				ALT	+ AC	6 PK 1153
				CAM		ZRK 1001
				CAM		KT 1209
				CAM	MTR-CODE: AVY	KT 1464
				W-P; CAM		KT 1209 W2

1.2 TDI 3L

1191 ccm	45 kW	ANY;AYZ	07.99 - 07.05	ALT	FROM: 12.00; MTR-CODE: AYZ; - AC	6 PK 858
				ALT	FROM: 12.00; MTR-CODE: AYZ; + AC	6 PK 995
				ALT	MTR-CODE: ANY; - AC	6 PK 858
				ALT	MTR-CODE: ANY; + AC	6 PK 995
				CAM		ZRK 1439
				CAM		KT 1354
				CAM		KT 1369
				W-P; CAM	FROM CHA-NO.: 6E-2-010001	KT 1369 W2
				W-P; CAM	UNTIL CHA-NO.: 6E-2-010000	KT 1369 W1

1.4 TDI

1422 ccm	55 kW	AMF	01.99 - 07.05	ALT	FROM: 05.99; - AC	6 PK 1125
				ALT	FROM: 05.99; + AC	6 DPK 1188
				W-P; CAM		ZRK 1338
				W-P	UNTIL CHA-NO.: 6X-2-015000; FROM MTR-NO: 011495	KT 1236
				W-P	UNTIL CHA-NO.: 6X-2-015000; FROM MTR-NO: 011495	KT 1238
				W-P; CAM	FROM CHA-NO.: 6X-2-015001	KT 1237
				W-P; CAM	UNTIL MTR-NO: 011494	KT 1235
				W-P; CAM	UNTIL MTR-NO: 011494	KT 1248
				W-P; CAM	FROM CHA-NO.: 6X-2-015001; UNTIL CHA-NO.: 6X-2-100001	KT 1237 W5

1.7 SDI

1716 ccm	44 kW	AKU	09.98 - 07.05	ALT		5 PK 1219
				CAM		ZRK 1339
				CAM		KT 1326

NEW BEETLE (9C1, 1C1)

1.4

1390 ccm	55 kW	BCA	11.01 -	ALT	+ AC	6 PK 1550
				ALT	FROM CHA-NO.: 9C-2-610158; - AC	6 PK 1153
				ALT	UNTIL CHA-NO.: 9C-2-610157; - AC	6 PK 1078
				CAM		ZRK 1001
				CAM		KT 1209
				CAM		KT 1209 W1

1.6

1595 ccm	74 kW	AWH	10.99 -	ALT	- AC	6 PK 1125
				ALT	+ AC	6 DPK 1195
				CAM		ZRK 1216
				CAM		KT 1133
				W-P; CAM		KT 1133 W2


VW
NEW BEETLE (9C1, 1C1)
1.6

1595 ccm	75 kW	AYD;BFS	06.00 -	ALT	- AC	6 PK 1125
				ALT	+ AC	6 DPK 1195
				CAM		ZRK 1216
				CAM		KT 1133
				W-P; CAM		KT 1133 W2

1.8 T

1781 ccm	110 kW	AGU;APH;AVC;AWU;AWV;BKF	10.99 -	ALT	FROM: 06.00; MTR-CODE: AWP;AWU;AWV;BKF;BNU; - AC	6 PK 1125
				ALT	FROM: 06.00; MTR-CODE: AWP;AWU;AWV;BKF;BNU; + AC	6 DPK 1195
				ALT	MTR-CODE: AGU;APH; - AC	6 PK 1125
				ALT	MTR-CODE: AGU;APH; + AC	6 DPK 1195
				ALT	MTR-CODE: AVC; - AC	6 PK 1125
				ALT	MTR-CODE: AVC; + AC	6 DPK 1195
				CAM		ZRK 1220
				CAM	FROM MTR-NO: 003001; MTR-CODE: AVC	KT 1230
				CAM	FROM MTR-NO: 003001; MTR-CODE: AVC	KT 1231
				CAM	FROM MTR-NO: 028501; MTR-CODE: APH	KT 1230
				CAM	FROM MTR-NO: 028501; MTR-CODE: APH	KT 1231
				CAM	MTR-CODE: AWU;AWV	KT 1230
				CAM	MTR-CODE: AWU;AWV	KT 1231
				CAM	UNTIL MTR-NO: 003000; MTR-CODE: AVC	KT 1296
				CAM	UNTIL MTR-NO: 003000; MTR-CODE: AVC	KT 1301
				CAM	UNTIL MTR-NO: 028500; MTR-CODE: APH	KT 1296
				CAM	UNTIL MTR-NO: 028500; MTR-CODE: APH	KT 1301
				W-P; CAM	MTR-CODE: APH; FROM MTR-NO: 028 500	KT 1301 W1
				W-P; CAM	MTR-CODE: APH; FROM MTR-NO: 028501	KT 1231 W1
				W-P; CAM	MTR-CODE: APH; UNTIL MTR-NO: 028500	KT 1296 W1
				W-P; CAM	MTR-CODE: AVC; FROM MTR-NO: 003000	KT 1301 W1
				W-P; CAM	MTR-CODE: AVC; FROM MTR-NO: 003001	KT 1231 W1
				W-P; CAM	MTR-CODE: AVC; UNTIL MTR-NO: 003000	KT 1296 W1
				W-P; CAM	MTR-CODE: AWU, AWV; OPT	KT 1231 W1
				W-P; CAM	OPT	KT 1296 W1
				W-P; CAM	OPT	KT 1301 W1

1.8 T

1781 ccm	132 kW	AWP;BNU	11.01 -	ALT	- AC	6 PK 1125
				ALT	+ AC	6 DPK 1195
				CAM		ZRK 1220
				CAM		KT 1230
				CAM		KT 1231

2.0

1984 ccm	85 kW	AEG;APK;AQY;AVH;AZG;AZJ;B EJ;BER;BEV;BHP;CBPA	01.98 -	ALT	FROM: 06.00; MTR-CODE: AVH; - AC	6 PK 1125
				ALT	FROM: 06.00; MTR-CODE: AVH; + AC	6 DPK 1195
				ALT	FROM: 06.01; MTR-CODE: APK; - AC	6 PK 1125
				ALT	FROM: 06.01; MTR-CODE: APK; + AC	6 DPK 1195
				ALT	FROM: 06.02; MTR-CODE: AZG; - AC	6 PK 1125
				ALT	FROM: 06.02; MTR-CODE: AZG; + AC	6 DPK 1195
				ALT	FROM: 07.01; MTR-CODE: AZJ;BER;BEV;BHP;CBPA; - AC	6 PK 1125
				ALT	FROM: 07.01; MTR-CODE: AZJ;BER;BEV;BHP;CBPA; + AC	6 DPK 1195
				ALT	FROM: 09.01; MTR-CODE: BEJ; - AC	6 PK 1125
				ALT	FROM: 09.01; MTR-CODE: BEJ; + AC	6 DPK 1195
				ALT	MTR-CODE: AEG;AQY; - AC	6 PK 1125
				ALT	MTR-CODE: AEG;AQY; + AC	6 DPK 1195
				CAM		ZRK 1216
				CAM		KT 1133

2.3 V5

2324 ccm	125 kW	AQN	10.00 -	ALT	- AC	6 PK 1265
				ALT	+ AC	6 DPK 1320

2.5

2480 ccm	110 kW	BPR;BPS	07.05 -	ALT	MTR-CODE: BPR;BPS; MOD: 1C1;1Y7; + AC	5 PK 935
----------	--------	---------	---------	-----	---------------------------------------	----------

RSI 3.2 4motion (1C9)

3188 ccm	165 kW	AXJ	04.00 -	ALT		6 DPK 1320
----------	--------	-----	---------	-----	--	------------

1.9 TDI

1896 ccm	66 kW	ALH	01.98 -	ALT	- AC	6 PK 906
----------	-------	-----	---------	-----	------	----------



VW

NEW BEETLE (9C1, 1C1)

1.9 TDI

1896 ccm	66 kW	ALH	01.98 -	ALT	+ AC	6 PK 1660
				CAM	FROM MTR-NO: 500001	ZRK 1423
				CAM	UNTIL MTR-NO: 500000	ZRK 1305
				CAM	FROM MTR-NO: 500001	KT 1322
				W-P; CAM	FROM MTR-NO: 500001	KT 1322 W1

1.9 TDI

1896 ccm	74 kW	ATD;BEW	02.01 -	ALT	FROM: 07.01; MTR-CODE: ATD; - AC	6 PK 1125
				ALT	FROM: 07.01; MTR-CODE: ATD; + AC	6 DPK 1195
				ALT	FROM: 07.03; MTR-CODE: BEW;BSW; - AC	6 PK 1125
				ALT	FROM: 07.03; MTR-CODE: BEW;BSW; + AC	6 DPK 1195
				W-P	MTR-CODE: ATD;BEW	ZRK 1338
				W-P	FROM CHA-NO.: 9C-2-613921; MTR-CODE: ATD	KT 1237
				W-P	UNTIL CHA-NO.: 9C-2-613920; MTR-CODE: ATD	KT 1236
				W-P	UNTIL CHA-NO.: 9C-2-613920; MTR-CODE: ATD	KT 1238
				W-P; CAM	MTR-CODE: BEW	KT 1237
				W-P	FROM CHA-NO.: 9C-2-613921; MTR-CODE: ATD	KT 1237 W3
				W-P; CAM	MTR-CODE: BEW	KT 1237 W3
				W-P; CAM	UNTIL CHA-NO.: 9C-2-613920	KT 1236 W1

1.9 TDI

1896 ccm	77 kW	BSW	07.05 -	ALT	- AC	6 PK 1125
				ALT	+ AC	6 DPK 1195
				W-P; CAM		ZRK 1338
				W-P; CAM		KT 1237
				W-P; CAM		KT 1237 W3

NEW BEETLE Cabriolet (1Y7)

1.4

1390 ccm	55 kW	BCA	01.03 - 09.10	ALT	+ AC	6 PK 1550
				ALT	FROM CHA-NO.: 9C-2-610158; - AC	6 PK 1153
				ALT	UNTIL CHA-NO.: 9C-2-610157; - AC	6 PK 1078
				CAM		ZRK 1001
				CAM		KT 1209
				CAM		KT 1209 W1

1.6

1595 ccm	75 kW	BFS	01.03 - 09.10	ALT	- AC	6 PK 1125
				ALT	+ AC	6 DPK 1195
				CAM		ZRK 1216

1.8 T

1781 ccm	110 kW	AWU;AWV;BKF	01.03 - 09.10	ALT	- AC	6 PK 1125
				ALT	+ AC	6 DPK 1195
				CAM		ZRK 1220
				CAM		KT 1230
				CAM		KT 1231
				W-P; CAM	MTR-CODE: APH, AVC, AWU, AWV	KT 1231 W1
				W-P; CAM	MTR-CODE: APH; FROM MTR-NO: 028501	KT 1230 W1
				W-P; CAM	MTR-CODE: AVC; FROM MTR-NO: 003001	KT 1230 W1
				W-P; CAM	MTR-CODE: AWU, AWV	KT 1230 W1

2.0

1984 ccm	85 kW	AZJ;BDC;BEV;BGD	09.02 - 10.10	ALT	FROM: 01.03; MTR-CODE: BDC; - AC	6 PK 1125
				ALT	FROM: 01.03; MTR-CODE: BDC; + AC	6 DPK 1195
				ALT	MTR-CODE: AZJ;BER;BEV;BHP;CBPA; - AC	6 PK 1125
				ALT	MTR-CODE: AZJ;BER;BEV;BHP;CBPA; + AC	6 DPK 1195
				CAM		ZRK 1216
				CAM		KT 1133

2.5

2480 ccm	110 kW	BPR;BPS	07.05 - 09.10	ALT	MTR-CODE: BPR;BPS; MOD: 1C1;1Y7; + AC	5 PK 935
----------	--------	---------	---------------	-----	---------------------------------------	----------

1.9 TDI

1896 ccm	74 kW	AXR	06.03 - 09.10	ALT	- AC	6 PK 1125
				ALT	+ AC	6 DPK 1195
				CAM		ZRK 1338
				CAM		KT 1237
				CAM		KT 1237 W3

1.9 TDI

1896 ccm	77 kW	BSW	07.05 - 09.10	ALT	- AC	6 PK 1125
				ALT	+ AC	6 DPK 1195
				W-P; CAM		ZRK 1338


VW
NEW BEETLE Cabriolet (1Y7)

1.9 TDI						
1896 ccm	77 kW	BSW	07.05 - 09.10	W-P; CAM		KT 1237
				W-P; CAM		KT 1237 W3

PASSAT (3A2, 35I)

1.6						
1595 ccm	53 kW	1F;EZ	02.88 - 09.91	ALT		AVX 10 x 950
				ALT	+ AC; + PS	AVX 10 x 630
				ALT	+ PS	AVX 11,2 x 866
				PS		AVX 10 x 730
				AUX-FAN	FROM CHA-NO.: 31-J-000001; UNTIL CHA-NO.: 31-M-033271; - TAXI; + AC	2 PJ 786
				AUX-FAN	FROM CHA-NO.: 31-J-000001; UNTIL CHA-NO.: 31-M-033271; + TAXI	2 PJ 786
				AUX-FAN	FROM CHA-NO.: 31-M-033272; - TAXI; + AC	2 PJ 800
				AUX-FAN	FROM CHA-NO.: 31-M-033272; + TAXI	2 PJ 800
				CAM		ZRK 1056

1.6						
1595 ccm	55 kW	ABN;EZ	02.88 - 12.88	ALT		AVX 10 x 950
				ALT	+ AC; + PS	AVX 10 x 630
				ALT	+ PS	AVX 11,2 x 866
				PS		AVX 10 x 730
				AUX-FAN	FROM CHA-NO.: 31-J-000001; UNTIL CHA-NO.: 31-M-033271; - TAXI; + AC	2 PJ 786
				AUX-FAN	FROM CHA-NO.: 31-J-000001; UNTIL CHA-NO.: 31-M-033271; + TAXI	2 PJ 786
				AUX-FAN	FROM CHA-NO.: 31-M-033272; - TAXI; + AC	2 PJ 800
				AUX-FAN	FROM CHA-NO.: 31-M-033272; + TAXI	2 PJ 800
				CAM		ZRK 1056
				CAM		KT 1001

1.6						
1595 ccm	74 kW	AEK;AFT	10.94 - 08.96	PS		AVX 11,5 x 685
				PS	+ AC	AVX 11,5 x 755
				ALT	FROM: 08.95; - AC; MAN	6 PK 894
				ALT	FROM: 08.95; + AC	6 PK 1153
				ALT	FROM: 08.95; UNTIL: 12.95; - AC; AU	6 PK 975
				ALT	FROM: 12.95; - AC; AU	6 PK 1035
				AUX-FAN	FROM: 08.95; + AC	2 PJ 845
				CAM		ZRK 1056
				CAM		KT 1001

1.8						
1781 ccm	55 kW	AAM	08.90 - 08.96	ALT	UNTIL CHA-NO.: 31P200000	AVX 10 x 950
				ALT	UNTIL CHA-NO.: 31P200000; + AC; + PS	AVX 10 x 630
				ALT	UNTIL CHA-NO.: 31P200000; + PS	AVX 11,2 x 866
				PS	FROM CHA-NO.: 31P200001	AVX 11,5 x 685
				PS	FROM CHA-NO.: 31P200001; + AC	AVX 11,5 x 755
				PS	UNTIL CHA-NO.: 31P200000	AVX 10 x 730
				AUX-FAN	FROM CHA-NO.: 31-J-000001; UNTIL CHA-NO.: 31-M-033271; - TAXI; + AC	2 PJ 786
				AUX-FAN	FROM CHA-NO.: 31-J-000001; UNTIL CHA-NO.: 31-M-033271; + TAXI	2 PJ 786
				AUX-FAN	FROM CHA-NO.: 31-M-033272; - TAXI; + AC	2 PJ 800
				AUX-FAN	FROM: 10.91; + TAXI	2 PJ 800
				CAM	FROM: 08.94	ZRK 1237
				CAM	UNTIL: 07.94	ZRK 1056
				CAM	FROM: 08.94	KT 1288
				CAM	UNTIL: 07.94	KT 1001

1.8						
1781 ccm	66 kW	ABS;ADZ;RP	02.88 - 08.96	ALT	UNTIL CHA-NO.: 31P200000	AVX 10 x 950
				ALT	UNTIL CHA-NO.: 31P200000; + AC; + PS	AVX 10 x 630
				ALT	UNTIL CHA-NO.: 31P200000; + PS	AVX 11,2 x 866
				PS	FROM CHA-NO.: 31P200001	AVX 11,5 x 685
				PS	FROM CHA-NO.: 31P200001; + AC	AVX 11,5 x 755
				PS	UNTIL CHA-NO.: 31P200000	AVX 10 x 730
				AUX-FAN	FROM CHA-NO.: 31-J-000001; UNTIL CHA-NO.: 31-M-033271; - TAXI; + AC	2 PJ 786
				AUX-FAN	FROM CHA-NO.: 31-J-000001; UNTIL CHA-NO.: 31-M-033271; + TAXI	2 PJ 786
				AUX-FAN	FROM CHA-NO.: 31-M-033272; - TAXI; + AC	2 PJ 800



VW

PASSAT (3A2, 35I)

1.8						
1781 ccm	66 kW	ABS;ADZ;RP	02.88 - 08.96	AUX-FAN CAM CAM	FROM: 10.91; + TAXI	2 PJ 800 ZRK 1056 KT 1001
1.8						
1781 ccm	79 kW	PF	04.88 - 07.93	ALT ALT ALT PS PS PS AUX-FAN AUX-FAN AUX-FAN AUX-FAN CAM	UNTIL CHA-NO.: 31P200000 UNTIL CHA-NO.: 31P200000; + AC; + PS UNTIL CHA-NO.: 31P200000; + PS FROM CHA-NO.: 31P200001 FROM CHA-NO.: 31P200001; + AC UNTIL CHA-NO.: 31P200000 FROM CHA-NO.: 31-J-000001; UNTIL CHA-NO.: 31-M-033271; - TAXI; + AC FROM CHA-NO.: 31-J-000001; UNTIL CHA-NO.: 31-M-033271; + TAXI FROM CHA-NO.: 31-M-033272; - TAXI; + AC FROM: 10.91; + TAXI	AVX 10 x 950 AVX 10 x 630 AVX 11,2 x 866 AVX 11,5 x 685 AVX 11,5 x 755 AVX 10 x 730 2 PJ 786 2 PJ 786 2 PJ 800 2 PJ 800 ZRK 1056
1.8						
1781 ccm	82 kW	PB	04.88 - 07.92	ALT ALT ALT ALT PS PS PS AUX-FAN AUX-FAN AUX-FAN AUX-FAN CAM	- AC; - PS + AC; + PS UNTIL CHA-NO.: 31P200000; + AC; + PS UNTIL CHA-NO.: 31P200000; + PS FROM CHA-NO.: 31P200001 FROM CHA-NO.: 31P200001; + AC UNTIL CHA-NO.: 31P200000 FROM CHA-NO.: 31-J-000001; UNTIL CHA-NO.: 31-M-033271; - TAXI; + AC FROM CHA-NO.: 31-J-000001; UNTIL CHA-NO.: 31-M-033271; + TAXI FROM CHA-NO.: 31-M-033272; - TAXI; + AC FROM: 10.91; + TAXI	AVX 10 x 950 AVX 10 x 625 AVX 10 x 630 AVX 11,2 x 866 AVX 11,5 x 685 AVX 11,5 x 755 AVX 10 x 730 2 PJ 786 2 PJ 786 2 PJ 800 2 PJ 800 ZRK 1056
1.8 16V						
1781 ccm	100 kW	KR	04.88 - 12.89	ALT ALT ALT PS AUX-FAN AUX-FAN CAM CAM	+ AC; + PS + PS FROM CHA-NO.: 31-J-000001; UNTIL CHA-NO.: 31-M-033271; + AC FROM CHA-NO.: 31-M-033272; + AC	AVX 10 x 950 AVX 10 x 630 AVX 10 x 864 AVX 10 x 730 2 PJ 786 2 PJ 800 ZRK 1232 KT 1020
1.8 GL						
1781 ccm	102 kW	KR	08.91 - 09.93	AUX-FAN AUX-FAN CAM CAM	FROM CHA-NO.: 31-J-000001; UNTIL CHA-NO.: 31-M-033271; + AC FROM CHA-NO.: 31-M-033272; + AC	2 PJ 786 2 PJ 800 ZRK 1232 KT 1020
1.8 G60 Syncro						
1781 ccm	118 kW	PG	08.88 - 08.96	PS PS ALT ALT CAM CAM	- AC + AC FROM: 09.89; - AC FROM: 09.89; + AC	AVX 10 x 660 AVX 10 x 735 6 PK 1655 6 PK 1751 ZRK 1056 KT 1001
2.0						
1984 ccm	79 kW	AEP	03.95 - 08.96	ALT ALT ALT PS PS PS PS ALT ALT ALT ALT	UNTIL CHA-NO.: 31N400000; - AC; - PS UNTIL CHA-NO.: 31N400000; + AC; + PS UNTIL CHA-NO.: 31N400000; + PS; - AC FROM CHA-NO.: 31N400001; - AC FROM CHA-NO.: 31N400001; + AC UNTIL CHA-NO.: 31N400000; - AC UNTIL CHA-NO.: 31N400000; + AC - AC; MAN + AC FROM: 12.95; - AC; AU UNTIL: 12.95; - AC; AU	AVX 10 x 950 AVX 10 x 625 AVX 10 x 864 AVX 11,9 x 690 AVX 11,5 x 755 AVX 10 x 735 AVX 10 x 625 6 PK 894 6 PK 1153 6 PK 1035 6 PK 975


VW
PASSAT (3A2, 35I)
2.0

1984 ccm	79 kW	AEP	03.95 - 08.96	AUX-FAN CAM CAM	+ AC	2 PJ 845 ZRK 1315 KT 1258
----------	-------	-----	---------------	-----------------------	------	---------------------------------

2.0

1984 ccm	85 kW	2E;ABA;ADY;AGG	02.90 - 08.96	ALT	UNTIL CHA-NO.: 31P200000	AVX 10 x 950
				ALT	UNTIL CHA-NO.: 31P200000; + AC; + PS	AVX 10 x 630
				ALT	UNTIL CHA-NO.: 31P200000; + PS	AVX 11,2 x 866
				PS	FROM CHA-NO.: 31P200001	AVX 11,5 x 685
				PS	FROM CHA-NO.: 31P200001; + AC	AVX 11,5 x 755
				PS	UNTIL CHA-NO.: 31P200000	AVX 10 x 730
				ALT	FROM CHA-NO.: 31-N-400001; MTR-CODE: 2E; - AC; AU	6 PK 975
				ALT	FROM CHA-NO.: 31-N-400001; MTR-CODE: 2E; - AC; MAN	6 PK 894
				ALT	FROM CHA-NO.: 31-N-400001; MTR-CODE: 2E; + AC	6 PK 1153
				ALT	FROM: 08.91; MTR-CODE: 2E;ADY;AEP;AGG; - AC; MAN	6 PK 894
				ALT	FROM: 08.91; MTR-CODE: 2E;ADY;AEP;AGG; + AC	6 PK 1153
				ALT	FROM: 08.91; UNTIL: 12.95; MTR-CODE: 2E;ADY;AEP;AGG; - AC; AU	6 PK 975
				ALT	FROM: 12.95; MTR-CODE: 2E;ADY;AEP;AGG; - AC; AU	6 PK 1035
				AUX-FAN	FROM CHA-NO.: 31-M-033272; MTR-CODE: 2E; + TAXI	2 PJ 800
				AUX-FAN	FROM: 08.91; MTR-CODE: 2E;ADY;AEP;AGG; + AC	2 PJ 845
				AUX-FAN CAM CAM	MTR-CODE: 2E; - TAXI; + AC	2 PJ 786 ZRK 1315 KT 1258

2.0 Syncro

1984 ccm	85 kW	2E;ADY;AGG	10.90 - 08.96	ALT	UNTIL CHA-NO.: 31P200000	AVX 10 x 950
				ALT	UNTIL CHA-NO.: 31P200000; + AC; + PS	AVX 10 x 630
				ALT	UNTIL CHA-NO.: 31P200000; + PS	AVX 11,2 x 866
				PS	FROM CHA-NO.: 31P200001	AVX 11,5 x 685
				PS	FROM CHA-NO.: 31P200001; + AC	AVX 11,5 x 755
				PS	UNTIL CHA-NO.: 31P200000	AVX 10 x 730
				ALT	FROM CHA-NO.: 31-N-400001; MTR-CODE: 2E; - AC; AU	6 PK 975
				ALT	FROM CHA-NO.: 31-N-400001; MTR-CODE: 2E; - AC; MAN	6 PK 894
				ALT	FROM CHA-NO.: 31-N-400001; MTR-CODE: 2E; + AC	6 PK 1153
				ALT	FROM: 08.91; MTR-CODE: 2E;ADY;AEP;AGG; - AC; MAN	6 PK 894
				ALT	FROM: 08.91; MTR-CODE: 2E;ADY;AEP;AGG; + AC	6 PK 1153
				ALT	FROM: 08.91; UNTIL: 12.95; MTR-CODE: 2E;ADY;AEP;AGG; - AC; AU	6 PK 975
				ALT	FROM: 12.95; MTR-CODE: 2E;ADY;AEP;AGG; - AC; AU	6 PK 1035
				AUX-FAN	FROM CHA-NO.: 31-M-033272; MTR-CODE: 2E; + TAXI	2 PJ 800
				AUX-FAN	FROM: 08.91; MTR-CODE: 2E;ADY;AEP;AGG; + AC	2 PJ 845
				AUX-FAN CAM CAM	MTR-CODE: 2E; - TAXI; + AC	2 PJ 786 ZRK 1315 KT 1258

2.0 16V

1984 ccm	100 kW	9A	08.88 - 09.93	ALT		AVX 10 x 950
				ALT	+ AC; + PS	AVX 10 x 630
				ALT	+ PS	AVX 10 x 864
				PS		AVX 10 x 730
				AUX-FAN	FROM CHA-NO.: 31-M-033272; + AC	2 PJ 800
				AUX-FAN CAM CAM	UNTIL CHA-NO.: 31-M-033271; + AC; + EXT-COOL	2 PJ 786 ZRK 1232 KT 1020

2.0 16V

1984 ccm	110 kW	ABF	01.94 - 08.96	PS	- AC	AVX 11,5 x 685
----------	--------	-----	---------------	----	------	----------------



VW

PASSAT (3A2, 35I)

2.0 16V

1984 ccm	110 kW	ABF	01.94 - 08.96	PS	+ AC	AVX 11,5 x 755
				ALT	+ AC	6 PK 1153
				ALT	UNTIL: 12.95; - AC	6 PK 975
				AUX-FAN	+ AC	2 PJ 845
				CAM		ZRK 1222
				CAM	FROM MTR-NO: 020923	KT 1381
				CAM	UNTIL MTR-NO: 020922	KT 1078

2.8 VR6

2792 ccm	128 kW	AAA	06.91 - 08.96	ALT	- AC	7 PK 1290
				ALT	+ AC	7 DPK 1360
				AUX-FAN	FROM: 10.93; - AC	2 PJ 845
				AUX-FAN	FROM: 10.93; + AC	2 PJ 905
				AUX-FAN	UNTIL: 10.93; FROM CHA-NO.: 31-M-033272;340001; + AC	2 PJ 860
				AUX-FAN	UNTIL: 10.93; FROM CHA-NO.: 31-M-340001; - AC	2 PJ 800

1.6 TD

1588 ccm	59 kW	RA;SB	08.88 - 09.93	ALT	- AC	AVX 10 x 965
				ALT	+ AC	AVX 10 x 695
				PS	FROM CHA-NO.: 31M200001	AVX 11,9 x 650
				PS	UNTIL CHA-NO.: 31M200000	AVX 10 x 740
				AUX-FAN	FROM CHA-NO.: 31-J-000001; UNTIL CHA-NO.: 31-M-033271; - TAXI; + AC	2 PJ 786
				AUX-FAN	FROM CHA-NO.: 31-J-000001; UNTIL CHA-NO.: 31-M-033271; + TAXI	2 PJ 786
				AUX-FAN	FROM CHA-NO.: 31-M-033272; + TAXI	2 PJ 800
				AUX-FAN	FROM CHA-NO.: 31-M-033272;340001; - TAXI; + AC	2 PJ 860
				CAM		ZRK 1242
				CAM		KT 1003

1.9 D

1896 ccm	50 kW	1Y	05.89 - 10.93	ALT	UNTIL CHA-NO.: 31NE160000; - AC	AVX 10 x 965
				ALT	UNTIL CHA-NO.: 31NE160000; + AC	AVX 10 x 695
				PS	FROM CHA-NO.: 31M200001; UNTIL CHA-NO.: 31NE160000	AVX 11,9 x 650
				PS	FROM CHA-NO.: 31NE160001; - AC	AVX 11,5 x 730
				PS	FROM CHA-NO.: 31NE160001; + AC	AVX 11,5 x 790
				PS	UNTIL CHA-NO.: 31M200000	AVX 10 x 740
				ALT	FROM: 11.91; - AC; AU	6 PK 925
				ALT	FROM: 11.91; - AC; MAN	6 PK 1045
				ALT	FROM: 11.91; + AC	6 PK 1145
				AUX-FAN	FROM CHA-NO.: 31-M-033272;340001; - TAXI; + AC	2 PJ 860
				AUX-FAN	FROM CHA-NO.: 31-M-340001; - TAXI; - AC	2 PJ 800
				AUX-FAN	FROM CHA-NO.: 31-M-340001; + TAXI; + AC	2 PJ 860
				AUX-FAN	UNTIL CHA-NO.: 31-M-340000; - TAXI; - AC	2 PJ 786
				CAM		ZRK 1290
				CAM		KT 1004

1.9 TD

1896 ccm	55 kW	AAZ	03.91 - 08.96	PS	- AC	AVX 11,5 x 730
				PS	+ AC	AVX 11,5 x 790
				ALT	- AC; AU	6 PK 925
				ALT	- AC; MAN	6 PK 1045
				ALT	+ AC	6 PK 1145
				AUX-FAN	- TAXI; - AC	2 PJ 800
				AUX-FAN	- TAXI; + AC	2 PJ 860
				AUX-FAN	FROM CHA-NO.: 31-M-340001; + TAXI	2 PJ 860
				CAM		ZRK 1290
				CAM	FROM MTR-NO: 552766	KT 1021
				CAM	UNTIL MTR-NO: 552765	KT 1004

1.9 TDI

1896 ccm	66 kW	1Z;AHU	10.93 - 08.96	PS	- AC	AVX 11,5 x 730
				PS	+ AC	AVX 11,5 x 790
				ALT	- AC	6 PK 1045
				ALT	+ AC	6 PK 1145
				AUX-FAN	+ AC	2 PJ 845
				CAM		ZRK 1290
				CAM	FROM MTR-NO: 289576; MTR-CODE: 1Z	KT 1358
				CAM	UNTIL MTR-NO: 289575; MTR-CODE: 1Z	KT 1014


VW
PASSAT (3A2, 35I)

1.9 TDI						
1896 ccm	81 kW	AFN	03.96 - 08.96	PS		AVX 11,5 x 730
				PS	+ AC	AVX 11,5 x 790
				ALT	- AC	6 PK 1045
				ALT	+ AC	6 PK 1145
				AUX-FAN	+ AC	2 PJ 845
				CAM		ZRK 1290
				CAM		KT 1358

PASSAT Variant (3A5, 35I)

1.6						
1595 ccm	53 kW	1F;EZ	04.88 - 09.91	ALT		AVX 10 x 950
				ALT	+ AC; + PS	AVX 10 x 630
				ALT	+ PS	AVX 11,2 x 866
				PS		AVX 10 x 730
				AUX-FAN	FROM CHA-NO.: 31-J-000001; UNTIL CHA-NO.: 31-M-033271; - TAXI; + AC	2 PJ 786
				AUX-FAN	FROM CHA-NO.: 31-J-000001; UNTIL CHA-NO.: 31-M-033271; + TAXI	2 PJ 786
				AUX-FAN	FROM CHA-NO.: 31-M-033272; - TAXI; + AC	2 PJ 800
				AUX-FAN	FROM CHA-NO.: 31-M-033272; + TAXI	2 PJ 800
				CAM		ZRK 1056

1.6						
1595 ccm	55 kW	EZ	04.88 - 12.88	ALT		AVX 10 x 950
				ALT	+ AC; + PS	AVX 10 x 630
				ALT	+ PS	AVX 11,2 x 866
				PS		AVX 10 x 730
				AUX-FAN	FROM CHA-NO.: 31-J-000001; UNTIL CHA-NO.: 31-M-033271; - TAXI; + AC	2 PJ 786
				AUX-FAN	FROM CHA-NO.: 31-J-000001; UNTIL CHA-NO.: 31-M-033271; + TAXI	2 PJ 786
				AUX-FAN	FROM CHA-NO.: 31-M-033272; - TAXI; + AC	2 PJ 800
				AUX-FAN	FROM CHA-NO.: 31-M-033272; + TAXI	2 PJ 800
				CAM		ZRK 1056

1.6						
1595 ccm	74 kW	AEK;AFT	07.94 - 12.95	PS	- AC	AVX 11,5 x 685
				PS	+ AC	AVX 11,5 x 755
				ALT	- AC; AU	6 PK 975
				ALT	- AC; MAN	6 PK 894
				ALT	+ AC	6 PK 1153
				AUX-FAN	+ EXT-COOL	2 PJ 845
				CAM		ZRK 1056
				CAM		KT 1001

1.8						
1781 ccm	55 kW	AAM	08.90 - 05.97	ALT	UNTIL CHA-NO.: 31P200000	AVX 10 x 950
				ALT	UNTIL CHA-NO.: 31P200000; + AC; + PS	AVX 10 x 630
				ALT	UNTIL CHA-NO.: 31P200000; + PS	AVX 11,2 x 866
				PS	FROM CHA-NO.: 31P200001; - AC	AVX 11,5 x 685
				PS	FROM CHA-NO.: 31P200001; + AC	AVX 11,5 x 755
				PS	UNTIL CHA-NO.: 31P200000	AVX 10 x 730
				AUX-FAN	FROM CHA-NO.: 31-J-000001; UNTIL CHA-NO.: 31-M-033271; - TAXI; + AC	2 PJ 786
				AUX-FAN	FROM CHA-NO.: 31-J-000001; UNTIL CHA-NO.: 31-M-033271; + TAXI	2 PJ 786
				AUX-FAN	FROM CHA-NO.: 31-M-033272; - TAXI; + AC	2 PJ 800
				AUX-FAN	FROM: 10.91; + TAXI	2 PJ 800
				CAM	FROM: 08.94	ZRK 1237
				CAM	UNTIL: 07.94	ZRK 1056
				CAM	FROM: 08.94	KT 1288
				CAM	UNTIL: 07.94	KT 1001

1.8						
1781 ccm	66 kW	ABS;ADZ;RP	02.88 - 05.97	ALT	UNTIL CHA-NO.: 31P200000	AVX 10 x 950
				ALT	UNTIL CHA-NO.: 31P200000; + AC; + PS	AVX 10 x 630
				ALT	UNTIL CHA-NO.: 31P200000; + PS	AVX 11,2 x 866
				PS	FROM CHA-NO.: 31P200001; - AC	AVX 11,5 x 685
				PS	FROM CHA-NO.: 31P200001; + AC	AVX 11,5 x 755
				PS	UNTIL CHA-NO.: 31P200000	AVX 10 x 730
				AUX-FAN	FROM CHA-NO.: 31-J-000001; UNTIL CHA-NO.: 31-M-033271; - TAXI; + AC	2 PJ 786



VW

PASSAT Variant (3A5, 35I)

1.8						
1781 ccm	66 kW	ABS;ADZ;RP	02.88 - 05.97	AUX-FAN	FROM CHA-NO.: 31-J-000001; UNTIL CHA-NO.: 31-M-033271; + TAXI	2 PJ 786
				AUX-FAN	FROM CHA-NO.: 31-M-033272; - TAXI; + AC	2 PJ 800
				AUX-FAN	FROM: 10.91; + TAXI	2 PJ 800
				CAM		ZRK 1056
				CAM		KT 1001
1.8						
1781 ccm	79 kW	PF	04.88 - 07.90	ALT		AVX 10 x 950
				ALT	+ AC; + PS	AVX 10 x 630
				ALT	+ PS	AVX 10 x 864
				ALT	UNTIL CHA-NO.: 31P200000; + PS	AVX 11,2 x 866
				PS		AVX 10 x 730
				PS	FROM CHA-NO.: 31P200001	AVX 11,5 x 685
				PS	FROM CHA-NO.: 31P200001; + AC	AVX 11,5 x 755
				CAM		ZRK 1056
1.8						
1781 ccm	82 kW	PB	04.88 - 07.92	ALT	- AC; - PS	AVX 10 x 950
				ALT	+ AC; + PS	AVX 10 x 625
				ALT	UNTIL CHA-NO.: 31P200000; + AC; + PS	AVX 10 x 630
				ALT	UNTIL CHA-NO.: 31P200000; + PS	AVX 11,2 x 866
				PS	FROM CHA-NO.: 31P200001	AVX 11,5 x 685
				PS	FROM CHA-NO.: 31P200001; + AC	AVX 11,5 x 755
				PS	UNTIL CHA-NO.: 31P200000	AVX 10 x 730
				AUX-FAN	FROM CHA-NO.: 31-J-000001; UNTIL CHA-NO.: 31-M-033271; - TAXI; + AC	2 PJ 786
				AUX-FAN	FROM CHA-NO.: 31-J-000001; UNTIL CHA-NO.: 31-M-033271; + TAXI	2 PJ 786
				AUX-FAN	FROM CHA-NO.: 31-M-033272; - TAXI; + AC	2 PJ 800
				AUX-FAN	FROM: 10.91; + TAXI	2 PJ 800
				CAM		ZRK 1056
1.8 16V						
1781 ccm	100 kW	KR	04.88 - 12.89	ALT		AVX 10 x 950
				ALT	+ AC; + PS	AVX 10 x 630
				ALT	+ PS	AVX 10 x 864
				PS		AVX 10 x 730
				AUX-FAN	FROM CHA-NO.: 31-J-000001; UNTIL CHA-NO.: 31-M-033271; + AC	2 PJ 786
				AUX-FAN	FROM CHA-NO.: 31-M-033272; + AC	2 PJ 800
				CAM		ZRK 1232
				CAM		KT 1020
1.8						
1781 ccm	102 kW	KR	08.91 - 09.93	CAM		ZRK 1232
				CAM		KT 1020
1.8 G60 Syncro						
1781 ccm	118 kW	PG	08.88 - 05.97	PS	- AC	AVX 10 x 660
				PS	+ AC	AVX 10 x 735
				ALT	FROM: 09.89; - AC	6 PK 1655
				ALT	FROM: 09.89; + AC	6 PK 1751
				CAM		ZRK 1056
				CAM		KT 1001
2.0						
1984 ccm	79 kW	AEP	03.95 - 08.96	ALT	UNTIL CHA-NO.: 31N400000; - AC; - PS	AVX 10 x 950
				ALT	UNTIL CHA-NO.: 31N400000; + AC; + PS	AVX 10 x 625
				ALT	UNTIL CHA-NO.: 31N400000; + PS; - AC	AVX 10 x 864
				PS	FROM CHA-NO.: 31N400001; - AC	AVX 11,9 x 690
				PS	UNTIL CHA-NO.: 31N400000; - AC	AVX 10 x 735
				PS	UNTIL CHA-NO.: 31N400000; + AC	AVX 10 x 625
				ALT	- AC; MAN	6 PK 894
				ALT	+ AC	6 PK 1153
				ALT	FROM: 12.95; - AC; AU	6 PK 1035
				ALT	UNTIL: 12.95; - AC; AU	6 PK 975
				AUX-FAN	+ AC	2 PJ 845
				CAM		ZRK 1315
				CAM		KT 1258
2.0						
1984 ccm	85 kW	2E;ADY;AGG	02.90 - 05.97	ALT	UNTIL CHA-NO.: 31P200000	AVX 10 x 950
				ALT	UNTIL CHA-NO.: 31P200000; + AC; + PS	AVX 10 x 630


VW
PASSAT Variant (3A5, 35I)
2.0

1984 ccm	85 kW	2E;ADY;AGG	02.90 - 05.97	ALT	UNTIL CHA-NO.: 31P200000; + PS	AVX 11,2 x 866
				PS	FROM CHA-NO.: 31P200001	AVX 11,5 x 685
				PS	FROM CHA-NO.: 31P200001; + AC	AVX 11,5 x 755
				PS	UNTIL CHA-NO.: 31P200000	AVX 10 x 730
				ALT	FROM CHA-NO.: 31-N-400001; - AC; AU	6 PK 975
				ALT	FROM CHA-NO.: 31-N-400001; - AC; MAN	6 PK 894
				ALT	FROM CHA-NO.: 31-N-400001; + AC	6 PK 1153
				AUX-FAN	- TAXI; + AC	2 PJ 786
				AUX-FAN	FROM CHA-NO.: 31-M-033272; + TAXI	2 PJ 800
				CAM		ZRK 1315
				CAM		KT 1258

2.0

1984 ccm	85 kW	2E;ADY;AGG	10.93 - 10.96	ALT	- AC; MAN	6 PK 894
				ALT	+ AC	6 PK 1153
				ALT	FROM: 12.95; - AC; AU	6 PK 1035
				ALT	UNTIL: 12.95; - AC; AU	6 PK 975
				AUX-FAN	+ AC	2 PJ 845
				CAM		ZRK 1315

2.0 Syncro

1984 ccm	85 kW	2E;ADY;AGG	10.90 - 05.97	ALT	UNTIL CHA-NO.: 31P200000	AVX 10 x 950
				ALT	UNTIL CHA-NO.: 31P200000; + AC; + PS	AVX 10 x 630
				ALT	UNTIL CHA-NO.: 31P200000; + PS	AVX 11,2 x 866
				PS	FROM CHA-NO.: 31P200001	AVX 11,5 x 685
				PS	FROM CHA-NO.: 31P200001; + AC	AVX 11,5 x 755
				PS	UNTIL CHA-NO.: 31P200000	AVX 10 x 730
				ALT	FROM CHA-NO.: 31-N-400001; - AC; AU	6 PK 975
				ALT	FROM CHA-NO.: 31-N-400001; - AC; MAN	6 PK 894
				ALT	FROM CHA-NO.: 31-N-400001; + AC	6 PK 1153
				AUX-FAN	- TAXI; + AC	2 PJ 786
				AUX-FAN	FROM CHA-NO.: 31-M-033272; + TAXI	2 PJ 800
				CAM		ZRK 1315
				CAM		KT 1258

2.0 16V

1984 ccm	100 kW	9A	08.88 - 09.93	ALT		AVX 10 x 950
				ALT	+ AC; + PS	AVX 10 x 630
				ALT	+ PS	AVX 10 x 864
				PS		AVX 10 x 730
				AUX-FAN	FROM CHA-NO.: 31-M-033272; + AC	2 PJ 800
				AUX-FAN	UNTIL CHA-NO.: 31-M-033271; + AC; + EXT-COOL	2 PJ 786
				CAM		ZRK 1232
				CAM		KT 1020

2.0 16V

1984 ccm	110 kW	ABF	01.94 - 05.97	PS	- AC	AVX 11,5 x 685
				PS	+ AC	AVX 11,5 x 755
				ALT	FROM: 12.95; + AC	6 PK 1153
				ALT	UNTIL: 12.95; - AC	6 PK 975
				AUX-FAN	+ AC	2 PJ 845
				CAM		ZRK 1222
				CAM	FROM MTR-NO: 020923	KT 1381
				CAM	UNTIL MTR-NO: 020922	KT 1078

2.8 VR6

2792 ccm	128 kW	AAA	06.91 - 05.97	ALT	- AC	7 PK 1290
				ALT	+ AC	7 DPK 1360
				AUX-FAN	FROM: 10.93; - AC	2 PJ 845
				AUX-FAN	FROM: 10.93; + AC	2 PJ 905
				AUX-FAN	UNTIL: 10.93; FROM CHA-NO.: 31-M-033272;340001; + AC	2 PJ 860
				AUX-FAN	UNTIL: 10.93; FROM CHA-NO.: 31-M-340001; - AC	2 PJ 800

2.9 VR6 Syncro

2861 ccm	135 kW	ABV	01.94 - 05.97	ALT	- AC	7 PK 1290
				ALT	+ AC	7 DPK 1360
				AUX-FAN	- AC	2 PJ 845
				AUX-FAN	+ AC	2 PJ 905

1.6 TD

1588 ccm	59 kW	RA;SB	08.88 - 09.93	ALT	- AC	AVX 10 x 965
				ALT	+ AC	AVX 10 x 695



VW

PASSAT Variant (3A5, 35I)

1.6 TD

1588 ccm	59 kW	RA;SB	08.88 - 09.93	PS	FROM CHA-NO.: 31M200001	AVX 11,9 x 650
				PS	UNTIL CHA-NO.: 31M200000	AVX 10 x 740
				AUX-FAN	FROM CHA-NO.: 31-J-000001; UNTIL CHA-NO.: 31-M-033271; - TAXI; + AC	2 PJ 786
				AUX-FAN	FROM CHA-NO.: 31-J-000001; UNTIL CHA-NO.: 31-M-033271; + TAXI	2 PJ 786
				AUX-FAN	FROM CHA-NO.: 31-M-033272; + TAXI	2 PJ 800
				AUX-FAN	FROM CHA-NO.: 31-M-033272;340001; - TAXI; + AC	2 PJ 860
				CAM		ZRK 1242
				CAM		KT 1003

1.9 D

1896 ccm	50 kW	1Y	05.89 - 10.93	ALT	UNTIL CHA-NO.: 31NE160000; - AC	AVX 10 x 965
				ALT	UNTIL CHA-NO.: 31NE160000; + AC	AVX 10 x 695
				PS	FROM CHA-NO.: 31M200001; UNTIL CHA-NO.: 31NE160000	AVX 11,9 x 650
				PS	FROM CHA-NO.: 31NE160001; - AC	AVX 11,5 x 730
				PS	FROM CHA-NO.: 31NE160001; + AC	AVX 11,5 x 790
				PS	UNTIL CHA-NO.: 31M200000	AVX 10 x 740
				ALT	FROM: 11.91; - AC; AU	6 PK 925
				ALT	FROM: 11.91; - AC; MAN	6 PK 1045
				ALT	FROM: 11.91; + AC	6 PK 1145
				AUX-FAN	FROM CHA-NO.: 31-M-033272;340001; - TAXI; + AC	2 PJ 860
				AUX-FAN	FROM CHA-NO.: 31-M-340001; - TAXI; - AC	2 PJ 800
				AUX-FAN	FROM CHA-NO.: 31-M-340001; + TAXI; + AC	2 PJ 860
				AUX-FAN	UNTIL CHA-NO.: 31-M-340000; - TAXI; - AC	2 PJ 786
				CAM		ZRK 1290
				CAM		KT 1004

1.9 TD

1896 ccm	55 kW	AAZ	03.91 - 05.97	PS	- AC	AVX 11,5 x 730
				PS	+ AC	AVX 11,5 x 790
				ALT	- AC; AU	6 PK 925
				ALT	- AC; MAN	6 PK 1045
				ALT	+ AC	6 PK 1145
				AUX-FAN	- TAXI; - AC	2 PJ 800
				AUX-FAN	- TAXI; + AC	2 PJ 860
				AUX-FAN	FROM CHA-NO.: 31-M-340001; + TAXI	2 PJ 860
				CAM		ZRK 1290
				CAM	FROM MTR-NO: 552766	KT 1021
				CAM	UNTIL MTR-NO: 552765	KT 1004

1.9 TDI

1896 ccm	66 kW	1Z;AHU	10.93 - 05.97	PS	- AC	AVX 11,5 x 730
				PS	+ AC	AVX 11,5 x 790
				ALT	- AC; AU	6 PK 925
				ALT	- AC; MAN	6 PK 1045
				ALT	+ AC	6 PK 1145
				AUX-FAN	+ AC	2 PJ 845
				CAM		ZRK 1290
				CAM	FROM MTR-NO: 289576; MTR-CODE: 1Z	KT 1358
				CAM	MTR-CODE: AHU	KT 1358
				CAM	UNTIL MTR-NO: 289575; MTR-CODE: 1Z	KT 1014

1.9 TDI

1896 ccm	81 kW	AFN	03.96 - 05.97	ALT	UNTIL CHA-NO.: 31N400000; + AC; + PS	AVX 10 x 625
				ALT	UNTIL CHA-NO.: 31N400000; + PS; - AC	AVX 10 x 864
				PS		AVX 11,5 x 730
				PS	+ AC	AVX 11,5 x 790
				PS	FROM CHA-NO.: 31N400001; - AC	AVX 11,9 x 690
				PS	UNTIL CHA-NO.: 31N400000; - AC	AVX 10 x 735
				PS	UNTIL CHA-NO.: 31N400000; - AC; - PS	AVX 10 x 950
				PS	UNTIL CHA-NO.: 31N400000; + AC	AVX 10 x 625
				ALT	- AC	6 PK 1045
				ALT	+ AC	6 PK 1145
				AUX-FAN	+ AC	2 PJ 845
				CAM		ZRK 1290
				CAM		KT 1358


VW
PASSAT (3B2)
1.6

1595 ccm	74 kW	ADP;AHL;ANA;ARM	10.96 - 11.00	W-P		AVX 11 x 528
				AC-C	FROM: 11.97; MTR-CODE: AHL;ANA;ARM	4 PK 855
				AC-C	MTR-CODE: ADP	4 PK 855
				ALT	FROM: 11.97; MTR-CODE: AHL;ANA;ARM	5 PK 1300
				ALT	MTR-CODE: ADP	5 PK 1300
				CAM	MTR-CODE: ADP	ZRK 1237
				CAM	MTR-CODE: AHL;ANA;ARM	ZRK 1216
				CAM	MTR-CODE: ADP	KT 1135
				CAM	MTR-CODE: AHL;ANA;ARM	KT 1133
				W-P; CAM	FROM: 11.97	KT 1133 W2

1.8

1781 ccm	85 kW	AFY	01.97 - 11.00	AC-C		4 PK 855
				ALT		5 PK 1300
				CAM		ZRK 1224
				CAM		KT 1205
				CAM		KT 1357
				CAM	FROM MTR-NO: 010001	KT 1206

1.8

1781 ccm	92 kW	ADR;APT;ARG	10.96 - 11.00	PS		AVX 11 x 528
				AC-C	MTR-CODE: ADR;ARG	4 PK 855
				ALT	FROM: 01.99; MTR-CODE: APT	5 PK 1300
				ALT	MTR-CODE: ADR;ARG	5 PK 1300
				CAM		ZRK 1224
				CAM		KT 1206
				CAM		KT 1357
				CAM	OPT	KT 1205

1.8 Syncro/4motion

1781 ccm	92 kW	ADR;APT;ARG	10.96 - 11.00	PS		AVX 11 x 528
				AC-C		4 PK 855
				ALT		5 PK 1300
				CAM	FOR: THERMO	ZRK 1223
				TENS-PUL	FOR: HYDRO	ZRK 1224
				CAM		KT 1205
				CAM		KT 1206
				CAM		KT 1357

1.8 T

1781 ccm	110 kW	AEB;ANB;APU	10.96 - 11.00	PS		AVX 11 x 528
				AC-C	FROM: 08.99; MTR-CODE: AWT	4 PK 855
				AC-C	MTR-CODE: AEB	4 PK 855
				AC-C	MTR-CODE: AFY;ANB;APU	4 PK 855
				ALT	FROM: 08.99; MTR-CODE: AWT	5 PK 1300
				ALT	MTR-CODE: AEB	5 PK 1300
				ALT	MTR-CODE: AFY;ANB;APU	5 PK 1300
				CAM	FOR: HYDRO	ZRK 1224
				CAM	FOR: THERMO	ZRK 1223
				CAM		KT 1205
				CAM		KT 1357
				CAM	OPT	KT 1206

2.3 VR5

2324 ccm	110 kW	AGZ	10.96 - 11.00	ALT	- AC	6 PK 1660
				ALT	+ AC	6 PK 2373

2.3 VR5 Syncro/4motion

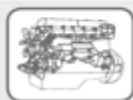
2324 ccm	110 kW	AGZ	10.97 - 11.00	ALT	- AC	6 PK 1660
				ALT	+ AC	6 PK 2373

2.8 V6

2771 ccm	132 kW	AGE	05.97 - 09.99	ALT	- AC	6 PK 1760
				ALT	+ AC	6 PK 1880
				CAM		ZRK 1229
				CAM		KT 1303
				CAM		KT 1304

2.8 V6

2771 ccm	140 kW	ATX;BBG	09.99 - 11.00	ALT	FROM: 09.00; MTR-CODE: BBG; - AC	6 PK 1760
				ALT	FROM: 09.00; MTR-CODE: BBG; + AC	6 PK 1880
				ALT	MTR-CODE: ACK;AGE;ALG;APR;AQD; - AC	6 PK 1760
				ALT	MTR-CODE: ACK;AGE;ALG;APR;AQD; + AC	6 PK 1880
				CAM		ZRK 1229



VW

PASSAT (3B2)

2.8 V6

2771 ccm	140 kW	ATX;BBG	09.99 - 11.00	CAM		KT 1303
				CAM		KT 1304

2.8 Syncro

2771 ccm	132 kW	AGE	05.97 - 09.99	CAM		ZRK 1229
				CAM		KT 1303
				CAM		KT 1304

2.8 V6

2771 ccm	142 kW	ACK;AHA;APR;AQD	08.96 - 11.00	ALT	FROM: 08.99; MTR-CODE: ATQ; - AC	6 PK 1760
				ALT	FROM: 08.99; MTR-CODE: ATQ; + AC	6 PK 1880
				ALT	FROM: 09.00; MTR-CODE: AMX; - AC	6 PK 1760
				ALT	FROM: 09.00; MTR-CODE: AMX; + AC	6 PK 1880
				ALT	MTR-CODE: ACK;AGE;ALG;APR;AQD; - AC	6 PK 1760
				ALT	MTR-CODE: ACK;AGE;ALG;APR;AQD; + AC	6 PK 1880
				CAM		ZRK 1229
				CAM		KT 1303
				CAM		KT 1304
				CAM		KT 1304 W1

2.8 V6 Syncro/4motion

2771 ccm	142 kW	ACK;AHA;ALG;APR;AQD	10.96 - 11.00	ALT	- AC	6 PK 1760
				ALT	+ AC	6 PK 1880
				CAM		ZRK 1229
				CAM		KT 1303
				CAM		KT 1304
				CAM		KT 1304 W1

1.9 TDI

1896 ccm	66 kW	AHH;AHU	10.96 - 11.00	AC-C		4 PK 855
				ALT		5 PK 1590
				CAM	MTR-CODE: AHH	ZRK 1304
				CAM	MTR-CODE: AHU	ZRK 1290
				CAM	MTR-CODE: AHH	KT 1308
				CAM	MTR-CODE: AHU	KT 1358

1.9 TDI

1896 ccm	74 kW	AVB	02.00 - 11.00	AC-C		4 PK 855
				ALT		5 PK 1435
				CAM		ZRK 1338
				CAM		KT 1236
				CAM		KT 1238
				W-P; CAM		KT 1236 W1

1.9 TDI

1896 ccm	81 kW	AFN;AVG	10.96 - 11.00	AC-C		4 PK 855
				ALT		5 PK 1590
				CAM		ZRK 1290
				CAM		KT 1358

1.9 TDI Syncro/4motion

1896 ccm	81 kW	AFN;AVG	10.96 - 11.00	AC-C		4 PK 855
				ALT		5 PK 1590
				CAM		ZRK 1290
				CAM		KT 1358

1.9 TDI

1896 ccm	85 kW	AJM;ATJ	08.98 - 11.00	AC-C	FROM: 01.00; MTR-CODE: ATJ	4 PK 855
				AC-C	MTR-CODE: AJM	4 PK 855
				ALT	FROM: 01.00; MTR-CODE: ATJ	5 PK 1435
				ALT	MTR-CODE: AJM	5 PK 1435
				CAM	MTR-CODE: AJM;ATJ	ZRK 1338
				CAM	FROM CHA-NO.: 185671; MTR-CODE: AJM	KT 1236
				CAM	FROM CHA-NO.: 185671; MTR-CODE: AJM	KT 1238
				CAM	MTR-CODE: ATJ	KT 1236
				CAM	MTR-CODE: ATJ	KT 1238
				CAM	UNTIL MTR-NO: 185670; MTR-CODE: AJM	KT 1235
				CAM	UNTIL MTR-NO: 185670; MTR-CODE: AJM	KT 1248
				W-P; CAM	FROM MTR-NO: 185 671; MTR-CODE: AJM	KT 1236 W1
				W-P; CAM	MTR-CODE: ATJ	KT 1236 W1

1.9 TDI 4motion

1896 ccm	85 kW	AJM;ATJ	08.99 - 11.00	AC-C	FROM: 01.00; MTR-CODE: ATJ	4 PK 855
				AC-C	MTR-CODE: AJM	4 PK 855
				ALT	FROM: 01.00; MTR-CODE: ATJ	5 PK 1435



VW

PASSAT (3B2)

1.9 TDI 4motion

1896 ccm	85 kW	AJM;ATJ	08.99 - 11.00	ALT	MTR-CODE: AJM	5 PK 1435
				CAM	MTR-CODE: AJM;ATJ	ZRK 1338
				CAM	FROM CHA-NO.: 185671; MTR-CODE: AJM	KT 1236
				CAM	FROM CHA-NO.: 185671; MTR-CODE: AJM	KT 1238
				CAM	MTR-CODE: ATJ	KT 1236
				CAM	MTR-CODE: ATJ	KT 1238
				CAM	UNTIL MTR-NO: 185670; MTR-CODE: AJM	KT 1235
				CAM	UNTIL MTR-NO: 185670; MTR-CODE: AJM	KT 1248
				W-P; CAM	FROM MTR-NO: 185 671; MTR-CODE: AJM	KT 1236 W1
				W-P; CAM	MTR-CODE: ATJ	KT 1236 W1

2.5 TDI

2496 ccm	110 kW	AFB;AKN	07.98 - 11.00	AC-C		4 PK 1237
				ALT		6 PK 2404
				CAM		ZRK 1336
				CAM		ZRK 1464
				INJ-P		ZRK 1331
				CAM		KT 1246
				CAM		KT 1441
				CAM		KT 1444
				CAM; INJ-P		KT 1460
				CAM	MTR-CODE: AKN	KT 1441 W1

2.5 TDI Syncro/4motion

2496 ccm	110 kW	AFB;AKN	12.98 - 11.00	AC-C		4 PK 1237
				ALT		6 PK 2404
				CAM		ZRK 1336
				CAM		ZRK 1464
				INJ-P		ZRK 1331
				CAM		KT 1246
				CAM		KT 1441
				CAM		KT 1444
				CAM; INJ-P		KT 1460
				CAM	MTR-CODE: AKN	KT 1441 W1

PASSAT Variant (3B5)

1.6

1595 ccm	74 kW	ADP;AHL;ANA;ARM	06.97 - 11.00	W-P		AVX 11 x 528
				AC-C	FROM: 01.99; MTR-CODE: ANA;ARM	4 PK 855
				AC-C	MTR-CODE: ADP	4 PK 855
				AC-C	MTR-CODE: AHL	4 PK 855
				ALT	FROM: 01.99; MTR-CODE: ANA;ARM	5 PK 1300
				ALT	MTR-CODE: ADP	5 PK 1300
				ALT	MTR-CODE: AHL	5 PK 1300
				CAM	MTR-CODE: ADP	ZRK 1237
				CAM	MTR-CODE: AHL;ANA;ARM	ZRK 1216
				CAM	MTR-CODE: ADP	KT 1135
				CAM	MTR-CODE: AHL;ANA;ARM	KT 1133
				W-P; CAM	FROM: 11.97	KT 1133 W2

1.8

1781 ccm	85 kW	AFY	06.97 - 11.00	AC-C		4 PK 855
				ALT		5 PK 1300
				CAM		ZRK 1224
				CAM		KT 1205
				CAM		KT 1357
				CAM	FROM MTR-NO: 010001	KT 1206

1.8

1781 ccm	92 kW	ADR;APT;ARG	06.97 - 11.00	PS		AVX 11 x 528
				AC-C		4 PK 855
				ALT		5 PK 1300
				CAM		ZRK 1224
				CAM		KT 1205
				CAM		KT 1206
				CAM		KT 1357

1.8 Syncro/4motion

1781 ccm	92 kW	ADR;APT;ARG	06.97 - 11.00	PS		AVX 11 x 528
				AC-C		4 PK 855
				ALT		5 PK 1300
				CAM	FOR: HYDRO	ZRK 1224



VW

PASSAT Variant (3B5)

1.8 Syncro/4motion

1781 ccm	92 kW	ADR;APT;ARG	06.97 - 11.00	CAM	FOR: THERMO	ZRK 1223
				CAM		KT 1205
				CAM		KT 1206
				CAM		KT 1357

1.8 T

1781 ccm	110 kW	AEB;ANB;APU	06.97 - 11.00	PS		AVX 11 x 528
				AC-C	FROM: 08.99; MTR-CODE: AWT	4 PK 855
				AC-C	MTR-CODE: AEB	4 PK 855
				ALT	FROM: 08.99; MTR-CODE: AWT	5 PK 1300
				ALT	MTR-CODE: AEB	5 PK 1300
				CAM	FOR: HYDRO	ZRK 1224
				CAM	FOR: THERMO	ZRK 1223
				CAM		KT 1206
				CAM		KT 1357
				CAM	OPT	KT 1205

2.3 VR5

2324 ccm	110 kW	AGZ	06.97 - 11.00	ALT	- AC	6 PK 1660
				ALT	+ AC	6 PK 2373

2.3 VR5 Syncro/4motion

2324 ccm	110 kW	AGZ	10.97 - 11.00	ALT	- AC	6 PK 1660
				ALT	+ AC	6 PK 2373

2.8 V6

2771 ccm	132 kW	AGE	09.97 - 09.99	CAM		ZRK 1229
				CAM		KT 1303
				CAM		KT 1304

2.8 Syncro

2771 ccm	132 kW	AGE	05.97 - 09.99	CAM		ZRK 1229
				CAM		KT 1303
				CAM		KT 1304

2.8 V6

2771 ccm	140 kW	ATX	09.99 - 11.00	ALT	- AC	6 PK 1760
				ALT	+ AC	6 PK 1880
				CAM		ZRK 1229
				CAM		KT 1303
				CAM		KT 1304

2.8 V6

2771 ccm	142 kW	ACK;AHA;APR;AQD	06.97 - 11.00	ALT	FROM: 08.99; MTR-CODE: ATQ; - AC	6 PK 1760
				ALT	FROM: 08.99; MTR-CODE: ATQ; + AC	6 PK 1880
				ALT	FROM: 09.00; MTR-CODE: AMX; - AC	6 PK 1760
				ALT	FROM: 09.00; MTR-CODE: AMX; + AC	6 PK 1880
				ALT	MTR-CODE: ACK;ALG;APR;AQD; - AC	6 PK 1760
				ALT	MTR-CODE: ACK;ALG;APR;AQD; + AC	6 PK 1880
				CAM		ZRK 1229
				CAM		KT 1303
				CAM		KT 1304
				CAM		KT 1304 W1

2.8 V6 Syncro/4motion

2771 ccm	142 kW	ACK;AHA;ALG;APR;AQD	06.97 - 11.00	ALT	- AC	6 PK 1760
				ALT	+ AC	6 PK 1880
				CAM		ZRK 1229
				CAM		KT 1303
				CAM		KT 1304
				CAM		KT 1304 W1

1.9 TDI

1896 ccm	66 kW	AHH;AHU	06.97 - 11.00	AC-C	MTR-CODE: AFN;AHU;AVG	4 PK 855
				AC-C	MTR-CODE: AHH	4 PK 855
				ALT	MTR-CODE: AFN;AHU;AVG	5 PK 1590
				ALT	MTR-CODE: AHH	5 PK 1590
				CAM	MTR-CODE: AHH	ZRK 1304
				CAM	MTR-CODE: AHU	ZRK 1290
				CAM	MTR-CODE: AHH	KT 1308
				CAM	MTR-CODE: AHU	KT 1358

1.9 TDI

1896 ccm	74 kW	AVB	02.00 - 11.00	AC-C		4 PK 855
				ALT		5 PK 1435
				CAM		ZRK 1338



VW

PASSAT Variant (3B5)

1.9 TDI							
1896 ccm	74 kW	AVB	02.00 - 11.00	CAM			KT 1236
				CAM			KT 1238
				W-P; CAM			KT 1236 W1
1.9 TDI							
1896 ccm	81 kW	AFN;AVG	06.97 - 11.00	AC-C			4 PK 855
				ALT			5 PK 1590
				CAM			ZRK 1290
				CAM			KT 1358
1.9 TDI Syncro/4motion							
1896 ccm	81 kW	AFN;AVG	06.97 - 11.00	AC-C			4 PK 855
				ALT			5 PK 1590
				CAM			ZRK 1290
				CAM			KT 1358
1.9 TDI							
1896 ccm	85 kW	AJM;ATJ	08.98 - 11.00	AC-C	FROM: 01.00; MTR-CODE: ATJ		4 PK 855
				AC-C	MTR-CODE: AJM		4 PK 855
				ALT	FROM: 01.00; MTR-CODE: ATJ		5 PK 1435
				ALT	MTR-CODE: AJM		5 PK 1435
				CAM	MTR-CODE: AJM;ATJ		ZRK 1338
				CAM	FROM MTR-NO: 185671; MTR-CODE: AJM		KT 1236
				CAM	FROM MTR-NO: 185671; MTR-CODE: AJM		KT 1238
				CAM	MTR-CODE: ATJ		KT 1236
				CAM	MTR-CODE: ATJ		KT 1238
				CAM	UNTIL MTR-NO: 185670; MTR-CODE: AJM		KT 1235
				CAM	UNTIL MTR-NO: 185670; MTR-CODE: AJM		KT 1248
				W-P; CAM	FROM MTR-NO: 185 671; MTR-CODE: AJM		KT 1236 W1
				W-P; CAM	MTR-CODE: ATJ		KT 1236 W1
1.9 TDI 4motion							
1896 ccm	85 kW	ATJ	08.99 - 11.00	CAM			ZRK 1338
				CAM			KT 1236
				CAM			KT 1238
				W-P; CAM	FROM MTR-NO: 185 671; MTR-CODE: AJM		KT 1236 W1
				W-P; CAM	MTR-CODE: ATJ		KT 1236 W1
2.5 TDI							
2496 ccm	110 kW	AFB;AKN	07.98 - 11.00	AC-C			4 PK 1237
				ALT			6 PK 2404
				CAM			ZRK 1336
				CAM			ZRK 1464
				INJ-P			ZRK 1331
				CAM			KT 1246
				CAM			KT 1441
				CAM			KT 1444
				CAM; INJ-P			KT 1460
				CAM	MTR-CODE: AKN		KT 1441 W1
2.5 TDI Syncro/4motion							
2496 ccm	110 kW	AFB;AKN	12.98 - 11.00	AC-C			4 PK 1237
				ALT			6 PK 2404
				CAM			ZRK 1336
				CAM			ZRK 1464
				INJ-P			ZRK 1331
				CAM			KT 1246
				CAM			KT 1441
				CAM			KT 1444
				CAM; INJ-P			KT 1460
				CAM	MTR-CODE: AKN		KT 1441 W1

PASSAT (3B3)

1.6							
1595 ccm	75 kW	ALZ	11.00 - 05.05	AC-C			4 PK 855
				ALT			5 PK 1300
				CAM			ZRK 1216
				CAM			KT 1133
1.8 T 20V							
1781 ccm	110 kW	AWL;AWT	11.00 - 05.05	AC-C			4 PK 855
				ALT			5 PK 1300
				CAM			ZRK 1220



VW

PASSAT (3B3)

1.8 T 20V

1781 ccm	110 kW	AWL;AWT	11.00 - 05.05	CAM		KT 1232
				CAM		KT 1233
				W-P; CAM	OPT	KT 1232 W1
				W-P; CAM	OPT	KT 1233 W1

1.8 T

1781 ccm	125 kW	AWM	02.01 - 05.05	CAM		ZRK 1220
				CAM		KT 1232
				CAM		KT 1233

1.8 T 4motion

1781 ccm	125 kW	AWM	03.01 - 05.05	CAM		ZRK 1220
				CAM		KT 1232
				CAM		KT 1233

2.0

1984 ccm	85 kW	AZM;BFF	11.00 - 05.05	AC-C		4 PK 855
				ALT		5 PK 1300
				CAM		ZRK 1216
				CAM		KT 1133

2.0 4motion

1984 ccm	85 kW	AZM	11.00 - 05.05	AC-C		4 PK 855
				ALT		5 PK 1300
				CAM		ZRK 1216
				CAM		KT 1133

2.0

1984 ccm	96 kW	ALT	11.01 - 05.05	AC-C		4 PK 855
				ALT		5 PK 1300
				CAM		ZRK 1220
				CAM		KT 1232
				CAM		KT 1233
				W-P; CAM		KT 1233 W2

2.3 V5

2324 ccm	125 kW	AZX	11.00 - 05.05	ALT	- AC	6 PK 1660
				ALT	+ AC	6 PK 2373

2.3 V5 4motion

2324 ccm	125 kW	AZX	11.00 - 05.05	ALT	- AC	6 PK 1660
				ALT	+ AC	6 PK 2373

2.8 4motion

2771 ccm	142 kW	AMX;ATQ	11.00 - 05.05	ALT	MTR-CODE: AMX; - AC	6 PK 1760
				ALT	MTR-CODE: AMX; + AC	6 PK 1880
				ALT	MTR-CODE: ATQ; - AC	6 PK 1760
				ALT	MTR-CODE: ATQ; + AC	6 PK 1880
				CAM		ZRK 1229
				CAM		KT 1303
				CAM		KT 1304
				CAM		KT 1304 W1

1.9 TDI

1896 ccm	74 kW	AVB	11.00 - 05.05	AC-C		4 PK 855
				ALT		5 PK 1435
				W-P; CAM		ZRK 1338
				W-P; CAM	FROM CHA-NO.: 3B-3-000001; FROM: 2003	KT 1237
				W-P; CAM	UNTIL CHA-NO.: 3B-2-500000; UNTIL: 2002	KT 1236
				W-P; CAM	UNTIL CHA-NO.: 3B-2-500000; UNTIL: 2002	KT 1238
				W-P; CAM	FROM CHA-NO.: 3B-3-000001; FROM: 2003	KT 1237 W3
				W-P; CAM	UNTIL: 07.02	KT 1236 W1

1.9 TDI

1896 ccm	96 kW	AVF;AWX	11.00 - 05.05	AC-C		4 PK 855
				ALT		5 PK 1435
				W-P	MTR-CODE: AVF;AWX	ZRK 1338
				W-P; CAM	FROM CHA-NO.: 3B-3-000001; MTR-CODE: AVF;AWX; FROM: 2003	KT 1237
				W-P; CAM	UNTIL CHA-NO.: 3B-2-500000; MTR-CODE: AVF;AWX; UNTIL: 2002	KT 1236
				W-P; CAM	UNTIL CHA-NO.: 3B-2-500000; MTR-CODE: AVF;AWX; UNTIL: 2002	KT 1238
				W-P; CAM	FROM CHA-NO.: 3B-3-000001; MTR-CODE: AVF;AWX; FROM: 2003	KT 1237 W3
				W-P; CAM	UNTIL: 07.02	KT 1236 W1



VW

PASSAT (3B3)

1.9 TDI 4motion

1896 ccm	96 kW	AVF	11.00 - 05.05	AC-C		4 PK 855
				ALT		5 PK 1435
				W-P	MTR-CODE: AVF;AWX	ZRK 1338
				CAM	FROM CHA-NO.: 3B-3-000001; MTR-CODE: AVF;AWX; FROM: 2003	KT 1237
				CAM	UNTIL CHA-NO.: 3B-2-500000; MTR-CODE: AVF;AWX; UNTIL: 2002	KT 1236
				CAM	UNTIL CHA-NO.: 3B-2-500000; MTR-CODE: AVF;AWX; UNTIL: 2002	KT 1238
				W-P; CAM	FROM CHA-NO.: 3B-3-000001; MTR-CODE: AVF;AWX; FROM: 2003	KT 1237 W3
				W-P; CAM	UNTIL: 07.02	KT 1236 W1

2.0 TDI

1968 ccm	100 kW	BGW;BHW	12.03 - 05.05	AC-C		4 PK 855
				ALT		5 PK 1435
				CAM		ZRK 1338
				CAM	MTR-CODE: BGW	KT 1237

2.5 TDI

2496 ccm	110 kW	AFB;AKN	11.00 - 05.05	AC-C		4 PK 1237
				ALT		6 PK 2404
				CAM		ZRK 1464
				CAM	MTR-CODE: AFB;AKN	ZRK 1336
				INJ-P	MTR-CODE: AFB;AKN	ZRK 1331
				CAM		KT 1441
				CAM		KT 1444
				CAM	MTR-CODE: AFB;AKN	KT 1246
				CAM; INJ-P		KT 1460
				CAM	MTR-CODE: AKN	KT 1441 W1

2.5 TDI 4motion

2496 ccm	110 kW	AFB;AKN	11.00 - 05.05	AC-C		4 PK 1237
				ALT		6 PK 2404
				CAM		ZRK 1464
				CAM	MTR-CODE: AFB;AKN	ZRK 1336
				INJ-P	MTR-CODE: AFB;AKN	ZRK 1331
				CAM		KT 1441
				CAM		KT 1444
				CAM	MTR-CODE: AFB;AKN	KT 1246
				CAM; INJ-P		KT 1460
				CAM	MTR-CODE: AKN	KT 1441 W1

2.5 TDI

2496 ccm	120 kW	BDG	05.03 - 05.05	AC-C		4 PK 1237
				ALT		6 PK 2404
				CAM		ZRK 1464
				INJ-P		ZRK 1331
				CAM		KT 1246
				CAM		KT 1441
				CAM		KT 1444
				CAM; INJ-P		KT 1460
				INJ-P; CAM	MOD: 3B3	KT 1393
				CAM		KT 1441 W1

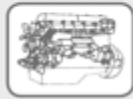
2.5 TDI 4motion

2496 ccm	132 kW	BAU;BDH	01.03 - 05.05	AC-C		4 PK 1237
				ALT		6 PK 2404
				CAM		ZRK 1464
				INJ-P		ZRK 1331
				CAM		KT 1246
				CAM		KT 1441
				CAM		KT 1444
				CAM; INJ-P		KT 1460
				INJ-P	MTR-CODE: BAU;BDH; MOD: 3B3	KT 1393
				CAM		KT 1441 W1

PASSAT Variant (3B6)

1.6

1595 ccm	75 kW	ALZ	11.00 - 05.05	AC-C		4 PK 855
				ALT		5 PK 1300
				CAM		ZRK 1216



VW

PASSAT Variant (3B6)

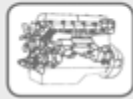
1.6							
1595 ccm	75 kW	ALZ	11.00 - 05.05	CAM			KT 1133
1.8 T 20V							
1781 ccm	110 kW	AWT	11.00 - 05.05	AC-C			4 PK 855
				ALT			5 PK 1300
				CAM			ZRK 1220
				CAM			KT 1232
				CAM			KT 1233
				W-P; CAM	OPT		KT 1232 W1
				W-P; CAM	OPT		KT 1233 W1
				W-P; CAM	UNTIL CHA-NO.: 8L-Y-125000; OPT		KT 1296 W1
1.8 T							
1781 ccm	125 kW	AWM	05.02 - 08.05	CAM			ZRK 1220
				CAM			KT 1232
				CAM			KT 1233
1.8 4motion							
1781 ccm	125 kW	AWM	03.01 - 05.05	CAM			ZRK 1220
				CAM			KT 1232
				CAM			KT 1233
2.0							
1984 ccm	85 kW	AZM	11.00 - 05.05	AC-C			4 PK 855
				ALT			5 PK 1300
				CAM			ZRK 1216
				CAM			KT 1133
				W-P; CAM			KT 1133 W1
2.0 4motion							
1984 ccm	85 kW	AZM	11.00 - 05.05	AC-C			4 PK 855
				ALT			5 PK 1300
				CAM			ZRK 1216
				CAM			KT 1133
2.0							
1984 ccm	96 kW	ALT	11.01 - 05.05	AC-C			4 PK 855
				ALT			5 PK 1300
				CAM			ZRK 1220
				CAM			KT 1232
				CAM			KT 1233
				W-P; CAM			KT 1233 W2
2.3 VR5							
2324 ccm	125 kW	AZX	11.00 - 05.05	ALT	- AC		6 PK 1660
				ALT	+ AC		6 PK 2373
2.3 VR5 4motion							
2324 ccm	125 kW	AZX	11.00 - 05.05	ALT	- AC		6 PK 1660
				ALT	+ AC		6 PK 2373
2.8 4motion							
2771 ccm	142 kW	AMX;ATQ	11.00 - 05.05	ALT	MTR-CODE: AMX; - AC		6 PK 1760
				ALT	MTR-CODE: AMX; + AC		6 PK 1880
				ALT	MTR-CODE: ATQ; - AC		6 PK 1760
				ALT	MTR-CODE: ATQ; + AC		6 PK 1880
				CAM			ZRK 1229
				CAM			KT 1303
				CAM			KT 1304
				CAM			KT 1304 W1
1.9 TDI							
1896 ccm	74 kW	AVB	11.00 - 05.05	AC-C			4 PK 855
				ALT			5 PK 1435
				W-P; CAM			ZRK 1338
				W-P; CAM	FROM CHA-NO.: 3B-3-000001; FROM: 2003		KT 1237
				W-P; CAM	UNTIL CHA-NO.: 3B-2-500000; UNTIL: 2002		KT 1236
				W-P; CAM	UNTIL CHA-NO.: 3B-2-500000; UNTIL: 2002		KT 1238
				W-P; CAM	FROM CHA-NO.: 3B-3-000001; FROM: 2003		KT 1237 W3
				W-P; CAM	UNTIL: 07.02		KT 1236 W1
1.9 TDI							
1896 ccm	96 kW	AVF;AWX	11.00 - 05.05	AC-C			4 PK 855
				ALT			5 PK 1435
				W-P	MTR-CODE: AVF;AWX		ZRK 1338
				W-P; CAM	FROM CHA-NO.: 3B-3-000001; MTR-CODE: AVF;AWX; FROM: 2003		KT 1237



VW

PASSAT Variant (3B6)

1.9 TDI							
1896 ccm	96 kW	AVF;AWX	11.00 - 05.05	W-P; CAM	UNTIL CHA-NO.: 3B-2-500000; MTR-CODE: AVF;AWX; UNTIL: 2002		KT 1236
				W-P; CAM	UNTIL CHA-NO.: 3B-2-500000; MTR-CODE: AVF;AWX; UNTIL: 2002		KT 1238
				W-P; CAM	FROM CHA-NO.: 3B-3-000001; MTR-CODE: AVF;AWX; FROM: 2003		KT 1237 W3
				W-P; CAM	UNTIL: 07.02		KT 1236 W1
1.9 TDI 4motion							
1896 ccm	96 kW	AVF	11.00 - 05.05	AC-C			4 PK 855
				ALT			5 PK 1435
				W-P	MTR-CODE: AVF;AWX		ZRK 1338
				CAM	FROM CHA-NO.: 3B-3-000001; MTR-CODE: AVF;AWX; FROM: 2003		KT 1237
				CAM	UNTIL CHA-NO.: 3B-2-500000; MTR-CODE: AVF;AWX; UNTIL: 2002		KT 1236
				CAM	UNTIL CHA-NO.: 3B-2-500000; MTR-CODE: AVF;AWX; UNTIL: 2002		KT 1238
				W-P; CAM	FROM CHA-NO.: 3B-3-000001; MTR-CODE: AVF;AWX; FROM: 2003		KT 1237 W3
W-P; CAM	UNTIL: 07.02		KT 1236 W1				
2.0 TDI							
1968 ccm	100 kW	BGW;BHW	12.03 - 05.05	AC-C			4 PK 855
				ALT			5 PK 1435
				CAM			ZRK 1338
				CAM	MTR-CODE: BGW		KT 1237
				W-P; CAM	MTR-CODE: BGW		KT 1237 W3
2.5 TDI							
2496 ccm	110 kW	AFB;AKN	11.00 - 05.05	AC-C			4 PK 1237
				ALT			6 PK 2404
				CAM			ZRK 1464
				CAM	MTR-CODE: AFB;AKN		ZRK 1336
				INJ-P	MTR-CODE: AFB;AKN		ZRK 1331
				CAM			KT 1441
				CAM			KT 1444
				CAM	MTR-CODE: AFB;AKN		KT 1246
				CAM; INJ-P			KT 1460
CAM	MTR-CODE: AKN		KT 1441 W1				
2.5 TDI 4motion							
2496 ccm	110 kW	AFB;AKN	11.00 - 05.05	AC-C			4 PK 1237
				ALT			6 PK 2404
				CAM			ZRK 1464
				CAM	MTR-CODE: AFB;AKN		ZRK 1336
				INJ-P	MTR-CODE: AFB;AKN		ZRK 1331
				CAM			KT 1441
				CAM			KT 1444
				CAM	MTR-CODE: AFB;AKN		KT 1246
				CAM; INJ-P			KT 1460
CAM	MTR-CODE: AKN		KT 1441 W1				
2.5 TDI							
2496 ccm	120 kW	BDG	05.03 - 05.05	AC-C			4 PK 1237
				ALT			6 PK 2404
				CAM			ZRK 1464
				INJ-P			ZRK 1331
				CAM			KT 1246
				CAM			KT 1441
				CAM			KT 1444
				CAM	MTR-CODE: AFB;AKN		KT 1246
				CAM; INJ-P			KT 1460
				INJ-P; CAM	MOD: 3B6		KT 1393
CAM			KT 1441 W1				
2.5 TDI 4motion							
2496 ccm	132 kW	BAU;BDH	01.03 - 05.05	AC-C			4 PK 1237
				ALT			6 PK 2404
				CAM			ZRK 1464
				INJ-P			ZRK 1331
				CAM			KT 1246
				CAM			KT 1441
				CAM			KT 1444
CAM; INJ-P			KT 1460				



VW

PASSAT Variant (3B6)

2.5 TDI 4motion

2496 ccm	132 kW	BAU;BDH	01.03 - 05.05	INJ-P CAM	MTR-CODE: BAU;BDH; MOD: 3B6	KT 1393 KT 1441 W1
----------	--------	---------	---------------	--------------	-----------------------------	-----------------------

PASSAT (3C2)

1.4 TSI

1390 ccm	90 kW	CAXA	05.07 -	ALT ALT	- AC + AC	6 PK 1090 6 PK 1735
----------	-------	------	---------	------------	--------------	------------------------

1.6

1595 ccm	75 kW	BSE;BSF	05.05 -	ALT CAM CAM	+ AC	6 PK 1045 ZRK 1216 KT 1133
----------	-------	---------	---------	-------------------	------	----------------------------------

1.6 FSI

1598 ccm	85 kW	BLF	03.05 -	ALT	+ AC	6 PK 1735
----------	-------	-----	---------	-----	------	-----------

1.8 TSI

1798 ccm	112 kW	CDAB;CGYA	11.09 -	ALT		6 PK 1115
----------	--------	-----------	---------	-----	--	-----------

1.8 TSI

1798 ccm	118 kW	BZB;CDAA	05.07 -	ALT W-P		6 PK 1115 ZRK 1585
----------	--------	----------	---------	------------	--	-----------------------

2.0 FSI

1984 ccm	110 kW	BLR;BLY;BVY;BVZ	03.05 -	ALT ALT CAM CAM W-P; CAM	FROM: 11.05; MTR-CODE: BVX;BVY;BVZ MTR-CODE: BLR;BLX;BLY	6 PK 1045 6 PK 1045 ZRK 1443 KT 1432 KT 1516 W1
----------	--------	-----------------	---------	--------------------------------------	---	---

2.0 FSI 4motion

1984 ccm	110 kW	BLX;BLY;BVX	09.05 -	ALT ALT CAM CAM W-P; CAM	MTR-CODE: BLR;BLX;BLY MTR-CODE: BVX;BVY;BVZ	6 PK 1045 6 PK 1045 ZRK 1443 KT 1432 KT 1516 W1
----------	--------	-------------	---------	--------------------------------------	--	---

2.0 FSI

1984 ccm	147 kW	AXX;BPY;BWA;CAWB;CBFA;CC TA;CCZA	07.05 -	ALT ALT ALT CAM W-P W-P; CAM	FROM: 08.07; MTR-CODE: CAWB;CCTA FROM: 11.09; MTR-CODE: CCZA MTR-CODE: AXX;BPY;BWA MTR-CODE: AXX;BPY;BWA MTR-CODE: CCTA;CCZA;CBFA;CAWB MTR-CODE: AXX;BPY;BWA	6 PK 1115 6 PK 1115 6 PK 1055 ZRK 1443 ZRK 1585 KT 1432 W1
----------	--------	-------------------------------------	---------	---	---	---

3.2 FSI 4motion

3168 ccm	184 kW	AXZ	11.05 -	ALT ALT	FROM CHA-NO.: 3C-7-140001 UNTIL CHA-NO.: 3C-7-140000	6 PK 1610 6 PK 1625
----------	--------	-----	---------	------------	---	------------------------

3.6 R36 4motion

3597 ccm	220 kW	BWS	04.07 -	ALT		6 PK 1610
----------	--------	-----	---------	-----	--	-----------

1.6 TDI

1598 ccm	77 kW	CAYC	08.09 -	ALT CAM	- AC MTR-CODE: CAYB;CAYC	6 EPK 842 ZRK 1572
----------	-------	------	---------	------------	-----------------------------	-----------------------

1.9 TDI

1896 ccm	77 kW	BKC;BLS;BXE	03.05 -	ALT ALT W-P; CAM W-P; CAM W-P; CAM	MTR-CODE: BKC MTR-CODE: BLS;BXE	6 PK 1055 6 PK 1055 ZRK 1338 KT 1237 KT 1237 W2
----------	-------	-------------	---------	--	------------------------------------	---

2.0 TDI

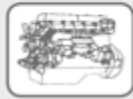
1968 ccm	81 kW	CBDC	11.08 -	ALT ALT CAM CAM CAM; W-P	- AC + AC MTR-CODE: CBAC;CBDC MTR-CODE: CBAC;CBDC MTR-CODE: CBDC	6 EPK 842 6 PK 1070 ZRK 1544 KT 1420 KT 1420 W2
----------	-------	------	---------	--------------------------------------	--	---

2.0 TDI

1968 ccm	88 kW	BWV	11.05 -	ALT W-P; CAM CAM; W-P W-P; CAM W-P; CAM W-P; CAM	MTR-CODE: BWV; FROM CHA-NO.: 3C-7-000 001 UNTIL CHA-NO.: 3C-6-300000 FROM CHA-NO.: 3C-7-000 001 UNTIL CHA-NO.: 3C-6-300000	6 PK 1055 ZRK 1468 KT 1512 KT 1403 KT 1512 W1 KT 1403 W1
----------	-------	-----	---------	---	---	---


VW
PASSAT (3C2)

2.0 TDI					
1968 ccm	90 kW	BVE	08.05 -	ALT	6 PK 1055
				W-P; CAM	ZRK 1468
				CAM; W-P	MTR-CODE: BVE; FROM CHA-NO.: 3C-7-000 001
				W-P; CAM	UNTIL CHA-NO.: 3C-6-300000
				W-P; CAM	FROM CHA-NO.: 3C-7-000 001
				W-P; CAM	UNTIL CHA-NO.: 3C-6-300000
					KT 1512
					KT 1403
					KT 1512 W1
					KT 1403 W1
2.0 TDI					
1968 ccm	100 kW	BMA;CBAA	03.05 -	ALT	FROM: 05.07; MTR-CODE: CBAA;CBAB;CBAC;CBBB; - AC
				ALT	FROM: 05.07; MTR-CODE: CBAA;CBAB;CBAC;CBBB; + AC
				ALT	MTR-CODE: BKP;BMA;BMR;BVE;BWV
				W-P	MTR-CODE: CBAA;CBAB
				W-P; CAM	MTR-CODE: BMA
				CAM; W-P	MTR-CODE: BMA; FROM CHA-NO.: 3C-7-000 001
				W-P	MTR-CODE: CBAA;CBAB
				W-P	UNTIL CHA-NO.: 3C-6-300000; MTR-CODE: BMA
				CAM	MTR-CODE: CBAA/F
				CAM; W-P	MTR-CODE: CBAA;CBAB;CBAC
				W-P	UNTIL CHA-NO.: 3C-6-300000; MTR-CODE: BMA
				W-P; CAM	MTR-CODE: BMA; FROM CHA-NO.: 3C-7-000 001
					6 EPK 842
					6 PK 1070
					6 PK 1055
					ZRK 1544
					ZRK 1468
					KT 1512
					KT 1420
					KT 1403
					KT 1420 W1
					KT 1420 W2
					KT 1403 W1
					KT 1512 W1
2.0 TDI					
1968 ccm	103 kW	BMP	03.05 -	ALT	6 PK 1055
				W-P; CAM	ZRK 1338
				W-P; CAM	KT 1237
				W-P; CAM	KT 1237 W3
2.0 TDI 4motion					
1968 ccm	103 kW	BMP	03.05 -	ALT	6 PK 1055
				W-P; CAM	ZRK 1338
				W-P; CAM	KT 1237
				W-P; CAM	KT 1237 W3
2.0 TDI 16V					
1968 ccm	103 kW	BKP;CBAB	03.05 -	ALT	FROM: 05.07; MTR-CODE: CBAA;CBAB;CBAC;CBBB; - AC
				ALT	FROM: 05.07; MTR-CODE: CBAA;CBAB;CBAC;CBBB; + AC
				ALT	MTR-CODE: BKP;BMA;BMR;BVE;BWV
				W-P	MTR-CODE: CBAA;CBAB
				W-P; CAM	MTR-CODE: BKP
				CAM; W-P	MTR-CODE: BKP; FROM CHA-NO.: 3C-7-000 001
				W-P	MTR-CODE: CBAA;CBAB
				W-P	UNTIL CHA-NO.: 3C-6-300000; MTR-CODE: BKP
				CAM	MTR-CODE: CBAB/F
				CAM; W-P	MTR-CODE: CBAA;CBAB;CBAC
				W-P	UNTIL CHA-NO.: 3C-6-300000; MTR-CODE: BKP
				W-P; CAM	MTR-CODE: BKP; FROM CHA-NO.: 3C-7-000 001
					6 EPK 842
					6 PK 1070
					6 PK 1055
					ZRK 1544
					ZRK 1468
					KT 1512
					KT 1420
					KT 1403
					KT 1420 W1
					KT 1420 W2
					KT 1403 W1
					KT 1512 W1
2.0 TDI 16V 4motion					
1968 ccm	103 kW	BKP;CBAB	03.05 -	ALT	FROM: 05.07; MTR-CODE: CBAA;CBAB;CBAC;CBBB; - AC
				ALT	FROM: 05.07; MTR-CODE: CBAA;CBAB;CBAC;CBBB; + AC
				ALT	MTR-CODE: BKP;BMA;BMR;BVE;BWV
				W-P	MTR-CODE: CBAA;CBAB
				W-P; CAM	MTR-CODE: BKP
				CAM; W-P	MTR-CODE: BKP; FROM CHA-NO.: 3C-7-000 001
				W-P	MTR-CODE: CBAA;CBAB
				W-P	UNTIL CHA-NO.: 3C-6-300000; MTR-CODE: BKP
				CAM	MTR-CODE: CBAB/F
				CAM; W-P	MTR-CODE: CBAB;CBAA;CBAC
				W-P	UNTIL CHA-NO.: 3C-6-300000; MTR-CODE: BKP
				W-P; CAM	MTR-CODE: BKP; FROM CHA-NO.: 3C-7-000 001
					6 EPK 842
					6 PK 1070
					6 PK 1055
					ZRK 1544
					ZRK 1468
					KT 1512
					KT 1420
					KT 1403
					KT 1420 W1
					KT 1420 W2
					KT 1403 W1
					KT 1512 W1
2.0 BlueTDI					
1968 ccm	105 kW	CBAC	01.09 -	ALT	- AC
				ALT	+ AC
				CAM	ZRK 1544
				CAM	KT 1420
				CAM; W-P	MTR-CODE: CBAA;CBAB;CBAC
					KT 1420 W2



VW

PASSAT (3C2)

2.0 TDI

1968 ccm	120 kW	BUZ	08.05 -	W-P; CAM CAM; W-P W-P; CAM W-P; CAM W-P; CAM	MTR-CODE: BUZ; FROM CHA-NO.: 3C-7-000 001 UNTIL CHA-NO.: 3C-6-300000 FROM CHA-NO.: 3C-7-000 001 UNTIL CHA-NO.: 3C-6-300000	ZRK 1468 KT 1512 KT 1403 KT 1512 W1 KT 1403 W1
----------	--------	-----	---------	--	---	--

2.0 TDI

1968 ccm	125 kW	BMR;CBBB	08.05 -	ALT ALT ALT W-P; CAM W-P; CAM CAM; W-P W-P W-P; CAM CAM W-P W-P; CAM	FROM: 05.07; MTR-CODE: CBAA;CBAB;CBAC;CBBB; - AC FROM: 05.07; MTR-CODE: CBAA;CBAB;CBAC;CBBB; + AC MTR-CODE: BKP;BMA;BMR;BVE;BWV MTR-CODE: BMR MTR-CODE: CBBB MTR-CODE: BMR; FROM CHA-NO.: 3C-7-000 001 UNTIL CHA-NO.: 3C-6-300000; MTR-CODE: BMR MTR-CODE: CBBB MTR-CODE: CBBB/F UNTIL CHA-NO.: 3C-6-300000; MTR-CODE: BMR MTR-CODE: BMR; FROM CHA-NO.: 3C-7-000 001	6 EPK 842 6 PK 1070 6 PK 1055 ZRK 1468 ZRK 1544 KT 1512 KT 1403 KT 1420 KT 1420 W1 KT 1403 W1 KT 1512 W1
----------	--------	----------	---------	--	--	--

2.0 TDI 4motion

1968 ccm	125 kW	CBBB	05.09 -	ALT ALT W-P; CAM W-P; CAM CAM	- AC + AC MTR-CODE: CBBB/F	6 EPK 842 6 PK 1070 ZRK 1544 KT 1420 KT 1420 W1
----------	--------	------	---------	---	----------------------------------	---

PASSAT Variant (3C5)

1.4 TSI

1390 ccm	90 kW	CAXA	05.07 -	ALT ALT	FROM: 05.08; - AC FROM: 05.08; + AC	6 PK 1090 6 PK 1735
----------	-------	------	---------	------------	--	------------------------

1.6

1595 ccm	75 kW	BSE;BSF	08.05 -	ALT CAM CAM	+ AC	6 PK 1045 ZRK 1216 KT 1133
----------	-------	---------	---------	-------------------	------	----------------------------------

1.6 FSI

1598 ccm	85 kW	BLF	08.05 -	ALT	+ AC	6 PK 1735
----------	-------	-----	---------	-----	------	-----------

1.8 TSI

1798 ccm	112 kW	CDAB;CGYA	11.09 -	ALT		6 PK 1115
----------	--------	-----------	---------	-----	--	-----------

1.8 TSI

1798 ccm	118 kW	BZB;CDA	05.07 -	ALT W-P		6 PK 1115 ZRK 1585
----------	--------	---------	---------	------------	--	-----------------------

2.0 FSI

1984 ccm	110 kW	BLR;BLY;BVY;BVZ	08.05 -	ALT ALT CAM CAM W-P; CAM	MTR-CODE: BLR;BLX;BLY MTR-CODE: BVX;BVY	6 PK 1045 6 PK 1045 ZRK 1443 KT 1432 KT 1516 W1
----------	--------	-----------------	---------	--------------------------------------	--	---

2.0 FSI 4motion

1984 ccm	110 kW	BLX;BLY;BVX	09.05 -	ALT ALT CAM CAM W-P; CAM	MTR-CODE: BLR;BLX;BLY MTR-CODE: BVX;BVY	6 PK 1045 6 PK 1045 ZRK 1443 KT 1432 KT 1516 W1
----------	--------	-------------	---------	--------------------------------------	--	---

2.0 FSI

1984 ccm	147 kW	AXX;BPY;BWA;CAWB;CBFA;CC TA;CCZA	08.05 -	ALT ALT ALT ALT CAM W-P W-P; CAM	FROM: 11.07; MTR-CODE: CAWB;CCTA FROM: 11.07; MTR-CODE: CAWB;CCZA MTR-CODE: AXX;BWA MTR-CODE: BPY MTR-CODE: AXX;BPY;BWA MTR-CODE: CCTA;CCZA;CBFA;CAWB MTR-CODE: AXX;BPY;BWA	6 PK 1115 6 PK 1115 6 PK 1055 6 PK 1055 ZRK 1443 ZRK 1585 KT 1432 W1
----------	--------	-------------------------------------	---------	--	---	--

3.2 FSI 4motion

3168 ccm	184 kW	AXZ	11.05 -	ALT ALT	FROM CHA-NO.: 3C-7-140001 UNTIL CHA-NO.: 3C-7-140000	6 PK 1610 6 PK 1625
----------	--------	-----	---------	------------	---	------------------------


VW
PASSAT Variant (3C5)
3.6 R36 4motion

3597 ccm 220 kW BWS 04.07 - ALT 6 PK 1610

1.6 TDI

 1598 ccm 77 kW CAYC 08.09 - ALT - AC 6 EPK 842
 CAM MTR-CODE: CAYB;CAYC ZRK 1572

1.9 TDI

 1896 ccm 77 kW BKC;BLS;BXE 08.05 - ALT MTR-CODE: BKC 6 PK 1055
 ALT MTR-CODE: BLS;BXE 6 PK 1055
 W-P; CAM ZRK 1338
 W-P; CAM KT 1237
 W-P; CAM KT 1237 W2

2.0 TDI

 1968 ccm 81 kW CBDC 11.08 - ALT - AC 6 EPK 842
 ALT + AC 6 PK 1070
 CAM ZRK 1544
 CAM KT 1420
 CAM; W-P MTR-CODE: CBDC KT 1420 W2

2.0 TDI

1968 ccm 88 kW BWV 11.05 - CAM; W-P MTR-CODE: BWV; FROM CHA-NO.: 3C-7-000 001 KT 1512

2.0 TDI

 1968 ccm 90 kW BVE 08.05 - ALT 6 PK 1055
 W-P; CAM ZRK 1468
 CAM; W-P MTR-CODE: BVE; FROM CHA-NO.: 3C-7-000 001 KT 1512
 W-P; CAM UNTIL CHA-NO.: 3C-6-300000 KT 1403
 W-P; CAM FROM CHA-NO.: 3C-7-000 001 KT 1512 W1
 W-P; CAM UNTIL CHA-NO.: 3C-6-300000 KT 1403 W1

2.0 TDI

 1968 ccm 100 kW BMA;CBAA 08.05 - ALT FROM: 01.08; MTR-CODE: 6 EPK 842
 CBAA;CBAB;CBAC;CBBB; - AC
 ALT FROM: 01.08; MTR-CODE: 6 PK 1070
 CBAA;CBAB;CBAC;CBBB; + AC
 ALT MTR-CODE: BKP;BMA;BMR;BVE 6 PK 1055
 W-P MTR-CODE: CBAA;CBAB ZRK 1544
 W-P; CAM MTR-CODE: BMA ZRK 1468
 CAM; W-P MTR-CODE: BMA; FROM CHA-NO.: 3C-7-000 001 KT 1512
 W-P MTR-CODE: CBAA;CBAB KT 1420
 W-P UNTIL CHA-NO.: 3C-6-300000; MTR-CODE: BMA KT 1403
 CAM MTR-CODE: CBAA/F KT 1420 W1
 CAM; W-P MTR-CODE: CBAA;CBAB;CBAC KT 1420 W2
 W-P UNTIL CHA-NO.: 3C-6-300000; MTR-CODE: BMA KT 1403 W1
 W-P; CAM MTR-CODE: BMA; FROM CHA-NO.: 3C-7-000 001 KT 1512 W1

2.0 TDI

 1968 ccm 103 kW BMP 08.05 - ALT 6 PK 1055
 W-P; CAM ZRK 1338
 W-P; CAM KT 1237
 W-P; CAM KT 1237 W3

2.0 TDI 4motion

 1968 ccm 103 kW BMP 08.05 - ALT 6 PK 1055
 W-P; CAM ZRK 1338
 W-P; CAM KT 1237
 W-P; CAM KT 1237 W3

2.0 TDI 16V

 1968 ccm 103 kW BKP;CBAB 08.05 - ALT FROM: 01.08; MTR-CODE: 6 EPK 842
 CBAA;CBAB;CBAC;CBBB; - AC
 ALT FROM: 01.08; MTR-CODE: 6 PK 1070
 CBAA;CBAB;CBAC;CBBB; + AC
 ALT MTR-CODE: BKP;BMA;BMR;BVE 6 PK 1055
 W-P MTR-CODE: CBAA;CBAB ZRK 1544
 W-P; CAM MTR-CODE: BKP ZRK 1468
 CAM; W-P MTR-CODE: BKP; FROM CHA-NO.: 3C-7-000 001 KT 1512
 W-P MTR-CODE: CBAA;CBAB KT 1420
 W-P UNTIL CHA-NO.: 3C-6-300000; MTR-CODE: BKP KT 1403
 CAM MTR-CODE: CBAB/F KT 1420 W1
 CAM; W-P MTR-CODE: CBAA;CBAB;CBAC KT 1420 W2
 W-P UNTIL CHA-NO.: 3C-6-300000; MTR-CODE: BKP KT 1403 W1
 W-P; CAM MTR-CODE: BKP; FROM CHA-NO.: 3C-7-000 001 KT 1512 W1



VW

PASSAT Variant (3C5)

2.0 TDI 16V 4motion

1968 ccm	103 kW	BKP;CBAB	08.05 -	ALT	FROM: 01.08; MTR-CODE: CBAA;CBAB;CBAC;CBBB; - AC	6 EPK 842
				ALT	FROM: 01.08; MTR-CODE: CBAA;CBAB;CBAC;CBBB; + AC	6 PK 1070
				ALT	MTR-CODE: BKP;BMA;BMR;BVE	6 PK 1055
				W-P	MTR-CODE: CBAA;CBAB	ZRK 1544
				W-P; CAM	MTR-CODE: BKP	ZRK 1468
				CAM; W-P	MTR-CODE: BKP; FROM CHA-NO.: 3C-7-000 001	KT 1512
				W-P	MTR-CODE: CBAA;CBAB	KT 1420
				W-P	UNTIL CHA-NO.: 3C-6-300000; MTR-CODE: BKP	KT 1403
				CAM	MTR-CODE: CBAB/F	KT 1420 W1
				CAM; W-P	MTR-CODE: CBAA;CBAB;CBAC	KT 1420 W2
				W-P	UNTIL CHA-NO.: 3C-6-300000; MTR-CODE: BKP	KT 1403 W1
				W-P; CAM	MTR-CODE: BKP; FROM CHA-NO.: 3C-7-000 001	KT 1512 W1

2.0 BlueTDI

1968 ccm	105 kW	CBAC	01.09 -	ALT	- AC	6 EPK 842
				ALT	+ AC	6 PK 1070
				CAM		ZRK 1544
				CAM		KT 1420
				CAM; W-P	MTR-CODE: CBAA;CBAB;CBAC	KT 1420 W2

2.0 TDI

1968 ccm	120 kW	BUZ	08.05 -	W-P; CAM		ZRK 1468
				CAM; W-P	MTR-CODE: BUZ; FROM CHA-NO.: 3C-7-000 001	KT 1512
				W-P; CAM	UNTIL CHA-NO.: 3C-6-300000	KT 1403
				W-P; CAM	FROM CHA-NO.: 3C-7-000 001	KT 1512 W1
				W-P; CAM	UNTIL CHA-NO.: 3C-6-300000	KT 1403 W1

2.0 TDI

1968 ccm	125 kW	BMR;CBBB	08.05 -	ALT	FROM: 01.08; MTR-CODE: CBAA;CBAB;CBAC;CBBB; - AC	6 EPK 842
				ALT	FROM: 01.08; MTR-CODE: CBAA;CBAB;CBAC;CBBB; + AC	6 PK 1070
				ALT	MTR-CODE: BKP;BMA;BMR;BVE	6 PK 1055
				W-P; CAM	MTR-CODE: BMR	ZRK 1468
				W-P; CAM	MTR-CODE: CBBB	ZRK 1544
				CAM; W-P	MTR-CODE: BMR; FROM CHA-NO.: 3C-7-000 001	KT 1512
				W-P	UNTIL CHA-NO.: 3C-6-300000; MTR-CODE: BMR	KT 1403
				W-P; CAM	MTR-CODE: CBBB	KT 1420
				CAM	MTR-CODE: CBBB/F	KT 1420 W1
				W-P	UNTIL CHA-NO.: 3C-6-300000; MTR-CODE: BMR	KT 1403 W1
				W-P; CAM	FROM CHA-NO.: 3C-7-000 001; MTR-CODE: BMR	KT 1512 W1

2.0 TDI 4motion

1968 ccm	125 kW	CBBB	05.09 -	ALT	- AC	6 EPK 842
				ALT	+ AC	6 PK 1070
				W-P; CAM		ZRK 1544
				W-P; CAM		KT 1420
				CAM	MTR-CODE: CBBB/F	KT 1420 W1

PASSAT CC (357)

1.8 TSI

1798 ccm	118 kW	BZB;CDAA	06.08 -	ALT		6 PK 1115
				W-P		ZRK 1585

2.0 TSI

1984 ccm	147 kW	CAWB;CBFA;CCTA;CCZA	06.08 -	W-P		ZRK 1585
----------	--------	---------------------	---------	-----	--	----------

2.0 TSI

1984 ccm	155 kW	CCZB	11.10 -	W-P		ZRK 1585
----------	--------	------	---------	-----	--	----------

3.6 FSI 4motion

3597 ccm	220 kW	BWS	06.08 -	ALT		6 PK 1610
----------	--------	-----	---------	-----	--	-----------

2.0 TDI

1968 ccm	100 kW	CBAA;CFFA	06.08 -	CAM	MTR-CODE: CBAA;CBAB;CBAC	ZRK 1544
				CAM	MTR-CODE: CFFA;CFFB	ZRK 1572
				CAM	MTR-CODE: CBAA;CBAB;CBAC	KT 1420
				CAM	MTR-CODE: CBAA/F	KT 1420 W1
				CAM; W-P	MTR-CODE: CBAA;CBAB;CBAC	KT 1420 W2

2.0 TDI

1968 ccm	103 kW	CBAB;CFFB	06.08 -	CAM	MTR-CODE: CFFA;CFFB	ZRK 1572
				W-P	MTR-CODE: CBAA;CBAB;CBAC	ZRK 1544
				W-P; CAM	MTR-CODE: CBAA;CBAB;CBAC	KT 1420


VW
PASSAT CC (357)

2.0 TDI							
1968 ccm	103 kW	CBAB;CFFB	06.08 -	CAM	MTR-CODE: CBAB/F		KT 1420 W1
				CAM; W-P	MTR-CODE: CBAA;CBAB;CBAC		KT 1420 W2
2.0 TDI 4motion							
1968 ccm	103 kW	CBAB;CFFB	08.09 -	CAM	MTR-CODE: CBAA;CBAB;CBAC		ZRK 1544
				CAM	MTR-CODE: CFFA;CFFB		ZRK 1572
				CAM	MTR-CODE: CBAA;CBAB;CBAC		KT 1420
				CAM	MTR-CODE: CBAB/F		KT 1420 W1
				CAM; W-P	MTR-CODE: CBAA;CBAB;CBAC		KT 1420 W2
2.0 BlueTDI							
1968 ccm	105 kW	CBAC	05.09 -	CAM	MTR-CODE: CBAA;CBAB;CBAC		ZRK 1544
				CAM	MTR-CODE: CBAA;CBAB;CBAC		KT 1420
				CAM; W-P	MTR-CODE: CBAA;CBAB;CBAC		KT 1420 W2
2.0 TDI							
1968 ccm	120 kW	CBBA	05.08 -	CAM	MTR-CODE: CBBA/F		KT 1420 W1
2.0 TDI							
1968 ccm	125 kW	CBBB;CFGB;CLLA	06.08 -	CAM			ZRK 1544
				CAM	MTR-CODE: CFGB		ZRK 1572
				CAM			KT 1420
				CAM	MTR-CODE: CBBB/F		KT 1420 W1
2.0 TDI 4motion							
1968 ccm	125 kW	CBBB;CFGB	11.09 -	CAM			ZRK 1544
				CAM	MTR-CODE: CFGB		ZRK 1572
				CAM			KT 1420
				CAM	MTR-CODE: CBBB/F		KT 1420 W1

PASSAT (362)

1.8 TSI							
1798 ccm	118 kW	CDAA	08.10 -	W-P			ZRK 1585
2.0 TSI							
1984 ccm	155 kW	CCZB	11.10 -	W-P			ZRK 1585
1.6 TDI							
1598 ccm	77 kW	CAYC	08.10 -	CAM	MTR-CODE: CAYB;CAYC		ZRK 1572
2.0 TDI							
1968 ccm	103 kW	CFFB	08.10 -	CAM	MTR-CODE: CFFA;CFFB		ZRK 1572
2.0 TDI 4motion							
1968 ccm	103 kW	CFFB	08.10 -	CAM	MTR-CODE: CFFA;CFFB		ZRK 1572
2.0 TDI							
1968 ccm	125 kW	CFGB;CLLA	08.10 -	CAM	MTR-CODE: CFGB;CLLA		ZRK 1572
2.0 TDI 4motion							
1968 ccm	125 kW	CFGB;CLLA	08.10 -	CAM	MTR-CODE: CFGB;CLLA		ZRK 1572

PASSAT Variant (365)

1.8 TSI							
1798 ccm	118 kW	CDAA	08.10 -	W-P			ZRK 1585
2.0 TSI							
1984 ccm	155 kW	CCZB	11.10 -	W-P			ZRK 1585
1.6 TDI							
1598 ccm	77 kW	CAYC	08.10 -	CAM	MTR-CODE: CAYB;CAYC		ZRK 1572
2.0 TDI							
1968 ccm	103 kW	CFFB	08.10 -	CAM	MTR-CODE: CFFA;CFFB		ZRK 1572
2.0 TDI 4motion							
1968 ccm	103 kW	CFFB	08.10 -	CAM	MTR-CODE: CFFA;CFFB		ZRK 1572
2.0 TDI							
1968 ccm	125 kW	CFGB;CLLA	08.10 -	CAM	MTR-CODE: CFGB;CLLA		ZRK 1572
2.0 TDI 4motion							
1968 ccm	125 kW	CFGB;CLLA	08.10 -	CAM	MTR-CODE: CFGB;CLLA		ZRK 1572

PASSAT ALLTRACK (365)

2.0 TSI 4motion							
1984 ccm	155 kW	CCZB	01.12 -	W-P			ZRK 1585

CC (358)

1.8 TSI							
1798 ccm	118 kW	CDAA	11.11 -	W-P			ZRK 1585



VW

CC (358)

2.0 TSI

1984 ccm 155 kW CCZB 11.11 - W-P ZRK 1585

2.0 TDI

1968 ccm 103 kW CFFB 11.11 - CAM ZRK 1572

2.0 TDI

1968 ccm 125 kW CFGB;CLLA 11.11 - CAM ZRK 1572

PHAETON (3D_)

4.2 V8 4motion

4172 ccm 246 kW BGH;BGJ 05.03 - W-P MTR-CODE: BGH;BGJ ZRK 1229
W-P MTR-CODE: BGH;BGJ KT 1372

3.0 V6 TDI 4motion

2967 ccm 165 kW BMK 09.04 - ALT 6 PK 2475
CAM ZRK 1581
INJ-P KT 1507

3.0 V6 TDI 4motion

2967 ccm 171 kW CARA 06.07 - INJ-P ZRK 1731

3.0 V6 TDI 4motion

2967 ccm 176 kW CARB;CEXA 11.08 - INJ-P ZRK 1731

POLO (6N1)

45 1.0

1043 ccm 33 kW AEV 10.94 - 09.96 ALT - PS 6 PK 750
ALT + PS 6 PK 1070
CAM ZRK 1321
CAM KT 1075
CAM KT 1075 W1
W-P; CAM KT 1075 W2

50 1.0

999 ccm 37 kW AER;ALL 09.96 - 10.99 ALT - AC; - PS 6 PK 750
ALT + AC; + PS 6 PK 1125
ALT + PS; - AC 6 PK 1070
CAM ZRK 1288
CAM KT 1034
W-P; CAM MTR-CODE: AER;ALL KT 1034 W3

55 1.3

1296 ccm 40 kW ADX 10.94 - 07.95 ALT - AC; - PS 6 PK 750
ALT + AC; + PS 6 PK 1125
ALT + PS; - AC 6 PK 1070
CAM ZRK 1288
CAM KT 1034
CAM KT 1034 W1
W-P; CAM KT 1034 W2

55 1.4

1390 ccm 40 kW AEX 08.95 - 10.99 ALT - AC; - PS 6 PK 750
ALT + AC; + PS 6 PK 1125
ALT + PS; - AC 6 PK 1070
AUX-FAN UNTIL CHA-NO.: 6K-V-048900; + AC 2 PJ 860
AUX-FAN UNTIL CHA-NO.: 6K-V-048900; + EXT-COOL 2 PJ 800
CAM ZRK 1288
CAM KT 1034
CAM KT 1034 W1
W-P; CAM KT 1034 W2

60 1.4

1390 ccm 44 kW AEX;AKV;APQ 07.95 - 10.99 ALT - AC; - PS 6 PK 750
ALT + AC; + PS 6 PK 1125
ALT + PS; - AC 6 PK 1070
AUX-FAN UNTIL CHA-NO.: 6K-V-048900; + AC 2 PJ 860
AUX-FAN UNTIL CHA-NO.: 6K-V-048900; + EXT-COOL 2 PJ 800
CAM ZRK 1288
CAM KT 1034
CAM KT 1034 W1
W-P; CAM KT 1034 W2

100 1.4 16V

1390 ccm 74 kW AFH 04.96 - 10.99 ALT - AC; - PS 6 PK 750
ALT + AC; + PS 6 PK 1125
ALT + PS; - AC 6 PK 1070


VW
POLO (6N1)
100 1.4 16V

1390 ccm 74 kW AFH 04.96 - 10.99 CAM ZRK 1219

75 1.6

1598 ccm	55 kW	AEA;AEE;AHS	10.94 - 10.99	ALT	- AC; - PS	6 PK 750
				ALT	+ AC; + PS	6 PK 1125
				ALT	+ PS; - AC	6 PK 1070
				AUX-FAN	UNTIL CHA-NO.: 6K-V-048900; + AC	2 PJ 860
				AUX-FAN	UNTIL CHA-NO.: 6K-V-048900; + EXT-COOL	2 PJ 800
				CAM		ZRK 1289
				CAM		KT 1032
				CAM		KT 1032 W1
				W-P; CAM		KT 1032 W2

120 1.6 16V GTI

1598 ccm	88 kW	AJV	09.98 - 10.99	ALT	- AC; - PS	6 PK 750
				ALT	+ AC; + PS	6 PK 1125
				ALT	+ PS; - AC	6 PK 1070
				CAM		ZRK 1001
				CAM	FROM MTR-NO: 005001	KT 1209
				CAM	MTR-CODE: AJV	KT 1464
				CAM	UNTIL MTR-NO: 005000	KT 1374
				W-P; CAM	FROM MTR-NO: 005001	KT 1209 W2

1.7 SDI

1716 ccm	42 kW	AHG	04.97 - 10.99	ALT		5 PK 1219
				CAM		ZRK 1339
				CAM		KT 1326

60 1.7 SDI

1716 ccm	44 kW	AKU	08.97 - 10.99	ALT		5 PK 1219
				CAM		ZRK 1339
				CAM		KT 1326

64 1.9 D

1896 ccm	47 kW	AEF	10.94 - 10.99	ALT		5 PK 1219
				CAM		ZRK 1339
				CAM		KT 1326

64 1.9 SDI

1896 ccm	47 kW	AGD	07.96 - 10.99	ALT		5 PK 1219
				CAM		ZRK 1339
				CAM		KT 1326

POLO Kasten (6NF)
1.0

1043 ccm	33 kW	AAU	10.94 - 12.99	CAM		ZRK 1321
				CAM		KT 1075
				CAM		KT 1075 W1

1.4

1390 ccm	44 kW	AEX;APQ	05.98 - 12.99	ALT	MOD: Van / Variant; - AC; - PS	6 PK 750
				ALT	MOD: Van / Variant; + AC; + PS	6 PK 1125
				ALT	MOD: Van / Variant; + PS; - AC	6 PK 1070
				AUX-FAN	UNTIL CHA-NO.: 6K-V-048900; MOD: Van / Variant; + AC	2 PJ 860
				AUX-FAN	UNTIL CHA-NO.: 6K-V-048900; MOD: Van / Variant; + EXT-COOL	2 PJ 800
				CAM		ZRK 1288
				CAM		KT 1034
				CAM		KT 1034 W1
				W-P; CAM		KT 1034 W2

1.7 SDI

1716 ccm	44 kW	AKU	08.97 - 12.99	CAM		ZRK 1339
				CAM		KT 1326

1.9 D

1896 ccm	47 kW	AEF	10.94 - 12.99	AC-C	FROM: 05.96; MTR-CODE: AEY; MOD: Van / Variant; - AC; AU	6 PK 925
				ALT	FROM: 05.96; MTR-CODE: AEY; MOD: Van / Variant; - AC; MAN	6 PK 1045
				ALT	FROM: 05.96; MTR-CODE: AEY; MOD: Van / Variant; + AC	6 PK 1145
				ALT	MOD: Van / Variant	5 PK 1219
				AUX-FAN	FROM: 05.96; UNTIL CHA-NO.: 6K-V-048900; MTR-CODE: AEY; MOD: Van / Variant; + AC	2 PJ 860



VW

POLO Kasten (6NF)

1.9 D

1896 ccm	47 kW	AEF	10.94 - 12.99	AUX-FAN	FROM: 05.96; UNTIL CHA-NO.: 6K-V-048900; MTR-CODE: AEY; MOD: Van / Variant; + EXT-COOL	2 PJ 800
				CAM		ZRK 1339
				CAM		KT 1326

1.9 SDI

1896 ccm	47 kW	AGD	07.96 - 12.99	ALT	MOD: Van / Variant; - AC; AU	6 PK 925
				ALT	MOD: Van / Variant; - AC; MAN	6 PK 1045
				ALT	MOD: Van / Variant; + AC	6 PK 1145
				AUX-FAN	UNTIL CHA-NO.: 6K-V-048900; MOD: Van / Variant; + AC	2 PJ 860
				AUX-FAN	UNTIL CHA-NO.: 6K-V-048900; MOD: Van / Variant; + EXT-COOL	2 PJ 800
				CAM		ZRK 1339
				CAM		KT 1326

POLO CLASSIC (6KV2)

54 1.4

1390 ccm	40 kW	ANX	01.98 - 08.99	ALT	- AC; - PS	6 PK 750
				ALT	+ AC; + PS	6 PK 1125
				ALT	+ PS; - AC	6 PK 1070
				AUX-FAN	UNTIL CHA-NO.: 6K-V-048900; + AC	2 PJ 860
				AUX-FAN	UNTIL CHA-NO.: 6K-V-048900; + EXT-COOL	2 PJ 800
				CAM		ZRK 1288
				CAM		KT 1034

60 1.4

1390 ccm	44 kW	AEX;AKK;AKV;ANW;APQ;AUD	12.95 - 09.01	ALT	- AC; - PS	6 PK 750
				ALT	+ AC; + PS	6 PK 1125
				ALT	+ PS; - AC	6 PK 1070
				AUX-FAN	UNTIL CHA-NO.: 6K-V-048900; + AC	2 PJ 860
				AUX-FAN	UNTIL CHA-NO.: 6K-V-048900; + EXT-COOL	2 PJ 800
				CAM		ZRK 1288
				CAM	FROM MTR-NO: 127807; MTR-CODE: AKK	KT 1285
				CAM	MTR-CODE: AEX;AKV;APQ;ANX	KT 1034
				CAM	MTR-CODE: AUD;ANW	KT 1285
				CAM	UNTIL MTR-NO: 127806; MTR-CODE: AKK	KT 1034
				CAM	MTR-CODE: AEX, AKV, APQ, ANX	KT 1034 W1
				W-P; CAM	FROM MTR-NO: 128807; MTR-CODE: AKK	KT 1285 W1
				W-P; CAM	MTR-CODE: AEX;AKV;ANX;APQ	KT 1034 W2
				W-P; CAM	MTR-CODE: ANW;AUD	KT 1285 W1
				W-P; CAM	UNTIL MTR-NO: 127806; MTR-CODE: AKK	KT 1034 W3

75 1.4 16V

1390 ccm	55 kW	APE;AUA	10.99 - 09.01	ALT	- AC; - PS	6 PK 750
				ALT	+ AC; + PS	6 PK 1125
				ALT	+ PS; - AC	6 PK 1070
				CAM		ZRK 1001
				CAM		KT 1209
				CAM	MTR-CODE: APE	KT 1464
				CAM		KT 1209 W1

75 1.6

1595 ccm	55 kW	1F	11.95 - 09.97	ALT	- AC	6 PK 894
				ALT	+ AC	6 PK 1153
				AUX-FAN	UNTIL CHA-NO.: 6K-V-048900; + AC	2 PJ 860
				AUX-FAN	UNTIL CHA-NO.: 6K-V-048900; + EXT-COOL	2 PJ 800
				CAM		ZRK 1056
				CAM		KT 1001

100 1.6

1595 ccm	74 kW	AEH;AFT;AKL;APF;AUR	12.95 - 09.01	PS	- AC	AVX 11,5 x 685
				PS	+ AC	AVX 11,5 x 755
				ALT	FROM: 10.99; MTR-CODE: AEH;AKL;APF;AUR; - AC	6 PK 1125
				ALT	FROM: 10.99; MTR-CODE: AEH;AKL;APF;AUR; + AC	6 DPK 1195
				ALT	MTR-CODE: AFT; - AC	6 PK 894
				ALT	MTR-CODE: AFT; + AC	6 PK 1153
				CAM	MTR-CODE: AEH;AKL;APF;AUR	ZRK 1216
				CAM	MTR-CODE: AFT	ZRK 1237
				CAM	MTR-CODE: AEH;AKL;APF;AUR	KT 1133
				CAM	MTR-CODE: AFT	KT 1288



VW

POLO CLASSIC (6KV2)

100 1.6						
1595 ccm	74 kW	AEH;AFT;AKL;APF;AUR	12.95 - 09.01	W-P; CAM	MTR-CODE: AEH, AKL, APF, AUR	KT 1133 W2
75 1.6						
1598 ccm	55 kW	AEE;ALM	11.95 - 09.01	PS	- AC	AVX 11,5 x 685
				PS	+ AC	AVX 11,5 x 755
				ALT	FROM: 05.96; MTR-CODE: AEE; - AC; - PS	6 PK 750
				ALT	FROM: 05.96; MTR-CODE: AEE; + AC; + PS	6 PK 1125
				ALT	FROM: 05.96; MTR-CODE: AEE; + PS; - AC	6 PK 1070
				ALT	FROM: 05.96; MTR-CODE: AEE;ALM; + AC; + PS	6 PK 1185
				ALT	FROM: 05.96; MTR-CODE: AEE;ALM; + PS; - AC	6 PK 1070
				AUX-FAN	FROM: 05.96; UNTIL CHA-NO.: 6K-V-048900; MTR-CODE: AEE; + AC	2 PJ 860
				AUX-FAN	FROM: 05.96; UNTIL CHA-NO.: 6K-V-048900; MTR-CODE: AEE; + EXT-COOL	2 PJ 800
				CAM	MTR-CODE: AEE;ALM	ZRK 1289
				CAM	MTR-CODE: AEE;ALM	KT 1032
				CAM	MTR-CODE: AEE, ALM	KT 1032 W1
				W-P; CAM		KT 1032 W2
90 1.8						
1781 ccm	66 kW	ADD	01.97 - 09.01	AC-C; PS		AVX 11,5 x 790
				PS		AVX 11,5 x 685
				PS	+ AC	AVX 11,5 x 755
				CAM		ZRK 1237
				CAM		KT 1288
57 1.7 SDI						
1716 ccm	42 kW	AKW	07.97 - 09.01	AC-C; PS		AVX 11,5 x 790
				PS		AVX 11,5 x 730
				ALT	FROM: 12.97; - AC; AU	6 PK 925
				ALT	FROM: 12.97; - AC; MAN	6 PK 1045
				ALT	FROM: 12.97; + AC	6 PK 1145
				CAM		ZRK 1304
				CAM		KT 1087
64 1.9 SDI						
1896 ccm	47 kW	AEY	12.95 - 08.99	PS		AVX 11,5 x 685
				PS	+ AC	AVX 11,5 x 755
				ALT	- AC; AU	6 PK 925
				ALT	- AC; MAN	6 PK 1045
				ALT	+ AC	6 PK 1145
				AUX-FAN	UNTIL CHA-NO.: 6K-V-048900; + AC	2 PJ 860
				AUX-FAN	UNTIL CHA-NO.: 6K-V-048900; + EXT-COOL	2 PJ 800
				CAM		ZRK 1304
				CAM		KT 1087
68 1.9 SDI						
1896 ccm	50 kW	AGP;AQM	08.99 - 09.01	ALT	MTR-CODE: AGP; - AC	6 PK 906
				ALT	MTR-CODE: AGP; + AC	6 PK 1660
				ALT	MTR-CODE: AQM; - AC	6 PK 906
				ALT	MTR-CODE: AQM; + AC	6 PK 1660
				CAM	FROM MTR-NO: 045001; MTR-CODE: AQM	ZRK 1423
				CAM	FROM MTR-NO: 595001; MTR-CODE: AGP	ZRK 1423
				CAM	UNTIL MTR-NO: 045000; MTR-CODE: AQM	ZRK 1305
				CAM	UNTIL MTR-NO: 595000; MTR-CODE: AGP	ZRK 1305
				CAM	FROM MTR-NO: 045001; MTR-CODE: AQM	KT 1322
				CAM	FROM MTR-NO: 595001; MTR-CODE: AGP	KT 1322
				CAM	UNTIL MTR-NO: 004131; MTR-CODE: AQM	KT 1226
				CAM	UNTIL MTR-NO: 229902; MTR-CODE: AGP	KT 1226
				W-P; CAM	FROM MTR-NO: 045001; MTR-CODE: AQM	KT 1322 W1
				W-P; CAM	FROM MTR-NO: 595001; MTR-CODE: AGP	KT 1322 W1
				W-P; CAM	UNTIL MTR-NO: 004131; MTR-CODE: AQM	KT 1341 W1
				W-P; CAM	UNTIL MTR-NO: 229902; MTR-CODE: AGP	KT 1341 W1
90 1.9 TDI						
1896 ccm	66 kW	AGR;AHU;ALE;ALH	09.96 - 09.01	PS	- AC	AVX 11,5 x 730
				PS	+ AC	AVX 11,5 x 790
				ALT	FROM: 09.99; MTR-CODE: AGR; - AC	6 PK 906
				ALT	FROM: 09.99; MTR-CODE: AGR; + AC	6 PK 1660
				ALT	FROM: 09.99; MTR-CODE: ALH; - AC	6 PK 906
				ALT	FROM: 09.99; MTR-CODE: ALH; + AC	6 PK 1660
				ALT	MTR-CODE: AHU;ALE; - AC; AU	6 PK 925
				ALT	MTR-CODE: AHU;ALE; - AC; MAN	6 PK 1045



VW

POLO CLASSIC (6KV2)

90 1.9 TDI

1896 ccm	66 kW	AGR;AHU;ALE;ALH	09.96 - 09.01	ALT	MTR-CODE: AHU;ALE; + AC	6 PK 1145
				AUX-FAN	UNTIL CHA-NO.: 6K-V-048900; MTR-CODE: AHU;ALE; + AC	2 PJ 860
				AUX-FAN	UNTIL CHA-NO.: 6K-V-048900; MTR-CODE: AHU;ALE; + EXT-COOL	2 PJ 800
				CAM	FROM MTR-NO: 500001; MTR-CODE: ALH	ZRK 1423
				CAM	FROM MTR-NO: 565001; MTR-CODE: AGR	ZRK 1423
				CAM	MTR-CODE: AHU;ALE	ZRK 1290
				CAM	UNTIL MTR-NO: 500000; MTR-CODE: ALH	ZRK 1305
				CAM	UNTIL MTR-NO: 565000; MTR-CODE: AGR	ZRK 1305
				CAM	FROM MTR-NO: 500001; MTR-CODE: ALH	KT 1322
				CAM	FROM MTR-NO: 565001; MTR-CODE: AGR	KT 1322
				CAM	MTR-CODE: AHU;ALE	KT 1358
				CAM	UNTIL MTR-NO: 500000; MTR-CODE: ALH; OPT	KT 1226
				CAM	UNTIL MTR-NO: 565000; MTR-CODE: AGR; OPT	KT 1226
				CAM	FROM MTR-NO: 500001; MTR-CODE: ALH	KT 1322 W1
				CAM	FROM MTR-NO: 565001; MTR-CODE: AGR	KT 1322 W1

110 1.9 TDI

1896 ccm	81 kW	AFN;ASV	06.98 - 09.01	ALT	FROM: 09.99; - AC	6 PK 906
				ALT	FROM: 09.99; + AC	6 PK 1660
				CAM	FROM MTR-NO: 150001; MTR-CODE: ASV	ZRK 1423
				CAM	MTR-CODE: AFN	ZRK 1290
				CAM	UNTIL MTR-NO: 150000; MTR-CODE: ASV	ZRK 1305
				CAM	FROM MTR-NO: 150001; MTR-CODE: ASV	KT 1322
				CAM	MTR-CODE: AFN	KT 1358
				W-P; CAM	FROM MTR-NO: 150001; MTR-CODE: ASV	KT 1322 W1

POLO Variant (6KV5)

1.4

1390 ccm	40 kW	AKP	12.98 - 09.01	CAM		ZRK 1288
				CAM	FROM CHA-NO.: 6N-Y-600001	KT 1285
				CAM	UNTIL CHA-NO.: 6N-Y-600000	KT 1034
				W-P; CAM	FROM CHA-NO.: 6N-Y-600001	KT 1285 W1
				W-P; CAM	UNTIL CHA-NO.: 6N-Y-600000	KT 1034 W3

1.4

1390 ccm	44 kW	AEX;AKK;AKV;ANW;APQ;AUD	05.97 - 09.01	ALT	FROM: 06.00; MTR-CODE: AKK; - AC; - PS	6 PK 750
				ALT	FROM: 06.00; MTR-CODE: AKK; + AC; + PS	6 PK 1125
				ALT	FROM: 06.00; MTR-CODE: AKK; + PS; - AC	6 PK 1070
				ALT	FROM: 09.99; MTR-CODE: ANW; - AC; - PS	6 PK 750
				ALT	FROM: 09.99; MTR-CODE: ANW; + AC; + PS	6 PK 1125
				ALT	FROM: 09.99; MTR-CODE: ANW; + PS; - AC	6 PK 1070
				ALT	MTR-CODE: AEX;AKV;ANX;APQ; - AC; - PS	6 PK 750
				ALT	MTR-CODE: AEX;AKV;ANX;APQ; + AC; + PS	6 PK 1125
				ALT	MTR-CODE: AEX;AKV;ANX;APQ; + PS; - AC	6 PK 1070
				AUX-FAN	UNTIL CHA-NO.: 6K-V-048900; MTR-CODE: AEX;AKV;ANX;APQ; + AC	2 PJ 860
				AUX-FAN	UNTIL CHA-NO.: 6K-V-048900; MTR-CODE: AEX;AKV;ANX;APQ; + EXT-COOL	2 PJ 800
				CAM		ZRK 1288
				CAM	FROM MTR-NO: 127807; MTR-CODE: AKK	KT 1285
				CAM	MTR-CODE: AEX;AKV;APQ;ANX	KT 1034
				CAM	MTR-CODE: ANW;AUD	KT 1285
				CAM	UNTIL MTR-NO: 127806; MTR-CODE: AKK	KT 1034
				CAM	MTR-CODE: AEX, AKV, APQ, ANX	KT 1034 W1
				W-P; CAM	FROM MTR-NO: 128807; MTR-CODE: AKK	KT 1285 W1
				W-P; CAM	MTR-CODE: AEX;AKV;ANX;APQ	KT 1034 W2
				W-P; CAM	MTR-CODE: ANW	KT 1285 W1
				W-P; CAM	UNTIL MTR-NO: 127806; MTR-CODE: AKK	KT 1034 W3

1.4 16V

1390 ccm	55 kW	APE;AUA	10.99 - 09.01	ALT	- AC; - PS	6 PK 750
				ALT	+ AC; + PS	6 PK 1125
				ALT	+ PS; - AC	6 PK 1070
				CAM		ZRK 1001
				CAM		KT 1209
				CAM	MTR-CODE: APE	KT 1464
				CAM		KT 1209 W1

1.6

1598 ccm	55 kW	AEE;ALM	05.97 - 09.01	ALT	MTR-CODE: AEE; - AC; - PS	6 PK 750
----------	-------	---------	---------------	-----	---------------------------	----------


VW
POLO Variant (6KV5)
1.6

1598 ccm	55 kW	AEE;ALM	05.97 - 09.01	ALT	MTR-CODE: AEE; + AC; + PS	6 PK 1125
				ALT	MTR-CODE: AEE; + PS; - AC	6 PK 1070
				ALT	MTR-CODE: AEE;ALM; - AC	6 PK 1070
				ALT	MTR-CODE: AEE;ALM; + AC	6 PK 1185
				AUX-FAN	UNTIL CHA-NO.: 6K-V-048900; MTR-CODE: AEE; + AC	2 PJ 860
				AUX-FAN	UNTIL CHA-NO.: 6K-V-048900; MTR-CODE: AEE; + EXT-COOL	2 PJ 800
				CAM	MTR-CODE: AEE;ALM	ZRK 1289
				CAM	MTR-CODE: AEE;ALM	KT 1032
				CAM	MTR-CODE: AEE, ALM	KT 1032 W1
				W-P; CAM		KT 1032 W2

1.6

1595 ccm	74 kW	AEH;AFT;AKL;APF;AUR	05.97 - 09.01	PS	- AC	AVX 11,5 x 685
				PS	+ AC	AVX 11,5 x 755
				ALT	FROM: 09.99; MTR-CODE: AEH;AKL;APF;AUR; - AC	6 PK 1125
				ALT	FROM: 09.99; MTR-CODE: AEH;AKL;APF;AUR; + AC	6 DPK 1195
				ALT	MTR-CODE: AFT; - AC	6 PK 894
				ALT	MTR-CODE: AFT; + AC	6 PK 1153
				CAM	MTR-CODE: AEH;AKL;APF;AUR	ZRK 1216
				CAM	MTR-CODE: AFT	ZRK 1237
				CAM	MTR-CODE: AEH;AKL;APF;AUR	KT 1133
				CAM	MTR-CODE: AFT	KT 1288
				W-P; CAM	MTR-CODE: AEH, AKL, APF, AUR	KT 1133 W2

1.8

1781 ccm	66 kW	ADZ	05.97 - 09.01	PS	- AC	AVX 11,5 x 685
				PS	+ AC	AVX 11,5 x 755
				ALT	- AC	6 PK 894
				ALT	+ AC	6 PK 1153
				CAM		ZRK 1237
				CAM		KT 1288

1.7 SDI

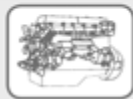
1716 ccm	42 kW	AKW	08.97 - 09.01	PS	- AC	AVX 11,5 x 730
				PS	+ AC	AVX 11,5 x 790
				ALT	FROM: 12.97; - AC; AU	6 PK 925
				ALT	FROM: 12.97; - AC; MAN	6 PK 1045
				ALT	FROM: 12.97; + AC	6 PK 1145
				CAM		ZRK 1304
				CAM		KT 1087

1.9 SDI

1896 ccm	47 kW	AEY	06.97 - 09.01	PS		AVX 11,5 x 685
				PS	- AC	AVX 11,5 x 730
				PS	+ AC	AVX 11,5 x 790
				ALT	- AC; AU	6 PK 925
				ALT	- AC; MAN	6 PK 1045
				ALT	+ AC	6 PK 1145
				AUX-FAN	UNTIL CHA-NO.: 6K-V-048900; + AC	2 PJ 860
				AUX-FAN	UNTIL CHA-NO.: 6K-V-048900; + EXT-COOL	2 PJ 800
				CAM		ZRK 1304
				CAM		KT 1087

1.9 SDI

1896 ccm	50 kW	AGP;AQM	08.99 - 09.01	PS	- AC	AVX 11,9 x 690
				PS	+ AC	AVX 11,9 x 758
				ALT	MTR-CODE: AGP; - AC	6 PK 906
				ALT	MTR-CODE: AGP; + AC	6 PK 1660
				ALT	MTR-CODE: AQM; - AC	6 PK 906
				ALT	MTR-CODE: AQM; + AC	6 PK 1660
				CAM	FROM MTR-NO: 045001; MTR-CODE: AQM	ZRK 1423
				CAM	FROM MTR-NO: 595001; MTR-CODE: AGP	ZRK 1423
				CAM	UNTIL MTR-NO: 045000; MTR-CODE: AQM	ZRK 1305
				CAM	UNTIL MTR-NO: 595000; MTR-CODE: AGP	ZRK 1305
				CAM	FROM MTR-NO: 045001; MTR-CODE: AQM	KT 1322
				CAM	FROM MTR-NO: 595001; MTR-CODE: AGP	KT 1322
				CAM	UNTIL MTR-NO: 004131; MTR-CODE: AQM	KT 1226
				CAM	UNTIL MTR-NO: 229902; MTR-CODE: AGP	KT 1226



VW

POLO Variant (6KV5)

1.9 SDI

1896 ccm	50 kW	AGP;AQM	08.99 - 09.01	W-P; CAM	FROM MTR-NO: 045001; MTR-CODE: AQM	KT 1322 W1
				W-P; CAM	FROM MTR-NO: 595001; MTR-CODE: AGP	KT 1322 W1
				W-P; CAM	UNTIL MTR-NO: 004131; MTR-CODE: AQM	KT 1341 W1
				W-P; CAM	UNTIL MTR-NO: 229002; MTR-CODE: AGP	KT 1341 W1

1.9 TDI

1896 ccm	66 kW	AGR;AHU;ALE;ALH	05.97 - 09.01	PS	- AC	AVX 11,5 x 730
				PS	+ AC	AVX 11,5 x 790
				ALT	FROM: 09.99; MTR-CODE: AGR; - AC	6 PK 906
				ALT	FROM: 09.99; MTR-CODE: AGR; + AC	6 PK 1660
				ALT	FROM: 09.99; MTR-CODE: ALH; - AC	6 PK 906
				ALT	FROM: 09.99; MTR-CODE: ALH; + AC	6 PK 1660
				ALT	MTR-CODE: AFN;AHU;ALE; - AC; AU	6 PK 925
				ALT	MTR-CODE: AFN;AHU;ALE; - AC; MAN	6 PK 1045
				ALT	MTR-CODE: AFN;AHU;ALE; + AC	6 PK 1145
				AUX-FAN	UNTIL CHA-NO.: 6K-V-048900; MTR-CODE: AFN;AHU;ALE; + AC	2 PJ 860
				AUX-FAN	UNTIL CHA-NO.: 6K-V-048900; MTR-CODE: AFN;AHU;ALE; + EXT-COOL	2 PJ 800
				CAM	FROM MTR-NO: 500001; MTR-CODE: ALH	ZRK 1423
				CAM	FROM MTR-NO: 565001; MTR-CODE: AGR	ZRK 1423
				CAM	MTR-CODE: AHU;ALE	ZRK 1290
				CAM	UNTIL MTR-NO: 500000; MTR-CODE: ALH	ZRK 1305
				CAM	UNTIL MTR-NO: 565000; MTR-CODE: AGR	ZRK 1305
				CAM	FROM MTR-NO: 500001; MTR-CODE: ALH	KT 1322
				CAM	FROM MTR-NO: 565001; MTR-CODE: AGR	KT 1322
				CAM	MTR-CODE: AHU;ALE	KT 1358
				CAM	FROM MTR-NO: 500001; MTR-CODE: ALH	KT 1322 W1
				CAM	FROM MTR-NO: 565001; MTR-CODE: AGR	KT 1322 W1

1.9 TDI

1896 ccm	81 kW	AFN;ASV	06.98 - 09.01	ALT	FROM: 09.99; MTR-CODE: ASV; - AC	6 PK 906
				ALT	FROM: 09.99; MTR-CODE: ASV; + AC	6 PK 1660
				ALT	MTR-CODE: AFN;AHU;ALE; - AC; AU	6 PK 925
				ALT	MTR-CODE: AFN;AHU;ALE; - AC; MAN	6 PK 1045
				ALT	MTR-CODE: AFN;AHU;ALE; + AC	6 PK 1145
				AUX-FAN	UNTIL CHA-NO.: 6K-V-048900; MTR-CODE: AFN;AHU;ALE; + AC	2 PJ 860
				AUX-FAN	UNTIL CHA-NO.: 6K-V-048900; MTR-CODE: AFN;AHU;ALE; + EXT-COOL	2 PJ 800
				CAM	FROM MTR-NO: 150001; MTR-CODE: ASV	ZRK 1423
				CAM	MTR-CODE: AFN	ZRK 1290
				CAM	UNTIL MTR-NO: 150000; MTR-CODE: ASV	ZRK 1305
				CAM	FROM MTR-NO: 150001; MTR-CODE: ASV	KT 1322
				CAM	MTR-CODE: AFN	KT 1358
				W-P; CAM	FROM MTR-NO: 150001; MTR-CODE: ASV	KT 1322 W1

POLO (6N2)

1.0

999 ccm	37 kW	ALD;AUC	10.99 - 09.01	ALT	- AC; - PS	6 PK 750
				ALT	+ AC; + PS	6 PK 1125
				ALT	+ PS; - AC	6 PK 1070
				CAM		ZRK 1288
				CAM	FROM CHA-NO.: 6N-Y-600001	KT 1285
				CAM	UNTIL CHA-NO.: 6N-Y-600000	KT 1034
				W-P; CAM	UNTIL CHA-NO.: 6N-Y-600000	KT 1034 W3

1.4

1390 ccm	40 kW	AKP;ANX	10.99 - 09.01	ALT	- AC; - PS	6 PK 750
				ALT	+ AC; + PS	6 PK 1125
				ALT	+ PS; - AC	6 PK 1070
				CAM		ZRK 1288
				CAM	FROM CHA-NO.: 6N-Y-600001	KT 1285
				CAM	UNTIL CHA-NO.: 6N-Y-600000	KT 1034
				W-P; CAM	FROM CHA-NO.: 6N-Y-600001	KT 1285 W1
				W-P; CAM	UNTIL CHA-NO.: 6N-Y-600000	KT 1034 W3

1.4

1390 ccm	44 kW	AKK;AUD	10.99 - 09.01	ALT	- AC; - PS	6 PK 750
				ALT	+ AC; + PS	6 PK 1125
				ALT	+ PS; - AC	6 PK 1070
				CAM		ZRK 1288


VW
POLO (6N2)
1.4

1390 ccm	44 kW	AKK;AUD	10.99 - 09.01	CAM	FROM CHA-NO.: 6N-Y-600001	KT 1285
				CAM	UNTIL CHA-NO.: 6N-Y-600000	KT 1034
				W-P; CAM	FROM CHA-NO.: 6N-Y-600001	KT 1285 W1
				W-P; CAM	UNTIL CHA-NO.: 6N-Y-600000	KT 1034 W3

1.4 16V

1390 ccm	55 kW	AHW;APE;AUA	10.99 - 09.01	ALT	- AC; - PS	6 PK 750
				ALT	+ AC; + PS	6 PK 1125
				ALT	+ PS; - AC	6 PK 1070
				CAM		ZRK 1001
				CAM	FROM MTR-NO: 160001; MTR-CODE: AHW	KT 1209
				CAM	MTR-CODE: AHW	KT 1464
				CAM	FROM MTR-NO: 160001; MTR-CODE: AHW	KT 1209 W1
				CAM	MTR-CODE: APE;AUA	KT 1209 W1

1.4 16V

1390 ccm	74 kW	AFK;AQQ;AUB	10.99 - 09.01	ALT	- AC; - PS	6 PK 750
				ALT	+ AC; + PS	6 PK 1125
				ALT	+ PS; - AC	6 PK 1070
				CAM		ZRK 1001
				CAM		KT 1209
				CAM	MTR-CODE: AUB	KT 1464
				CAM		KT 1209 W1

1.6 16V GTI

1598 ccm	92 kW	ARC;AVY	10.99 - 09.01	ALT	FROM: 06.00; - AC; - PS	6 PK 750
				ALT	FROM: 06.00; + AC; + PS	6 PK 1125
				ALT	FROM: 06.00; + PS; - AC	6 PK 1070
				CAM		ZRK 1001
				CAM		KT 1209
				CAM	MTR-CODE: AVY	KT 1464
				W-P; CAM		KT 1209 W2

1.4 TDI

1422 ccm	55 kW	AMF	10.99 - 09.01	ALT	FROM: 09.00; FROM CHA-NO.: 9N-2-000001; - AC	6 PK 858
				ALT	FROM: 09.00; FROM CHA-NO.: 9N-2-000001; + AC	6 PK 995
				ALT	FROM: 09.00; UNTIL CHA-NO.: 6N-2-010000; - AC	6 PK 1125
				ALT	FROM: 09.00; UNTIL CHA-NO.: 6N-2-010000; + AC	6 DPK 1188
				W-P; CAM		ZRK 1338
				W-P; CAM	FROM MTR-NO: 011495	KT 1236
				W-P; CAM	FROM MTR-NO: 011495	KT 1238
				W-P; CAM	UNTIL MTR-NO: 011494	KT 1235
				W-P; CAM	UNTIL MTR-NO: 011494	KT 1248

1.4 TDi

1422 ccm	66 kW	ATL	01.00 - 10.00	W-P; CAM		ZRK 1338
				W-P; CAM		KT 1237
				W-P; CAM		KT 1237 W2

1.7 SDI

1716 ccm	44 kW	AKU	10.99 - 09.01	ALT		5 PK 1219
				CAM		ZRK 1339
				CAM		KT 1326

1.9 D

1896 ccm	47 kW	AEF	10.99 - 09.01	ALT	FROM: 05.00; MTR-CODE: ASX	5 PK 1219
				ALT	MTR-CODE: AEF	5 PK 1219
				ALT	MTR-CODE: AGD	5 PK 1219
				CAM		ZRK 1339
				CAM		KT 1326

1.9 SDI

1896 ccm	47 kW	AGD;ASX	10.99 - 09.01	ALT	FROM: 05.00; MTR-CODE: ASX	5 PK 1219
				ALT	MTR-CODE: AGD	5 PK 1219
				CAM		ZRK 1339
				CAM		KT 1326

POLO (9N_)
1.2

1198 ccm	40 kW	AWY;BMD	01.02 - 05.07	ALT	FROM CHA-NO.: 9N-3-070001; MTR-CODE: AWY; - AC	6 PK 1450
				ALT	FROM: 05.04; FROM CHA-NO.: 9N-4D013519; MTR-CODE: BMD; + AC	6 PK 1870
				ALT	FROM: 05.04; FROM CHA-NO.: 9N-4Y074378; MTR-CODE: BMD; + AC	6 PK 1870



VW

POLO (9N_)

1.2						
1198 ccm	40 kW	AWY;BMD	01.02 - 05.07	ALT	FROM: 05.04; MTR-CODE: BBM;BMD; - AC	6 PK 1450
				ALT	FROM: 05.04; MTR-CODE: BBM;BMD; + AC	6 PK 1870
				ALT	FROM: 05.04; MTR-CODE: BMD; - AC	6 PK 1450
				ALT	FROM: 05.04; UNTIL CHA-NO.: 9N-4D013518; MTR-CODE: BMD; + AC	6 PK 1880
				ALT	FROM: 05.04; UNTIL CHA-NO.: 9N-4Y074377; MTR-CODE: BMD; + AC	6 PK 1880
				ALT	MTR-CODE: AWY; + AC	6 PK 1880
				ALT	UNTIL CHA-NO.: 9N-3-070000; MTR-CODE: AWY; - AC	6 PK 1460
1.2						
1198 ccm	44 kW	BBM	05.07 - 11.09	ALT	FROM: 03.09; MTR-CODE: CGPA;CGPB;CHFA; - AC	6 PK 1450
				ALT	FROM: 03.09; MTR-CODE: CGPA;CGPB;CHFA; + AC	6 PK 1870
				ALT	MTR-CODE: BBM;BMD; - AC	6 PK 1450
				ALT	MTR-CODE: BBM;BMD; + AC	6 PK 1870
1.2 12V						
1198 ccm	47 kW	AZQ;BME	10.01 - 07.07	ALT	FROM CHA-NO.: 9N-3-070001; MTR-CODE: AZQ; - AC	6 PK 1450
				ALT	FROM CHA-NO.: 9N-3-150001; MTR-CODE: AZQ; + AC	6 PK 1870
				ALT	FROM: 05.04; FROM CHA-NO.: 9N-3D165392; MTR-CODE: BME; + AC	6 PK 1870
				ALT	FROM: 05.04; FROM CHA-NO.: 9N-3Y234443; MTR-CODE: BME; + AC	6 PK 1870
				ALT	FROM: 05.04; MTR-CODE: BME; - AC	6 PK 1450
				ALT	FROM: 05.04; UNTIL CHA-NO.: 9N-3D165391; MTR-CODE: BME; + AC	6 PK 1880
				ALT	FROM: 05.04; UNTIL CHA-NO.: 9N-3Y234442; MTR-CODE: BME; + AC	6 PK 1880
				ALT	UNTIL CHA-NO.: 9N-3-070000; MTR-CODE: AZQ; - AC	6 PK 1460
				ALT	UNTIL CHA-NO.: 9N-3-150000; MTR-CODE: AZQ; + AC	6 PK 1880
1.2 12V						
1198 ccm	51 kW	BZG	05.07 - 11.09	ALT	- AC	6 PK 1450
				ALT	+ AC	6 PK 1870
1.4 16V						
1390 ccm	55 kW	AUA;BBY;BKY	10.01 - 05.08	ALT	FROM: 05.02; MTR-CODE: BBY;BBZ;BKY; - AC	6 PK 737
				ALT	FROM: 05.02; MTR-CODE: BBY;BBZ;BKY; + AC	6 PK 1078
				ALT	MTR-CODE: AFK;AHW;APE;AQQ;AUA; - AC	6 PK 737
				ALT	MTR-CODE: AFK;AHW;APE;AQQ;AUA; + AC	6 PK 1078
				ALT	UNTIL: 11.01; MTR-CODE: AFK;AHW;APE;AQQ;AUA; - AC; - PS	6 PK 750
				ALT	UNTIL: 11.01; MTR-CODE: AFK;AHW;APE;AQQ;AUA; + AC; + PS	6 PK 1125
				ALT	UNTIL: 11.01; MTR-CODE: AFK;AHW;APE;AQQ;AUA; + PS; - AC	6 PK 1070
				CAM		ZRK 1001
				CAM	MTR-CODE: AUA;BBY	KT 1209
				CAM	MTR-CODE: BBY	KT 1464
				CAM	UNTIL CHA-NO.: 9N-6-300000; MTR-CODE: BKY	KT 1209
				CAM	MTR-CODE: AUA;BBY	KT 1209 W1
				CAM	MTR-CODE: BKY; FROM CHA-NO.: 9N-7-000 001	KT 1445 W1
				CAM	UNTIL CHA-NO.: 9N-6-300000; MTR-CODE: BKY	KT 1209 W1
1.4 16V						
1390 ccm	59 kW	BUD	05.06 - 11.09	ALT	- AC	6 PK 737
				ALT	+ AC	6 PK 1078
				CAM		ZRK 1001
				CAM	MTR-CODE: BUD	KT 1464
				CAM	MTR-CODE: BUD	KT 1445 W1
1.4 FSI						
1390 ccm	63 kW	AXU	02.02 - 07.06	ALT	- AC	6 PK 1090
				ALT	+ AC	6 PK 1735
1.4 16V						
1390 ccm	74 kW	AUB;BBZ	10.01 - 05.08	ALT	FROM: 05.02; MTR-CODE: BBY;BBZ;BKY; - AC	6 PK 737
				ALT	FROM: 05.02; MTR-CODE: BBY;BBZ;BKY; + AC	6 PK 1078
				ALT	MTR-CODE: AFK;AHW;APE;AQQ;AUA; - AC	6 PK 737



VW

POLO (9N_)

1.4 16V						
1390 ccm	74 kW	AUB;BBZ	10.01 - 05.08	ALT	MTR-CODE: AFK;AHW;APE;AQQ;AUA; + AC	6 PK 1078
				CAM		ZRK 1001
				CAM		KT 1209
				CAM	MTR-CODE: AUB	KT 1464
				W-P; CAM		KT 1209 W1
1.6 16V						
1598 ccm	77 kW	BTS	05.06 - 11.09	ALT	- AC	6 PK 1090
				ALT	+ AC	6 PK 1735
1.8 GTI						
1781 ccm	110 kW	BJX	09.05 - 11.09	CAM		ZRK 1220
1.8 GTi Cup Edition						
1781 ccm	132 kW	BBU	05.06 - 11.09	CAM		ZRK 1220
1.4 TDI						
1422 ccm	51 kW	BNM;BWB	04.05 - 11.09	ALT	- AC	6 PK 820
				ALT	MTR-CODE: BNM; + AC	6 PK 995
				ALT	MTR-CODE: BWB; + AC	6 PK 1185
				W-P; CAM		ZRK 1338
				W-P; CAM		KT 1237
				W-P; CAM		KT 1237 W2
1.4 TDI						
1422 ccm	55 kW	AMF;BAY	10.01 - 06.05	ALT	FROM CHA-NO.: 9N-2-000001; MTR-CODE: AMF; - AC	6 PK 858
				ALT	FROM CHA-NO.: 9N-2-000001; MTR-CODE: AMF; + AC	6 PK 995
				ALT	FROM CHA-NO.: 9N-2-000001; MTR-CODE: BAY; - AC	6 PK 858
				ALT	FROM CHA-NO.: 9N-2-000001; MTR-CODE: BAY; + AC	6 PK 995
				ALT	UNTIL CHA-NO.: 6N-2-010000; MTR-CODE: AMF; - AC	6 PK 1125
				ALT	UNTIL CHA-NO.: 6N-2-010000; MTR-CODE: AMF; + AC	6 DPK 1188
				ALT	UNTIL CHA-NO.: 6N-2-010000; MTR-CODE: BAY; - AC	6 PK 1125
				ALT	UNTIL CHA-NO.: 6N-2-010000; MTR-CODE: BAY; + AC	6 DPK 1188
				W-P; CAM		ZRK 1338
				W-P; CAM	FROM CHA-NO.: 9N-2-050001	KT 1237
				W-P; CAM	UNTIL CHA-NO.: 9N-2-050000	KT 1236
				W-P; CAM	UNTIL CHA-NO.: 9N-2-050000	KT 1238
				W-P; CAM	FROM CHA-NO.: 9N-2-100001	KT 1237 W2
1.4 TDI						
1422 ccm	59 kW	BMS;BNV	04.05 - 11.09	ALT	- AC	6 PK 820
				ALT	MTR-CODE: BMS; + AC	6 PK 1185
				ALT	MTR-CODE: BNV; + AC	6 PK 995
				W-P; CAM		ZRK 1338
				W-P; CAM		KT 1237
				W-P; CAM		KT 1237 W2
1.9 SDI						
1896 ccm	47 kW	ASY	10.01 - 11.09	ALT	- AC	6 PK 780
				ALT	+ AC	6 PK 1100
				CAM	FROM MTR-NO: 021001	ZRK 1423
				CAM	UNTIL MTR-NO: 021000	ZRK 1305
				CAM	FROM MTR-NO: 021001	KT 1341
				CAM	UNTIL MTR-NO: 021000	KT 1226
				W-P; CAM	UNTIL CHA-NO.: 9N-2-100000	KT 1341 W2
1.9 TDI						
1896 ccm	74 kW	ATD;AXR;BMT	10.01 - 11.09	ALT	- AC	6 PK 780
				ALT	+ AC	6 PK 1185
				CAM		ZRK 1338
				CAM		KT 1237
				CAM	FROM CHA-NO.: 9N-2-100001	KT 1237 W2
				W-P; CAM	UNTIL CHA-NO.: 9N-2-100000	KT 1237 W5
1.9 TDI						
1896 ccm	96 kW	ASZ;BLT	11.03 - 11.09	ALT	- AC	6 PK 780
				ALT	+ AC	6 PK 1185
				CAM		ZRK 1338



VW

POLO (9N_)

1.9 TDI

1896 ccm	96 kW	ASZ;BLT	11.03 - 11.09	CAM		KT 1237
				CAM	UNTIL CHA-NO.: 9N-5-180000	KT 1237 W2

POLO Stufenheck (9A4)

1.4

1390 ccm	55 kW	BBY;BKY	07.03 -	ALT	- AC	6 PK 737
				ALT	+ AC	6 PK 1078
				CAM		ZRK 1001
				CAM	MTR-CODE: BBY	KT 1464
				CAM	UNTIL CHA-NO.: 9N-6P027500	KT 1209
				CAM	FROM CHA-NO.: 9N-6P027 501	KT 1445 W1
				CAM	UNTIL CHA-NO.: 9N-6P027500	KT 1209 W1

1.4

1390 ccm	74 kW	BBZ	11.03 -	ALT	- AC	6 PK 737
				ALT	+ AC	6 PK 1078
				CAM		ZRK 1001
				CAM	UNTIL CHA-NO.: 9N-6P027500	KT 1209
				CAM	FROM CHA-NO.: 9N-6P027 501	KT 1445 W1
				CAM	UNTIL CHA-NO.: 9N-6P027500	KT 1209 W1

1.6

1598 ccm	74 kW	BAH;CFZA	09.02 -	ALT	- AC	6 PK 760
				ALT	+ AC	6 PK 1078
				CAM		ZRK 1288
				CAM		KT 1285

1.4 TDI

1422 ccm	55 kW	BAY	07.03 -	ALT	FROM CHA-NO.: 9N-2-000001; - AC	6 PK 858
				ALT	FROM CHA-NO.: 9N-2-000001; + AC	6 PK 995
				ALT	UNTIL CHA-NO.: 6N-2-010000; - AC	6 PK 1125
				ALT	UNTIL CHA-NO.: 6N-2-010000; + AC	6 DPK 1188
				CAM		ZRK 1338
				CAM	FROM CHA-NO.: 9N-2-050001	KT 1237
				CAM	UNTIL CHA-NO.: 9N-2-050000	KT 1236
				CAM	UNTIL CHA-NO.: 9N-2-050000	KT 1238
				W-P; CAM	FROM CHA-NO.: 9N-2-100001	KT 1237 W2

1.9 SDI

1896 ccm	47 kW	ASY	09.02 -	ALT	- AC	6 PK 780
				ALT	+ AC	6 PK 1100
				CAM	FROM MTR-NO: 021001	ZRK 1423
				CAM	UNTIL MTR-NO: 021000	ZRK 1305
				CAM	FROM MTR-NO: 021001	KT 1341
				CAM	UNTIL MTR-NO: 021000	KT 1226
				W-P; CAM	UNTIL CHA-NO.: 9N-2-100000	KT 1341 W2

1.9 TDi

1896 ccm	74 kW	ATD	09.02 -	ALT	- AC	6 PK 780
				ALT	+ AC	6 PK 1185
				CAM		ZRK 1338
				CAM		KT 1237
				CAM	FROM CHA-NO.: 9N-2-100001	KT 1237 W2

POLO (6R_)

1.2

1198 ccm	44 kW	CGPB	06.09 -	ALT	- AC	6 PK 1450
				ALT	+ AC	6 PK 1870

1.2

1198 ccm	51 kW	CGPA	06.09 -	ALT	- AC	6 PK 1450
				ALT	+ AC	6 PK 1870

1.2 TSI

1197 ccm	77 kW	CBZB	11.09 -	ALT	- AC	6 PK 1432
				ALT	+ AC	6 PK 1690

1.4

1390 ccm	63 kW	CDDA;CGGB;CLPA	06.09 -	ALT	- AC	6 PK 737
				ALT	+ AC	6 PK 1078
				CAM	MTR-CODE: CGGB	ZRK 1001
				CAM	MTR-CODE: CGGB	KT 1464
				CAM	MTR-CODE: CGGB	KT 1445 W1



VW

POLO (6R_)

1.2 TDI						
1199 ccm	55 kW	CFWA	10.09 -	CAM	MTR-CODE: CFWA	ZRK 1572
1.6 TDI						
1598 ccm	55 kW	CAYA	06.09 -	ALT	- AC	6 EPK 842
				CAM	MTR-CODE: CAYA;CAYB;CAYC;CLNA	ZRK 1572
1.6 TDI						
1598 ccm	66 kW	CAYB	06.09 -	ALT	- AC	6 EPK 842
				CAM	MTR-CODE: CAYA;CAYB;CAYC;CLNA	ZRK 1572
1.6 TDI						
1598 ccm	77 kW	CAYC;CLNA	06.09 -	ALT	- AC	6 EPK 842
				CAM	MTR-CODE: CAYA;CAYB;CAYC;CLNA	ZRK 1572

SANTANA

1.8 i						
1781 ccm	72 kW	AFE	01.95 -	CAM		ZRK 1056
				CAM		KT 1001

SCIROCCO (137)

1.4 TSI						
1390 ccm	90 kW	CAXA;CMSB	08.08 -	ALT	- AC	6 PK 1090
				ALT	+ AC	6 PK 1735
1.4 TSI						
1390 ccm	118 kW	CAVD;CNWA;CTHD;CTKA	05.08 -	AIR-C		5 PK 491
				ALT	- AC	6 PK 1600
				ALT	+ AC	6 PK 1700
2.0 TSI						
1984 ccm	147 kW	CAWB	05.08 -	ALT		6 PK 1115
				W-P		ZRK 1585
2.0 TSI						
1984 ccm	155 kW	CCZB	11.09 -	W-P		ZRK 1585
2.0 R						
1984 ccm	195 kW	CDLA	11.09 -	CAM	MTR-CODE: CDLA;CDLC	ZRK 1443
2.0 TDI						
1968 ccm	100 kW	CFHB	11.10 -	CAM	MTR-CODE: CFHB;CFHC	ZRK 1572
2.0 TDI						
1968 ccm	103 kW	CBDB;CFHC	08.08 -	ALT	- AC	6 EPK 842
				ALT	+ AC	6 PK 1070
				CAM		ZRK 1544
				CAM	MTR-CODE: CFHB;CFHC	ZRK 1572
				CAM		KT 1420
				CAM	MTR-CODE: CBDB/F	KT 1420 W1
				CAM; W-P	MTR-CODE: CBDB	KT 1420 W2
2.0 TDI						
1968 ccm	125 kW	CBBB;CFGB	05.09 -	ALT	- AC	6 EPK 842
				ALT	+ AC	6 PK 1070
				CAM		ZRK 1544
				CAM	MTR-CODE: CFGB	ZRK 1572
				CAM		KT 1420
				CAM	MTR-CODE: CBBB/F	KT 1420 W1

SHARAN (7M8, 7M9, 7M6)

1.8 T 20V						
1781 ccm	110 kW	AJH;AWC	09.97 - 03.10	ALT	FROM: 03.00; MTR-CODE: AWC	6 DPK 1195
				ALT	MTR-CODE: AJH; - AC	6 PK 1125
				ALT	MTR-CODE: AJH; + AC	6 DPK 1195
				CAM		ZRK 1220
				CAM	MTR-CODE: AJH	KT 1296
				CAM	MTR-CODE: AJH	KT 1301
				CAM	MTR-CODE: AWC	KT 1230
				CAM	MTR-CODE: AWC	KT 1231
				W-P; CAM	MTR-CODE: AJH	KT 1296 W1
				W-P; CAM	MTR-CODE: AJH; OPT	KT 1301 W1
				W-P; CAM	MTR-CODE: AWC	KT 1230 W1
				W-P; CAM	MTR-CODE: AWC; OPT	KT 1231 W1
2.0						
1984 ccm	85 kW	ADY;ATM	09.95 - 03.10	PS	- AC	AVX 11,5 x 685
				PS	+ AC	AVX 11,5 x 755



VW

SHARAN (7M8, 7M9, 7M6)

2.0						
1984 ccm	85 kW	ADY;ATM	09.95 - 03.10	ALT	FROM: 03.00; MTR-CODE: ATM	6 DPK 1195
				ALT	FROM: 06.00; MTR-CODE: ATM; MOD: Van	6 DPK 1195
				ALT	FROM: 09.96; MTR-CODE: ADY; MOD: Van; - AC	6 PK 1035
				ALT	FROM: 09.96; MTR-CODE: ADY; MOD: Van; + AC	6 PK 1153
				ALT	MTR-CODE: ADY; - AC	6 PK 1035
				ALT	MTR-CODE: ADY; + AC	6 PK 1153
				ALT	UNTIL: 12.95; MTR-CODE: ADY; - AC	6 PK 975
				CAM	MTR-CODE: ADY	ZRK 1315
				CAM	MTR-CODE: ATM	ZRK 1216
				CAM	MTR-CODE: ADY	KT 1258
				CAM	MTR-CODE: ATM	KT 1133
2.0 LPG						
1984 ccm	85 kW	ATM	04.06 - 03.10	CAM		ZRK 1216
				CAM		KT 1133
2.0						
1984 ccm	110 kW	ABF	09.95 - 02.00	CAM		ZRK 1222
				CAM	FROM MTR-NO: 020923	KT 1381
				CAM	UNTIL MTR-NO: 020922	KT 1078
2.8 VR6						
2792 ccm	128 kW	AAA;AMY	09.95 - 04.00	ALT	FROM: 09.96; MTR-CODE: AAA; MOD: Van; - AC	7 PK 1290
				ALT	FROM: 09.96; MTR-CODE: AAA; MOD: Van; + AC	7 DPK 1360
				ALT	MTR-CODE: AAA;AMY; - AC	7 PK 1290
				ALT	MTR-CODE: AAA;AMY; + AC	7 DPK 1360
2.8 VR6 Syncro						
2792 ccm	128 kW	AAA;AMY	11.96 - 04.00	ALT	- AC	7 PK 1290
				ALT	+ AC	7 DPK 1360
2.8 V6 24V						
2792 ccm	150 kW	AYL	04.00 - 03.10	ALT		6 DPK 1320
				ALT	FROM: 08.01; MOD: Van	6 DPK 1320
2.8 V6 24V 4motion						
2792 ccm	150 kW	AYL	04.00 - 03.10	ALT		6 DPK 1320
1.9 TDI						
1896 ccm	66 kW	1Z;AHU;ANU	09.95 - 03.10	PS	- AC	AVX 11,5 x 730
				PS	+ AC	AVX 11,5 x 790
				ALT	FROM CHA-NO.: 7M-Y-020001; MTR-CODE: 1Z;AFN;AHU;AVG; AMP: 120; - AC	6 PK 1055
				ALT	FROM: 04.99; MTR-CODE: ANU; - AC	6 PK 1125
				ALT	FROM: 04.99; MTR-CODE: ANU; + AC	6 DPK 1195
				ALT	FROM: 06.00; MTR-CODE: ANU; MOD: Van; - AC	6 PK 1125
				ALT	FROM: 06.00; MTR-CODE: ANU; MOD: Van; + AC	6 DPK 1195
				ALT	FROM: 09.96; FROM CHA-NO.: 7M-Y-020001; MTR-CODE: AFN;AHU; MOD: Van; - AC	6 PK 1055
				ALT	FROM: 09.96; MTR-CODE: AFN;AHU; MOD: Van; + AC	6 PK 1145
				ALT	FROM: 09.96; UNTIL CHA-NO.: 7M-Y-020000; MTR-CODE: AFN;AHU; MOD: Van; - AC	6 PK 1045
				ALT	MTR-CODE: 1Z;AFN;AHU;AVG; - AC; - AMP: 120	6 PK 925
				ALT	MTR-CODE: 1Z;AFN;AHU;AVG; + AC	6 PK 1145
				ALT	UNTIL CHA-NO.: 7M-Y-020000; MTR-CODE: 1Z;AFN;AHU;AVG; AMP: 120; - AC	6 PK 1045
				CAM	MTR-CODE: 1Z;AHU	ZRK 1304
				W-P; CAM	MTR-CODE: ANU	ZRK 1338
				CAM	MTR-CODE: 1Z;AHU	KT 1087
				W-P	FROM MTR-NO: 005001; MTR-CODE: ANU	KT 1236
				W-P	FROM MTR-NO: 005001; MTR-CODE: ANU	KT 1238
				W-P	FROM: 01.03; MTR-CODE: ANU	KT 1237
				W-P	UNTIL MTR-NO: 005000; MTR-CODE: ANU	KT 1235
				W-P	UNTIL MTR-NO: 005000; MTR-CODE: ANU	KT 1248
				W-P	FROM: 01.03; MTR-CODE: ANU	KT 1237 W3
1.9 TDI						
1896 ccm	81 kW	AFN;AVG	09.96 - 04.00	PS	- AC	AVX 11,5 x 730
				PS	+ AC	AVX 11,5 x 790
				ALT	FROM CHA-NO.: 7M-Y-020001; MTR-CODE: 1Z;AFN;AHU;AVG; AMP: 120; - AC	6 PK 1055
				ALT	FROM CHA-NO.: 7M-Y-020001; MTR-CODE: AFN;AHU; MOD: Van; - AC	6 PK 1055
				ALT	MTR-CODE: 1Z;AFN;AHU;AVG; - AC; - AMP: 120	6 PK 925


VW
SHARAN (7M8, 7M9, 7M6)

1.9 TDI						
1896 ccm	81 kW	AFN;AVG	09.96 - 04.00	ALT	MTR-CODE: 1Z;AFN;AHU;AVG; + AC	6 PK 1145
				ALT	MTR-CODE: AFN;AHU; MOD: Van; + AC	6 PK 1145
				ALT	UNTIL CHA-NO.: 7M-Y-020000; MTR-CODE: 1Z;AFN;AHU;AVG; AMP: 120; - AC	6 PK 1045
				ALT	UNTIL CHA-NO.: 7M-Y-020000; MTR-CODE: AFN;AHU; MOD: Van; - AC	6 PK 1045
				CAM		ZRK 1304
				CAM		KT 1087

1.9 TDI						
1896 ccm	85 kW	AUY;BVK	04.00 - 03.10	ALT	FROM CHA-NO.: 7M-6-015001; MTR-CODE: AUY	6 DPK 1215
				ALT	FROM: 01.05; MTR-CODE: BTB;BVK	6 DPK 1195
				ALT	FROM: 08.01; MTR-CODE: AUY; MOD: Van	6 DPK 1195
				ALT	UNTIL CHA-NO.: 7M-6-015000; MTR-CODE: AUY	6 DPK 1195
				W-P	MTR-CODE: AUY;BVK	ZRK 1338
				W-P; CAM	MTR-CODE: AUY; FROM: 2003	KT 1237
				W-P; CAM	MTR-CODE: AUY; UNTIL: 2002	KT 1236
				W-P; CAM	MTR-CODE: AUY; UNTIL: 2002	KT 1238
				W-P; CAM	MTR-CODE: BVK	KT 1237
				W-P; CAM	MTR-CODE: AUY; FROM: 2003	KT 1237 W3
				W-P; CAM	MTR-CODE: BVK	KT 1237 W3
				W-P; CAM	UNTIL: 07.02	KT 1236 W1

1.9 TDI 4motion						
1896 ccm	85 kW	AUY;BVK	04.00 - 03.10	ALT	FROM CHA-NO.: 7M-6-015001	6 DPK 1215
				ALT	UNTIL CHA-NO.: 7M-6-015000	6 DPK 1195
				W-P	MTR-CODE: AUY;BVK	ZRK 1338
				W-P; CAM	MTR-CODE: AUY; FROM: 2003	KT 1237
				W-P; CAM	MTR-CODE: AUY; UNTIL: 2002	KT 1236
				W-P; CAM	MTR-CODE: AUY; UNTIL: 2002	KT 1238
				W-P; CAM	MTR-CODE: BVK	KT 1237
				W-P; CAM	MTR-CODE: AUY; FROM: 2003	KT 1237 W3
				W-P; CAM	MTR-CODE: BVK	KT 1237 W3
				W-P; CAM	UNTIL: 07.02	KT 1236 W1

1.9 TDI						
1896 ccm	96 kW	ASZ	11.02 - 03.10	ALT		6 DPK 1195
				ALT	MOD: Van	6 DPK 1195
				W-P; CAM		ZRK 1338
				W-P; CAM		KT 1237
				W-P; CAM		KT 1237 W2

1.9 TDI						
1896 ccm	110 kW	BTB	06.05 - 03.10	ALT		6 DPK 1195
				W-P; CAM		ZRK 1338
				W-P; CAM		KT 1237
				W-P; CAM		KT 1237 W2

2.0 TDI						
1968 ccm	103 kW	BRT	11.05 - 03.10	ALT		6 DPK 1215
				W-P; CAM		ZRK 1338
				W-P; CAM		KT 1237
				W-P; CAM		KT 1237 W3

SHARAN (7N)

2.0 TSI						
1984 ccm	147 kW	CCZA	12.10 -	W-P		ZRK 1585

2.0 TDI						
1968 ccm	85 kW	CFFE	05.11 -	CAM	MTR-CODE: CFFA;CFFB;CFFE	ZRK 1572

2.0 TDI						
1968 ccm	100 kW	CFFA	05.10 -	CAM	MTR-CODE: CFFA;CFFB;CFFE	ZRK 1572

2.0 TDI 4motion						
1968 ccm	100 kW	CFFA	05.11 -	CAM	MTR-CODE: CFFA;CFFB;CFFE	ZRK 1572

2.0 TDI						
1968 ccm	103 kW	CFFB	05.10 -	CAM	MTR-CODE: CFFA;CFFB;CFFE	ZRK 1572

2.0 TDI 4motion						
1968 ccm	103 kW	CFFB	05.11 -	CAM	MTR-CODE: CFFA;CFFB;CFFE	ZRK 1572

2.0 TDI						
1968 ccm	125 kW	CFGB	08.10 -	CAM	MTR-CODE: CFGB	ZRK 1572



VW

TARO

1.8						
1812 ccm	61 kW	2Y	04.89 - 09.94	ALT		4 PK 835
2.2						
2237 ccm	69 kW	4Y	06.89 - 07.94	ALT		4 PK 835
2.4 i 4x4						
2366 ccm	84 kW	22R	06.89 - 03.97	ALT		AVX 10 x 875
2.4 D						
2446 ccm	58 kW	2L	07.94 - 03.97	PS ALT CAM		AVX 13 x 825 2/AVX 13 x 1050 ZRK 1134
2.4 D 4x4						
2446 ccm	58 kW	2L	07.94 - 03.97	PS ALT CAM		AVX 13 x 825 2/AVX 13 x 1050 ZRK 1134
2.4 D						
2446 ccm	59 kW	2L	09.91 - 07.94	PS ALT CAM		AVX 13 x 825 2/AVX 13 x 1050 ZRK 1134
2.4 D						
2446 ccm	61 kW	2L	06.89 - 03.97	PS ALT CAM CAM		AVX 13 x 825 2/AVX 13 x 1050 ZRK 1134 KT 1107
2.4 D 4x4						
2446 ccm	61 kW	2L	04.89 - 03.97	CAM		ZRK 1134

TIGUAN (5N_)

1.4 TSI						
1390 ccm	110 kW	BWK;CAVA;CTHA	05.08 -		MTR-CODE: BWK MTR-CODE: CAVA	5 PK 491 5 PK 491
				ALT ALT	MTR-CODE: BWK MTR-CODE: CAVA	6 PK 1700 6 PK 1700
1.4 TSI 4motion						
1390 ccm	110 kW	BWK;CAVA;CTHA	09.07 -		FROM: 03.08; MTR-CODE: CAVA MTR-CODE: BWK	5 PK 491 5 PK 491
				ALT ALT	FROM: 03.08; MTR-CODE: CAVA MTR-CODE: BWK	6 PK 1700 6 PK 1700
2.0 TFSI 4motion						
1984 ccm	125 kW	CAWA;CCZC	09.07 -	ALT W-P		6 PK 1115 ZRK 1585
2.0 TSI 4motion						
1984 ccm	132 kW	CCZD	05.11 -	W-P		ZRK 1585
2.0 TFSI 4motion						
1984 ccm	147 kW	CAWB;CCTA;CCZA	09.07 -	ALT W-P		6 PK 1115 ZRK 1585
2.0 TSI 4motion						
1984 ccm	155 kW	CCZB	05.11 -	W-P		ZRK 1585
2.0 TDI						
1968 ccm	81 kW	CFFD	05.10 -	CAM		ZRK 1572
2.0 TDI 4motion						
1968 ccm	100 kW	CBAA;CFFA	11.07 -	ALT CAM CAM CAM CAM CAM; W-P	MTR-CODE: CBAA;CBAB;CBBA;CBBB MTR-CODE: CFFA;CFFB;CLJA MTR-CODE: CBAA;CBAB;CBBA;CBBB MTR-CODE: CBAA/F MTR-CODE: CBAA;CBAB	6 PK 1070 ZRK 1544 ZRK 1572 KT 1420 KT 1420 W1 KT 1420 W2
2.0 TDI						
1968 ccm	103 kW	CBAB;CFFB	03.08 -	ALT CAM CAM CAM CAM CAM; W-P	MTR-CODE: CBAA;CBAB MTR-CODE: CFFA;CFFB;CLJA MTR-CODE: CBAA;CBAB MTR-CODE: CBAA;CBAB	6 PK 1070 ZRK 1544 ZRK 1572 KT 1420 KT 1420 W1 KT 1420 W2
2.0 TDI 4motion						
1968 ccm	103 kW	CBAB;CFFB;CLJA	09.07 -	ALT CAM	MTR-CODE: CBAA;CBAB	6 PK 1070 ZRK 1544


VW
TIGUAN (5N_)
2.0 TDI 4motion

1968 ccm	103 kW	CBAB;CFFB;CLJA	09.07 -	CAM	MTR-CODE: CFFA;CFFB;CLJA	ZRK 1572
				CAM	MTR-CODE: CBAA;CBAB	KT 1420
				CAM		KT 1420 W1
				CAM; W-P	MTR-CODE: CBAA;CBAB	KT 1420 W2

2.0 TDI 4motion

1968 ccm	120 kW	CBBA	02.08 -	CAM	MTR-CODE: CBBA/F	KT 1420 W1
----------	--------	------	---------	-----	------------------	------------

2.0 TDI 4motion

1968 ccm	125 kW	CBBB;CFGB	09.07 -	ALT		6 PK 1070
				CAM	MTR-CODE: CBBA;CBBB	ZRK 1544
				CAM	MTR-CODE: CFGB	ZRK 1572
				CAM	MTR-CODE: CBBA;CBBB	KT 1420
				CAM	MTR-CODE: CBBB/F	KT 1420 W1

TOUAREG (7LA, 7L6, 7L7)
4.2 V8

4172 ccm	228 kW	AXQ	12.02 - 11.06	W-P; CAM	MTR-CODE: AXQ	ZRK 1229
				W-P; CAM	MTR-CODE: AXQ	KT 1372

3.0 TDI

2967 ccm	155 kW	BUN;CASB	04.06 - 05.10	ALT	FROM: 11.07; MTR-CODE: CASA;CASB;CASC;CATA	6 PK 2490
				ALT	MTR-CODE: BKS;BUN	6 PK 2490
				INJ-P		ZRK 1581
				INJ-P		KT 1507

3.0 V6 TDI

2967 ccm	165 kW	BKS;CATA	11.04 - 05.10	ALT		6 PK 2490
				INJ-P		ZRK 1581
				INJ-P		KT 1507

3.0 V6 TDI

2967 ccm	176 kW	CASA;CASC	11.07 - 05.10	ALT		6 PK 2490
				INJ-P		ZRK 1731

TOUAREG (7P5)
3.0 V6 TDI

2967 ccm	176 kW	CASA;CNRB	01.10 -	INJ-P	MTR-CODE: CASA, CASB, CASD	ZRK 1731
----------	--------	-----------	---------	-------	----------------------------	----------

TOURAN (1T1, 1T2)
1.4 TSI

1390 ccm	103 kW	BMY;CAVC	02.06 - 05.10	AIR-C	FROM: 11.08; MTR-CODE: CAVB;CAVC	5 PK 491
				AIR-C	MTR-CODE: BLG;BMY	5 PK 491
				ALT	FROM: 11.08; MTR-CODE: CAVB;CAVC; - AC	6 PK 1600
				ALT	FROM: 11.08; MTR-CODE: CAVB;CAVC; + AC	6 PK 1700
				ALT	MTR-CODE: BLG;BMY; - AC	6 PK 1600
				ALT	MTR-CODE: BLG;BMY; + AC	6 PK 1700

1.4 FSI

1390 ccm	125 kW	BLG;CAVB	11.06 - 05.10	AIR-C	FROM: 11.08; MTR-CODE: CAVB;CAVC	5 PK 491
				AIR-C	MTR-CODE: BLG;BMY	5 PK 491
				ALT	FROM: 11.08; MTR-CODE: CAVB;CAVC; - AC	6 PK 1600
				ALT	FROM: 11.08; MTR-CODE: CAVB;CAVC; + AC	6 PK 1700
				ALT	MTR-CODE: BLG;BMY; - AC	6 PK 1600
				ALT	MTR-CODE: BLG;BMY; + AC	6 PK 1700

1.6

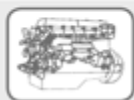
1595 ccm	75 kW	BGU;BSE;BSF	07.03 - 05.10	ALT	FROM: 06.05; MTR-CODE: BSE;BSF; - AC	6 PK 900
				ALT	FROM: 06.05; MTR-CODE: BSE;BSF; + AC	6 PK 1045
				ALT	MTR-CODE: BGU; - AC	6 PK 900
				ALT	MTR-CODE: BGU; + AC	6 PK 1045
				CAM		ZRK 1216
				CAM		KT 1133

1.6 FSI

1598 ccm	85 kW	BAG;BLF;BLP	02.03 - 01.07	ALT	FROM: 02.05; MTR-CODE: BLF; - AC	6 PK 1090
				ALT	FROM: 02.05; MTR-CODE: BLF; + AC	6 PK 1735
				ALT	FROM: 06.04; MTR-CODE: BLP; - AC	6 PK 1090
				ALT	FROM: 06.04; MTR-CODE: BLP; + AC	6 PK 1735
				ALT	MTR-CODE: BAG; - AC	6 PK 1090
				ALT	MTR-CODE: BAG; + AC	6 PK 1735

2.0 EcoFuel

1984 ccm	80 kW	BSX	02.06 - 05.09	CAM		ZRK 1216
				CAM		KT 1133



VW

TOURAN (1T1, 1T2)

2.0 FSI

1984 ccm	85 kW	BJZ	10.04 - 05.10	CAM CAM		ZRK 1216 KT 1133
----------	-------	-----	---------------	------------	--	---------------------

2.0 FSI

1984 ccm	110 kW	AXW;BLR;BLX;BLY;BVY;BVZ	10.03 - 11.05	ALT	FROM: 02.05; MTR-CODE: BLR;BVY;BVZ; - AC	6 PK 900
				ALT	FROM: 02.05; MTR-CODE: BLR;BVY;BVZ; + AC	6 PK 1045
				ALT	FROM: 06.04; MTR-CODE: BLX;BLY; - AC	6 PK 900
				ALT	FROM: 06.04; MTR-CODE: BLX;BLY; + AC	6 PK 1045
				ALT	MTR-CODE: AXW; - AC	6 PK 900
				ALT	MTR-CODE: AXW; + AC	6 PK 1045
				CAM	MTR-CODE: AXW	ZRK 1313
				CAM	MTR-CODE: BLR;BLX;BLY	ZRK 1443
				CAM	MTR-CODE: AXW	KT 1375
				CAM	MTR-CODE: BLR;BLX;BLY	KT 1432
				W-P; CAM	MTR-CODE: AXW	KT 1375 W1
				W-P; CAM	MTR-CODE: BLX;BLY;BLR;BVZ;BVY	KT 1516 W1

1.9 TDI

1896 ccm	66 kW	BRU;BXF;BXJ	11.04 - 05.10	ALT	FROM: 06.05; MTR-CODE: BLS;BXE;BXF;BXJ	6 PK 1055
				ALT	FROM: 06.05; MTR-CODE: BLS;BXE;BXF;BXJ; - AC	6 PK 950
				ALT	MTR-CODE: AVQ;BKC;BRU; - AC	6 PK 950
				ALT	MTR-CODE: AVQ;BKC;BRU; + AC	6 PK 1045
				W-P; CAM		ZRK 1338
				W-P; CAM		KT 1237
				W-P; CAM		KT 1237 W2

1.9 TDI

1896 ccm	74 kW	AVQ	02.03 - 05.04	ALT	- AC	6 PK 950
				ALT	+ AC	6 PK 1045
				W-P; CAM		ZRK 1338
				W-P; CAM		KT 1237
				W-P; CAM		KT 1237 W2

1.9 TDI

1896 ccm	77 kW	BKC;BLS;BXE	08.03 - 05.10	ALT	FROM: 06.05; MTR-CODE: BLS;BXE;BXF;BXJ	6 PK 1055
				ALT	FROM: 06.05; MTR-CODE: BLS;BXE;BXF;BXJ; - AC	6 PK 950
				ALT	MTR-CODE: AVQ;BKC;BRU; - AC	6 PK 950
				ALT	MTR-CODE: AVQ;BKC;BRU; + AC	6 PK 1045
				W-P; CAM		ZRK 1338
				W-P; CAM		KT 1237
				W-P; CAM		KT 1237 W2

2.0 TDI

1968 ccm	100 kW	AZV	02.03 - 05.10	ALT	- AC	6 PK 950
				ALT	+ AC	6 PK 1055
				W-P	MTR-CODE: AZV;BKD	ZRK 1468
				CAM; W-P	MTR-CODE: AZV;BKD; FROM CHA-NO.: 1T-6-185 467	KT 1512
				W-P	MTR-CODE: AZV;BKD; UNTIL: 2005	KT 1403
				W-P; CAM	UNTIL CHA-NO.: 1T-6-185466; MTR-CODE: AZV;BKD; FROM: 2006	KT 1403
				W-P	MTR-CODE: AZV;BKD; UNTIL: 2005	KT 1403 W1
				W-P; CAM	FROM CHA-NO.: 1T-6-185 467	KT 1512 W1
				W-P; CAM	UNTIL CHA-NO.: 1T-6-185466; MTR-CODE: AZV;BKD; FROM: 2006	KT 1403 W1

2.0 TDI

1968 ccm	103 kW	BMM	12.05 - 05.10	ALT	- AC	6 PK 950
				ALT	+ AC	6 PK 1055
				W-P; CAM		ZRK 1338
				W-P; CAM		KT 1237
				W-P; CAM		KT 1237 W3

2.0 TDI 16V

1968 ccm	103 kW	BKD	08.03 - 05.10	ALT	- AC	6 PK 950
				ALT	+ AC	6 PK 1055
				CAM	MTR-CODE: CFHC	ZRK 1572
				W-P	MTR-CODE: AZV;BKD	ZRK 1468
				CAM; W-P	MTR-CODE: AZV;BKD; FROM CHA-NO.: 1T-6-185 467	KT 1512
				W-P	MTR-CODE: AZV;BKD; UNTIL: 2005	KT 1403


VW
TOURAN (1T1, 1T2)
2.0 TDI 16V

1968 ccm	103 kW	BKD	08.03 - 05.10	W-P; CAM	UNTIL CHA-NO.: 1T-6-185466; MTR-CODE: AZV;BKD; FROM: 2006	KT 1403
				W-P	MTR-CODE: AZV;BKD; UNTIL: 2005	KT 1403 W1
				W-P; CAM	FROM CHA-NO.: 1T-6-185 467	KT 1512 W1
				W-P; CAM	UNTIL CHA-NO.: 1T-6-185466; MTR-CODE: AZV;BKD; FROM: 2006	KT 1403 W1

2.0 TDI

1968 ccm	125 kW	BMN;CFJA	12.05 - 05.10	ALT	- AC	6 PK 950
				ALT	+ AC	6 PK 1055
				CAM	MTR-CODE: CFJA	ZRK 1572
				W-P; CAM		ZRK 1468
				CAM	MTR-CODE: BMN	KT 1512
				W-P; CAM	MTR-CODE: BMN	KT 1512 W1

TOURAN (1T3)
1.6 TDI

1598 ccm	66 kW	CAYB	05.10 -	CAM	MTR-CODE: CAYB;CAYC	ZRK 1572
----------	-------	------	---------	-----	---------------------	-----------------

2.0 TDI

1968 ccm	81 kW	CLCA	11.10 -	CAM	MTR-CODE: CLCA	ZRK 1572
----------	-------	------	---------	-----	----------------	-----------------

VENTO (1H2)
1.4

1390 ccm	40 kW	ABD;AEX	11.91 - 09.98	PS	+ AC	AVX 11,5 x 755
				ALT	- AC; - PS	6 PK 737
				ALT	+ AC	6 PK 1153
				ALT	+ PS; - AC	6 PK 1100
				CAM	MTR-CODE: ABD	ZRK 1012
				CAM	MTR-CODE: AEX	ZRK 1288
				CAM	MTR-CODE: AEX	KT 1034
				CAM	MTR-CODE: AEX	KT 1034 W1
				W-P; CAM	MTR-CODE: ABD	KT 3000 W1
				W-P; CAM	MTR-CODE: AEX	KT 1034 W2

1.4

1390 ccm	44 kW	ABD;AEX	11.91 - 09.98	PS	+ AC	AVX 11,5 x 755
				ALT	FROM: 08.95; MTR-CODE: AEX; - PS	6 PK 750
				ALT	FROM: 08.95; MTR-CODE: AEX; + PS	6 PK 1070
				ALT	MTR-CODE: ABD; - AC; - PS	6 PK 737
				ALT	MTR-CODE: ABD; + AC	6 PK 1153
				ALT	MTR-CODE: ABD; + PS; - AC	6 PK 1100
				CAM	MTR-CODE: ABD	ZRK 1012
				CAM	MTR-CODE: AEX	ZRK 1288
				CAM	MTR-CODE: AEX	KT 1034
				CAM	MTR-CODE: AEX	KT 1034 W1
				W-P; CAM	MTR-CODE: ABD	KT 3000 W1
				W-P; CAM	MTR-CODE: AEX	KT 1034 W2

1.6

1598 ccm	55 kW	ABU;AEA;AEE	09.92 - 09.98	ALT	FROM: 07.94; MTR-CODE: AEA; - AC; - PS	6 PK 737
				ALT	FROM: 07.94; MTR-CODE: AEA; + AC	6 PK 1153
				ALT	FROM: 07.94; MTR-CODE: AEA; + PS; - AC	6 PK 1100
				ALT	FROM: 08.95; MTR-CODE: AEE; - PS	6 PK 750
				ALT	FROM: 08.95; MTR-CODE: AEE; + PS	6 PK 1070
				ALT	MTR-CODE: ABU; - AC; - PS	6 PK 737
				ALT	MTR-CODE: ABU; + AC	6 PK 1153
				ALT	MTR-CODE: ABU; + PS; - AC	6 PK 1100
				CAM	FROM: 01.95; MTR-CODE: AEA;AEE	ZRK 1289
				CAM	UNTIL: 12.94; MTR-CODE: ABU	ZRK 1215
				CAM	FROM: 01.95; MTR-CODE: AEA;AEE	KT 1032
				CAM	MTR-CODE: AEA, AEE; FROM: 01.95	KT 1032 W1
				W-P; CAM	MTR-CODE: AEA;AEE	KT 1032 W2

1.6

1595 ccm	74 kW	AEK;AFT	10.94 - 09.98	PS		AVX 11,5 x 685
				PS	- AC	AVX 11,5 x 755
				ALT	FROM: 04.97; MTR-CODE: AKS; - AC; AU	6 PK 1035
				ALT	FROM: 04.97; MTR-CODE: AKS; - AC; MAN	6 PK 894
				ALT	FROM: 04.97; MTR-CODE: AKS; + AC	6 PK 1153
				ALT	FROM: 12.95; MTR-CODE: AEK;AFT; - AC; AU	6 PK 1035
				ALT	MTR-CODE: AEK;AFT; - AC; MAN	6 PK 894



VW

VENTO (1H2)

1.6						
1595 ccm	74 kW	AEK;AFT	10.94 - 09.98	ALT	MTR-CODE: AEK;AFT; + AC	6 PK 1153
				ALT	UNTIL: 12.95; MTR-CODE: AEK;AFT; - AC; AU	6 PK 975
				CAM		ZRK 1237
				CAM		KT 1288
1.8						
1781 ccm	55 kW	AAM	11.91 - 09.98	PS	- AC	AVX 11,5 x 685
				PS	+ AC	AVX 11,5 x 755
				ALT	- AC; MAN	6 PK 894
				ALT	+ AC	6 PK 1153
				ALT	FROM: 12.95; - AC; AU	6 PK 1035
				ALT	UNTIL: 12.95; - AC; AU	6 PK 975
				AUX-FAN	- POLICE; - POST; - TAXI	2 PJ 800
				AUX-FAN	+ POLICE; + POST; + TAXI	2 PJ 860
				CAM	FROM: 08.94	ZRK 1237
				CAM	UNTIL: 07.94	ZRK 1056
				CAM	FROM: 08.94	KT 1288
				CAM	UNTIL: 07.94	KT 1001
1.8						
1781 ccm	66 kW	ABS;ADZ	11.91 - 09.98	PS	- AC	AVX 11,5 x 685
				PS	+ AC	AVX 11,5 x 755
				ALT	- AC; MAN	6 PK 894
				ALT	+ AC	6 PK 1153
				ALT	FROM: 12.95; - AC; AU	6 PK 1035
				ALT	UNTIL: 12.95; - AC; AU	6 PK 975
				AUX-FAN	- POLICE; - POST; - TAXI	2 PJ 800
				AUX-FAN	+ POLICE; + POST; + TAXI	2 PJ 860
				CAM		ZRK 1237
				CAM		KT 1288
2.0						
1984 ccm	85 kW	2E;ADY;AGG;AKR	11.91 - 09.98	PS	- AC	AVX 11,5 x 685
				PS	+ AC	AVX 11,5 x 755
				ALT	FROM: 08.95; MTR-CODE: AEP;AKR; - AC; MAN	6 PK 894
				ALT	FROM: 08.95; MTR-CODE: AEP;AKR; + AC	6 PK 1153
				ALT	FROM: 08.95; UNTIL: 12.95; MTR-CODE: AEP;AKR; - AC; AU	6 PK 975
				ALT	FROM: 12.95; MTR-CODE: 2E;ADY;AGG; - AC; AU	6 PK 1035
				ALT	FROM: 12.95; MTR-CODE: AEP;AKR; - AC; AU	6 PK 1035
				ALT	MTR-CODE: 2E;ADY;AGG; - AC; MAN	6 PK 894
				ALT	MTR-CODE: 2E;ADY;AGG; + AC	6 PK 1153
				ALT	UNTIL: 12.95; MTR-CODE: 2E;ADY;AGG; - AC; AU	6 PK 975
				AUX-FAN	FROM: 08.95; MTR-CODE: AEP;AKR; + AC	2 PJ 800
				AUX-FAN	FROM: 08.95; MTR-CODE: AEP;AKR; + POLICE; + POST; + TAXI	2 PJ 860
				AUX-FAN	MTR-CODE: 2E;ADY;AGG; - POLICE; - POST; - TAXI	2 PJ 800
				AUX-FAN	MTR-CODE: 2E;ADY;AGG; + POLICE; + POST; + TAXI	2 PJ 860
				CAM		ZRK 1315
				CAM		KT 1258
2.0 GL						
1984 ccm	79 kW	AEP	05.96 - 12.97	ALT	- AC; AU	6 PK 1035
				ALT	- AC; MAN	6 PK 894
				ALT	+ AC	6 PK 1153
				AUX-FAN	+ AC	2 PJ 800
				AUX-FAN	+ POLICE; + POST; + TAXI	2 PJ 860
2.8 VR6						
2792 ccm	128 kW	AAA	01.92 - 09.98	ALT	- AC	7 PK 1290
				ALT	+ AC	7 DPK 1360
				AUX-FAN		2 PJ 860
1.9 SDI						
1896 ccm	47 kW	AEY	04.97 - 09.98	ALT	- AC	6 PK 1045
				ALT	+ AC	6 PK 1145
				AUX-FAN	- POLICE; - POST; - TAXI	2 PJ 800
				AUX-FAN	+ POLICE; + POST; + TAXI	2 PJ 860
				CAM		ZRK 1290
				CAM		KT 1358



VW

VENTO (1H2)

1.9 D

1896 ccm	48 kW	1Y	11.91 - 09.98	PS	- AC	AVX 11,5 x 730
				PS	+ AC	AVX 11,5 x 790
				ALT	- AC; AU	6 PK 925
				ALT	- AC; MAN	6 PK 1045
				ALT	+ AC	6 PK 1145
				AUX-FAN	- POLICE; - POST; - TAXI	2 PJ 800
				AUX-FAN	+ POLICE; + POST; + TAXI	2 PJ 860
				CAM		ZRK 1290
				CAM	FROM MTR-NO: 378365	KT 1021
				CAM	UNTIL MTR-NO: 378364	KT 1004

1.9 TD

1896 ccm	55 kW	AAZ	11.91 - 09.98	PS	- AC	AVX 11,5 x 730
				PS	+ AC	AVX 11,5 x 790
				ALT	- AC; AU	6 PK 925
				ALT	- AC; MAN	6 PK 1045
				ALT	+ AC	6 PK 1145
				AUX-FAN	- POLICE; - POST; - TAXI	2 PJ 800
				AUX-FAN	+ POLICE; + POST; + TAXI	2 PJ 860
				CAM		ZRK 1290
				CAM	FROM MTR-NO: 552766	KT 1021
				CAM	UNTIL MTR-NO: 552765	KT 1004

1.9 TDI

1896 ccm	66 kW	1Z;AHU;ALE	09.93 - 09.98	PS	- AC	AVX 11,5 x 730
				PS	+ AC	AVX 11,5 x 790
				ALT	FROM: 08.95; MTR-CODE: AFN;AHU;ALE; - AC	6 PK 1045
				ALT	FROM: 08.95; MTR-CODE: AFN;AHU;ALE; + AC	6 PK 1145
				ALT	MTR-CODE: 1Z; - AC	6 PK 1045
				ALT	MTR-CODE: 1Z; + AC	6 PK 1153
				AUX-FAN	FROM: 08.95; MTR-CODE: AFN;AHU;ALE; - POLICE; - POST; - TAXI	2 PJ 800
				AUX-FAN	FROM: 08.95; MTR-CODE: AFN;AHU;ALE; + POLICE; + POST; + TAXI	2 PJ 860
				AUX-FAN	MTR-CODE: 1Z; - POLICE; - POST; - TAXI	2 PJ 800
				AUX-FAN	MTR-CODE: 1Z; + POLICE; + POST; + TAXI	2 PJ 860
				CAM		ZRK 1290
				CAM	FROM MTR-NO: 289576; MTR-CODE: 1Z	KT 1358
				CAM	MTR-CODE: AHU;ALE	KT 1358
				CAM	UNTIL MTR-NO: 289575; MTR-CODE: 1Z	KT 1014

1.9 TDI

1896 ccm	81 kW	AFN	04.96 - 09.98	PS	- AC	AVX 11,5 x 730
				PS	+ AC	AVX 11,5 x 790
				ALT	- AC	6 PK 1045
				ALT	+ AC	6 PK 1145
				AUX-FAN	- POLICE; - POST; - TAXI	2 PJ 800
				AUX-FAN	+ POLICE; + POST; + TAXI	2 PJ 860
				CAM		ZRK 1290
				CAM		KT 1358

WARTBURG

353

1.0

992 ccm	33 kW	353,18	06.66 -	ALT		AVX 10 x 1150
---------	-------	--------	---------	-----	--	---------------

1.0

992 ccm	37 kW	353,18	04.69 -	ALT		AVX 10 x 1150
---------	-------	--------	---------	-----	--	---------------

1.0 (353 W 000)

993 ccm	37 kW	353,18	02.75 -	ALT; W-P; - OIL-P		AVX 10 x 1150
---------	-------	--------	---------	-------------------	--	---------------

				ALT; W-P; OIL-P		AVX 10 x 1250
--	--	--	--	-----------------	--	---------------

1.3

1272 ccm	43 kW	4VO7,2/7,5GRF	09.88 -	ALT		AVX 10 x 685
				ALT	FROM: 01.89	AVX 10 x 700
				CAM		ZRK 1043



ZASTAVA

10 (188)

1.2 60

1242 ccm	44 kW	188 A4.000	10.05 -	AC-C	FROM: 09.05; RHD	4 PK 841
				ALT	FROM: 09.05; FROM MTR-NO: 0714686; - AC	4 PK 665
				ALT	FROM: 09.05; LHD; + AC	5 PK 1145
				ALT	FROM: 09.05; UNTIL MTR-NO: 0714685; - AC	4 PK 675

YUGO

1.1 60 EFI (145 A)

1116 ccm	44 kW	100 GL. 0.64;11 E 1.064	08.91 - 06.95	ALT		AVX 10 x 825
----------	-------	-------------------------	---------------	-----	--	--------------

1.3 65 EFI (145 A)

1302 ccm	48 kW	13 E 1.064	08.91 - 06.95	ALT		AVX 10 x 825
----------	-------	------------	---------------	-----	--	--------------

YUGO FLORIDA

1.3 (103 A)

1302 ccm	50 kW	13 E.3.064	03.91 -	ALT		AVX 10 x 825
----------	-------	------------	---------	-----	--	--------------

1.4

1372 ccm	52 kW	160 A1.000	10.88 -	ALT	FROM: 10.89; P-INJ	3 PK 913
				ALT	FROM: 10.89; P-INJ	4 PK 913
				CAM		KT 1037

1.4 KAT

1372 ccm	52 kW	160 A1.000	10.88 -	ALT	FROM: 10.89; P-INJ	3 PK 913
				ALT	FROM: 10.89; P-INJ	4 PK 913

1.6

1585 ccm	62 kW	149 A.000	08.89 -	ALT		3 PK 913
				ALT		4 PK 913



TRANSPORTER
TRANSPORTER
FOURGON
FURGONETA



CITROËN

JUMPY (U6U)

1.6

1581 ccm	58 kW	1580 SPI;220 A2.000	10.95 -	PS		AVX 10 x 675
				AC-C	MTR-CODE: 220A2000	6 PK 925
				ALT	MTR-CODE: 220A2000; - AC	6 PK 894
				ALT	MTR-CODE: 220A2000; + AC	4 PK 905
				CAM		ZRK 1244
				CAM		KT 1037

2.0

1997 ccm	100 kW	RFN (EW10J4)	04.00 -	ALT	- AC	6 PK 1190
				ALT	+ AC	6 PK 1710
				CAM		ZRK 1149
				CAM		KT 1244
				W-P; CAM	OPT	KT 1244 W3

2.0 i 16V

1997 ccm	102 kW		03.00 -	ALT	FROM: 09.00; MTR-CODE: EW10J4; - AC	6 PK 1190
				ALT	FROM: 09.00; MTR-CODE: EW10J4; + AC	6 PK 1710
				CAM		ZRK 1149
				CAM	MTR-CODE: RFN	KT 1244
				W-P; CAM	OPT	KT 1244 W3

1.9 D 70

1868 ccm	51 kW	WJZ (DW8)	04.98 -	ALT	FROM: 09.98; MTR-CODE: DW8;DW8;DW8B; - AC; - PS	6 PK 865
				ALT	FROM: 09.98; MTR-CODE: DW8;DW8;DW8B; + AC; - PS	6 PK 1038
				ALT	FROM: 09.98; MTR-CODE: DW8;DW8;DW8B; OE-NO.: 5750R5; + AC; + PS	6 PK 1735
				ALT	FROM: 09.98; MTR-CODE: DW8;DW8;DW8B; OE-NO.: 5750Z7; + AC; + PS	6 PK 1751
				ALT	FROM: 09.98; MTR-CODE: DW8;DW8B;DW8B; - AC	6 PK 1440
				ALT	FROM: 09.98; UNTIL: 10.99; MTR-CODE: DW8;DW8;DW8B; UNTIL ORGA-NO.: 8374; + PS; - AC	6 PK 1390
				ALT	FROM: 09.98; UNTIL: 12.02; MTR-CODE: DW8;DW8B;DW8B; UNTIL ORGA-NO.: 09519; + AC	6 PK 1735
				ALT	FROM: 10.99; MTR-CODE: DW8;DW8;DW8B; FROM ORGA-NO.: 08375; + PS; - AC	6 PK 1440
				ALT	FROM: 12.02; MTR-CODE: DW8;DW8B;DW8B; FROM ORGA-NO.: 09520; + AC	6 PK 1675
				CAM		ZRK 1351
				CAM		KT 1433
				W-P; CAM		KT 1517 W1

1.9 D

1905 ccm	51 kW	D9B (XUD9A/U)	10.95 -	VAC-P		AVX 10 x 650
				ALT	- AC; - PS	6 PK 730
				ALT	+ AC; - PS	6 PK 1165
				ALT	+ AC; + PS	6 PK 1740
				ALT	+ PS; - AC	6 PK 1115
				CAM		ZRK 1262
				CAM		KT 1040
				W-P; CAM		KT 1040 W1

1.9 TD

1905 ccm	66 kW	DHX (XUD9TF/BTF)	10.95 -	VAC-P		AVX 10 x 650
				ALT	- AC; - PS	6 PK 730
				ALT	+ AC; - PS	6 PK 1165
				ALT	+ AC; + PS	6 PK 1740
				ALT	+ PS; - AC	6 PK 1115
				CAM		ZRK 1262
				CAM		KT 1040
				W-P; CAM		KT 1040 W1

1.9 TD

1905 ccm	68 kW	D8B (XUD9TF)	04.96 -	VAC-P		AVX 10 x 650
				ALT	- AC; - PS	6 PK 730
				ALT	+ AC; - PS	6 PK 1165
				ALT	+ AC; + PS	6 PK 1740
				ALT	+ PS; - AC	6 PK 1115
				CAM		ZRK 1262
				CAM		KT 1040



CITROËN

JUMPY (U6U)

1.9 TD

1905 ccm 68 kW D8B (XUD9TF) 04.96 - W-P; CAM **KT 1040 W1**

2.0 HDi 95

1997 ccm 69 kW RHX (DW10BTED) 10.99 - CAM MTR-CODE: DW10ATED4 **ZRK 1441**
 CAM FROM ORGA-NO.: 10011; MTR-CODE: DW10ATED4 **KT 1480**
 CAM MTR-CODE: DW10ATED4; UNTIL ORGA-NO.: 10010 **KT 1351**
 W-P; CAM FROM ORGA-NO.: 09868 **KT 1327 W1**
 W-P; CAM UNTIL ORGA-NO.: 09867 **KT 1518 W1**

2.0 HDi 110

1997 ccm 80 kW RHZ (DW10ATED) 03.00 - ALT FROM: 12.03; MTR-CODE: DW10ATED;DW10CTED; + AC **6 PK 1740**
 ALT FROM: 12.03; MTR-CODE: DW10CTED; - AC **6 PK 1470**
 ALT FROM: 12.03; MTR-CODE: DW10CTED; + AC **6 PK 1740**
 ALT MTR-CODE: DW10ATED;DW10CTED; - AC **6 PK 1470**
 ALT UNTIL: 11.03; MTR-CODE: DW10ATED;DW10CTED; FOR: DELPHI; + AC **6 PK 1751**
 ALT UNTIL: 11.03; MTR-CODE: DW10ATED;DW10CTED; FOR: SANDEN; + AC **6 PK 1740**
 CAM MTR-CODE: DW10ATED;DW10BTED **ZRK 1352**
 CAM MTR-CODE: DW10ATED4 **ZRK 1441**
 CAM FROM ORGA-NO.: 08561 **KT 1518**
 CAM MTR-CODE: DW10ATED;DW10BTEDW3; UNTIL ORGA-NO.: 08560 **KT 1327**
 CAM MTR-CODE: DW10ATED4; FROM ORGA-NO.: 10011 **KT 1480**
 CAM MTR-CODE: DW10ATED4; UNTIL ORGA-NO.: 10010 **KT 1351**
 CAM MTR-CODE: DW10BTEDW4; UNTIL ORGA-NO.: 09867 **KT 1327**
 CAM MTR-CODE: DW10CTED **KT 1534 W1**
 W-P; CAM FROM ORGA-NO.: 08561 **KT 1518 W1**
 W-P; CAM UNTIL ORGA-NO.: 08560 **KT 1327 W1**

2.0 HDi 110

1997 ccm 80 kW RHW (DW10ATED4) 03.00 - W-P; CAM FROM ORGA-NO.: 10011 **KT 1480 W1**

JUMPY Kasten (BS_, BT_, BY_, BZ_)

1.6 i

1581 ccm 58 kW 1580 SPI;220 A2.000 10.95 - AC-C MTR-CODE: 220A2000 **6 PK 925**
 ALT MTR-CODE: 220A2000; - AC **6 PK 894**
 ALT MTR-CODE: 220A2000; + AC **4 PK 905**
 CAM **ZRK 1244**
 CAM **KT 1037**

1.6

1581 ccm 59 kW 220 A2.000 10.95 - AC-C **6 PK 925**
 ALT - AC **6 PK 894**
 ALT + AC **4 PK 905**

2.0 i 16V

1997 ccm 102 kW 03.00 - ALT FROM: 09.00; MTR-CODE: EW10J4; - AC **6 PK 1190**
 ALT FROM: 09.00; MTR-CODE: EW10J4; + AC **6 PK 1710**
 CAM **ZRK 1149**
 CAM MTR-CODE: RFN **KT 1244**
 W-P; CAM OPT **KT 1244 W3**

1.9 D

1905 ccm 51 kW D9B (XUD9A/U) 10.95 - ALT - AC; - PS **6 PK 730**
 ALT + AC; - PS **6 PK 1165**
 ALT + AC; + PS **6 PK 1740**
 ALT + PS; - AC **6 PK 1115**

1.9 D 70

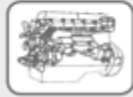
1868 ccm 51 kW WJZ (DW8) 04.98 - ALT FROM: 09.98; MTR-CODE: DW8;DW8;DW8B; - AC; - PS **6 PK 865**
 ALT FROM: 09.98; MTR-CODE: DW8;DW8;DW8B; + AC; - PS **6 PK 1038**
 ALT FROM: 09.98; MTR-CODE: DW8;DW8;DW8B; OE-NO.: 5750R5; + AC; + PS **6 PK 1735**
 ALT FROM: 09.98; MTR-CODE: DW8;DW8;DW8B; OE-NO.: 5750Z7; + AC; + PS **6 PK 1751**
 ALT FROM: 09.98; MTR-CODE: DW8;DW8B;DW8B; - AC **6 PK 1440**



CITROËN

JUMPY Kasten (BS_, BT_, BY_, BZ_)

1.9 D 70						
1868 ccm	51 kW	WJZ (DW8)	04.98 -	ALT	FROM: 09.98; UNTIL: 10.99; MTR-CODE: DW8;DW8;DW8B; UNTIL ORGA-NO.: 8374; + PS; - AC	6 PK 1390
				ALT	FROM: 09.98; UNTIL: 12.02; MTR-CODE: DW8;DW8B;DW8B; UNTIL ORGA-NO.: 09519; + AC	6 PK 1735
				ALT	FROM: 10.99; MTR-CODE: DW8;DW8;DW8B; FROM ORGA-NO.: 08375; + PS; - AC	6 PK 1440
				ALT	FROM: 12.02; MTR-CODE: DW8;DW8B;DW8B; FROM ORGA-NO.: 09520; + AC	6 PK 1675
				CAM		ZRK 1351
				CAM		KT 1433
				W-P; CAM		KT 1517 W1
1.9 DT						
1905 ccm	65 kW		10.95 -	ALT	- AC; - PS	6 PK 730
				ALT	+ AC; - PS	6 PK 1165
				ALT	+ AC; + PS	6 PK 1740
				ALT	+ PS; - AC	6 PK 1115
1.9 TD						
1905 ccm	66 kW	DHX (XUD9TF/BTF)	10.95 -	ALT	MTR-CODE: XUD9TE; - AC; - PS	6 PK 730
				ALT	MTR-CODE: XUD9TE; + AC; - PS	6 PK 1165
				ALT	MTR-CODE: XUD9TE; + AC; + PS	6 PK 1740
				ALT	MTR-CODE: XUD9TE; + PS; - AC	6 PK 1115
				CAM		ZRK 1262
				CAM		KT 1040
				W-P; CAM		KT 1040 W1
2.0 HDi 95						
1997 ccm	69 kW	RHX (DW10BTED)	10.99 -	ALT	FROM: 02.00; MTR-CODE: DW10ATED;DW10BTED; - AC	6 PK 1470
				ALT	FROM: 02.00; MTR-CODE: DW10ATED;DW10BTED; FOR: DELPHI; + AC	6 PK 1751
				ALT	FROM: 02.00; MTR-CODE: DW10ATED;DW10BTED; FOR: SANDEN; + AC	6 PK 1740
				ALT	FROM: 12.03; MTR-CODE: DW10BTED; + AC	6 PK 1740
				ALT	MTR-CODE: DW10BTED; - AC	6 PK 1470
				ALT	UNTIL: 11.03; MTR-CODE: DW10BTED; FOR: DELPHI; + AC	6 PK 1751
				ALT	UNTIL: 11.03; MTR-CODE: DW10BTED; FOR: SANDEN; + AC	6 PK 1740
				CAM	MTR-CODE: DW10ATED;DW10BTED	ZRK 1352
				CAM	MTR-CODE: DW10ATED4	ZRK 1441
				CAM	FROM ORGA-NO.: 10011; MTR-CODE: DW10ATED4	KT 1480
				CAM	MTR-CODE: DW10ATED; UNTIL ORGA-NO.: 08560	KT 1327
				CAM	MTR-CODE: DW10ATED4; UNTIL ORGA-NO.: 10010	KT 1351
				CAM	MTR-CODE: DW10BTED; FROM ORGA-NO.: 09868	KT 1327
				W-P; CAM	FROM ORGA-NO.: 09868	KT 1327 W1
				W-P; CAM	UNTIL ORGA-NO.: 09867	KT 1518 W1
2.0 HDi 110						
1997 ccm	80 kW	RHZ (DW10ATED)	01.02 -	ALT	FROM: 12.03; MTR-CODE: DW10CTED; - AC	6 PK 1470
				ALT	FROM: 12.03; MTR-CODE: DW10CTED; + AC	6 PK 1740
				CAM		ZRK 1352
				CAM	MTR-CODE: DW10ATED; UNTIL ORGA-NO.: 08560	KT 1327
				CAM	MTR-CODE: DW10BTED; FROM ORGA-NO.: 09868	KT 1327
				CAM	MTR-CODE: DW10CTED	KT 1534 W1
				W-P; CAM	FROM ORGA-NO.: 08561	KT 1518 W1
				W-P; CAM	UNTIL ORGA-NO.: 08560	KT 1327 W1
2.0 HDi 110						
1997 ccm	80 kW	RHW (DW10ATED4)	01.02 -	W-P; CAM	FROM ORGA-NO.: 10011	KT 1480 W1
JUMPY Pritsche/Fahrgestell (BU_, BV_, BW_, BX_)						
2.0						
1997 ccm	100 kW	RFN (EW10J4)	12.03 -	ALT	- AC	6 PK 1190
				ALT	+ AC	6 PK 1710
				CAM		ZRK 1149



CITROËN

JUMPY Pritsche/Fahrgestell (BU_, BV_, BW_, BX_)

2.0						
1997 ccm	100 kW	RFN (EW10J4)	12.03 -	CAM		KT 1244
1.9 TD						
1905 ccm	68 kW	D8B (XUD9TF)	10.99 -	ALT	- AC; - PS	6 PK 730
				ALT	+ AC; - PS	6 PK 1165
				ALT	+ AC; + PS	6 PK 1740
				ALT	+ PS; - AC	6 PK 1115
				CAM		ZRK 1262
				CAM		KT 1040
				W-P; CAM		KT 1040 W1
2.0 HDi 95						
1997 ccm	69 kW	RHX (DW10BTED)	10.99 -	ALT	FROM: 02.00; MTR-CODE: DW10ATED;DW10BTED; - AC	6 PK 1470
				ALT	FROM: 02.00; MTR-CODE: DW10ATED;DW10BTED; FOR: DELPHI; + AC	6 PK 1751
				ALT	FROM: 02.00; MTR-CODE: DW10ATED;DW10BTED; FOR: SANDEN; + AC	6 PK 1740
				ALT	FROM: 02.00; MTR-CODE: DW10BTED; - AC	6 PK 1470
				ALT	FROM: 02.00; MTR-CODE: DW10BTED; + AC	6 PK 1740
				ALT	FROM: 02.00; UNTIL: 11.03; MTR-CODE: DW10BTED; FOR: DELPHI; + AC	6 PK 1751
				CAM	MTR-CODE: DW10ATED;DW10BTED	ZRK 1352
				CAM	MTR-CODE: DW10ATED4	ZRK 1441
				CAM	MTR-CODE: DW10ATED; UNTIL ORGA-NO.: 08560	KT 1327
				CAM	MTR-CODE: DW10ATED4; FROM ORGA-NO.: 10011	KT 1480
				CAM	MTR-CODE: DW10ATED4; UNTIL ORGA-NO.: 10010	KT 1351
				CAM	MTR-CODE: DW10BTED; FROM ORGA-NO.: 09868	KT 1327
				W-P; CAM	FROM ORGA-NO.: 09868	KT 1327 W1
2.0 HDi 110 16V						
1997 ccm	80 kW	RHZ (DW10ATED)	12.03 -	ALT	- AC	6 PK 1470
				ALT	+ AC	6 PK 1740
				CAM	FROM ORGA-NO.: 08561	KT 1518
				CAM	MTR-CODE: DW10CTED	KT 1534 W1
				W-P; CAM	FROM ORGA-NO.: 08561	KT 1518 W1
				W-P; CAM	MTR-CODE: RHZ; UNTIL ORGA-NO.: 08560	KT 1327 W1
2.0 HDi 110						
1997 ccm	80 kW	RHW (DW10ATED4)	12.03 -	W-P; CAM	FROM ORGA-NO.: 10011	KT 1480 W1
JUMPY						
2.0 i						
1997 ccm	103 kW	RFH (EW10A)	01.07 -	ALT	MTR-CODE: EW10AB4	6 PK 1000
				CAM	MTR-CODE: EW10A	ZRK 1588
				CAM		KT 1504
				W-P; CAM		KT 1504 W1
1.6 HDi 90						
1560 ccm	66 kW	9HU (DV6UTED4)	01.07 -	ALT	MTR-CODE: DV6UTED4; - AC	6 PK 1352
				ALT	MTR-CODE: DV6UTED4; + AC	6 PK 1710
				CAM		ZRK 1460
				CAM		KT 1390
				W-P; CAM		KT 1390 W1
2.0 HDi 95						
1997 ccm	72 kW		07.11 -	CAM		ZRK 1592
				CAM		KT 1500
2.0 HDi 120						
1997 ccm	88 kW	RHK (DW10UTED4)	01.07 -	ALT		6 PK 1215
				CAM		ZRK 1452
				CAM		KT 1428
				W-P; CAM		KT 1428 W1
2.0 HDi 125						
1997 ccm	94 kW		07.11 -	CAM		ZRK 1592
				CAM		KT 1500
2.0 HDi 140						
1997 ccm	100 kW	RHR (DW10BTED4)	01.07 -	ALT		6 PK 1215
				CAM		ZRK 1452
				CAM	MTR-CODE: DW10CTED4	ZRK 1592



CITROËN

JUMPY

2.0 HDi 140

1997 ccm	100 kW	RHR (DW10BTED4)	01.07 -	CAM		KT 1428
				CAM	MTR-CODE: DW10CTED4	KT 1500
				W-P; CAM		KT 1428 W1

2.0 HDi 165

1997 ccm	120 kW	RHH (DW10CTED4)	07.10 -	CAM		ZRK 1592
				CAM		KT 1500

JUMPY Kasten

2.0 i

1997 ccm	103 kW	RFH (EW10A)	01.07 -	ALT		6 PK 1000
				W-P; CAM		KT 1504 W1

1.6 HDi 90

1560 ccm	66 kW	9HU (DV6UTED4)	01.07 -	ALT	MTR-CODE: DV6UTED4; - AC	6 PK 1352
				ALT	MTR-CODE: DV6UTED4; + AC	6 PK 1710
				CAM		ZRK 1460
				CAM		KT 1390
				W-P; CAM		KT 1390 W1

2.0 HDi 95

1997 ccm	72 kW		07.11 -	CAM		ZRK 1592
				CAM		KT 1500
				CAM	MTR-CODE: DW10BTED	KT 1534 W1

2.0 HDi 120

1997 ccm	88 kW	RHK (DW10UTED4)	01.07 -	ALT		6 PK 1215
				CAM	MTR-CODE: DW10BTED4FAP	ZRK 1452
				CAM	MTR-CODE: DW10BTED4FAP	KT 1428
				W-P; CAM		KT 1428 W1

2.0 HDi 125

1997 ccm	94 kW		07.11 -	CAM		ZRK 1592
				CAM		KT 1500

2.0 HDi 140

1997 ccm	100 kW	RHR (DW10BTED4)	01.07 -	ALT		6 PK 1215
				CAM		ZRK 1452
				CAM	MTR-CODE: DW10CTED4	ZRK 1592
				CAM		KT 1428
				CAM	MTR-CODE: DW10CTED4	KT 1500
				W-P; CAM		KT 1428 W1

2.0 HDi 165

1997 ccm	120 kW	RHH (DW10CTED4)	07.10 -	CAM		ZRK 1592
				CAM		KT 1500

JUMPER Bus (230P)

2.0

1998 ccm	80 kW	RFW (XU10J2U)	02.94 - 04.02	PS		AVX 10 x 715
				ALT	FROM: 10.95; MTR-CODE: XU10J2C; MOD: 35; - AC	6 PK 698
				ALT	FROM: 10.95; MTR-CODE: XU10J2C; MOD: 35; + AC	6 PK 1100
				ALT	MTR-CODE: XU10J2C; MOD: 27; - AC	6 PK 698
				ALT	MTR-CODE: XU10J2C; MOD: 27; + AC	6 PK 1100
				PS	FROM: 12.96; MTR-CODE: XU10J2C; MOD: 27	4 PK 755
				CAM		ZRK 1127
				CAM		KT 1522

2.0 4x4

1998 ccm	80 kW	RFW (XU10J2U)	08.96 - 04.02	PS		AVX 10 x 715
				ALT	FROM: 09.97; MTR-CODE: XU10J2C; MOD: 27	4 PK 755
				ALT	FROM: 09.97; MTR-CODE: XU10J2C; MOD: 27; - AC	6 PK 698
				ALT	FROM: 09.97; MTR-CODE: XU10J2C; MOD: 27; + AC	6 PK 1100
				ALT	MTR-CODE: XU10J2C; MOD: 31; - AC	6 PK 698
				ALT	MTR-CODE: XU10J2C; MOD: 31; + AC	6 PK 1100
				PS	FROM: 12.96; MTR-CODE: XU10J2C; MOD: 31	4 PK 755
				CAM		ZRK 1127
				CAM		KT 1522

1.9 D

1905 ccm	51 kW	D9B (XUD9A/U)	01.99 - 04.02	ALT	AMP: 120; MOD: 1000; + AC	6 PK 1153
				ALT	AMP: 80; MOD: 1000; + AC	6 PK 1145



CITROËN

JUMPER Bus (230P)

1.9 D

1905 ccm	51 kW	D9B (XUD9A/U)	01.99 - 04.02	ALT	MOD: 1000; - AC	6 PK 730
				PS	MOD: 1000	4 PK 755
				CAM		ZRK 1262
				CAM		KT 1040
				W-P; CAM		KT 1040 W3

1.9 TD

1905 ccm	66 kW	D8C (XUD9UTF)	08.94 - 04.02	PS		AVX 10 x 715
				VAC-P		AVX 10 x 650
				ALT	MTR-CODE: XUD9TF; AMP: 120; MOD: 27; + AC	6 PK 1153
				ALT	MTR-CODE: XUD9TF; AMP: 120; MOD: 31; + AC	6 PK 1153
				ALT	MTR-CODE: XUD9TF; AMP: 80; MOD: 27; + AC	6 PK 1145
				ALT	MTR-CODE: XUD9TF; AMP: 80; MOD: 31; + AC	6 PK 1145
				ALT	MTR-CODE: XUD9TF; MOD: 27; - AC	6 PK 730
				ALT	MTR-CODE: XUD9TF; MOD: 31; - AC	6 PK 730
				CAM		ZRK 1262
				CAM		KT 1040
				W-P; CAM	FROM: 02.97	KT 1040 W3
				W-P; CAM	UNTIL: 01.97	KT 1040 W1

1.9 TD

1905 ccm	68 kW	D8C (XUD9UTF)	02.94 - 04.02	PS		AVX 10 x 715
				VAC-P		AVX 10 x 650
				ALT	AMP: 120; MOD: 31; + AC	6 PK 1153
				ALT	AMP: 80; MOD: 31; + AC	6 PK 1145
				ALT	MOD: 31; - AC	6 PK 730
				PS	FROM: 12.96; MOD: 31	4 PK 755
				CAM		ZRK 1262
				CAM		KT 1040
				W-P; CAM	FROM: 02.97	KT 1040 W3
				W-P; CAM	UNTIL: 01.97	KT 1040 W1

1.9 TD 4x4

1905 ccm	68 kW	D8C (XUD9UTF)	08.96 - 04.02	PS		AVX 10 x 715
				VAC-P		AVX 10 x 650
				ALT	MOD: 31; - AC	6 PK 730
				ALT	MTR-CODE: XUD9TE; AMP: 120; MOD: 31; + AC	6 PK 1153
				ALT	MTR-CODE: XUD9TE; AMP: 80; MOD: 31; + AC	6 PK 1145
				PS	FROM: 12.96; MOD: 31	4 PK 755
				CAM		ZRK 1262
				CAM		KT 1040
				W-P; CAM	FROM: 02.97	KT 1040 W3
				W-P; CAM	UNTIL: 01.97	KT 1040 W1

2.5 D

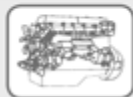
2446 ccm	63 kW	T9A (DJ5)	08.94 - 04.02	AC-C	FROM: 06.95; MOD: 1800	6 PK 913
				AC-C	FROM: 06.95; UNTIL: 11.95; MOD: 1800	6 PK 913
				AC-C	FROM: 10.95; MOD: 35	6 PK 913
				AC-C	FROM: 10.95; UNTIL: 11.95; MOD: 35	6 PK 913
				AC-C	MOD: 1400	6 PK 913
				AC-C	MOD: 31	6 PK 913
				ALT	FROM: 06.95; MOD: 1800; - PS	6 PK 800
				ALT	FROM: 06.95; MOD: 1800; + PS	6 PK 1010
				ALT	FROM: 10.95; MOD: 35; - PS	6 PK 800
				ALT	FROM: 10.95; MOD: 35; + PS	6 PK 1010
				ALT	MOD: 1400; - PS	6 PK 800
				ALT	MOD: 1400; + PS	6 PK 1010
				ALT	MOD: 31; - PS	6 PK 800
				ALT	MOD: 31; + PS	6 PK 1010
				VAC-P	UNTIL: 11.95; MOD: 1400	6 PK 913
				VAC-P	UNTIL: 11.95; MOD: 31	6 PK 913
				W-P	FROM: 05.96; MOD: 1400	3 PK 866
				W-P	FROM: 05.96; MOD: 1800	3 PK 866
				W-P	FROM: 05.96; MOD: 31	3 PK 866
				W-P	FROM: 05.96; MOD: 35	3 PK 866
				W-P	FROM: 06.95; UNTIL: 05.96; MOD: 1800	4 PK 855
				W-P	FROM: 10.95; UNTIL: 05.96; MOD: 35	4 PK 855
				W-P	UNTIL: 05.96; MOD: 1400	4 PK 855
				W-P	UNTIL: 05.96; MOD: 31	4 PK 855
				CAM		ZRK 1141



CITROËN

JUMPER Bus (230P)

2.5 D						
2446 ccm	63 kW	T9A (DJ5)	08.94 - 04.02	CAM		KT 1083
2.5 D 4x4						
2446 ccm	63 kW	T9A (DJ5)	08.96 - 04.02	AC-C	MOD: 31	6 PK 913
				AC-C	MOD: 35	6 PK 913
				ALT	MOD: 31; - PS	6 PK 800
				ALT	MOD: 31; + PS	6 PK 1010
				ALT	MOD: 35; - PS	6 PK 800
				ALT	MOD: 35; + PS	6 PK 1010
				W-P	MOD: 31	3 PK 866
				W-P	MOD: 35	3 PK 866
				CAM		ZRK 1141
				CAM		KT 1083
2.5 TD						
2446 ccm	76 kW	T8A (DJ5T)	08.94 - 04.02	AC-C	FROM: 06.95; MOD: 1800	6 PK 913
				AC-C	FROM: 06.95; UNTIL: 11.95; MOD: 1800	6 PK 913
				AC-C	FROM: 10.95; MOD: 35	6 PK 913
				AC-C	FROM: 10.95; UNTIL: 11.95; MOD: 35	6 PK 913
				AC-C	MOD: 1400	6 PK 913
				AC-C	MOD: 27	6 PK 913
				AC-C	MOD: 31	6 PK 913
				ALT	FROM: 06.95; MOD: 1800; - PS	6 PK 800
				ALT	FROM: 06.95; MOD: 1800; + PS	6 PK 1010
				ALT	FROM: 10.95; MOD: 35; - PS	6 PK 800
				ALT	FROM: 10.95; MOD: 35; + PS	6 PK 1010
				ALT	MOD: 1400; - PS	6 PK 800
				ALT	MOD: 1400; + PS	6 PK 1010
				ALT	MOD: 27; - PS	6 PK 800
				ALT	MOD: 27; + PS	6 PK 1010
				ALT	MOD: 31; - PS	6 PK 800
				ALT	MOD: 31; + PS	6 PK 1010
				VAC-P	UNTIL: 11.95; MOD: 1400	6 PK 913
				VAC-P	UNTIL: 11.95; MOD: 27	6 PK 913
				VAC-P	UNTIL: 11.95; MOD: 31	6 PK 913
				W-P	FROM: 05.96; MOD: 1400	3 PK 945
				W-P	FROM: 05.96; MOD: 1800	3 PK 945
				W-P	FROM: 05.96; MOD: 27	3 PK 945
				W-P	FROM: 05.96; MOD: 31	3 PK 945
				W-P	FROM: 05.96; MOD: 35	3 PK 945
				W-P	FROM: 06.95; UNTIL: 05.96; MOD: 1800	4 PK 950
				W-P	FROM: 10.95; UNTIL: 05.96; MOD: 35	4 PK 950
				W-P	UNTIL: 05.96; MOD: 1400	4 PK 950
				W-P	UNTIL: 05.96; MOD: 27	4 PK 950
				W-P	UNTIL: 05.96; MOD: 31	4 PK 950
				CAM		ZRK 1141
				CAM		KT 1083
2.5 TD 4x4						
2446 ccm	76 kW	T8A (DJ5T)	08.96 - 04.02	AC-C	MOD: 31	6 PK 913
				AC-C	MOD: 35	6 PK 913
				ALT	MOD: 31; - PS	6 PK 800
				ALT	MOD: 31; + PS	6 PK 1010
				ALT	MOD: 35; - PS	6 PK 800
				ALT	MOD: 35; + PS	6 PK 1010
				W-P	MOD: 31	3 PK 945
				W-P	MOD: 35	3 PK 945
				CAM		ZRK 1141
				CAM		KT 1083
2.5 TDi						
2446 ccm	79 kW	THX (DJ5TED)	12.96 - 11.00	AC-C	FROM: 11.97; MOD: 1400	6 PK 913
				AC-C	MOD: 1800	6 PK 913
				AC-C	MOD: 27	6 PK 913
				AC-C	MOD: 31	6 PK 913
				AC-C	MOD: 35	6 PK 913
				ALT	FROM: 11.97; MOD: 1400; - PS	6 PK 800
				ALT	FROM: 11.97; MOD: 1400; + PS	6 PK 1010
				ALT	MOD: 1800; - PS	6 PK 800
				ALT	MOD: 1800; + PS	6 PK 1010
				ALT	MOD: 27; - PS	6 PK 800



CITROËN

JUMPER Bus (230P)

2.5 TDi

2446 ccm	79 kW	THX (DJ5TED)	12.96 - 11.00	ALT	MOD: 27; + PS	6 PK 1010
				ALT	MOD: 31; - PS	6 PK 800
				ALT	MOD: 31; + PS	6 PK 1010
				ALT	MOD: 35; - PS	6 PK 800
				ALT	MOD: 35; + PS	6 PK 1010
				W-P	FROM: 11.97; MOD: 1400	3 PK 945
				W-P	MOD: 1800	3 PK 945
				W-P	MOD: 27	3 PK 945
				W-P	MOD: 31	3 PK 945
				W-P	MOD: 35	3 PK 945
				CAM		ZRK 1078
				CAM		KT 1310

2.5 TDi 4x4

2446 ccm	79 kW	THX (DJ5TED)	12.96 - 11.00	AC-C	MOD: 31	6 PK 913
				AC-C	MOD: 35	6 PK 913
				ALT	MOD: 31; - PS	6 PK 800
				ALT	MOD: 31; + PS	6 PK 1010
				ALT	MOD: 35; - PS	6 PK 800
				ALT	MOD: 35; + PS	6 PK 1010
				W-P	MOD: 31	3 PK 945
				W-P	MOD: 35	3 PK 945
				CAM		ZRK 1078
				CAM		KT 1310

2.8 HDi

2798 ccm	94 kW	8140.43S	09.00 - 04.02	AC-C	MOD: 1000	5 PK 1104
				AC-C	MOD: 1400	5 PK 1104
				AC-C	MOD: 1800	5 PK 1104
				AC-C	MOD: 27	5 PK 1104
				AC-C	MOD: 31	5 PK 1104
				AC-C	MOD: 35	5 PK 1104
				ALT	FROM MTR-NO: 2976898; MOD: 1000	6 PK 950
				ALT	FROM MTR-NO: 2976898; MOD: 1400	6 PK 950
				ALT	FROM MTR-NO: 2976898; MOD: 1800	6 PK 950
				ALT	FROM MTR-NO: 2976898; MOD: 27	6 PK 950
				ALT	FROM MTR-NO: 2976898; MOD: 31	6 PK 950
				ALT	FROM MTR-NO: 2976898; MOD: 35	6 PK 950
				ALT	UNTIL MTR-NO: 2976897; MOD: 1000	6 PK 913
				ALT	UNTIL MTR-NO: 2976897; MOD: 1400	6 PK 913
				ALT	UNTIL MTR-NO: 2976897; MOD: 1800	6 PK 913
				ALT	UNTIL MTR-NO: 2976897; MOD: 27	6 PK 913
				ALT	UNTIL MTR-NO: 2976897; MOD: 31	6 PK 913
				ALT	UNTIL MTR-NO: 2976897; MOD: 35	6 PK 913
				CAM		ZRK 1312
				CAM		KT 1229

2.8 HDi 4x4

2798 ccm	94 kW	8140.43S	09.00 - 04.02	AC-C	MOD: 1800	5 PK 1104
				AC-C	MOD: 35	5 PK 1104
				ALT	FROM MTR-NO: 2976898; MOD: 1800	6 PK 950
				ALT	FROM MTR-NO: 2976898; MOD: 35	6 PK 950
				ALT	UNTIL MTR-NO: 2976897; MOD: 1800	6 PK 913
				ALT	UNTIL MTR-NO: 2976897; MOD: 35	6 PK 913
				CAM		ZRK 1312
				CAM		KT 1229

JUMPER Kasten (230L)

2.0

1998 ccm	80 kW	RFW (XU10J2U)	03.94 - 04.02	PS		AVX 10 x 715
				ALT	FROM: 12.96; MTR-CODE: XU10J2C; MOD: 31	4 PK 755
				ALT	FROM: 12.96; MTR-CODE: XU10J2C; MOD: 35	4 PK 755
				ALT	MTR-CODE: XU10J2C; MOD: 27; - AC	6 PK 698
				ALT	MTR-CODE: XU10J2C; MOD: 27; + AC	6 PK 1100
				ALT	MTR-CODE: XU10J2C; MOD: 31; - AC	6 PK 698
				ALT	MTR-CODE: XU10J2C; MOD: 31; + AC	6 PK 1100
				ALT	MTR-CODE: XU10J2C; MOD: 35; - AC	6 PK 698
				ALT	MTR-CODE: XU10J2C; MOD: 35; + AC	6 PK 1100
				PS	FROM: 12.96; MTR-CODE: XU10J2C; MOD: 27	4 PK 755
				CAM		ZRK 1127



CITROËN

JUMPER Kasten (230L)

2.0

1998 ccm	80 kW	RFW (XU10J2U)	03.94 - 04.02	CAM		KT 1522
----------	-------	---------------	---------------	-----	--	---------

1.9 D

1905 ccm	50 kW	DJY (XUD9A)	07.99 - 04.02	ALT	MOD: 27; - AC	6 PK 730
				ALT	MTR-CODE: XUD9A;XUD9AU; AMP: 120; MOD: 27; + AC	6 PK 1153
				ALT	MTR-CODE: XUD9A;XUD9AU; AMP: 80; MOD: 27; + AC	6 PK 1145
				PS	MOD: 27	4 PK 755
				CAM		ZRK 1262
				CAM		KT 1040
				W-P; CAM		KT 1040 W3

1.9 D

1905 ccm	51 kW	D9B (XUD9A/U)	02.94 - 04.02	PS	UNTIL: 12.96	AVX 10 x 715
				ALT	AMP: 120; MOD: 1000; + AC	6 PK 1153
				ALT	AMP: 120; MOD: 27; + AC	6 PK 1153
				ALT	AMP: 80; MOD: 1000; + AC	6 PK 1145
				ALT	AMP: 80; MOD: 27; + AC	6 PK 1145
				ALT	MOD: 1000; - AC	6 PK 730
				ALT	MOD: 27; - AC	6 PK 730
				PS	FROM: 12.96; MOD: 1000	4 PK 755
				PS	FROM: 12.96; MOD: 27	4 PK 755
				CAM		ZRK 1262
				CAM		KT 1040
				W-P; CAM	FROM: 02.97	KT 1040 W3
				W-P; CAM	UNTIL: 01.97	KT 1040 W1

1.9 TD

1905 ccm	66 kW	DHX (XUD9TF/BTF)	03.94 - 04.02	ALT	AMP: 120; MOD: 27; + AC	6 PK 1153
				ALT	AMP: 80; MOD: 27; + AC	6 PK 1145
				ALT	MOD: 27; - AC	6 PK 730
				CAM		ZRK 1262
				CAM		KT 1040
				W-P; CAM		KT 1040 W3
				W-P; CAM	UNTIL: 01.97	KT 1040 W1

1.9 TD

1905 ccm	68 kW	D8C (XUD9UTF)	03.94 - 04.02	PS	UNTIL: 12.96	AVX 10 x 715
				ALT	AMP: 120; MOD: 27; + AC	6 PK 1153
				ALT	AMP: 80; MOD: 27; + AC	6 PK 1145
				ALT	MOD: 27; - AC	6 PK 730
				PS	FROM: 12.96; MOD: 27	4 PK 755
				CAM		ZRK 1262
				CAM		KT 1040
				W-P; CAM	FROM: 02.97	KT 1040 W3
				W-P; CAM	UNTIL: 01.97	KT 1040 W1

2.0 HDI

1997 ccm	62 kW	RHV (DW10UTD)	11.01 - 04.02	ALT	- AC	6 PK 1470
				ALT	+ AC	6 PK 1185
				PS	FROM CHA-NO.: 17431901	4 PK 755
				CAM	MTR-CODE: DW10TD	ZRK 1352
				CAM	MTR-CODE: DW10TD	KT 1327
				W-P; CAM		KT 1327 W1

2.5 D

2446 ccm	63 kW	T9A (DJ5)	03.94 - 04.02	AC-C	MOD: 1400	6 PK 913
				AC-C	MOD: 1800	6 PK 913
				AC-C	MOD: 31	6 PK 913
				AC-C	MOD: 35	6 PK 913
				ALT	MOD: 1400; - PS	6 PK 800
				ALT	MOD: 1400; + PS	6 PK 1010
				ALT	MOD: 1800; - PS	6 PK 800
				ALT	MOD: 1800; + PS	6 PK 1010
				ALT	MOD: 31; - PS	6 PK 800
				ALT	MOD: 31; + PS	6 PK 1010
				ALT	MOD: 35; - PS	6 PK 800
				ALT	MOD: 35; + PS	6 PK 1010
				VAC-P	UNTIL: 11.95; MOD: 1400	6 PK 913
				VAC-P	UNTIL: 11.95; MOD: 1800	6 PK 913
				VAC-P	UNTIL: 11.95; MOD: 31	6 PK 913
				VAC-P	UNTIL: 11.95; MOD: 35	6 PK 913



CITROËN

JUMPER Kasten (230L)

2.5 D

2446 ccm	63 kW	T9A (DJ5)	03.94 - 04.02	W-P	FROM: 05.96; MOD: 1400	3 PK 866
				W-P	FROM: 05.96; MOD: 1800	3 PK 866
				W-P	FROM: 05.96; MOD: 31	3 PK 866
				W-P	FROM: 05.96; MOD: 35	3 PK 866
				W-P	UNTIL: 05.96; MOD: 1400	4 PK 855
				W-P	UNTIL: 05.96; MOD: 1800	4 PK 855
				W-P	UNTIL: 05.96; MOD: 31	4 PK 855
				W-P	UNTIL: 05.96; MOD: 35	4 PK 855
				CAM		ZRK 1141
				CAM		KT 1083

2.5 D 4x4

2446 ccm	63 kW	T9A (DJ5)	03.00 - 04.02	AC-C	MOD: 31	6 PK 913
				AC-C	MOD: 35	6 PK 913
				ALT	MOD: 31; - PS	6 PK 800
				ALT	MOD: 31; + PS	6 PK 1010
				ALT	MOD: 35; - PS	6 PK 800
				ALT	MOD: 35; + PS	6 PK 1010
				W-P	MOD: 31	3 PK 866
				W-P	MOD: 35	3 PK 866
				CAM		ZRK 1141
				CAM		KT 1083

2.5 TD

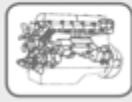
2446 ccm	76 kW	T8A (DJ5T)	03.94 - 04.02	AC-C	MOD: 1400	6 PK 913
				AC-C	MOD: 1800	6 PK 913
				AC-C	MOD: 31	6 PK 913
				AC-C	MOD: 35	6 PK 913
				ALT	MOD: 1400; - PS	6 PK 800
				ALT	MOD: 1400; + PS	6 PK 1010
				ALT	MOD: 1800; - PS	6 PK 800
				ALT	MOD: 1800; + PS	6 PK 1010
				ALT	MOD: 31; - PS	6 PK 800
				ALT	MOD: 31; + PS	6 PK 1010
				ALT	MOD: 35; - PS	6 PK 800
				ALT	MOD: 35; + PS	6 PK 1010
				VAC-P	UNTIL: 11.95; MOD: 1400	6 PK 913
				VAC-P	UNTIL: 11.95; MOD: 1800	6 PK 913
				VAC-P	UNTIL: 11.95; MOD: 31	6 PK 913
				VAC-P	UNTIL: 11.95; MOD: 35	6 PK 913
				W-P	FROM: 05.96; MOD: 1400	3 PK 945
				W-P	FROM: 05.96; MOD: 1800	3 PK 945
				W-P	FROM: 05.96; MOD: 31	3 PK 945
				W-P	FROM: 05.96; MOD: 35	3 PK 945
				W-P	UNTIL: 05.96; MOD: 1400	4 PK 950
				W-P	UNTIL: 05.96; MOD: 1800	4 PK 950
				W-P	UNTIL: 05.96; MOD: 31	4 PK 950
				W-P	UNTIL: 05.96; MOD: 35	4 PK 950
				CAM		ZRK 1141
				CAM		KT 1083

2.5 DT 4x4

2446 ccm	76 kW		10.96 - 08.97	AC-C	MTR-CODE: DJ5T; MOD: 31	6 PK 913
				AC-C	MTR-CODE: DJ5T; MOD: 35	6 PK 913
				ALT	MTR-CODE: DJ5T; MOD: 31; - PS	6 PK 800
				ALT	MTR-CODE: DJ5T; MOD: 31; + PS	6 PK 1010
				ALT	MTR-CODE: DJ5T; MOD: 35; - PS	6 PK 800
				ALT	MTR-CODE: DJ5T; MOD: 35; + PS	6 PK 1010
				W-P	MTR-CODE: DJ5T; MOD: 31	3 PK 945
				W-P	MTR-CODE: DJ5T; MOD: 35	3 PK 945
				CAM		ZRK 1141
				CAM		KT 1083

2.5 TDi

2446 ccm	79 kW	THX (DJ5TED)	12.96 - 11.00	AC-C	FROM: 11.97; MOD: 1400	6 PK 913
				AC-C	FROM: 11.97; MOD: 1800	6 PK 913
				AC-C	MOD: 31	6 PK 913
				AC-C	MOD: 35	6 PK 913
				ALT	FROM: 11.97; MOD: 1400; - PS	6 PK 800
				ALT	FROM: 11.97; MOD: 1400; + PS	6 PK 1010
				ALT	FROM: 11.97; MOD: 1800; - PS	6 PK 800



CITROËN

JUMPER Kasten (230L)

2.5 TDi						
2446 ccm	79 kW	THX (DJ5TED)	12.96 - 11.00	ALT	FROM: 11.97; MOD: 1800; + PS	6 PK 1010
				ALT	MOD: 31; - PS	6 PK 800
				ALT	MOD: 31; + PS	6 PK 1010
				ALT	MOD: 35; - PS	6 PK 800
				ALT	MOD: 35; + PS	6 PK 1010
				W-P	FROM: 11.97; MOD: 1400	3 PK 945
				W-P	FROM: 11.97; MOD: 1800	3 PK 945
				W-P	MOD: 31	3 PK 945
				W-P	MOD: 35	3 PK 945
				CAM		ZRK 1078
				CAM		KT 1310

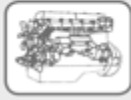
2.5 TDi 4x4						
2446 ccm	79 kW	THX (DJ5TED)	03.00 - 11.00	AC-C	MOD: 31	6 PK 913
				AC-C	MOD: 35	6 PK 913
				ALT	MOD: 31; - PS	6 PK 800
				ALT	MOD: 31; + PS	6 PK 1010
				ALT	MOD: 35; - PS	6 PK 800
				ALT	MOD: 35; + PS	6 PK 1010
				W-P	MOD: 31	3 PK 945
				W-P	MOD: 35	3 PK 945
				CAM		ZRK 1078
				CAM		KT 1310

2.8 HDi						
2798 ccm	94 kW	8140.43S	09.00 - 04.02	AC-C	MOD: 1000	5 PK 1104
				AC-C	MOD: 1400	5 PK 1104
				AC-C	MOD: 1800	5 PK 1104
				AC-C	MOD: 27	5 PK 1104
				AC-C	MOD: 31	5 PK 1104
				AC-C	MOD: 35	5 PK 1104
				ALT	FROM MTR-NO: 2976898; MOD: 1000	6 PK 950
				ALT	FROM MTR-NO: 2976898; MOD: 1400	6 PK 950
				ALT	FROM MTR-NO: 2976898; MOD: 1800	6 PK 950
				ALT	FROM MTR-NO: 2976898; MOD: 27	6 PK 950
				ALT	FROM MTR-NO: 2976898; MOD: 31	6 PK 950
				ALT	FROM MTR-NO: 2976898; MOD: 35	6 PK 950
				ALT	UNTIL MTR-NO: 2976897; MOD: 1000	6 PK 913
				ALT	UNTIL MTR-NO: 2976897; MOD: 1400	6 PK 913
				ALT	UNTIL MTR-NO: 2976897; MOD: 1800	6 PK 913
				ALT	UNTIL MTR-NO: 2976897; MOD: 27	6 PK 913
				ALT	UNTIL MTR-NO: 2976897; MOD: 31	6 PK 913
				ALT	UNTIL MTR-NO: 2976897; MOD: 35	6 PK 913
				CAM		ZRK 1312
				CAM		KT 1229

2.8 HDi 4x4						
2798 ccm	94 kW	8140.43S	09.00 - 04.02	AC-C	MOD: 1400	5 PK 1104
				AC-C	MOD: 1800	5 PK 1104
				AC-C	MOD: 31	5 PK 1104
				AC-C	MOD: 35	5 PK 1104
				ALT	FROM MTR-NO: 2976898; MOD: 1400	6 PK 950
				ALT	FROM MTR-NO: 2976898; MOD: 1800	6 PK 950
				ALT	FROM MTR-NO: 2976898; MOD: 31	6 PK 950
				ALT	FROM MTR-NO: 2976898; MOD: 35	6 PK 950
				ALT	UNTIL MTR-NO: 2976897; MOD: 1400	6 PK 913
				ALT	UNTIL MTR-NO: 2976897; MOD: 1800	6 PK 913
				ALT	UNTIL MTR-NO: 2976897; MOD: 31	6 PK 913
				ALT	UNTIL MTR-NO: 2976897; MOD: 35	6 PK 913
				CAM		ZRK 1312
				CAM		KT 1229

JUMPER Pritsche/Fahrgestell (230)

2.0						
1998 ccm	80 kW	RFW (XU10J2U)	03.94 - 04.02	ALT	MTR-CODE: XU10J2C; MOD: 31; - AC	6 PK 698
				ALT	MTR-CODE: XU10J2C; MOD: 31; + AC	6 PK 1100
				ALT	MTR-CODE: XU10J2C; MOD: 35; - AC	6 PK 698
				ALT	MTR-CODE: XU10J2C; MOD: 35; + AC	6 PK 1100
				PS	FROM: 12.96; MTR-CODE: XU10J2C; MOD: 31	4 PK 755
				PS	FROM: 12.96; MTR-CODE: XU10J2C; MOD: 35	4 PK 755



CITROËN

JUMPER Pritsche/Fahrgestell (230)

2.0						
1998 ccm	80 kW	RFW (XU10J2U)	03.94 - 04.02	CAM CAM		ZRK 1127 KT 1522
1.9 TD						
1905 ccm	66 kW	DHX (XUD9TF/BTF)	03.94 - 04.02	ALT ALT ALT CAM CAM W-P; CAM W-P; CAM	AMP: 120; MOD: 31; + AC AMP: 80; MOD: 31; + AC MOD: 31; - AC FROM: 02.97 UNTIL: 01.97	6 PK 1153 6 PK 1145 6 PK 730 ZRK 1262 KT 1040 KT 1040 W3 KT 1040 W1
1.9 TD						
1905 ccm	68 kW	D8C (XUD9UTF)	03.94 - 04.02	ALT ALT ALT CAM CAM W-P; CAM W-P; CAM	AMP: 120; MOD: 31; + AC AMP: 80; MOD: 31; + AC MOD: 31; - AC FROM: 02.97 UNTIL: 01.97	6 PK 1153 6 PK 1145 6 PK 730 ZRK 1262 KT 1040 KT 1040 W3 KT 1040 W1
2.5 D						
2446 ccm	63 kW	T9A (DJ5)	03.94 - 04.02	PS AC-C AC-C AC-C AC-C ALT ALT ALT ALT ALT ALT ALT ALT ALT VAC-P VAC-P VAC-P VAC-P W-P W-P W-P W-P W-P W-P W-P W-P W-P CAM CAM	MOD: 1400 MOD: 1800 MOD: 31 MOD: 35 MOD: 1400; - PS MOD: 1400; + PS MOD: 1800; - PS MOD: 1800; + PS MOD: 31; - PS MOD: 31; + PS MOD: 35; - PS MOD: 35; + PS UNTIL: 11.95; MOD: 1400 UNTIL: 11.95; MOD: 1800 UNTIL: 11.95; MOD: 31 UNTIL: 11.95; MOD: 35 FROM: 05.96; MOD: 1400 FROM: 05.96; MOD: 1800 FROM: 05.96; MOD: 31 FROM: 05.96; MOD: 35 UNTIL: 05.96; MOD: 1400 UNTIL: 05.96; MOD: 1800 UNTIL: 05.96; MOD: 31 UNTIL: 05.96; MOD: 35	AVX 10 x 715 6 PK 913 6 PK 913 6 PK 913 6 PK 913 6 PK 800 6 PK 1010 6 PK 800 6 PK 1010 6 PK 800 6 PK 1010 6 PK 800 6 PK 1010 6 PK 913 6 PK 913 6 PK 913 6 PK 913 3 PK 866 3 PK 866 3 PK 866 3 PK 866 4 PK 855 4 PK 855 4 PK 855 4 PK 855 ZRK 1141 KT 1083
2.5 D 4x4						
2446 ccm	63 kW	T9A (DJ5)	03.00 - 04.02	AC-C AC-C ALT ALT ALT ALT W-P W-P CAM CAM	MOD: 31 MOD: 35 MOD: 31; - PS MOD: 31; + PS MOD: 35; - PS MOD: 35; + PS MOD: 31 MOD: 35	6 PK 913 6 PK 913 6 PK 800 6 PK 1010 6 PK 800 6 PK 1010 3 PK 866 3 PK 866 ZRK 1141 KT 1083
2.5 TD						
2446 ccm	76 kW	T8A (DJ5T)	03.94 - 04.02	PS AC-C AC-C AC-C ALT ALT ALT ALT	MOD: 1400 MOD: 31 MOD: 35 MOD: 1400; - PS MOD: 1400; + PS MOD: 31; - PS MOD: 31; + PS	AVX 10 x 715 6 PK 913 6 PK 913 6 PK 913 6 PK 800 6 PK 1010 6 PK 800 6 PK 1010



CITROËN

JUMPER Pritsche/Fahrgestell (230)

2.5 TD						
2446 ccm	76 kW	T8A (DJ5T)	03.94 - 04.02	ALT	MOD: 35; - PS	6 PK 800
				ALT	MOD: 35; + PS	6 PK 1010
				VAC-P	UNTIL: 11.95; MOD: 1400	6 PK 913
				VAC-P	UNTIL: 11.95; MOD: 31	6 PK 913
				VAC-P	UNTIL: 11.95; MOD: 35	6 PK 913
				W-P	FROM: 05.96; MOD: 1400	3 PK 945
				W-P	FROM: 05.96; MOD: 31	3 PK 945
				W-P	FROM: 05.96; MOD: 35	3 PK 945
				W-P	UNTIL: 05.96; MOD: 1400	4 PK 950
				W-P	UNTIL: 05.96; MOD: 31	4 PK 950
				W-P	UNTIL: 05.96; MOD: 35	4 PK 950
				CAM		ZRK 1141
				CAM		KT 1083

2.5 TDi						
2446 ccm	79 kW	THX (DJ5TED)	12.96 - 04.02	AC-C	FROM: 11.97; MOD: 1400	6 PK 913
				AC-C	MOD: 31	6 PK 913
				AC-C	MOD: 35	6 PK 913
				ALT	FROM: 11.97; MOD: 1400; - PS	6 PK 800
				ALT	FROM: 11.97; MOD: 1400; + PS	6 PK 1010
				ALT	MOD: 31; - PS	6 PK 800
				ALT	MOD: 31; + PS	6 PK 1010
				ALT	MOD: 35; - PS	6 PK 800
				ALT	MOD: 35; + PS	6 PK 1010
				W-P	FROM: 11.97; MOD: 1400	3 PK 945
				W-P	MOD: 31	3 PK 945
				W-P	MOD: 35	3 PK 945
				CAM		ZRK 1078
				CAM		KT 1310

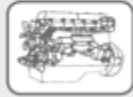
2.5 TDi 4x4						
2446 ccm	79 kW	THX (DJ5TED)	03.00 - 04.02	AC-C	MOD: 31	6 PK 913
				AC-C	MOD: 35	6 PK 913
				ALT	MOD: 31; - PS	6 PK 800
				ALT	MOD: 31; + PS	6 PK 1010
				ALT	MOD: 35; - PS	6 PK 800
				ALT	MOD: 35; + PS	6 PK 1010
				W-P	MOD: 31	3 PK 945
				W-P	MOD: 35	3 PK 945
				CAM		ZRK 1078
				CAM		KT 1310

2.8 HDi						
2798 ccm	93 kW	8140.43S	10.00 - 01.02	AC-C	MOD: 31	5 PK 1104
				AC-C	MOD: 35	5 PK 1104
				ALT	FROM MTR-NO: 2976898; MOD: 31	6 PK 950
				ALT	FROM MTR-NO: 2976898; MOD: 35	6 PK 950
				ALT	UNTIL MTR-NO: 2976897; MOD: 31	6 PK 913
				ALT	UNTIL MTR-NO: 2976897; MOD: 35	6 PK 913
				CAM		ZRK 1312
				CAM		KT 1229

2.8 HDi						
2798 ccm	94 kW	8140.43S	09.00 - 04.02	AC-C	MOD: 1400	5 PK 1104
				AC-C	MOD: 1800	5 PK 1104
				AC-C	MOD: 31	5 PK 1104
				ALT	FROM MTR-NO: 2976898; MOD: 1400	6 PK 950
				ALT	FROM MTR-NO: 2976898; MOD: 1800	6 PK 950
				ALT	FROM MTR-NO: 2976898; MOD: 31	6 PK 950
				ALT	UNTIL MTR-NO: 2976897; MOD: 1400	6 PK 913
				ALT	UNTIL MTR-NO: 2976897; MOD: 1800	6 PK 913
				ALT	UNTIL MTR-NO: 2976897; MOD: 31	6 PK 913
				CAM		ZRK 1312
				CAM		KT 1229

JUMPER Bus (244, Z_)

2.0						
1998 ccm	81 kW	XU10J2	04.02 -	ALT	- AC	6 PK 698
				ALT	+ AC	6 PK 1100
				PS		4 PK 755
				CAM		ZRK 1127



CITROËN

JUMPER Bus (244, Z_)

2.0						
1998 ccm	81 kW	XU10J2	04.02 -	CAM		KT 1522
2.0 bivalent						
1998 ccm	81 kW	XU10J2	02.03 -	ALT	- AC	6 PK 698
				ALT	+ AC	6 PK 1100
				PS		4 PK 755
				CAM		ZRK 1127
				CAM		KT 1522
2.0 HDi						
1997 ccm	62 kW	RHV (DW10UTD)	04.02 -	ALT	FROM: 05.04; MTR-CODE: DW10TD; - AC	6 PK 870
				ALT	MTR-CODE: DW10TD; + AC	6 PK 1185
				ALT	UNTIL: 05.04; MTR-CODE: DW10TD; - AC	6 PK 1470
				PS	FROM CHA-NO.: 17431901; MTR-CODE: DW10TD	4 PK 755
				CAM	MTR-CODE: DW10TD	ZRK 1352
				CAM	MTR-CODE: DW10TD	KT 1327
				W-P; CAM		KT 1327 W1
2.2 HDi						
2179 ccm	74 kW	4HY (DW12UTED4)	04.02 -	ALT	FROM: 05.04; MTR-CODE: DW12UTED; - AC	6 PK 870
				ALT	MTR-CODE: DW12UTED; - AC	6 PK 1470
				ALT	MTR-CODE: DW12UTED; + AC	6 PK 1185
				PS	FROM CHA-NO.: 17431901; MTR-CODE: DW12UTED	4 PK 755
				PS	MTR-CODE: DW12UTED	4 PK 755
				CAM	MTR-CODE: DW12UTED	ZRK 1456
				CAM	FROM: 04.04; MTR-CODE: DW12UTED	KT 1417
				CAM	UNTIL: 04.04; MTR-CODE: DW12UTED	KT 1353
				W-P; CAM	FROM: 04.04	KT 1417 W1
				W-P; CAM	UNTIL: 04.04	KT 1353 W1
2.8 HDi						
2798 ccm	94 kW	8140.43S	04.02 -	AC-C	MTR-CODE: F28TDCR	5 PK 1104
				ALT	MTR-CODE: F28TDCR; + AUTO-TM	6 PK 995
				ALT	MTR-CODE: F28TDCR; + MAN-TM	6 PK 950
				CAM		ZRK 1312
				CAM		KT 1229
JUMPER Kasten (244)						
2.0						
1998 ccm	81 kW	XU10J2	04.02 -	ALT	- AC	6 PK 698
				ALT	+ AC	6 PK 1100
				PS		4 PK 755
				CAM		ZRK 1127
				CAM		KT 1522
2.0 bivalent						
1998 ccm	81 kW	XU10J2	02.03 -	ALT	- AC	6 PK 698
				ALT	+ AC	6 PK 1100
				PS		4 PK 755
				CAM		ZRK 1127
				CAM		KT 1522
2.0 HDi						
1997 ccm	62 kW	RHV (DW10TD);RHV (DW10UTD)	04.02 -	ALT	FROM: 05.04; MTR-CODE: DW10TD; - AC	6 PK 870
				ALT	MTR-CODE: DW10TD; + AC	6 PK 1185
				ALT	UNTIL: 05.04; MTR-CODE: DW10TD; - AC	6 PK 1470
				PS	FROM CHA-NO.: 17431901; MTR-CODE: DW10TD	4 PK 755
				CAM	MTR-CODE: DW10TD	ZRK 1352
				CAM	MTR-CODE: DW10TD	KT 1327
				W-P; CAM		KT 1327 W1
2.2 HDi						
2179 ccm	74 kW	4HY (DW12UTED4)	04.02 -	ALT	FROM: 05.04; MTR-CODE: DW12UTED; - AC	6 PK 870
				ALT	MTR-CODE: DW12UTED; - AC	6 PK 1470
				ALT	MTR-CODE: DW12UTED; + AC	6 PK 1185
				PS	FROM CHA-NO.: 17431901; MTR-CODE: DW12UTED	4 PK 755
				PS	MTR-CODE: DW12UTED	4 PK 755
				CAM	MTR-CODE: DW12UTED	ZRK 1456
				CAM	FROM: 04.04; MTR-CODE: DW12UTED	KT 1417



CITROËN

JUMPER Kasten (244)

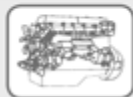
2.2 HDi						
2179 ccm	74 kW	4HY (DW12UTED4)	04.02 -	CAM W-P; CAM W-P; CAM	UNTIL: 04.04; MTR-CODE: DW12UTED FROM: 04.04 UNTIL: 04.04	KT 1353 KT 1417 W1 KT 1353 W1
2.8 HDi						
2798 ccm	94 kW	8140.43S	04.02 -	AC-C ALT ALT CAM CAM	MTR-CODE: F28TDCR MTR-CODE: F28TDCR; + AUTO-TM MTR-CODE: F28TDCR; + MAN-TM	5 PK 1104 6 PK 995 6 PK 950 ZRK 1312 KT 1229
2.8 HDi 4x4						
2798 ccm	94 kW	8140.43S	04.02 -	AC-C ALT ALT CAM CAM	+ AUTO-TM + MAN-TM	5 PK 1104 6 PK 995 6 PK 950 ZRK 1312 KT 1229
2.8 HDi						
2798 ccm	107 kW	8140.43N	05.04 -	CAM		ZRK 1332

JUMPER Pritsche/Fahrgestell (244)

2.0 HDi						
1997 ccm	62 kW	RHV (DW10UTD)	04.02 -	ALT ALT ALT PS CAM CAM W-P; CAM	FROM: 05.04; MTR-CODE: DW10TD; - AC MTR-CODE: DW10TD; + AC UNTIL: 05.04; MTR-CODE: DW10TD; - AC FROM CHA-NO.: 17431901; MTR-CODE: DW10TD MTR-CODE: DW10TD MTR-CODE: DW10TD	6 PK 870 6 PK 1185 6 PK 1470 4 PK 755 ZRK 1352 KT 1327 KT 1327 W1
2.2 HDi 16V						
2179 ccm	74 kW	4HY (DW12UTED4)	04.02 -	ALT ALT PS CAM CAM CAM W-P; CAM W-P; CAM	- AC + AC MTR-CODE: DW12UTED FROM: 04.04; MTR-CODE: DW12UTED UNTIL: 04.04; MTR-CODE: DW12UTED FROM: 04.04 UNTIL: 04.04	6 PK 1470 6 PK 1185 4 PK 755 ZRK 1456 KT 1417 KT 1353 KT 1417 W1 KT 1353 W1
2.2 HDi						
2179 ccm	74 kW	4HY (DW12UTED4)	02.02 -	ALT ALT ALT PS CAM CAM CAM W-P; CAM W-P; CAM	FROM: 05.04; MTR-CODE: DW12UTED; - AC MTR-CODE: DW12UTED; + AC UNTIL: 05.04; MTR-CODE: DW12UTED; - AC FROM CHA-NO.: 17431901; MTR-CODE: DW12UTED MTR-CODE: DW12UTED FROM: 04.04; MTR-CODE: DW12UTED UNTIL: 04.04; MTR-CODE: DW12UTED MTR-CODE: DW12TED; FROM: 04.04 MTR-CODE: DW12TED; UNTIL: 04.04	6 PK 870 6 PK 1185 6 PK 1470 4 PK 755 ZRK 1456 KT 1417 KT 1353 KT 1417 W1 KT 1353 W1
2.8 HDi						
2798 ccm	94 kW	8140.43S	04.02 -	CAM CAM		ZRK 1312 KT 1229
2.8 HDi						
2800 ccm	107 kW	8140.43N	05.04 -	AC-C AC-C ALT ALT CAM	MTR-CODE: 814043N MTR-CODE: 814043S MTR-CODE: 814043N MTR-CODE: 814043S; + MAN-TM	5 PK 1104 5 PK 1104 6 PK 950 6 PK 950 ZRK 1332
2.8 HDi 4x4						
2798 ccm	94 kW	F28TDCR	02.02 -	AC-C ALT ALT CAM CAM	+ AUTO-TM + MAN-TM	5 PK 1104 6 PK 995 6 PK 950 ZRK 1312 KT 1229

JUMPER Bus

2.2 HDi 100						
2198 ccm	74 kW	4HV (P22DTE)	04.06 -	ALT	- AC	6 EPK 873



CITROËN

JUMPER Bus

2.2 HDi 100

2198 ccm	74 kW	4HV (P22DTE)	04.06 -	ALT PS	MTR-CODE: 22DT; + AC	6 PK 1670 4 EPK 922
----------	-------	--------------	---------	-----------	----------------------	------------------------

2.2 HDi 120

2198 ccm	88 kW	4HU (P22DTE)	04.06 -	ALT ALT PS	- AC MTR-CODE: 22DT; + AC	6 EPK 873 6 PK 1670 4 EPK 922
----------	-------	--------------	---------	------------------	------------------------------	-------------------------------------

3.0 HDi 160

2999 ccm	116 kW	F1CE0481D (F30DT)	09.06 -	ALT	MTR-CODE: F30DT	6 PK 1165
----------	--------	-------------------	---------	-----	-----------------	-----------

JUMPER Kasten

2.2 HDi 100

2198 ccm	74 kW	4HV (P22DTE)	04.06 -	ALT ALT PS	- AC MTR-CODE: 22DT; + AC	6 EPK 873 6 PK 1670 4 EPK 922
----------	-------	--------------	---------	------------------	------------------------------	-------------------------------------

2.2 HDi 120

2198 ccm	88 kW	4HU (P22DTE)	04.06 -	ALT ALT PS	- AC MTR-CODE: 22DT; + AC	6 EPK 873 6 PK 1670 4 EPK 922
----------	-------	--------------	---------	------------------	------------------------------	-------------------------------------

3.0 HDi 160

2999 ccm	116 kW	F1CE0481D (F30DT)	09.06 -	AC-C ALT	MTR-CODE: F30DT	4 EPK 1102 6 PK 1165
----------	--------	-------------------	---------	-------------	-----------------	-------------------------

JUMPER Pritsche/Fahrgestell

2.2 HDi 100

2198 ccm	74 kW	4HV (P22DTE)	04.06 -	ALT ALT PS	- AC MTR-CODE: 22DT; + AC	6 EPK 873 6 PK 1670 4 EPK 922
----------	-------	--------------	---------	------------------	------------------------------	-------------------------------------

2.2 HDi 120

2198 ccm	88 kW	4HU (P22DTE)	04.06 -	ALT ALT PS	- AC MTR-CODE: 22DT; + AC	6 EPK 873 6 PK 1670 4 EPK 922
----------	-------	--------------	---------	------------------	------------------------------	-------------------------------------

3.0 HDi 160

2999 ccm	116 kW	F1CE0481D (F30DT)	09.06 -	AC-C ALT	MTR-CODE: F30DT	4 EPK 1102 6 PK 1165
----------	--------	-------------------	---------	-------------	-----------------	-------------------------

DAIHATSU

EXTOL Bus (S22_, S23_)

1.3

1298 ccm	63 kW	K3-VE	07.00 -	AC-C		4 PK 705
----------	-------	-------	---------	------	--	----------

HIJET Bus (S85)

1.0 i

993 ccm	35 kW	CB42	07.94 -	ALT CAM		AVX 10 x 800 ZRK 1155
---------	-------	------	---------	------------	--	--------------------------

HIJET Kasten (S85)

1.0

993 ccm	33 kW	CB41	12.92 -	ALT CAM		AVX 10 x 800 ZRK 1155
---------	-------	------	---------	------------	--	--------------------------

FIAT

SCUDO Combinato (220P)

1.6

1581 ccm	58 kW	220 A 2.000	02.96 - 12.06	PS AC-C ALT ALT CAM CAM	- AC + AC	AVX 10 x 690 6 PK 925 6 PK 894 4 PK 905 ZRK 1244 KT 1037
----------	-------	-------------	---------------	--	--------------	---

2.0 16V

1997 ccm	100 kW	RFN	06.00 - 12.06	ALT ALT CAM CAM W-P; CAM	- AC + AC	6 PK 1190 6 PK 1710 ZRK 1149 KT 1244 KT 1244 W3
----------	--------	-----	---------------	--------------------------------------	--------------	---



FIAT

SCUDO Combinato (220P)

1.9 D						
1868 ccm	51 kW	WJZ (DW8)	04.98 - 12.06	ALT	FROM: 08.98; - AC; - PS	6 PK 865
				ALT	FROM: 08.98; MTR-CODE: DW8; + AC; + PS	6 PK 1735
				ALT	FROM: 08.98; MTR-CODE: WJY; - AC	6 PK 1440
				ALT	FROM: 08.98; OE-NO.: 96330104; + AC; - PS	6 PK 1045
				ALT	FROM: 08.98; UNTIL: 10.99; UNTIL ORGA-NO.: 8374; + PS; - AC	6 PK 1390
				ALT	FROM: 08.98; UNTIL: 12.02; MTR-CODE: WJY; UNTIL ORGA-NO.: 9520; + AC	6 PK 1735
				ALT	FROM: 10.99; MTR-CODE: DW8; FROM ORGA-NO.: 8375; + PS; - AC	6 PK 1440
				ALT	FROM: 12.02; MTR-CODE: WJY; FROM ORGA-NO.: 9521; + AC	6 PK 1675
				CAM		ZRK 1351
				CAM		KT 1433
				W-P; CAM		KT 1517 W1

1.9 D						
1905 ccm	51 kW	D9B	02.96 - 04.98	ALT	- AC; - PS	6 PK 730
				ALT	+ AC; - PS	6 PK 1165
				ALT	+ AC; + PS	6 PK 1740
				ALT	+ PS; - AC	6 PK 1115
				CAM		ZRK 1262
				CAM		KT 1040
				W-P; CAM	FROM: 04.97; FROM VET-NO.: 7391	KT 1040 W3
				W-P; CAM	UNTIL: 03.97; UNTIL VET-NO.: 7390	KT 1040 W1

1.9 TD Eco						
1905 ccm	66 kW	DHX (XUD9TF/L)	02.96 - 12.06	ALT	FROM: 05.97; - AC; - PS	6 PK 730
				ALT	FROM: 05.97; + AC; - PS	6 PK 1165
				ALT	FROM: 05.97; + AC; + PS	6 PK 1740
				ALT	FROM: 05.97; + PS; - AC	6 PK 1115
				CAM		ZRK 1262
				CAM		KT 1040
				W-P; CAM	FROM: 03.97; FROM VET-NO.: 7390	KT 1040 W3
				W-P; CAM	UNTIL: 03.97; UNTIL VET-NO.: 7390	KT 1040 W1

1.9 TD						
1905 ccm	68 kW	D8B	02.96 - 12.06	ALT	- AC; - PS	6 PK 730
				ALT	+ AC; - PS	6 PK 1165
				ALT	+ AC; + PS	6 PK 1740
				ALT	+ PS; - AC	6 PK 1115
				CAM		ZRK 1262
				CAM		KT 1040
				W-P; CAM	FROM: 04.97; FROM VET-NO.: 7391	KT 1040 W3
				W-P; CAM	UNTIL: 03.97; UNTIL VET-NO.: 7390	KT 1040 W1

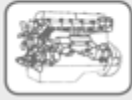
2.0 JTD						
1997 ccm	69 kW	RHX	01.04 - 12.06	ALT	- AC	6 PK 1470
				ALT	FROM CHA-NO.: 0008983; + AC	6 PK 1740
				CAM		ZRK 1352
				CAM		KT 1518
				W-P; CAM		KT 1518 W1

2.0 JTD						
1997 ccm	80 kW	RHZ	12.99 - 12.06	ALT	- AC	6 PK 1470
				ALT	FROM: 06.01; FOR: SANDEN; + AC	6 PK 1740
				ALT	UNTIL: 06.01; UNTIL CHA-NO.: 0008982; FOR: DELPHI; + AC	5 PK 970
				CAM		ZRK 1352
				CAM	FROM: 04.00	KT 1518
				CAM	UNTIL: 04.00	KT 1327
				W-P; CAM	FROM: 04.00	KT 1518 W1
				W-P; CAM	UNTIL: 04.00	KT 1327 W1

2.0 JTD 16V						
1997 ccm	80 kW	RHW (DW10ATED4)	05.99 - 12.06	W-P; CAM	FROM: 04.04	KT 1480 W1

SCUDO Kasten (220L)

1.6						
1581 ccm	58 kW	220 A 2.000	02.96 - 12.06	PS		AVX 10 x 685
				AC-C		6 PK 925
				ALT	- AC	6 PK 894
				ALT	+ AC	4 PK 905



FIAT

SCUDO Kasten (220L)

1.6						
1581 ccm	58 kW	220 A 2.000	02.96 - 12.06	CAM CAM		ZRK 1244 KT 1037
2.0						
1997 ccm	100 kW	RFN	05.00 - 12.06	ALT ALT W-P; CAM	- AC + AC	6 PK 1190 6 PK 1710 KT 1244 W3
1.9 D						
1868 ccm	51 kW	WJZ (DW8)	04.98 - 12.06	ALT ALT ALT ALT ALT ALT ALT CAM CAM W-P; CAM	- AC; - PS FROM: 10.99; MTR-CODE: DW8;WJZ; FROM ORGA-NO.: 8375; + PS; - AC FROM: 12.02; MTR-CODE: WJY; FROM ORGA-NO.: 9521; + AC MTR-CODE: DW8;WJZ; + AC; + PS MTR-CODE: WJY; - AC OE-NO.: 96330104; + AC; - PS UNTIL: 10.99; UNTIL ORGA-NO.: 8374; + PS; - AC UNTIL: 12.02; MTR-CODE: WJY; UNTIL ORGA-NO.: 9520; + AC	6 PK 865 6 PK 1440 6 PK 1675 6 PK 1735 6 PK 1440 6 PK 1045 6 PK 1390 6 PK 1735 ZRK 1351 KT 1433 KT 1517 W1
1.9 D						
1905 ccm	51 kW	D9B	02.96 - 12.06	ALT ALT ALT ALT CAM CAM W-P; CAM W-P; CAM	- AC; - PS + AC; - PS + AC; + PS + PS; - AC	6 PK 730 6 PK 1165 6 PK 1740 6 PK 1115 ZRK 1262 KT 1040 KT 1040 W3 KT 1040 W1
1.9 TD						
1905 ccm	66 kW	DHX (XUD9TF/L)	02.96 - 12.06	ALT ALT ALT ALT CAM CAM W-P; CAM W-P; CAM	FROM: 04.98; - AC; - PS FROM: 04.98; + AC; - PS FROM: 04.98; + AC; + PS FROM: 04.98; + PS; - AC	6 PK 730 6 PK 1165 6 PK 1740 6 PK 1115 ZRK 1262 KT 1040 KT 1040 W3 KT 1040 W1
1.9 TD						
1905 ccm	68 kW	D8B	02.98 - 12.06	ALT ALT ALT ALT CAM CAM W-P; CAM	- AC; - PS + AC; - PS + AC; + PS + PS; - AC	6 PK 730 6 PK 1165 6 PK 1740 6 PK 1115 ZRK 1262 KT 1040 KT 1040 W3
2.0 JTD						
1997 ccm	69 kW	RHX	12.99 - 12.06	ALT ALT ALT ALT ALT ALT ALT CAM CAM CAM W-P; CAM W-P; CAM	FROM: 06.01; FROM CHA-NO.: 0008983; MTR-CODE: RHX; + AC FROM: 06.01; MTR-CODE: RHX;RHZ; FOR: SANDEN; + AC MTR-CODE: RHX; - AC MTR-CODE: RHX;RHZ; - AC UNTIL: 06.01; UNTIL CHA-NO.: 0008982; MTR-CODE: RHX; FOR: DELPHI; + AC UNTIL: 06.01; UNTIL CHA-NO.: 0008982; MTR-CODE: RHX; FOR: SANDEN; + AC UNTIL: 06.01; UNTIL CHA-NO.: 0008982; MTR-CODE: RHX;RHZ; FOR: DELPHI; + AC	6 PK 1740 6 PK 1740 6 PK 1470 6 PK 1470 5 PK 970 6 PK 1740 5 PK 970 ZRK 1352 KT 1518 KT 1327 KT 1518 W1 KT 1327 W1
2.0 JTD						
1997 ccm	80 kW	RHZ	12.02 - 12.06	ALT	- AC	6 PK 1470



FIAT

SCUDO Kasten (220L)

2.0 JTD

1997 ccm	80 kW	RHZ	12.02 - 12.06	ALT	FROM CHA-NO.: 0008983; MTR-CODE: RHW; + AC	6 PK 1740
				ALT	MTR-CODE: RHM; + AC	6 PK 1740
				CAM		ZRK 1352
				CAM		KT 1518
				W-P; CAM		KT 1518 W1

2.0 JTD 16V

1997 ccm	80 kW	RHW (DW10ATED4)	05.99 - 12.06	W-P; CAM	FROM: 04.04	KT 1480 W1
----------	-------	-----------------	---------------	----------	-------------	------------

SCUDO (270_)

1.6 D Multijet

1560 ccm	66 kW	9HU	01.07 -	ALT	+ AC	6 PK 1710
				CAM		ZRK 1460
				CAM		KT 1390
				W-P; CAM	MTR-CODE: DV6UTED4	KT 1390 W1

2.0 D Multijet

1997 ccm	88 kW	RHK	01.07 -	ALT		6 PK 1215
				CAM	MTR-CODE: DW10BTED4FAP	ZRK 1452
				CAM	MTR-CODE: DW10BTED4FAP	KT 1428
				W-P; CAM		KT 1428 W1

2.0 D Multijet

1997 ccm	94 kW	RH02	04.11 -	CAM		ZRK 1592
----------	-------	------	---------	-----	--	----------

2.0 D Multijet

1997 ccm	100 kW	RHR	01.07 -	ALT		6 PK 1215
				CAM	MTR-CODE: DW10BTED4FAP	ZRK 1452
				CAM	MTR-CODE: DW10BTED4FAP	KT 1428
				W-P; CAM		KT 1428 W1

SCUDO Kasten (270_)

1.6 D Multijet

1560 ccm	66 kW	9HU	01.07 -	ALT	+ AC	6 PK 1710
				CAM		ZRK 1460
				CAM		KT 1390
				W-P; CAM	MTR-CODE: DV6UTED4	KT 1390 W1

2.0 D Multijet

1997 ccm	88 kW	RHK	01.07 -	ALT		6 PK 1215
				CAM	MTR-CODE: DW10BTED4FAP	ZRK 1452
				CAM	MTR-CODE: DW10BTED4FAP	KT 1428
				W-P; CAM		KT 1428 W1

2.0 D Multijet

1997 ccm	94 kW	RH02	05.11 -	CAM		ZRK 1592
----------	-------	------	---------	-----	--	----------

2.0 D Multijet

1997 ccm	100 kW	RHR	01.07 -	ALT		6 PK 1215
				CAM	MTR-CODE: DW10BTED4FAP	ZRK 1452
				CAM	MTR-CODE: DW10BTED4FAP	KT 1428
				W-P; CAM		KT 1428 W1

SCUDO Pritsche/Fahrgestell (270_)

1.6 D Multijet

1560 ccm	66 kW	9HU	01.07 -	ALT	+ AC	6 PK 1710
				CAM		ZRK 1460
				CAM		KT 1390
				W-P; CAM	MTR-CODE: DV6UTED4	KT 1390 W1

2.0 D Multijet

1997 ccm	88 kW	RHK	01.07 -	ALT		6 PK 1215
				W-P; CAM		KT 1428 W1

2.0 D Multijet

1997 ccm	100 kW	DW10BTED4;RHR	01.07 -	ALT		6 PK 1215
				W-P; CAM		KT 1428 W1

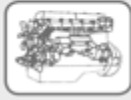
DUCATO Bus (230)

2.0

1998 ccm	74 kW		06.94 - 12.95	ALT	MOD: 10; - AC	6 PK 698
				ALT	MOD: 10; + AC	6 PK 1100

2.0 Panorama/Combinato

1998 ccm	80 kW	RFW	03.94 - 04.02	PS		AVX 10 x 710
				PS	UNTIL: 12.96	AVX 10 x 715



FIAT

DUCATO Bus (230)

2.0 Panorama/Combinato

1998 ccm	80 kW	RFW	03.94 - 04.02	ALT	MOD: 14; - AC	6 PK 698
				ALT	MOD: 14; + AC	6 PK 1100
				PS	FROM: 12.96; MOD: 14	4 PK 755
				CAM		ZRK 1127
				CAM		KT 1522

2.0 4x4

1998 ccm	80 kW	RFW	11.94 - 11.01	ALT	MOD: 10; - AC	6 PK 698
				ALT	MOD: 10; + AC	6 PK 1100
				PS	FROM: 12.96; MOD: 10	4 PK 755
				CAM		ZRK 1127
				CAM		KT 1522

1.9 D

1905 ccm	50 kW	D9B;D9B (XUD9A);DJY	04.98 - 04.02	PS		AVX 10 x 700
				ALT	MOD: 10; - AC	6 PK 730
				ALT	MTR-CODE: DHX;DJY; AMP: 120; MOD: 10; + AC	6 PK 1153
				ALT	MTR-CODE: DHX;DJY; AMP: 80; MOD: 10; + AC	6 PK 1145
				PS	MOD: 10	4 PK 755
				CAM		ZRK 1262
				CAM		KT 1040

1.9 TD

1905 ccm	66 kW	DHX (XUD9TF/L)	04.98 - 04.02	ALT	AMP: 120; MOD: 14; + AC	6 PK 1153
				ALT	AMP: 80; MOD: 14; + AC	6 PK 1145
				ALT	MOD: 14; - AC	6 PK 730
				PS	MOD: 14	4 PK 755
				CAM		ZRK 1262
				CAM		KT 1040
				W-P; CAM		KT 1040 W3

1.9 D Combinato

1929 ccm	51 kW	230 A2.000	06.95 - 04.02	PS		AVX 10 x 700
				AC-C	MOD: 10	5 PK 1055
				ALT	MOD: 10	5 PK 940
				CAM		ZRK 1254
				CAM		KT 1257

1.9 TD Combinato

1929 ccm	59 kW	230 A4.000	08.94 - 04.02	PS		AVX 10 x 700
				AC-C	MTR-CODE: 230A3000;230A4000; MOD: 10; AWD	5 PK 1040
				AC-C	MTR-CODE: 230A3000;230A4000; MOD: 10; FWD	5 PK 1055
				AC-C	MTR-CODE: 230A3000;230A4000; MOD: 14	5 PK 1055
				ALT	MTR-CODE: 230A3000;230A4000; MOD: 10; - AC; - PS	5 PK 925
				ALT	MTR-CODE: 230A3000;230A4000; MOD: 10; + AC; + PS	6 PK 962
				ALT	MTR-CODE: 230A3000;230A4000; MOD: 10; + PS; - AC	5 PK 962
				ALT	MTR-CODE: 230A3000;230A4000; MOD: 14; - PS	5 PK 925
				ALT	MTR-CODE: 230A3000;230A4000; MOD: 14; + PS	5 PK 962
				CAM		ZRK 1254
				CAM		KT 1257

1.9 TD Panorama/Combinato

1929 ccm	60 kW	230 A3.000	03.94 - 04.02	PS		AVX 10 x 700
				AC-C	MOD: 10; AWD	5 PK 1040
				AC-C	MOD: 10; FWD	5 PK 1055
				ALT	MOD: 10; - AC; - PS	5 PK 925
				ALT	MOD: 10; + AC; + PS	6 PK 962
				ALT	MOD: 10; + PS; - AC	5 PK 962
				CAM		ZRK 1254
				CAM		KT 1257

2.0 JTD

1997 ccm	62 kW	RHV (DW10)	10.01 - 04.02	ALT	MOD: 11; + AC	6 PK 1185
				ALT	MOD: 18; - AC	6 PK 1470
				ALT	MOD: 18; + AC	6 PK 1185
				ALT	UNTIL CHA-NO.: 7431901; MOD: 11; - AC	6 PK 1470
				PS	MOD: 11	4 PK 755



FIAT

DUCATO Bus (230)

2.0 JTD						
1997 ccm	62 kW	RHV (DW10)	10.01 - 04.02	PS CAM CAM W-P; CAM	MOD: 18	4 PK 755 ZRK 1352 KT 1327 KT 1327 W1
2.5 TD						
2499 ccm	80 kW	8140.47	06.94 - 08.98	AC-C AC-C AC-C AC-C AC-C AC-C ALT ALT CAM CAM	FROM MTR-NO: 2669696; MOD: 14; AWD FROM MTR-NO: 2669696; MOD: 18; AWD MOD: 14; FWD MOD: 18; FWD UNTIL MTR-NO: 2669395; MOD: 14; AWD UNTIL MTR-NO: 2669395; MOD: 18; AWD MOD: 14 MOD: 18	5 PK 1104 5 PK 1104 5 PK 1055 5 PK 1055 5 PK 1080 5 PK 1080 6 PK 894 6 PK 894 ZRK 1316 KT 1217
2.5 TD 4x4						
2499 ccm	80 kW	8140.47	11.94 - 04.98	AC-C AC-C AC-C ALT CAM CAM	FROM MTR-NO: 2669396; MOD: 10; AWD MOD: 10; FWD UNTIL MTR-NO: 2669395; MOD: 10; AWD MOD: 10	5 PK 1104 5 PK 1055 5 PK 1080 6 PK 894 ZRK 1316 KT 1217
2.5 D Combinato						
2500 ccm	62 kW	8140.67	08.94 - 04.02	VAC-P AC-C AC-C AC-C AC-C AC-C ALT ALT CAM CAM	FROM MTR-NO: 2669396; MOD: 10 FROM MTR-NO: 2669396; MOD: 18; AWD MOD: 18; FWD UNTIL MTR-NO: 2669395; MOD: 10 UNTIL MTR-NO: 2669395; MOD: 18; AWD MOD: 10 MOD: 18	AVX 10 x 600 5 PK 1104 5 PK 1104 5 PK 1055 5 PK 1080 5 PK 1080 6 PK 894 6 PK 894 ZRK 1312 KT 1229
2.5 TDI Panorama/Combinato						
2500 ccm	80 kW	8140.47R	07.94 - 04.02	VAC-P AC-C AC-C AC-C ALT CAM CAM	FROM MTR-NO: 2669696; MOD: 14; AWD MOD: 14; FWD UNTIL MTR-NO: 2669395; MOD: 14; AWD MOD: 14	AVX 10 x 600 5 PK 1104 5 PK 1055 5 PK 1080 6 PK 894 ZRK 1316 KT 1217
2.5 TDI Panorama/Combinato						
2500 ccm	85 kW	8140.47	03.94 - 04.02	VAC-P AC-C AC-C AC-C AC-C AC-C AC-C ALT ALT CAM CAM	FROM MTR-NO: 2669696; MOD: 14; AWD FROM MTR-NO: 2669696; MOD: 18; AWD MOD: 14; FWD MOD: 18; FWD UNTIL MTR-NO: 2669395; MOD: 14; AWD UNTIL MTR-NO: 2669395; MOD: 18; AWD MOD: 14 MOD: 18	AVX 10 x 600 5 PK 1104 5 PK 1104 5 PK 1055 5 PK 1055 5 PK 1080 5 PK 1080 6 PK 894 6 PK 894 ZRK 1316 KT 1217
2.5 TDI 4x4						
2500 ccm	85 kW	8140.47	04.97 - 04.02	AC-C AC-C AC-C ALT CAM CAM	FROM MTR-NO: 2669696; MOD: 18; AWD MOD: 18; FWD UNTIL MTR-NO: 2669395; MOD: 18; AWD MOD: 18	5 PK 1104 5 PK 1055 5 PK 1080 6 PK 894 ZRK 1316 KT 1217
2.8 D						
2800 ccm	64 kW	8140.63	02.98 - 04.02	PS AC-C AC-C AC-C AC-C	MOD: 14; AWD MOD: 14; FWD MOD: 18; AWD MOD: 18; FWD	AVX 10 x 700 5 PK 1104 5 PK 1055 5 PK 1104 5 PK 1055



FIAT

DUCATO Bus (230)

2.8 D

2800 ccm	64 kW	8140.63	02.98 - 04.02	ALT	FROM: 12.99; FROM MTR-NO: 2976899; MOD: 14	6 PK 950
				ALT	FROM: 12.99; FROM MTR-NO: 2976899; MOD: 18	6 PK 950
				ALT	UNTIL: 12.99; UNTIL MTR-NO: 2976898; MOD: 14	6 PK 913
				VAC-P	UNTIL: 12.99; UNTIL MTR-NO: 2976898; MOD: 18	6 PK 913
				CAM		ZRK 1316
				CAM		KT 1217

2.8 TDI

2800 ccm	90 kW	8140.43	10.97 - 04.02	PS		AVX 10 x 700
				AC-C	FROM: 05.98; MOD: 18; AWD	5 PK 1104
				AC-C	FROM: 05.98; MOD: 18; FWD	5 PK 1055
				AC-C	FROM: 05.98; UNTIL MTR-NO: 2976898; MOD: 18	6 PK 913
				ALT	FROM: 05.98; FROM MTR-NO: 2976899; MOD: 18; AWD	6 PK 950
				CAM		ZRK 1332
				CAM		KT 1340

2.8 TDI 4x4

2800 ccm	90 kW	8140.43	07.99 - 04.02	AC-C	MOD: 10; AWD	5 PK 1104
				AC-C	MOD: 10; FWD	5 PK 1055
				ALT	FROM: 01.00; FROM MTR-NO: 2976899; MOD: 10	6 PK 950
				ALT	UNTIL: 12.99; UNTIL MTR-NO: 2976898; MOD: 10	6 PK 913
				CAM		ZRK 1332
				CAM		KT 1340

2.8 JTD

2798 ccm	94 kW	8140.43S	11.00 - 04.02	AC-C	MOD: 18	5 PK 1104
				ALT	+ AUTO-TM; MOD: 18	6 PK 995
				ALT	+ MAN-TM; MOD: 18	6 PK 950
				CAM		ZRK 1312
				CAM		KT 1229

2.8 JTD 4x4

2798 ccm	94 kW	8140.43S	11.00 - 04.02	AC-C	MOD: 10; AWD	5 PK 1104
				AC-C	MOD: 10; FWD	5 PK 1055
				ALT	+ AUTO-TM; MOD: 10	6 PK 995
				ALT	+ MAN-TM; AMP: 120; MOD: 10	6 PK 950
				CAM		ZRK 1312
				CAM		KT 1229

DUCATO Kasten (230L)

2.0

1998 ccm	80 kW	RFW	03.94 - 04.02	PS	UNTIL: 12.96	AVX 10 x 715
				ALT	MOD: 10; - AC	6 PK 698
				ALT	MOD: 10; + AC	6 PK 1100
				PS	FROM: 12.96; MOD: 10	4 PK 755
				CAM		ZRK 1127
				CAM		KT 1522

1.9 D

1905 ccm	50 kW	DJY	04.98 - 04.02	PS		AVX 10 x 700
				ALT	MOD: 10; - AC	6 PK 730
				ALT	MTR-CODE: DHX;DJY; AMP: 120; MOD: 10; + AC	6 PK 1153
				ALT	MTR-CODE: DHX;DJY; AMP: 80; MOD: 10; + AC	6 PK 1145
				PS	MOD: 10	4 PK 755
				CAM		ZRK 1262
				CAM		KT 1040

1.9 TD

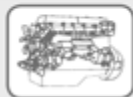
1905 ccm	66 kW	DHX (XUD9TF/L)	04.98 - 04.02	PS		AVX 10 x 700
				ALT	AMP: 120; MOD: 14; + AC	6 PK 1153
				ALT	AMP: 80; MOD: 14; + AC	6 PK 1145
				ALT	MOD: 14; - AC	6 PK 730
				PS	MOD: 14	4 PK 755
				CAM		ZRK 1262
				CAM		KT 1040



FIAT

DUCATO Kasten (230L)

1.9 TD						
1905 ccm	66 kW	DHX (XUD9TF/L)	04.98 - 04.02	W-P; CAM		KT 1040 W3
1.9 D						
1929 ccm	51 kW	230 A2.000	03.94 - 04.02	PS		AVX 10 x 700
				AC-C	FROM: 11.94; MOD: 10	5 PK 1055
				ALT	FROM: 11.94; MOD: 10	5 PK 940
				CAM		ZRK 1254
				CAM		KT 1257
1.9 TD CAT						
1929 ccm	59 kW	230 A4.000	08.94 - 04.02	AC-C	MTR-CODE: 230A3000;230A4000; MOD: 10; AWD	5 PK 1040
				AC-C	MTR-CODE: 230A3000;230A4000; MOD: 10; FWD	5 PK 1055
				AC-C	MTR-CODE: 230A3000;230A4000; MOD: 14	5 PK 1055
				ALT	MTR-CODE: 230A3000;230A4000; MOD: 10; - AC; - PS	5 PK 925
				ALT	MTR-CODE: 230A3000;230A4000; MOD: 10; + AC; + PS	6 PK 962
				ALT	MTR-CODE: 230A3000;230A4000; MOD: 10; + PS; - AC	5 PK 962
				ALT	MTR-CODE: 230A3000;230A4000; MOD: 14; - PS	5 PK 925
				ALT	MTR-CODE: 230A3000;230A4000; MOD: 14; + PS	5 PK 962
				CAM		ZRK 1254
				CAM		KT 1257
1.9 TD						
1929 ccm	60 kW	230 A3.000	03.94 - 04.02	PS		AVX 10 x 700
				AC-C	MTR-CODE: 230A3000;230A4000; MOD: 10; AWD	5 PK 1040
				AC-C	MTR-CODE: 230A3000;230A4000; MOD: 10; FWD	5 PK 1055
				AC-C	MTR-CODE: 230A3000;230A4000; MOD: 14	5 PK 1055
				ALT	MTR-CODE: 230A3000;230A4000; MOD: 10; - AC; - PS	5 PK 925
				ALT	MTR-CODE: 230A3000;230A4000; MOD: 10; + AC; + PS	6 PK 962
				ALT	MTR-CODE: 230A3000;230A4000; MOD: 10; + PS; - AC	5 PK 962
				ALT	MTR-CODE: 230A3000;230A4000; MOD: 14; - PS	5 PK 925
				ALT	MTR-CODE: 230A3000;230A4000; MOD: 14; + PS	5 PK 962
				CAM		ZRK 1254
				CAM		KT 1257
2.0 JTD						
1997 ccm	62 kW	RHV (DW10)	10.01 - 04.02	ALT	MOD: 11; + AC	6 PK 1185
				ALT	MOD: 18; - AC	6 PK 1470
				ALT	MOD: 18; + AC	6 PK 1185
				ALT	UNTIL CHA-NO.: 7431901; MOD: 11; - AC	6 PK 1470
				PS	MOD: 11	4 PK 755
				PS	MOD: 18	4 PK 755
				CAM		ZRK 1352
				CAM		KT 1327
				W-P; CAM		KT 1327 W1
2.0 4x4						
1998 ccm	80 kW	RFW	11.94 - 04.02	CAM		ZRK 1127
2.5 TD						
2499 ccm	80 kW	8140.47	06.94 - 08.98	AC-C	FROM MTR-NO: 2669696; MOD: 14; AWD	5 PK 1104
				AC-C	MOD: 14; FWD	5 PK 1055
				AC-C	UNTIL MTR-NO: 2669395; MOD: 14; AWD	5 PK 1080
				ALT	MOD: 14	6 PK 894
				CAM		ZRK 1316
				CAM		KT 1217
2.5 TD 4x4						
2499 ccm	80 kW	8140.47	11.94 - 04.98	CAM		ZRK 1316
				CAM		KT 1217
2.5 D						
2500 ccm	62 kW	8140.67	03.94 - 04.02	AC-C	FROM MTR-NO: 2669396; MOD: 10	5 PK 1104
				AC-C	UNTIL MTR-NO: 2669395; MOD: 10	5 PK 1080



FIAT

DUCATO Kasten (230L)

2.5 D

2500 ccm	62 kW	8140.67	03.94 - 04.02	ALT	MOD: 10	6 PK 894
				CAM		ZRK 1312
				CAM		KT 1229

2.5 TDI

2500 ccm	80 kW	8140.47R	03.94 - 04.02	CAM		ZRK 1316
				CAM		KT 1217

2.5 TDI

2500 ccm	85 kW	8140.47	03.94 - 04.02	AC-C	FROM MTR-NO: 2669696; MOD: 14; AWD	5 PK 1104
				AC-C	FROM MTR-NO: 2669696; MOD: 18; AWD	5 PK 1104
				AC-C	MOD: 14; FWD	5 PK 1055
				AC-C	MOD: 18; FWD	5 PK 1055
				AC-C	UNTIL MTR-NO: 2669395; MOD: 14; AWD	5 PK 1080
				AC-C	UNTIL MTR-NO: 2669395; MOD: 18; AWD	5 PK 1080
				ALT	MOD: 14	6 PK 894
				ALT	MOD: 18	6 PK 894
				CAM		ZRK 1316
				CAM		KT 1217

2.5 TDI 4x4

2500 ccm	85 kW	8140.47	05.98 - 04.02	CAM		ZRK 1316
				CAM		KT 1217

2.8 JTD

2798 ccm	94 kW	8140.43S	11.00 - 04.02	AC-C	FROM: 03.01; MOD: 18	5 PK 1104
				AC-C	MOD: 10; AWD	5 PK 1104
				AC-C	MOD: 10; FWD	5 PK 1055
				ALT	+ AUTO-TM; MOD: 10	6 PK 995
				ALT	+ MAN-TM; AMP: 120; MOD: 10	6 PK 950
				ALT	FROM: 03.01; + AUTO-TM; MOD: 18	6 PK 995
				ALT	FROM: 03.01; + MAN-TM; MOD: 18	6 PK 950
				CAM		ZRK 1312
				CAM		KT 1229

2.8 JTD 4x4

2798 ccm	94 kW	8140.43S	11.00 - 04.02	AC-C	FROM: 03.01; MOD: 14	5 PK 1104
				AC-C	FROM: 03.01; MOD: 18	5 PK 1104
				ALT	FROM: 03.01; + AUTO-TM; MOD: 14	6 PK 995
				ALT	FROM: 03.01; + AUTO-TM; MOD: 18	6 PK 995
				ALT	FROM: 03.01; + MAN-TM; MOD: 18	6 PK 950
				ALT	FROM: 03.01; + MAN-TM; OE-NO.: 500385160; MOD: 14	6 PK 995
				ALT	FROM: 03.01; OE-NO.: 504171190; MOD: 14	6 PK 950
				CAM		ZRK 1312
				CAM		KT 1229

2.8 D

2800 ccm	64 kW	8140.63	05.98 - 04.02	PS		AVX 10 x 700
				AC-C	MOD: 14; AWD	5 PK 1104
				AC-C	MOD: 14; FWD	5 PK 1055
				AC-C	MOD: 18; AWD	5 PK 1104
				AC-C	MOD: 18; FWD	5 PK 1055
				ALT	FROM: 12.99; FROM MTR-NO: 2976899; MOD: 14	6 PK 950
				ALT	FROM: 12.99; FROM MTR-NO: 2976899; MOD: 18	6 PK 950
				ALT	UNTIL: 12.99; UNTIL MTR-NO: 2976898; MOD: 14	6 PK 913
				VAC-P	UNTIL: 12.99; UNTIL MTR-NO: 2976898; MOD: 18	6 PK 913
				CAM		ZRK 1316
				CAM		KT 1217

2.8 D 4x4

2800 ccm	64 kW	8140.63	08.98 - 04.02	AC-C	MOD: 14; AWD	5 PK 1104
				AC-C	MOD: 14; FWD	5 PK 1055
				ALT	FROM: 12.99; FROM MTR-NO: 2976899; MOD: 14	6 PK 950
				ALT	UNTIL: 12.99; UNTIL MTR-NO: 2976898; MOD: 14	6 PK 913
				CAM		ZRK 1316
				CAM		KT 1217



FIAT

DUCATO Kasten (230L)

2.8 TDI						
2800 ccm	90 kW	8140.43	10.97 - 04.02	PS		AVX 10 x 700
				AC-C	FROM: 05.98; MOD: 10; AWD	5 PK 1104
				AC-C	FROM: 05.98; MOD: 10; FWD	5 PK 1055
				AC-C	FROM: 05.98; MOD: 18; AWD	5 PK 1104
				AC-C	FROM: 05.98; MOD: 18; FWD	5 PK 1055
				AC-C	FROM: 05.98; UNTIL MTR-NO: 2976898; MOD: 18	6 PK 913
				ALT	FROM: 01.00; FROM MTR-NO: 2976899; MOD: 10	6 PK 950
				ALT	FROM: 05.98; FROM MTR-NO: 2976899; MOD: 18; AWD	6 PK 950
				VAC-P	FROM: 05.98; UNTIL: 12.99; UNTIL MTR-NO: 2976898; MOD: 10	6 PK 913
				CAM		ZRK 1332
				CAM		KT 1340

2.8 TDI 4x4						
2800 ccm	90 kW	8140.43	06.99 - 04.02	PS		AVX 10 x 700
				CAM		ZRK 1332
				CAM		KT 1340

DUCATO Pritsche/Fahrgestell (230)

2.0						
1998 ccm	80 kW	RFW	06.98 - 04.02	PS		AVX 10 x 710
				ALT	MOD: 14; - AC	6 PK 698
				ALT	MOD: 14; + AC	6 PK 1100
				PS	MOD: 14	4 PK 755
				CAM		ZRK 1127
				CAM		KT 1522

1.9 D						
1905 ccm	50 kW	DJY	04.98 - 04.02	PS		AVX 10 x 700
				ALT	MOD: 10; - AC	6 PK 730
				ALT	MTR-CODE: DHX;DJY; AMP: 120; MOD: 10; + AC	6 PK 1153
				ALT	MTR-CODE: DHX;DJY; AMP: 80; MOD: 10; + AC	6 PK 1145
				PS	MOD: 10	4 PK 755
				CAM		ZRK 1262
				CAM		KT 1040

1.9 TD						
1905 ccm	66 kW	DHX (XUD9TF/L)	04.98 - 04.02	PS		AVX 10 x 700
				ALT	AMP: 120; MOD: 14; + AC	6 PK 1153
				ALT	AMP: 80; MOD: 14; + AC	6 PK 1145
				ALT	MOD: 14; - AC	6 PK 730
				PS	MOD: 14	4 PK 755
				CAM		ZRK 1262
				CAM		KT 1040
				W-P; CAM		KT 1040 W3

1.9 D						
1929 ccm	51 kW	230 A2.000	03.94 - 04.02	AC-C	FROM: 11.94; MOD: 10	5 PK 1055
				ALT	FROM: 11.94; MOD: 10	5 PK 940
				CAM		ZRK 1254
				CAM		KT 1257

1.9 TD CAT						
1929 ccm	59 kW	230 A4.000	08.94 - 04.02	AC-C	MTR-CODE: 230A3000;230A4000; MOD: 10; AWD	5 PK 1040
				AC-C	MTR-CODE: 230A3000;230A4000; MOD: 10; FWD	5 PK 1055
				AC-C	MTR-CODE: 230A3000;230A4000; MOD: 14	5 PK 1055
				ALT	MTR-CODE: 230A3000;230A4000; MOD: 10; - AC; - PS	5 PK 925
				ALT	MTR-CODE: 230A3000;230A4000; MOD: 10; + AC; + PS	6 PK 962
				ALT	MTR-CODE: 230A3000;230A4000; MOD: 10; + PS; - AC	5 PK 962
				ALT	MTR-CODE: 230A3000;230A4000; MOD: 14; - PS	5 PK 925
				ALT	MTR-CODE: 230A3000;230A4000; MOD: 14; + PS	5 PK 962
				CAM		ZRK 1254
				CAM		KT 1257



FIAT

DUCATO Pritsche/Fahrgestell (230)

1.9 TD

1929 ccm	60 kW	230 A3.000	03.94 - 04.02	AC-C	MTR-CODE: 230A3000;230A4000; MOD: 10; AWD	5 PK 1040
				AC-C	MTR-CODE: 230A3000;230A4000; MOD: 10; FWD	5 PK 1055
				AC-C	MTR-CODE: 230A3000;230A4000; MOD: 14	5 PK 1055
				ALT	MTR-CODE: 230A3000;230A4000; MOD: 10; - AC; - PS	5 PK 925
				ALT	MTR-CODE: 230A3000;230A4000; MOD: 10; + AC; + PS	6 PK 962
				ALT	MTR-CODE: 230A3000;230A4000; MOD: 10; + PS; - AC	5 PK 962
				ALT	MTR-CODE: 230A3000;230A4000; MOD: 14; - PS	5 PK 925
				ALT	MTR-CODE: 230A3000;230A4000; MOD: 14; + PS	5 PK 962
				CAM		ZRK 1254
				CAM		KT 1257

2.5 D 4x4

2500 ccm	62 kW	8140.67	03.94 - 04.02	AC-C	FROM MTR-NO: 2669396; MOD: 14	5 PK 1104
				AC-C	UNTIL MTR-NO: 2669395; MOD: 14	5 PK 1080
				ALT	MOD: 14	6 PK 894
				CAM		ZRK 1312
				CAM		KT 1229

2.5 TD 4x4

2499 ccm	85 kW	8140.47	11.94 - 04.98	AC-C	FROM MTR-NO: 2669696; MOD: 14; AWD	5 PK 1104
				AC-C	MOD: 14; FWD	5 PK 1055
				AC-C	UNTIL MTR-NO: 2669395; MOD: 14; AWD	5 PK 1080
				ALT	MOD: 14	6 PK 894
				CAM		ZRK 1316
				CAM		KT 1217

2.5 TD

2499 ccm	80 kW	8140.47	06.94 - 08.98	AC-C	FROM MTR-NO: 2669696; MOD: 14; AWD	5 PK 1104
				AC-C	MOD: 14; FWD	5 PK 1055
				AC-C	UNTIL MTR-NO: 2669395; MOD: 14; AWD	5 PK 1080
				ALT	MOD: 14	6 PK 894
				CAM		ZRK 1316
				CAM		KT 1217

2.5 TD

2499 ccm	85 kW	8140.47	06.94 - 04.98	AC-C	FROM MTR-NO: 2669696; MOD: 14; AWD	5 PK 1104
				AC-C	MOD: 14; FWD	5 PK 1055
				AC-C	UNTIL MTR-NO: 2669395; MOD: 14; AWD	5 PK 1080
				ALT	MOD: 14	6 PK 894
				CAM		ZRK 1316
				CAM		KT 1217

2.5 D

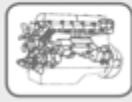
2500 ccm	62 kW	8140.67	03.94 - 04.02	AC-C	FROM MTR-NO: 2669396; MOD: 18; AWD	5 PK 1104
				AC-C	MOD: 18; FWD	5 PK 1055
				AC-C	UNTIL MTR-NO: 2669395; MOD: 18; AWD	5 PK 1080
				ALT	MOD: 18	6 PK 894
				CAM		ZRK 1312
				CAM		KT 1229

2.5 TDI

2500 ccm	80 kW	8140.47R	03.94 - 04.02	AC-C	FROM MTR-NO: 2669696; MOD: 14; AWD	5 PK 1104
				AC-C	FROM MTR-NO: 2669696; MOD: 18; AWD	5 PK 1104
				AC-C	MOD: 14; FWD	5 PK 1055
				AC-C	MOD: 18; FWD	5 PK 1055
				AC-C	UNTIL MTR-NO: 2669395; MOD: 14; AWD	5 PK 1080
				AC-C	UNTIL MTR-NO: 2669395; MOD: 18; AWD	5 PK 1080
				ALT	MOD: 14	6 PK 894
				ALT	MOD: 18	6 PK 894
				CAM		ZRK 1316
				CAM		KT 1217

2.5 TDI

2500 ccm	85 kW	8140.47	03.94 - 04.02	AC-C	FROM MTR-NO: 2669696; MOD: 14; AWD	5 PK 1104
				AC-C	MOD: 14; FWD	5 PK 1055
				AC-C	UNTIL MTR-NO: 2669395; MOD: 14; AWD	5 PK 1080
				ALT	MOD: 14	6 PK 894



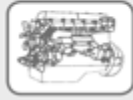
FIAT

DUCATO Pritsche/Fahrgestell (230)

2.5 TDI						
2500 ccm	85 kW	8140.47	03.94 - 04.02	CAM		ZRK 1316
				CAM		KT 1217
2.5 TDI 4x4						
2500 ccm	85 kW	8140.47	06.98 - 04.02	AC-C	FROM MTR-NO: 2669696; MOD: 14; AWD	5 PK 1104
				AC-C	MOD: 14; FWD	5 PK 1055
				AC-C	UNTIL MTR-NO: 2669395; MOD: 14; AWD	5 PK 1080
				ALT	MOD: 14	6 PK 894
				CAM		ZRK 1316
				CAM		KT 1217
2.8 JTD						
2798 ccm	94 kW	8140.43S	11.00 - 04.02	AC-C	FROM: 03.01; MOD: 14	5 PK 1104
				AC-C	MOD: 18	5 PK 1104
				ALT	+ AUTO-TM; MOD: 18	6 PK 995
				ALT	+ MAN-TM; MOD: 18	6 PK 950
				ALT	FROM: 03.01; + AUTO-TM; MOD: 14	6 PK 995
				ALT	FROM: 03.01; + MAN-TM; OE-NO.: 500385160; MOD: 14	6 PK 995
				ALT	FROM: 03.01; OE-NO.: 504171190; MOD: 14	6 PK 950
				CAM		ZRK 1312
				CAM		KT 1229
2.8 iDTD 4x4						
2799 ccm	90 kW	8140.43	05.98 - 09.01	AC-C	MOD: 14	5 PK 1104
				AC-C	MOD: 18; AWD	5 PK 1104
				AC-C	MOD: 18; FWD	5 PK 1055
				ALT	FROM MTR-NO: 2976899; MOD: 14	6 PK 950
				ALT	FROM MTR-NO: 2976899; MOD: 18; AWD	6 PK 950
				ALT	UNTIL MTR-NO: 2976898; MOD: 18	6 PK 913
				ALT	UNTIL: 12.99; UNTIL MTR-NO: 2976898; MOD: 14	6 PK 913
2.8 D						
2800 ccm	64 kW	8140.63	02.98 - 04.02	PS		AVX 10 x 700
				AC-C	MOD: 14; AWD	5 PK 1104
				AC-C	MOD: 14; FWD	5 PK 1055
				AC-C	MOD: 18; AWD	5 PK 1104
				AC-C	MOD: 18; FWD	5 PK 1055
				ALT	FROM: 12.99; FROM MTR-NO: 2976899; MOD: 14	6 PK 950
				ALT	FROM: 12.99; FROM MTR-NO: 2976899; MOD: 18	6 PK 950
				ALT	UNTIL: 12.99; UNTIL MTR-NO: 2976898; MOD: 14	6 PK 913
				VAC-P	UNTIL: 12.99; UNTIL MTR-NO: 2976898; MOD: 18	6 PK 913
				CAM		ZRK 1316
				CAM		KT 1217
2.8 TDI						
2800 ccm	90 kW	8140.43	12.98 - 04.02	PS		AVX 10 x 700
				AC-C	MOD: 18; AWD	5 PK 1104
				AC-C	MOD: 18; FWD	5 PK 1055
				ALT	FROM MTR-NO: 2976899; MOD: 18; AWD	6 PK 950
				ALT	UNTIL MTR-NO: 2976898; MOD: 18	6 PK 913
				CAM		ZRK 1332
				CAM		KT 1340

DUCATO Bus (244, Z_)

2.0						
1998 ccm	81 kW	RFL	04.02 -	ALT	MOD: 11; - AC	6 PK 698
				ALT	MOD: 11; + AC	6 PK 1100
				ALT	MOD: 15; - AC	6 PK 698
				ALT	MOD: 15; + AC	6 PK 1100
				ALT	MOD: 18; - AC	6 PK 698
				ALT	MOD: 18; + AC	6 PK 1100
				PS	MOD: 11	4 PK 755
				PS	MOD: 15	4 PK 755
				PS	MOD: 18	4 PK 755
				CAM		ZRK 1127
				CAM		KT 1522



FIAT

DUCATO Bus (244, Z_)

2.0 4x4

1998 ccm	81 kW	RFL	05.02 -	ALT	MTR-CODE: RFL; MOD: 15; - AC	6 PK 698
				ALT	MTR-CODE: RFL; MOD: 15; + AC	6 PK 1100
				ALT	MTR-CODE: RFL; MOD: 18; - AC	6 PK 698
				ALT	MTR-CODE: RFL; MOD: 18; + AC	6 PK 1100
				PS	MTR-CODE: RFL; MOD: 15	4 PK 755
				PS	MTR-CODE: RFL; MOD: 18	4 PK 755

2.0 Bipower

1998 ccm	81 kW	RFL	11.02 -	ALT	MOD: 15; - AC	6 PK 698
				ALT	MOD: 15; + AC	6 PK 1100
				PS	MOD: 15	4 PK 755
				CAM		ZRK 1127
				CAM		KT 1522

2.0 JTD

1997 ccm	62 kW	RHV (DW10)	04.02 -	ALT	FROM: 05.04; FROM CHA-NO.: 7431902; MOD: 15; - AC	6 PK 870
				ALT	MOD: 15; + AC	6 PK 1185
				ALT	UNTIL: 05.04; UNTIL CHA-NO.: 7431901; MOD: 15; - AC	6 PK 1470
				PS	MOD: 15	4 PK 755
				CAM		ZRK 1352
				CAM		KT 1327
				W-P; CAM		KT 1327 W1

2.3 JTD

2286 ccm	81 kW	F1AE0481C	04.02 -	AC-C	FROM MTR-NO: 0113089	4 EPK 903
				AC-C	UNTIL MTR-NO: 0113089; MOD: 11	4 PK 985
				AC-C	UNTIL MTR-NO: 0113089; MOD: 15	4 PK 985
				AC-C	UNTIL MTR-NO: 0113089; MOD: 18	4 PK 985
				ALT	MOD: 11	7 PK 1080
				ALT	MOD: 15	7 PK 1080
				ALT	MOD: 18	7 PK 1080
				CAM		ZRK 1596
				CAM		KT 1527

2.8 JTD

2798 ccm	94 kW	8140.43S	04.02 -	AC-C	MOD: 11	5 PK 1104
				AC-C	MOD: 18	5 PK 1104
				ALT	+ AUTO-TM; MOD: 11	6 PK 995
				ALT	+ AUTO-TM; MOD: 18	6 PK 995
				ALT	+ MAN-TM; MOD: 11	6 PK 950
				ALT	+ MAN-TM; MOD: 18	6 PK 950
				CAM		ZRK 1312
				CAM		KT 1229

2.8 JTD 4x4

2798 ccm	94 kW	8140.43S	07.02 -	AC-C	MOD: 18	5 PK 1104
				ALT	+ AUTO-TM; MOD: 18	6 PK 995
				ALT	+ MAN-TM; MOD: 18	6 PK 950
				CAM		ZRK 1312
				CAM		KT 1229

2.8 JTD

2799 ccm	107 kW	8140.43N	04.04 -	AC-C	MOD: 18	5 PK 1104
				ALT	+ AUTO-TM; MOD: 18	6 PK 995
				ALT	+ MAN-TM; MOD: 18	6 PK 950
				CAM		ZRK 1312
				CAM		KT 1229

DUCATO Kasten (244)

2.0

1998 ccm	81 kW	RFL	04.02 -	ALT	MOD: 11; - AC	6 PK 698
				ALT	MOD: 11; + AC	6 PK 1100
				ALT	MOD: 15; - AC	6 PK 698
				ALT	MOD: 15; + AC	6 PK 1100
				ALT	MOD: 18; - AC	6 PK 698
				ALT	MOD: 18; + AC	6 PK 1100
				PS	MOD: 11	4 PK 755
				PS	MOD: 15	4 PK 755
				PS	MOD: 18	4 PK 755
				CAM		ZRK 1127
				CAM		KT 1522



FIAT

DUCATO Kasten (244)

2.0 Bipower

1998 ccm	81 kW	RFL	11.02 -	ALT	MOD: 15; - AC	6 PK 698
				ALT	MOD: 15; + AC	6 PK 1100
				PS	MOD: 15	4 PK 755
				CAM		KT 1522

2.0 JTD

1997 ccm	62 kW	RHV (DW10)	04.02 -	ALT	FROM: 05.04; FROM CHA-NO.: 7431902; MOD: 11; - AC	6 PK 870
				ALT	FROM: 05.04; FROM CHA-NO.: 7431902; MOD: 15; - AC	6 PK 870
				ALT	MOD: 11; + AC	6 PK 1185
				ALT	MOD: 15; + AC	6 PK 1185
				ALT	UNTIL: 05.04; UNTIL CHA-NO.: 7431901; MOD: 11; - AC	6 PK 1470
				ALT	UNTIL: 05.04; UNTIL CHA-NO.: 7431901; MOD: 15; - AC	6 PK 1470
				PS	MOD: 11	4 PK 755
				PS	MOD: 15	4 PK 755
				CAM		ZRK 1352
				CAM		KT 1327
				W-P; CAM		KT 1327 W1

2.3 JTD

2286 ccm	81 kW	F1AE0481C	04.02 -	AC-C	FROM MTR-NO: 0113089	4 EPK 903
				AC-C	UNTIL MTR-NO: 0113089; MOD: 11	4 PK 985
				AC-C	UNTIL MTR-NO: 0113089; MOD: 15	4 PK 985
				AC-C	UNTIL MTR-NO: 0113089; MOD: 18	4 PK 985
				ALT	MOD: 11	7 PK 1080
				ALT	MOD: 15	7 PK 1080
				ALT	MOD: 18	7 PK 1080
				CAM		ZRK 1596
				CAM		KT 1527

2.8 JTD

2798 ccm	94 kW	8140.43S	04.02 -	AC-C	MOD: 11	5 PK 1104
				AC-C	MOD: 15	5 PK 1104
				AC-C	MOD: 18	5 PK 1104
				ALT	+ AUTO-TM; MOD: 11	6 PK 995
				ALT	+ AUTO-TM; MOD: 15	6 PK 995
				ALT	+ AUTO-TM; MOD: 18	6 PK 995
				ALT	+ MAN-TM; MOD: 11	6 PK 950
				ALT	+ MAN-TM; MOD: 15	6 PK 950
				ALT	+ MAN-TM; MOD: 18	6 PK 950
				CAM		ZRK 1312
				CAM		KT 1229

2.8 JTD 4x4

2798 ccm	94 kW	8140.43S	07.02 -	AC-C	MOD: 15	5 PK 1104
				AC-C	MOD: 18	5 PK 1104
				ALT	+ AUTO-TM; MOD: 15	6 PK 995
				ALT	+ AUTO-TM; MOD: 18	6 PK 995
				ALT	+ MAN-TM; MOD: 15	6 PK 950
				ALT	+ MAN-TM; MOD: 18	6 PK 950
				CAM		ZRK 1312
				CAM		KT 1229

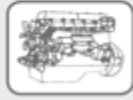
2.8 JTD Power

2800 ccm	107 kW	8140.43N	05.04 -	AC-C	MTR-CODE: 814043N; MOD: 15	5 PK 1104
				AC-C	MTR-CODE: 814043S; MOD: 18	5 PK 1104
				ALT	MTR-CODE: 814043N; + AUTO-TM; MOD: 15	6 PK 995
				ALT	MTR-CODE: 814043N; + MAN-TM; MOD: 15	6 PK 950
				ALT	MTR-CODE: 814043S; + AUTO-TM; MOD: 18	6 PK 995
				ALT	MTR-CODE: 814043S; + MAN-TM; MOD: 18	6 PK 950
				CAM		ZRK 1312
				CAM		KT 1229

DUCATO Pritsche/Fahrgestell (244)

2.0 JTD

1997 ccm	62 kW	RHV (DW10)	04.02 -	ALT	FROM: 05.04; FROM CHA-NO.: 7431902; MOD: 15; - AC	6 PK 870
				ALT	MOD: 15; + AC	6 PK 1185
				ALT	UNTIL: 05.04; UNTIL CHA-NO.: 7431901; MOD: 15; - AC	6 PK 1470



FIAT

DUCATO Pritsche/Fahrgestell (244)

2.0 JTD

1997 ccm	62 kW	RHV (DW10)	04.02 -	PS CAM CAM W-P; CAM	MOD: 15	4 PK 755 ZRK 1352 KT 1327 KT 1327 W1
----------	-------	------------	---------	------------------------------	---------	---

2.3 JTD

2286 ccm	81 kW	F1AE0481C	04.02 -	AC-C AC-C AC-C ALT ALT CAM CAM	FROM MTR-NO: 0113089 UNTIL MTR-NO: 0113089; MOD: 15 UNTIL MTR-NO: 0113089; MOD: 18 MOD: 15 MOD: 18	4 EPK 903 4 PK 985 4 PK 985 7 PK 1080 7 PK 1080 ZRK 1596 KT 1527
----------	-------	-----------	---------	--	--	--

2.8 JTD

2798 ccm	94 kW	8140.43S	04.02 -	AC-C AC-C ALT ALT ALT ALT CAM CAM	MOD: 15 MOD: 18 + AUTO-TM; MOD: 15 + AUTO-TM; MOD: 18 + MAN-TM; MOD: 15 + MAN-TM; MOD: 18	5 PK 1104 5 PK 1104 6 PK 995 6 PK 995 6 PK 950 6 PK 950 ZRK 1312 KT 1229
----------	-------	----------	---------	--	--	---

2.8 JTD 4x4

2798 ccm	94 kW	8140.43S	10.02 -	AC-C AC-C ALT ALT ALT ALT CAM CAM	MOD: 15 MOD: 18 + AUTO-TM; MOD: 15 + AUTO-TM; MOD: 18 + MAN-TM; MOD: 15 + MAN-TM; MOD: 18	5 PK 1104 5 PK 1104 6 PK 995 6 PK 995 6 PK 950 6 PK 950 ZRK 1312 KT 1229
----------	-------	----------	---------	--	--	---

2.8 JTD Power

2800 ccm	107 kW	8140.43N	05.04 -	CAM CAM		ZRK 1312 KT 1229
----------	--------	----------	---------	------------	--	---------------------

DUCATO Bus (250)

140 Natural Power

2999 ccm	100 kW	F1CE0441A	04.09 -	ALT	MOD: 35	6 PK 1165
----------	--------	-----------	---------	-----	---------	-----------

100 Multijet 2,2 D

2198 ccm	74 kW	4HV	07.06 -	ALT ALT ALT PS	- AC MOD: 30; + AC MOD: 33; + AC	6 EPK 873 6 PK 1670 6 PK 1670 4 EPK 922
----------	-------	-----	---------	-------------------------	--	--

115 Multijet 2,0 D

1956 ccm	85 kW	250 A1.000	06.11 -	W-P; CAM		KT 1525 W1
----------	-------	------------	---------	----------	--	------------

120 Multijet 2,3 D

2287 ccm	88 kW	F1AE0481D	07.06 -	AC-C ALT ALT CAM CAM	MOD: 30 MOD: 33	4 EPK 903 7 PK 1080 7 PK 1080 ZRK 1596 KT 1527
----------	-------	-----------	---------	----------------------------------	--------------------	--

160 Multijet 3,0 D

2999 ccm	116 kW	F1CE0481D;F1CE3481M	07.06 -	AC-C ALT ALT	MTR-CODE: F1ACE0481D; MOD: 30 MTR-CODE: F1ACE0481D; MOD: 33	4 EPK 1102 6 PK 1165 6 PK 1165
----------	--------	---------------------	---------	--------------------	--	--------------------------------------

DUCATO Kasten (250)

100 Multijet 2,2 D

2198 ccm	74 kW	4HV	07.06 -	ALT ALT ALT PS	- AC MOD: 30; + AC MOD: 33; + AC	6 EPK 873 6 PK 1670 6 PK 1670 4 EPK 922
----------	-------	-----	---------	-------------------------	--	--

115 Multijet 2,0 D

1956 ccm	85 kW	250 A1.000	06.11 -	W-P; CAM		KT 1525 W1
----------	-------	------------	---------	----------	--	------------

120 Multijet 2,3 D

2287 ccm	88 kW	F1AE0481D	07.06 -	AC-C ALT	MOD: 30	4 EPK 903 7 PK 1080
----------	-------	-----------	---------	-------------	---------	------------------------



FIAT

DUCATO Kasten (250)

120 Multijet 2,3 D

2287 ccm	88 kW	F1AE0481D	07.06 -	ALT	MOD: 33	7 PK 1080
				ALT	MOD: 35	7 PK 1080
				ALT	MOD: 40	7 PK 1080
				CAM		ZRK 1596
				CAM		KT 1527

130 Multijet 2,3 D

2287 ccm	96 kW	F1AE0481N;F1AE3481D	01.07 -	ALT	MTR-CODE: F1AE0481N; MOD: 30	7 PK 1080
				ALT	MTR-CODE: F1AE0481N; MOD: 33	7 PK 1080
				ALT	MTR-CODE: F1AE0481N; MOD: 35	7 PK 1080

160 Multijet 3,0 D

2999 ccm	116 kW	F1CE0481D	07.06 -	AC-C		4 EPK 1102
				ALT	MTR-CODE: F1ACE0481D; MOD: 30	6 PK 1165
				ALT	MTR-CODE: F1ACE0481D; MOD: 33	6 PK 1165
				ALT	MTR-CODE: F1ACE0481D; MOD: 35	6 PK 1165

DUCATO Pritsche/Fahrgestell (250)

100 Multijet 2,2 D

2198 ccm	74 kW	4HV	07.06 -	ALT	- AC	6 EPK 873
				ALT	MOD: 33; + AC	6 PK 1670
				ALT	MOD: 35; + AC	6 PK 1670
				PS		4 EPK 922

115 Multijet 2,0 D

1956 ccm	85 kW	250 A1.000	06.11 -	W-P; CAM		KT 1525 W1
----------	-------	------------	---------	----------	--	------------

120 Multijet 2,3 D

2287 ccm	88 kW	F1AE0481D	07.06 -	AC-C		4 EPK 903
				ALT	MOD: 33	7 PK 1080
				ALT	MOD: 35	7 PK 1080
				ALT	MOD: 40	7 PK 1080
				CAM		ZRK 1596
				CAM		KT 1527

130 Multijet 2,3 D

2287 ccm	96 kW	F1AE0481N;F1AE3481D	01.07 -	ALT	MTR-CODE: F1AE0481N; MOD: 30	7 PK 1080
				ALT	MTR-CODE: F1AE0481N; MOD: 33	7 PK 1080
				ALT	MTR-CODE: F1AE0481N; MOD: 35	7 PK 1080

160 Multijet 3,0 D

2999 ccm	116 kW	F1CE0481D	07.06 -	AC-C		4 EPK 1102
				ALT	MTR-CODE: F1ACE0481D; MOD: 33	6 PK 1165
				ALT	MTR-CODE: F1ACE0481D; MOD: 35	6 PK 1165
				ALT	MTR-CODE: F1ACE0481D; MOD: 40	6 PK 1165

FORD

TOURNEO CONNECT

1.8 16V

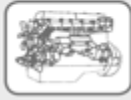
1796 ccm	85 kW	EYPA;EYPC;EYPD	06.02 -	ALT	FROM: 08.05; MTR-CODE: ZH18EYPD; - AC	6 PK 1975
				ALT	FROM: 08.05; MTR-CODE: ZH18EYPD; + AC	6 PK 2100
				ALT	MTR-CODE: ZH18EYPA;ZH18EYPB; - AC	6 PK 1975
				ALT	MTR-CODE: ZH18EYPA;ZH18EYPB; + AC	6 PK 2100
				CAM		ZRK 1184
				CAM		KT 1440

1.8 Di

1753 ccm	55 kW	BHPA;P7PA;P7PB;R2PA	06.02 -	ALT	FROM: 05.03; - AC	6 PK 1460
				ALT	FROM: 05.07; + AC	6 PK 1748
				ALT	UNTIL: 05.03; - AC	6 PK 1420
				ALT	UNTIL: 05.07; + AC	6 PK 1718
				INJ-P		ZRK 1353
				INJ-P	AU	KT 1319

1.8 Turbo Di

1753 ccm	66 kW	HCPA;HCPB;P9PA;P9PB;P9PC;P9PD;R3PA;RWPE;RWPF	06.02 -	ALT	FROM: 05.03; - AC	6 PK 1460
				ALT	FROM: 05.07; + AC	6 PK 1748
				ALT	UNTIL: 05.03; - AC	6 PK 1420
				ALT	UNTIL: 05.07; + AC	6 PK 1718
				INJ-P		ZRK 1353
				INJ-P	AU	KT 1319



FORD

TOURNEO CONNECT

1.8 TDCi

1753 ccm	81 kW	RWPA;RWPC;RWPD	08.06 -	ALT	- AC	6 PK 1460
				ALT	FROM: 05.07; + AC	6 PK 1748
				ALT	UNTIL: 05.07; + AC	6 PK 1718
				CAM		ZRK 1353
				CAM		KT 1319

TRANSIT CONNECT (P65_, P70_, P80_)

1.8 16V

1796 ccm	85 kW	EYPA;EYPC;EYPD	06.02 -	ALT	- AC	6 PK 1975
				ALT	+ AC	6 PK 2100
				CAM		ZRK 1184
				CAM		KT 1440

1.8 Di

1753 ccm	55 kW	BHPA;P7PA;P7PB;R2PA	06.02 -	ALT	FROM: 05.03; - AC	6 PK 1460
				ALT	FROM: 05.07; + AC	6 PK 1748
				ALT	UNTIL: 05.03; - AC	6 PK 1420
				ALT	UNTIL: 05.07; + AC	6 PK 1718
				INJ-P		ZRK 1353
				INJ-P	AU	KT 1319

1.8 TDCi

1753 ccm	66 kW	HCPA;HCPB;P9PA;P9PB;P9PC; P9PD;R3PA;RWPE;RWPF	06.02 -	ALT	FROM: 05.03; - AC	6 PK 1460
				ALT	FROM: 05.07; + AC	6 PK 1748
				ALT	UNTIL: 05.03; - AC	6 PK 1420
				ALT	UNTIL: 05.07; + AC	6 PK 1718
				INJ-P		ZRK 1353
				INJ-P	AU	KT 1319

1.8 TDCi

1753 ccm	81 kW	RWPA;RWPC;RWPD	08.06 -	ALT	- AC	6 PK 1460
				ALT	FROM: 05.07; + AC	6 PK 1748
				ALT	UNTIL: 05.07; + AC	6 PK 1718
				CAM		ZRK 1353
				CAM		KT 1319

TRANSIT TOURNEO

2.0

1998 ccm	84 kW	NSH	11.94 - 12.00	ALT	- AC; - PS; - EXT-HEAT	6 PK 1413
				ALT	+ AC; + PS; - EXT-HEAT	6 PK 1975
				ALT	+ EXT-HEAT	6 PK 1930
				ALT	+ PS; - AC; - EXT-HEAT	6 PK 1775

2.4 D

2496 ccm	55 kW	4HA	08.94 - 06.00	ALT		4 PK 1510
				PS	- AC; + EXT-HEAT	6 PK 1635
				PS	+ AC	6 PK 1432

2.5 DI

2496 ccm	51 kW	4FA;4FB;4FC;4FD	11.94 - 12.00	ALT		4 PK 1510
				PS	- AC; + EXT-HEAT	6 PK 1635
				PS	+ AC	6 PK 1432
				CAM	FROM: 07.97	ZRK 1425
				CAM	UNTIL: 07.97	ZRK 1424
				CAM	FROM: 07.97	KT 1241
				CAM	UNTIL: 07.97	KT 1240

2.5 DI

2496 ccm	56 kW	4HA;4HB;4HC	11.94 - 12.00	CAM	FROM: 07.97	ZRK 1425
				CAM	UNTIL: 07.97	ZRK 1424
				CAM	FROM: 07.97	KT 1241
				CAM	UNTIL: 07.97	KT 1240

2.5 TD

2496 ccm	63 kW	4GA;4GB;4GC	11.94 - 12.00	ALT	- AC; + STD-HEAT	4 PK 1485
				PS	- AC; + EXT-HEAT	6 PK 1635
				PS	+ AC	6 PK 1432
				CAM	FROM: 07.97	ZRK 1425
				CAM	UNTIL: 07.97	ZRK 1424
				CAM	FROM: 07.97	KT 1241
				CAM	UNTIL: 07.97	KT 1240

2.5 TD

2496 ccm	74 kW	4EB;4EC	04.98 - 12.00	ALT		4 PK 1510
----------	-------	---------	---------------	-----	--	-----------



FORD

TRANSIT TOURNEO

2.5 TD

2496 ccm	74 kW	4EB;4EC	04.98 - 12.00	PS	- AC; + EXT-HEAT	6 PK 1635
				PS	+ AC	6 PK 1432
				CAM		ZRK 1425
				CAM		KT 1241

TRANSIT Bus (E_ _)

2.0 (EBL, EBS, ECL, EDS, EDL, EGL, ESS, ESL, EUS)

1998 ccm	84 kW	NSF;NSG	09.95 - 03.00	ALT	MTR-CODE: NSF;NSH; MOD: 100; - AC; - PS; - EXT-HEAT	6 PK 1413
				ALT	MTR-CODE: NSF;NSH; MOD: 100; + AC; + PS; - EXT-HEAT	6 PK 1975
				ALT	MTR-CODE: NSF;NSH; MOD: 100; + EXT-HEAT	6 PK 1930
				ALT	MTR-CODE: NSF;NSH; MOD: 100; + PS; - AC; - EXT-HEAT	6 PK 1775
				ALT	MTR-CODE: NSF;NSH; MOD: 150; - AC; - PS; - EXT-HEAT	6 PK 1413
				ALT	MTR-CODE: NSF;NSH; MOD: 150; + AC; + PS; - EXT-HEAT	6 PK 1975
				ALT	MTR-CODE: NSF;NSH; MOD: 150; + EXT-HEAT	6 PK 1930
				ALT	MTR-CODE: NSF;NSH; MOD: 150; + PS; - AC; - EXT-HEAT	6 PK 1775

2.5 DI (EBL, EDS, ESL, ESS, EUS)

2496 ccm	51 kW	4FA;4FB;4FC;4FD	08.94 - 03.00	ALT	FROM: 08.97; MTR-CODE: 4BC;4CC;4DA;4EA;4EB; MOD: 190	4 PK 1510
				ALT	MTR-CODE: 4EB;4EC;4FB;4FD;4HA; MOD: 100	4 PK 1510
				PS	MTR-CODE: 4BC;4CC;4DA;4EA;4EB; MOD: 190; - AC; + EXT-HEAT	6 PK 1635
				PS	MTR-CODE: 4BC;4CC;4DA;4EA;4EB; MOD: 190; + AC	6 PK 1432
				PS	MTR-CODE: 4EB;4EC;4FB;4FD;4HA; MOD: 100; - AC; + EXT-HEAT	6 PK 1635
				PS	MTR-CODE: 4EB;4EC;4FB;4FD;4HA; MOD: 100; + AC	6 PK 1432
				CAM	FROM: 10.97	ZRK 1425
				CAM	UNTIL: 09.97	ZRK 1424
				CAM	FROM: 07.97	KT 1241
				CAM	UNTIL: 07.97	KT 1240

2.5 TD (EB_, ED_, ES_)

2496 ccm	55 kW	4HA;4HD	08.94 - 06.00	ALT	MTR-CODE: 4EB;4EC;4ED;4GC;4GD; MOD: 150; - AC; + EXT-HEAT	6 PK 1635
				ALT	MTR-CODE: 4EB;4EC;4ED;4GC;4GD; MOD: 150; + AC	6 PK 1432
				ALT	MTR-CODE: 4EB;4EC;4FB;4FD;4HA; MOD: 100	4 PK 1510
				PS	MTR-CODE: 4EB;4EC;4FB;4FD;4HA; MOD: 100; - AC; + EXT-HEAT	6 PK 1635
				PS	MTR-CODE: 4EB;4EC;4FB;4FD;4HA; MOD: 100; + AC	6 PK 1432
				CAM		ZRK 1425
				CAM		KT 1241

2.5 DI (EBL, ECL, EDS, EDL)

2496 ccm	56 kW	4HB;4HC	07.94 - 03.00	ALT	MOD: 100	4 PK 1485
				PS	MOD: 100; - AC; + EXT-HEAT	6 PK 1635
				PS	MOD: 100; + AC	6 PK 1432
				CAM	FROM: 10.97	ZRK 1425
				CAM	UNTIL: 09.97	ZRK 1424
				CAM	FROM: 10.97	KT 1241
				CAM	UNTIL: 09.97	KT 1240

2.5 TD (EBL, EDL, EDS, EGL, ESL, ESS, EUS)

2496 ccm	63 kW	4GA;4GB;4GC;4GD;4GE;4GF	01.95 - 03.00	ALT	MTR-CODE: 4EB;4EC;4ED;4GC;4GD; MOD: 150; - AC; + EXT-HEAT	6 PK 1635
				ALT	MTR-CODE: 4EB;4EC;4ED;4GC;4GD; MOD: 150; - AC; + STD-HEAT	4 PK 1485
				ALT	MTR-CODE: 4EB;4EC;4ED;4GC;4GD; MOD: 150; + AC	6 PK 1432
				ALT	MTR-CODE: 4GC;4GD; MOD: 100	4 PK 1485
				PS	MTR-CODE: 4GC;4GD; MOD: 100; - AC; + EXT-HEAT	6 PK 1635
				PS	MTR-CODE: 4GC;4GD; MOD: 100; + AC	6 PK 1432
				CAM	FROM: 10.97	ZRK 1425
				CAM	UNTIL: 09.97	ZRK 1424



FORD

TRANSIT Bus (E_ _)

2.5 TD (EBL, EDL, EDS, EGL, ESL, ESS, EUS)

2496 ccm	63 kW	4GA;4GB;4GC;4GD;4GE;4GF	01.95 - 03.00	CAM	FROM: 10.97	KT 1241
				CAM	UNTIL: 09.97	KT 1240

2.5 TD (ECL, EDL, EDS, ESL, ESS, EUS)

2496 ccm	74 kW	4EB;4EC	07.94 - 03.00	ALT	MOD: 150; - AC; + EXT-HEAT	6 PK 1635
				ALT	MOD: 150; - AC; + STD-HEAT	4 PK 1485
				ALT	MOD: 150; + AC	6 PK 1432
				CAM	FROM: 10.97	ZRK 1425
				CAM	UNTIL: 09.97	ZRK 1424
				CAM	FROM: 09.97	KT 1241
				CAM	UNTIL: 09.97	KT 1240

2.5 DI (EBL, EDL, EDS, ESL, ESS)

2496 ccm	85 kW	4ED	08.97 - 03.00	ALT	MTR-CODE: 4EB;4EC;4ED;4GC;4GD; MOD: 150; - AC; + EXT-HEAT	6 PK 1635
				ALT	MTR-CODE: 4EB;4EC;4ED;4GC;4GD; MOD: 150; - AC; + STD-HEAT	4 PK 1485
				ALT	MTR-CODE: 4EB;4EC;4ED;4GC;4GD; MOD: 150; + AC	6 PK 1432
				ALT	MTR-CODE: 4ED;4HA; MOD: 190	4 PK 1485
				PS	FROM: 12.98; MTR-CODE: 4ED; MOD: 100; - AC; + EXT-HEAT	6 PK 1635
				PS	FROM: 12.98; MTR-CODE: 4ED; MOD: 100; + AC	6 PK 1432
				PS	MTR-CODE: 4ED;4HA; MOD: 190; - AC; + EXT-HEAT	6 PK 1635
				PS	MTR-CODE: 4ED;4HA; MOD: 190; + AC	6 PK 1432
				CAM	FROM: 10.97	ZRK 1425
				CAM		KT 1241

TRANSIT Kasten (E_ _)

2.0 (EAL, EAS)

1998 ccm	84 kW	NSF;NSG	06.94 - 03.00	ALT	MOD: 80; - AC; - PS; - EXT-HEAT	6 PK 1413
				ALT	MOD: 80; + AC; + PS; - EXT-HEAT	6 PK 1975
				ALT	MOD: 80; + EXT-HEAT	6 PK 1930
				ALT	MOD: 80; + PS; - AC; - EXT-HEAT	6 PK 1775

2.5 DI (EAL, EAS)

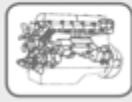
2496 ccm	51 kW	4FA;4FB;4FC;4FD	06.94 - 03.00	ALT	FROM: 02.95; MTR-CODE: 4BA;4BC;4CC;4FA; MOD: 80	4 PK 1510
				ALT	FROM: 08.97; MTR-CODE: 4BC;4CC;4DA;4EA;4EB; MOD: 190	4 PK 1510
				ALT	MTR-CODE: 4EB;4EC;4FB;4FD;4HA; MOD: 100	4 PK 1510
				ALT	UNTIL: 02.95; MTR-CODE: 4BA;4BC;4CC;4FA; MOD: 80	4 PK 1520
				ALT	UNTIL: 07.94; MTR-CODE: 4BC;4CC;4DA;4EA;4EB; MOD: 190	4 PK 1520
				PS	MTR-CODE: 4BC;4CC;4DA;4EA;4EB; MOD: 190; - AC; + EXT-HEAT	6 PK 1635
				PS	MTR-CODE: 4BC;4CC;4DA;4EA;4EB; MOD: 190; + AC	6 PK 1432
				PS	MTR-CODE: 4EB;4EC;4FB;4FD;4HA; MOD: 100; - AC; + EXT-HEAT	6 PK 1635
				PS	MTR-CODE: 4EB;4EC;4FB;4FD;4HA; MOD: 100; + AC	6 PK 1432
				CAM	FROM: 10.97	ZRK 1425
				CAM	UNTIL: 09.97	ZRK 1424
				CAM	FROM: 07.97	KT 1241
				CAM	UNTIL: 07.97	KT 1240

2.5 TD (EAS)

2496 ccm	55 kW	4HA;4HD	10.98 - 03.00	ALT	MTR-CODE: 4EB;4EC;4ED;4GC;4GD; MOD: 150; - AC; + EXT-HEAT	6 PK 1635
				ALT	MTR-CODE: 4EB;4EC;4ED;4GC;4GD; MOD: 150; + AC	6 PK 1432
				ALT	MTR-CODE: 4EB;4EC;4FB;4FD;4HA; MOD: 100	4 PK 1510
				PS	MTR-CODE: 4EB;4EC;4FB;4FD;4HA; MOD: 100; - AC; + EXT-HEAT	6 PK 1635
				PS	MTR-CODE: 4EB;4EC;4FB;4FD;4HA; MOD: 100; + AC	6 PK 1432
				CAM		ZRK 1425
				CAM		KT 1241

2.5 DI (EAL, EAS)

2496 ccm	56 kW	4HB;4HC	06.94 - 03.00	ALT	MOD: 190	4 PK 1485
----------	-------	---------	---------------	-----	----------	-----------



FORD

TRANSIT Kasten (E_ _)

2.5 DI (EAL, EAS)

2496 ccm	56 kW	4HB;4HC	06.94 - 03.00	PS	MOD: 190; - AC; + EXT-HEAT	6 PK 1635
				PS	MOD: 190; + AC	6 PK 1432
				CAM	FROM: 10.97	ZRK 1425
				CAM	UNTIL: 09.97	ZRK 1424
				CAM	FROM: 07.97	KT 1241
				CAM	UNTIL: 07.97	KT 1240

2.5 TD (EAL, EAS)

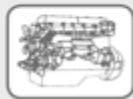
2496 ccm	63 kW	4GA;4GB;4GC;4GD;4GE;4GF	06.94 - 03.00	ALT	MTR-CODE: 4EB;4EC;4ED;4GC;4GD; MOD: 150; - AC; + EXT-HEAT	6 PK 1635
				ALT	MTR-CODE: 4EB;4EC;4ED;4GC;4GD; MOD: 150; - AC; + STD-HEAT	4 PK 1485
				ALT	MTR-CODE: 4EB;4EC;4ED;4GC;4GD; MOD: 150; + AC	6 PK 1432
				ALT	MTR-CODE: 4GC;4GD; MOD: 100	4 PK 1485
				ALT	UNTIL: 08.97; MTR-CODE: 4BC;4CC;4DA;4EA;4EB; MOD: 190	4 PK 1485
				PS	MTR-CODE: 4BC;4CC;4DA;4EA;4EB; MOD: 190; - AC; + EXT-HEAT	6 PK 1635
				PS	MTR-CODE: 4BC;4CC;4DA;4EA;4EB; MOD: 190; + AC	6 PK 1432
				PS	MTR-CODE: 4GC;4GD; MOD: 100; - AC; + EXT-HEAT	6 PK 1635
				PS	MTR-CODE: 4GC;4GD; MOD: 100; + AC	6 PK 1432
				CAM	FROM: 10.97	ZRK 1425
				CAM	UNTIL: 09.97	ZRK 1424
				CAM	FROM: 10.97	KT 1241
				CAM	UNTIL: 09.97	KT 1240

2.5 TDI (EAL, EAS)

2496 ccm	74 kW	4EB;4EC	06.94 - 03.00	ALT	FROM: 08.97; MTR-CODE: 4BC;4CC;4DA;4EA;4EB; MOD: 190	4 PK 1510
				ALT	MTR-CODE: 4EB;4EC;4ED;4GC;4GD; MOD: 150; - AC; + EXT-HEAT	6 PK 1635
				ALT	MTR-CODE: 4EB;4EC;4ED;4GC;4GD; MOD: 150; - AC; + STD-HEAT	4 PK 1485
				ALT	MTR-CODE: 4EB;4EC;4ED;4GC;4GD; MOD: 150; + AC	6 PK 1432
				ALT	MTR-CODE: 4EB;4EC;4FB;4FD;4HA; MOD: 100	4 PK 1510
				ALT	MTR-CODE: 4EC;4GC;4GD; MOD: 230	4 PK 1485
				ALT	UNTIL: 07.94; MTR-CODE: 4BC;4CC;4DA;4EA;4EB; MOD: 190	4 PK 1520
				ALT	UNTIL: 08.97; MTR-CODE: 4BC;4CC;4DA;4EA;4EB; MOD: 190	4 PK 1485
				PS	MTR-CODE: 4BC;4CC;4DA;4EA;4EB; MOD: 190; - AC; + EXT-HEAT	6 PK 1635
				PS	MTR-CODE: 4BC;4CC;4DA;4EA;4EB; MOD: 190; + AC	6 PK 1432
				PS	MTR-CODE: 4EB;4EC;4FB;4FD;4HA; MOD: 100; - AC; + EXT-HEAT	6 PK 1635
				PS	MTR-CODE: 4EB;4EC;4FB;4FD;4HA; MOD: 100; + AC	6 PK 1432
				PS	MTR-CODE: 4EC;4GC;4GD; MOD: 230; - AC; + EXT-HEAT	6 PK 1635
				PS	MTR-CODE: 4EC;4GC;4GD; MOD: 230; + AC	6 PK 1432
				CAM	FROM: 10.97	ZRK 1425
				CAM	UNTIL: 09.97	ZRK 1424
				CAM	FROM: 10.97	KT 1241
				CAM	UNTIL: 09.97	KT 1240

2.5 DI (EAL, EAS)

2496 ccm	85 kW	4ED	05.99 - 03.00	PS		AVX 13 x 1015 TM
				VAC-P		AVX 10 x 935
				ALT	MTR-CODE: 4EB;4EC;4ED;4GC;4GD; MOD: 150; - AC; + EXT-HEAT	6 PK 1635
				ALT	MTR-CODE: 4EB;4EC;4ED;4GC;4GD; MOD: 150; - AC; + STD-HEAT	4 PK 1485
				ALT	MTR-CODE: 4EB;4EC;4ED;4GC;4GD; MOD: 150; + AC	6 PK 1432
				ALT	MTR-CODE: 4ED; MOD: 100; - AC; + EXT-HEAT	6 PK 1635
				ALT	MTR-CODE: 4ED; MOD: 100; + AC	6 PK 1432
				ALT	MTR-CODE: 4ED;4HA; MOD: 190	4 PK 1485
				PS	MTR-CODE: 4ED;4HA; MOD: 190; - AC; + EXT-HEAT	6 PK 1635



FORD

TRANSIT Kasten (E_ _)

2.5 DI (EAL, EAS)

2496 ccm	85 kW	4ED	05.99 - 03.00	PS CAM CAM	MTR-CODE: 4ED;4HA; MOD: 190; + AC	6 PK 1432 ZRK 1425 KT 1241
----------	-------	-----	---------------	------------------	-----------------------------------	---

TRANSIT Pritsche/Fahrgestell (E_ _)

2.0 (EME/L/S, ENE/L/S)

1998 ccm	84 kW	NSF;NSG	08.94 - 03.00	ALT	MTR-CODE: NSF; MOD: 120; - AC; - PS; - EXT-HEAT	6 PK 1413
				ALT	MTR-CODE: NSF; MOD: 120; + AC; + PS; - EXT-HEAT	6 PK 1975
				ALT	MTR-CODE: NSF; MOD: 120; + EXT-HEAT	6 PK 1930
				ALT	MTR-CODE: NSF; MOD: 120; + PS; - AC; - EXT-HEAT	6 PK 1775
				ALT	MTR-CODE: NSF;NSH; MOD: 100; - AC; - PS; - EXT-HEAT	6 PK 1413
				ALT	MTR-CODE: NSF;NSH; MOD: 100; + AC; + PS; - EXT-HEAT	6 PK 1975
				ALT	MTR-CODE: NSF;NSH; MOD: 100; + EXT-HEAT	6 PK 1930
				ALT	MTR-CODE: NSF;NSH; MOD: 100; + PS; - AC; - EXT-HEAT	6 PK 1775
				ALT	MTR-CODE: NSF;NSH; MOD: 150; - AC; - PS; - EXT-HEAT	6 PK 1413
				ALT	MTR-CODE: NSF;NSH; MOD: 150; + AC; + PS; - EXT-HEAT	6 PK 1975
				ALT	MTR-CODE: NSF;NSH; MOD: 150; + EXT-HEAT	6 PK 1930
				ALT	MTR-CODE: NSF;NSH; MOD: 150; + PS; - AC; - EXT-HEAT	6 PK 1775
				ALT	MTR-CODE: NSF;NSH; MOD: 190; - AC; - PS; - EXT-HEAT	6 PK 1413
				ALT	MTR-CODE: NSF;NSH; MOD: 190; + AC; + PS; - EXT-HEAT	6 PK 1975
				ALT	MTR-CODE: NSF;NSH; MOD: 190; + EXT-HEAT	6 PK 1930
				ALT	MTR-CODE: NSF;NSH; MOD: 190; + PS; - AC; - EXT-HEAT	6 PK 1775

2.5 DI (EML/S, ENL/S)

2496 ccm	51 kW	4FA;4FB;4FC;4FD	08.94 - 03.00	ALT	FROM: 08.97; MTR-CODE: 4BC;4CC;4DA;4EA;4EB; MOD: 190	4 PK 1510
				ALT	MTR-CODE: 4EB;4EC;4FB;4FD;4HA; MOD: 100	4 PK 1510
				ALT	MTR-CODE: 4FA; MOD: 120	4 PK 1510
				PS	MTR-CODE: 4BC;4CC;4DA;4EA;4EB; MOD: 190; - AC; + EXT-HEAT	6 PK 1635
				PS	MTR-CODE: 4BC;4CC;4DA;4EA;4EB; MOD: 190; + AC	6 PK 1432
				PS	MTR-CODE: 4EB;4EC;4FB;4FD;4HA; MOD: 100; - AC; + EXT-HEAT	6 PK 1635
				PS	MTR-CODE: 4EB;4EC;4FB;4FD;4HA; MOD: 100; + AC	6 PK 1432
				PS	MTR-CODE: 4FA; MOD: 120; - AC; + EXT-HEAT	6 PK 1635
				PS	MTR-CODE: 4FA; MOD: 120; + AC	6 PK 1432
				CAM	FROM: 10.97	ZRK 1425
				CAM	UNTIL: 09.97	ZRK 1424
				CAM	FROM: 07.97	KT 1241
				CAM	UNTIL: 07.97	KT 1240

2.5 TD (EME/L/S, ENE/L/S)

2496 ccm	55 kW	4HA;4HD	10.98 - 07.00	ALT	MTR-CODE: 4EB;4EC;4ED;4GC;4GD; MOD: 150; - AC; + EXT-HEAT	6 PK 1635
				ALT	MTR-CODE: 4EB;4EC;4ED;4GC;4GD; MOD: 150; + AC	6 PK 1432
				ALT	MTR-CODE: 4EB;4EC;4FB;4FD;4HA; MOD: 100	4 PK 1510
				ALT	MTR-CODE: 4HA; MOD: 120	4 PK 1510
				PS	MTR-CODE: 4EB;4EC;4FB;4FD;4HA; MOD: 100; - AC; + EXT-HEAT	6 PK 1635
				PS	MTR-CODE: 4EB;4EC;4FB;4FD;4HA; MOD: 100; + AC	6 PK 1432
				PS	MTR-CODE: 4HA; MOD: 120; - AC; + EXT-HEAT	6 PK 1635
				PS	MTR-CODE: 4HA; MOD: 120; + AC	6 PK 1432
				CAM		ZRK 1425
				CAM		KT 1241

2.5 DI (EME/L/S, ENE/L/S)

2496 ccm	56 kW	4HB;4HC	08.94 - 03.00	ALT	MTR-CODE: 4HB; MOD: 100	4 PK 1485
				ALT	MTR-CODE: 4HC; MOD: 120	4 PK 1485


FORD
TRANSIT Pritsche/Fahrgestell (E__)
2.5 DI (EME/L/S, ENE/L/S)

2496 ccm	56 kW	4HB;4HC	08.94 - 03.00	PS	MTR-CODE: 4HB; MOD: 100; - AC; + EXT-HEAT	6 PK 1635
				PS	MTR-CODE: 4HB; MOD: 100; + AC	6 PK 1432
				PS	MTR-CODE: 4HC; MOD: 120; - AC; + EXT-HEAT	6 PK 1635
				PS	MTR-CODE: 4HC; MOD: 120; + AC	6 PK 1432
				CAM	FROM: 10.97	ZRK 1425
				CAM	UNTIL: 09.97	ZRK 1424
				CAM	FROM: 07.97	KT 1241
				CAM	UNTIL: 07.97	KT 1240

2.5 TD (EME/L/S, ENE/L/S)

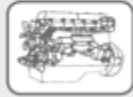
2496 ccm	63 kW	4GA;4GB;4GC;4GD;4GE;4GF	08.94 - 03.00	ALT	MTR-CODE: 4EB;4EC;4ED;4GC;4GD; MOD: 150; - AC; + EXT-HEAT	6 PK 1635
				ALT	MTR-CODE: 4EB;4EC;4ED;4GC;4GD; MOD: 150; - AC; + STD-HEAT	4 PK 1485
				ALT	MTR-CODE: 4EB;4EC;4ED;4GC;4GD; MOD: 150; + AC	6 PK 1432
				ALT	MTR-CODE: 4EC;4GC;4GD; MOD: 230	4 PK 1485
				ALT	MTR-CODE: 4GC; MOD: 120	4 PK 1485
				ALT	MTR-CODE: 4GC;4GD; MOD: 100	4 PK 1485
				ALT	UNTIL: 08.97; MTR-CODE: 4BC;4CC;4DA;4EA;4EB; MOD: 190	4 PK 1485
				PS	MTR-CODE: 4BC;4CC;4DA;4EA;4EB; MOD: 190; - AC; + EXT-HEAT	6 PK 1635
				PS	MTR-CODE: 4BC;4CC;4DA;4EA;4EB; MOD: 190; + AC	6 PK 1432
				PS	MTR-CODE: 4EC;4GC;4GD; MOD: 230; - AC; + EXT-HEAT	6 PK 1635
				PS	MTR-CODE: 4EC;4GC;4GD; MOD: 230; + AC	6 PK 1432
				PS	MTR-CODE: 4GC; MOD: 120; - AC; + EXT-HEAT	6 PK 1635
				PS	MTR-CODE: 4GC; MOD: 120; + AC	6 PK 1432
				PS	MTR-CODE: 4GC;4GD; MOD: 100; - AC; + EXT-HEAT	6 PK 1635
				PS	MTR-CODE: 4GC;4GD; MOD: 100; + AC	6 PK 1432
				CAM	FROM: 10.97	ZRK 1425
				CAM	UNTIL: 09.97	ZRK 1424
				CAM	FROM: 10.97	KT 1241
				CAM	UNTIL: 09.97	KT 1240

2.5 TD (EME/L/S, ENE/L/S)

2496 ccm	74 kW	4EB;4EC	08.94 - 03.00	ALT	FROM: 08.97; MTR-CODE: 4BC;4CC;4DA;4EA;4EB; MOD: 190	4 PK 1510
				ALT	MTR-CODE: 4EB;4EC;4ED;4GC;4GD; MOD: 150; - AC; + EXT-HEAT	6 PK 1635
				ALT	MTR-CODE: 4EB;4EC;4ED;4GC;4GD; MOD: 150; - AC; + STD-HEAT	4 PK 1485
				ALT	MTR-CODE: 4EB;4EC;4ED;4GC;4GD; MOD: 150; + AC	6 PK 1432
				ALT	MTR-CODE: 4EB;4EC;4FB;4FD;4HA; MOD: 100	4 PK 1510
				ALT	MTR-CODE: 4EC;4GC;4GD; MOD: 230	4 PK 1485
				ALT	UNTIL: 08.97; MTR-CODE: 4BC;4CC;4DA;4EA;4EB; MOD: 190	4 PK 1485
				PS	MTR-CODE: 4BC;4CC;4DA;4EA;4EB; MOD: 190; - AC; + EXT-HEAT	6 PK 1635
				PS	MTR-CODE: 4BC;4CC;4DA;4EA;4EB; MOD: 190; + AC	6 PK 1432
				PS	MTR-CODE: 4EB;4EC;4FB;4FD;4HA; MOD: 100; - AC; + EXT-HEAT	6 PK 1635
				PS	MTR-CODE: 4EB;4EC;4FB;4FD;4HA; MOD: 100; + AC	6 PK 1432
				PS	MTR-CODE: 4EC;4GC;4GD; MOD: 230; - AC; + EXT-HEAT	6 PK 1635
				PS	MTR-CODE: 4EC;4GC;4GD; MOD: 230; + AC	6 PK 1432
				CAM	FROM: 10.97	ZRK 1425
				CAM	UNTIL: 09.97	ZRK 1424
				CAM	FROM: 09.97	KT 1241
				CAM	UNTIL: 09.97	KT 1240

2.5 DI (EML, ENE/L)

2496 ccm	85 kW	4ED	05.99 - 03.00	ALT	MTR-CODE: 4EB;4EC;4ED;4GC;4GD; MOD: 150; - AC; + EXT-HEAT	6 PK 1635
				ALT	MTR-CODE: 4EB;4EC;4ED;4GC;4GD; MOD: 150; - AC; + STD-HEAT	4 PK 1485
				ALT	MTR-CODE: 4EB;4EC;4ED;4GC;4GD; MOD: 150; + AC	6 PK 1432



FORD

TRANSIT Pritsche/Fahrgestell (E_ _)

2.5 DI (EML, ENE/L)

2496 ccm	85 kW	4ED	05.99 - 03.00	ALT	MTR-CODE: 4ED; MOD: 100; - AC; + EXT-HEAT	6 PK 1635
				ALT	MTR-CODE: 4ED; MOD: 100; + AC	6 PK 1432
				ALT	MTR-CODE: 4ED;4HA; MOD: 190	4 PK 1485
				PS	MTR-CODE: 4ED;4HA; MOD: 190; - AC; + EXT-HEAT	6 PK 1635
				PS	MTR-CODE: 4ED;4HA; MOD: 190; + AC	6 PK 1432
				CAM		ZRK 1425
				CAM		KT 1241

TRANSIT Bus (FD_ _ , FB_ _ , FS_ _ , FZ_ _ , FC_ _)

2.0 DI (F_E_ , F_F_ , F_G_)

1998 ccm	55 kW	D3FA	08.00 - 05.06	ALT	- AC	6 EPK 831
				ALT	MOD: 260; + AC	6 PK 1642
				ALT	MOD: 280; + AC	6 PK 1642
				ALT	MOD: 300; + AC	6 PK 1642
				PS	FROM: 04.03	4 EPK 711
				PS	MOD: 260; AU	4 PK 735
				PS	MOD: 280; AU	4 PK 735
				PS	MOD: 300; AU	4 PK 735

2.0 DI (F_E_ , F_F_ , F_G_)

1998 ccm	63 kW	F3FA	08.00 - 05.06	ALT	- AC	6 EPK 831
				ALT	MTR-CODE: ABFA;ABFB;F3FA; MOD: 300; + AC	6 PK 1642
				ALT	MTR-CODE: F3FA; MOD: 260; + AC	6 PK 1642
				ALT	MTR-CODE: F3FA; MOD: 280; + AC	6 PK 1642
				PS	FROM: 04.03	4 EPK 711
				PS	MTR-CODE: ABFA;ABFB;F3FA; MOD: 300; AU	4 PK 735
				PS	MTR-CODE: F3FA; MOD: 260; AU	4 PK 735
				PS	MTR-CODE: F3FA; MOD: 280; AU	4 PK 735

2.0 DI (F_E_ , F_F_ , F_G_)

1998 ccm	74 kW	ABFA	08.00 - 05.06	ALT	- AC	6 EPK 831
				ALT	MTR-CODE: ABFA;ABFB; MOD: 260; + AC	6 PK 1642
				ALT	MTR-CODE: ABFA;ABFB; MOD: 280; + AC	6 PK 1642
				ALT	MTR-CODE: ABFA;ABFB; MOD: 300; + AC	6 PK 1642
				ALT	MTR-CODE: ABFA;ABFB;F3FA; MOD: 300; + AC	6 PK 1642
				PS	FROM: 04.03	4 EPK 711
				PS	MTR-CODE: ABFA;ABFB; MOD: 260; AU	4 PK 735
				PS	MTR-CODE: ABFA;ABFB; MOD: 280; AU	4 PK 735
				PS	MTR-CODE: ABFA;ABFB; MOD: 300; AU	4 PK 735
				PS	MTR-CODE: ABFA;ABFB;F3FA; MOD: 300; AU	4 PK 735

2.0 TDCi (F_F_ , F_E_ , F_G_)

1998 ccm	92 kW	F1FA	08.02 - 05.06	ALT	- AC	6 EPK 831
				ALT	MOD: 280; + AC	6 PK 1642
				ALT	MOD: 300; + AC	6 PK 1642
				PS	FROM: 04.03	4 EPK 711
				PS	MOD: 280; AU	4 PK 735
				PS	MOD: 300; AU	4 PK 735

2.3 16V [RWD] (F_B_ , F_C_ , F_A_)

2295 ccm	107 kW	E5FA;E5FC	08.00 - 05.06	ALT	MTR-CODE: E5FA; MOD: 350; - AC	6 PK 1775
				ALT	MTR-CODE: E5FA; MOD: 350; + AC	6 PK 1950
				ALT	MTR-CODE: E5FA;E5FC; MOD: 330; - AC	6 PK 1775
				ALT	MTR-CODE: E5FA;E5FC; MOD: 330; + AC	6 PK 1950

2.4 DI [RWD] (F_B_ , F_C_)

2402 ccm	55 kW	F4FA	01.00 - 05.06	ALT	FROM: 08.00; MOD: 330; - AC	7 PK 2710 TM
				ALT	FROM: 08.00; MOD: 330; + AC	7 PK 2875 TM
				ALT	FROM: 09.00; MOD: 350; - AC	7 PK 2710 TM
				ALT	FROM: 09.00; MOD: 350; + AC	7 PK 2875 TM

2.4 DI (F_B_ , F_C_ , F_A_)

2402 ccm	66 kW	D2FA;D2FB;D2FE	01.00 - 05.06	ALT	FROM: 10.01; MTR-CODE: D2FE; MOD: 330; - AC	7 PK 2710 TM
				ALT	FROM: 10.01; MTR-CODE: D2FE; MOD: 330; + AC	7 PK 2875 TM
				ALT	FROM: 10.01; MTR-CODE: D2FE; MOD: 350; - AC	7 PK 2710 TM
				ALT	FROM: 10.01; MTR-CODE: D2FE; MOD: 350; + AC	7 PK 2875 TM

2.4 TDE

2402 ccm	85 kW	FXFA	03.04 - 05.06	ALT	MOD: 300; - AC	7 PK 2710 TM
----------	-------	------	---------------	-----	----------------	--------------



FORD

TRANSIT Bus (FD __, FB __, FS __, FZ __, FC __)

2.4 TDE

2402 ccm	85 kW	FXFA	03.04 - 05.06	ALT	MOD: 300; + AC	7 PK 2875 TM
				ALT	MOD: 330; - AC	7 PK 2710 TM
				ALT	MOD: 330; + AC	7 PK 2875 TM
				ALT	MOD: 350; - AC	7 PK 2710 TM
				ALT	MOD: 350; + AC	7 PK 2875 TM

2.4 DI [RWD] (F_B __, F_C __, F_A __)

2402 ccm	88 kW	D4FA	01.00 - 05.06	ALT	FROM: 08.00; MOD: 330; - AC	7 PK 2710 TM
				ALT	FROM: 08.00; MOD: 330; + AC	7 PK 2875 TM
				ALT	FROM: 08.00; MOD: 350; - AC	7 PK 2710 TM
				ALT	FROM: 08.00; MOD: 350; + AC	7 PK 2875 TM

2.4 TDE (F_C __, F_B __, F_A __)

2402 ccm	92 kW	DOFA	07.01 - 05.06	ALT	MTR-CODE: DOFA;TBE; MOD: 330; - AC	7 PK 2710 TM
				ALT	MTR-CODE: DOFA;TBE; MOD: 330; + AC	7 PK 2875 TM
				ALT	MTR-CODE: DOFA;TBE; MOD: 350; - AC	7 PK 2710 TM
				ALT	MTR-CODE: DOFA;TBE; MOD: 350; + AC	7 PK 2875 TM

2.4 TDCi

2402 ccm	101 kW	H9FA	03.04 - 05.06	ALT	MOD: 330; - AC	7 PK 2710 TM
				ALT	MOD: 330; + AC	7 PK 2875 TM
				ALT	MOD: 350; - AC	7 PK 2710 TM
				ALT	MOD: 350; + AC	7 PK 2875 TM

TRANSIT Kasten (FA __)

2.3

2295 ccm	105 kW	E5FC	03.01 - 03.06	ALT	MOD: 330; - AC	6 PK 1775
				ALT	MOD: 330; + AC	6 PK 1950

2.3 16V [RWD] (FAA __, FAB __, FAC __)

2295 ccm	107 kW	E5FA;E5FC	04.01 - 05.06	ALT	MTR-CODE: E5FA; MOD: 350; - AC	6 PK 1775
				ALT	MTR-CODE: E5FA; MOD: 350; + AC	6 PK 1950
				ALT	MTR-CODE: E5FA;E5FC; MOD: 330; - AC	6 PK 1775
				ALT	MTR-CODE: E5FA;E5FC; MOD: 330; + AC	6 PK 1950

2.0 DI (FAE __, FAF __, FAG __)

1998 ccm	55 kW	D3FA	08.00 - 05.06	ALT	- AC	6 EPK 831
				ALT	MOD: 260; + AC	6 PK 1642
				ALT	MOD: 280; + AC	6 PK 1642
				PS	FROM: 04.03	4 EPK 711
				PS	MOD: 260; AU	4 PK 735
				PS	MOD: 280; AU	4 PK 735

2.0 DI (FAE __, FAF __, FAG __)

1998 ccm	63 kW	F3FA	08.00 - 05.06	ALT	- AC	6 EPK 831
				ALT	MOD: 260; + AC	6 PK 1642
				ALT	MOD: 280; + AC	6 PK 1642
				ALT	MOD: 300; + AC	6 PK 1642
				PS	FROM: 04.03	4 EPK 711
				PS	MOD: 260; AU	4 PK 735
				PS	MOD: 280; AU	4 PK 735
				PS	MOD: 300; AU	4 PK 735

2.0 DI (FAE __, FAF __, FAG __)

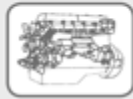
1998 ccm	74 kW	ABFA	08.00 - 05.06	ALT	- AC	6 EPK 831
				ALT	MTR-CODE: ABFA;ABFB; MOD: 260; + AC	6 PK 1642
				ALT	MTR-CODE: ABFA;ABFB; MOD: 280; + AC	6 PK 1642
				ALT	MTR-CODE: ABFA;ABFB; MOD: 300; + AC	6 PK 1642
				PS	FROM: 04.03	4 EPK 711
				PS	MTR-CODE: ABFA;ABFB; MOD: 260; AU	4 PK 735
				PS	MTR-CODE: ABFA;ABFB; MOD: 280; AU	4 PK 735
				PS	MTR-CODE: ABFA;ABFB; MOD: 300; AU	4 PK 735

2.0 TDCi

1998 ccm	92 kW	F1FA	08.02 - 05.06	ALT	- AC	6 EPK 831
				ALT	MOD: 260; + AC	6 PK 1642
				ALT	MOD: 280; + AC	6 PK 1642
				ALT	MOD: 300; + AC	6 PK 1642
				PS	FROM: 04.03	4 EPK 711
				PS	MOD: 260; AU	4 PK 735
				PS	MOD: 280; AU	4 PK 735
				PS	MOD: 300; AU	4 PK 735

2.4 TD

2402 ccm	55 kW	F4FA	08.00 - 08.03	ALT	MOD: 350; - AC	7 PK 2710 TM
----------	-------	------	---------------	-----	----------------	--------------



FORD

TRANSIT Kasten (FA__)

2.4 TD

2402 ccm 55 kW F4FA 08.00 - 08.03 ALT MOD: 350; + AC 7 PK 2875 TM

2.4 DI [RWD] (FAA_, FAB_, FAC_, FAD_)

2402 ccm 55 kW F4FA 01.00 - 05.06 ALT MOD: 330; - AC 7 PK 2710 TM
ALT MOD: 330; + AC 7 PK 2875 TM
ALT MOD: 350; - AC 7 PK 2710 TM
ALT MOD: 350; + AC 7 PK 2875 TM

2.4 DI (FAA_, FAB_, FAC_, FAD_)

2402 ccm 66 kW D2FA;D2FB;D2FE 01.00 - 05.06 ALT FROM: 10.01; MTR-CODE: D2FE; MOD: 300; - AC 7 PK 2710 TM
ALT FROM: 10.01; MTR-CODE: D2FE; MOD: 300; + AC 7 PK 2875 TM
ALT MTR-CODE: D2FA;D2FE; MOD: 330; - AC 7 PK 2710 TM
ALT MTR-CODE: D2FA;D2FE; MOD: 330; + AC 7 PK 2875 TM
ALT MTR-CODE: D2FA;D2FE; MOD: 350; - AC 7 PK 2710 TM
ALT MTR-CODE: D2FA;D2FE; MOD: 350; + AC 7 PK 2875 TM

2.4 TDE

2402 ccm 85 kW FXFA 03.04 - 05.06 ALT MOD: 300; - AC 7 PK 2710 TM
ALT MOD: 300; + AC 7 PK 2875 TM
ALT MOD: 330; - AC 7 PK 2710 TM
ALT MOD: 330; + AC 7 PK 2875 TM
ALT MOD: 350; - AC 7 PK 2710 TM
ALT MOD: 350; + AC 7 PK 2875 TM

2.4 TDdi

2402 ccm 88 kW D4FA 08.00 - 08.03 ALT MOD: 260; - AC 7 PK 2710 TM
ALT MOD: 260; + AC 7 PK 2875 TM
ALT MOD: 280; - AC 7 PK 2710 TM
ALT MOD: 280; + AC 7 PK 2875 TM
ALT MOD: 330; - AC 7 PK 2710 TM
ALT MOD: 330; + AC 7 PK 2875 TM
ALT MOD: 350; - AC 7 PK 2710 TM
ALT MOD: 350; + AC 7 PK 2875 TM

2.4 DI [RWD] (FAA_, FAB_, FAC_, FAD_)

2402 ccm 88 kW D4FA 01.00 - 05.06 ALT FROM: 08.00; MOD: 350; - AC 7 PK 2710 TM
ALT FROM: 08.00; MOD: 350; + AC 7 PK 2875 TM
ALT MOD: 330; - AC 7 PK 2710 TM
ALT MOD: 330; + AC 7 PK 2875 TM

2.4 TDE

2402 ccm 92 kW DOFA 07.01 - 05.06 ALT MTR-CODE: DOFA;TBE; MOD: 300; - AC 7 PK 2710 TM
ALT MTR-CODE: DOFA;TBE; MOD: 300; + AC 7 PK 2875 TM
ALT MTR-CODE: DOFA;TBE; MOD: 330; - AC 7 PK 2710 TM
ALT MTR-CODE: DOFA;TBE; MOD: 330; + AC 7 PK 2875 TM
ALT MTR-CODE: DOFA;TBE; MOD: 350; - AC 7 PK 2710 TM
ALT MTR-CODE: DOFA;TBE; MOD: 350; + AC 7 PK 2875 TM

2.4 TDCi

2402 ccm 101 kW H9FA 03.04 - 05.06 ALT MOD: 330; - AC 7 PK 2710 TM
ALT MOD: 330; + AC 7 PK 2875 TM
ALT MOD: 350; - AC 7 PK 2710 TM
ALT MOD: 350; + AC 7 PK 2875 TM

TRANSIT Pritsche/Fahrgestell (FM__, FN__)

2.3 16V (F_A_, F_B_, F_C_, F_D_)

2295 ccm 107 kW E5FA;E5FC 04.01 - 05.06 ALT MTR-CODE: E5FA; MOD: 350; - AC 6 PK 1775
ALT MTR-CODE: E5FA; MOD: 350; + AC 6 PK 1950
ALT MTR-CODE: E5FA;E5FC; MOD: 330; - AC 6 PK 1775
ALT MTR-CODE: E5FA;E5FC; MOD: 330; + AC 6 PK 1950

2.0 DI (F_E_, F_F_)

1998 ccm 55 kW D3FA 08.00 - 05.06 ALT - AC 6 EPK 831
ALT MOD: 280; + AC 6 PK 1642
PS FROM: 04.03 4 EPK 711
PS MOD: 280; AU 4 PK 735

2.0 DI (F_E_, F_F_)

1998 ccm 63 kW F3FA 08.00 - 05.06 ALT - AC 6 EPK 831
ALT MTR-CODE: ABFA;ABFB;F3FA; MOD: 300; + AC 6 PK 1642
ALT MTR-CODE: F3FA; MOD: 260; + AC 6 PK 1642
ALT MTR-CODE: F3FA; MOD: 280; + AC 6 PK 1642
ALT MTR-CODE: F3FA; MOD: 300; + AC 6 PK 1642



FORD

TRANSIT Pritsche/Fahrgestell (FM_-, FN_-)

2.0 DI (F_E_, F_F_)

1998 ccm	63 kW	F3FA	08.00 - 05.06	PS	FROM: 04.03	4 EPK 711
				PS	MTR-CODE: ABFA;ABFB;F3FA; MOD: 300; AU	4 PK 735
				PS	MTR-CODE: F3FA; MOD: 260; AU	4 PK 735
				PS	MTR-CODE: F3FA; MOD: 280; AU	4 PK 735
				PS	MTR-CODE: F3FA; MOD: 300; AU	4 PK 735

2.0 DI (F_E_, F_F_)

1998 ccm	74 kW	ABFA	08.00 - 05.06	ALT	- AC	6 EPK 831
				ALT	MTR-CODE: ABFA;ABFB; MOD: 260; + AC	6 PK 1642
				ALT	MTR-CODE: ABFA;ABFB; MOD: 280; + AC	6 PK 1642
				ALT	MTR-CODE: ABFA;ABFB; MOD: 300; + AC	6 PK 1642
				ALT	MTR-CODE: ABFA;ABFB;F3FA; MOD: 300; + AC	6 PK 1642
				PS	FROM: 04.03	4 EPK 711
				PS	MTR-CODE: ABFA;ABFB; MOD: 260; AU	4 PK 735
				PS	MTR-CODE: ABFA;ABFB; MOD: 280; AU	4 PK 735
				PS	MTR-CODE: ABFA;ABFB; MOD: 300; AU	4 PK 735
				PS	MTR-CODE: ABFA;ABFB;F3FA; MOD: 300; AU	4 PK 735

2.0 TDCi (F_E_, F_F_)

1998 ccm	92 kW	F1FA	08.02 - 05.06	ALT	- AC	6 EPK 831
				ALT	MOD: 280; + AC	6 PK 1642
				ALT	MOD: 300; + AC	6 PK 1642
				PS	FROM: 04.03	4 EPK 711
				PS	MOD: 280; AU	4 PK 735
				PS	MOD: 300; AU	4 PK 735

2.4 DI (F_A_, F_B_, F_C_, F_D_)

2402 ccm	55 kW	F4FA	01.00 - 05.06	ALT	MOD: 330; - AC	7 PK 2710 TM
				ALT	MOD: 330; + AC	7 PK 2875 TM
				ALT	MOD: 350; - AC	7 PK 2710 TM
				ALT	MOD: 350; + AC	7 PK 2875 TM

2.4 DI (F_A_, F_B_, F_C_, F_D_)

2402 ccm	66 kW	D2FA;D2FB;D2FE	01.00 - 05.06	ALT	FROM: 10.01; MTR-CODE: D2FA; MOD: 430; - AC	7 PK 2710 TM
				ALT	FROM: 10.01; MTR-CODE: D2FA; MOD: 430; + AC	7 PK 2875 TM
				ALT	MTR-CODE: D2FA; MOD: 425; - AC	7 PK 2710 TM
				ALT	MTR-CODE: D2FA; MOD: 425; + AC	7 PK 2875 TM
				ALT	MTR-CODE: D2FA;D2FE; MOD: 330; - AC	7 PK 2710 TM
				ALT	MTR-CODE: D2FA;D2FE; MOD: 330; + AC	7 PK 2875 TM
				ALT	MTR-CODE: D2FA;D2FE; MOD: 350; - AC	7 PK 2710 TM
				ALT	MTR-CODE: D2FA;D2FE; MOD: 350; + AC	7 PK 2875 TM

2.4 TDE

2402 ccm	85 kW	FXFA	03.04 - 05.06	ALT	MOD: 300; - AC	7 PK 2710 TM
				ALT	MOD: 300; + AC	7 PK 2875 TM
				ALT	MOD: 330; - AC	7 PK 2710 TM
				ALT	MOD: 330; + AC	7 PK 2875 TM
				ALT	MOD: 350; - AC	7 PK 2710 TM
				ALT	MOD: 350; + AC	7 PK 2875 TM

2.4 TDdi

2402 ccm	88 kW	D4FA	08.00 - 08.03	ALT	MOD: 280; - AC	7 PK 2710 TM
				ALT	MOD: 280; + AC	7 PK 2875 TM

2.4 DI (F_A_, F_B_, F_C_, F_D_)

2402 ccm	88 kW	D4FA	01.00 - 05.06	ALT	FROM: 08.00; MOD: 260; - AC	7 PK 2710 TM
				ALT	FROM: 08.00; MOD: 260; + AC	7 PK 2875 TM
				ALT	FROM: 08.00; MOD: 280; - AC	7 PK 2710 TM
				ALT	FROM: 08.00; MOD: 280; + AC	7 PK 2875 TM
				ALT	MOD: 330; - AC	7 PK 2710 TM
				ALT	MOD: 330; + AC	7 PK 2875 TM
				ALT	MOD: 350; - AC	7 PK 2710 TM
				ALT	MOD: 350; + AC	7 PK 2875 TM
				ALT	MOD: 425; - AC	7 PK 2710 TM
				ALT	MOD: 425; + AC	7 PK 2875 TM

2.4 TDE

2402 ccm	92 kW	DOFA	07.01 - 05.06	ALT	MTR-CODE: DOFA;TBE; MOD: 330; - AC	7 PK 2710 TM
				ALT	MTR-CODE: DOFA;TBE; MOD: 330; + AC	7 PK 2875 TM
				ALT	MTR-CODE: DOFA;TBE; MOD: 350; - AC	7 PK 2710 TM
				ALT	MTR-CODE: DOFA;TBE; MOD: 350; + AC	7 PK 2875 TM
				ALT	MTR-CODE: TBE; MOD: 410; - AC	7 PK 2710 TM



FORD

TRANSIT Pritsche/Fahrgestell (FM_ , FN_)

2.4 TDE

2402 ccm	92 kW	DOFA	07.01 - 05.06	ALT	MTR-CODE: TBE; MOD: 410; + AC	7 PK 2875 TM
				ALT	MTR-CODE: TBE; MOD: 425; - AC	7 PK 2710 TM
				ALT	MTR-CODE: TBE; MOD: 425; + AC	7 PK 2875 TM

2.4 TDCi

2402 ccm	101 kW	H9FA	03.04 - 05.06	ALT	MOD: 330; - AC	7 PK 2710 TM
				ALT	MOD: 330; + AC	7 PK 2875 TM
				ALT	MOD: 350; - AC	7 PK 2710 TM
				ALT	MOD: 350; + AC	7 PK 2875 TM
				ALT	MOD: 425; - AC	7 PK 2710 TM
				ALT	MOD: 425; + AC	7 PK 2875 TM
				ALT	MOD: 430; - AC	7 PK 2710 TM
				ALT	MOD: 430; + AC	7 PK 2875 TM

TRANSIT TOURNEO

2.2 TDCi

2198 ccm	81 kW	QVFA	07.06 -	ALT	- AC	6 EPK 873
				ALT	+ AC	6 PK 1670
				PS		4 EPK 922

2.2 TDCi

2198 ccm	85 kW	SRFA;SRFB;SRFC;SRFD;SRFE	10.08 -	ALT	+ AC	6 PK 1670
----------	-------	--------------------------	---------	-----	------	-----------

2.2 TDCi

2198 ccm	96 kW	QWFA	07.06 -	ALT	- AC	6 EPK 873
				ALT	+ AC	6 PK 1670
				PS		4 EPK 922

2.2 TDCi

2198 ccm	103 kW	PGFA;PGFB	10.07 -	ALT	- AC	6 EPK 873
				ALT	+ AC	6 PK 1670
				PS		4 EPK 922

TRANSIT Bus

2.2 TDCi

2198 ccm	63 kW	P8FA;P8FB	04.06 -	ALT	- AC	6 EPK 873
				ALT	MTR-CODE: P8FA; + AC	6 PK 1670
				ALT	MTR-CODE: P8FA; MOD: 280; + AC	6 PK 1670
				ALT	MTR-CODE: P8FA; MOD: 300; + AC	6 PK 1670
				ALT	MTR-CODE: P8FA;PGFA;QVFA;QWFA; MOD: 300; + AC	6 PK 1670
				PS		4 EPK 922

2.2 TDCi

2198 ccm	81 kW	QVFA	04.06 -	ALT	- AC	6 EPK 873
				ALT	MTR-CODE: P8FA;PGFA;QVFA;QWFA; MOD: 300; + AC	6 PK 1670
				ALT	MTR-CODE: QVFA; MOD: 280; + AC	6 PK 1670
				ALT	MTR-CODE: QVFA; MOD: 300; + AC	6 PK 1670
				ALT	MTR-CODE: QVFA; MOD: 330; + AC	6 PK 1670
				ALT	MTR-CODE: QVFA; MOD: 350; + AC	6 PK 1670
				PS		4 EPK 922

2.2 TDCi

2198 ccm	85 kW	SRFA;SRFB;SRFC;SRFD;SRFE	10.08 -	ALT	MTR-CODE: P8FA;PGFA;QVFA;QWFA; MOD: 300; + AC	6 PK 1670
				ALT	MTR-CODE: QVFA; MOD: 280; + AC	6 PK 1670
				ALT	MTR-CODE: QVFA; MOD: 300; + AC	6 PK 1670
				ALT	MTR-CODE: QVFA; MOD: 330; + AC	6 PK 1670
				ALT	MTR-CODE: QVFA; MOD: 350; + AC	6 PK 1670

2.2 TDCi

2198 ccm	96 kW	QWFA	04.06 -	ALT	- AC	6 EPK 873
				ALT	MTR-CODE: P8FA;PGFA;QVFA;QWFA; MOD: 300; + AC	6 PK 1670
				ALT	MTR-CODE: QWFA; MOD: 280; + AC	6 PK 1670
				ALT	MTR-CODE: QWFA; MOD: 300; + AC	6 PK 1670
				ALT	MTR-CODE: QWFA; MOD: 330; + AC	6 PK 1670
				ALT	MTR-CODE: QWFA; MOD: 350; + AC	6 PK 1670
				PS		4 EPK 922

2.2 TDCi

2198 ccm	103 kW	PGFA;PGFB;UHFA;UHFB;UHFC	10.07 -	ALT	- AC	6 EPK 873
				ALT	MTR-CODE: P8FA;PGFA;QVFA;QWFA; MOD: 300; + AC	6 PK 1670



FORD

TRANSIT Bus

2.2 TDCi

2198 ccm	103 kW	PGFA;PGFB;UHFA;UHFB;UHFC	10.07 -	ALT	MTR-CODE: PGFA; MOD: 280; + AC	6 PK 1670
				ALT	MTR-CODE: PGFA; MOD: 300; + AC	6 PK 1670
				ALT	MTR-CODE: PGFA; MOD: 330; + AC	6 PK 1670
				ALT	MTR-CODE: PGFA; MOD: 350; + AC	6 PK 1670
				PS		4 EPK 922

2.4 TDCi

2402 ccm	74 kW	PHFA;PHFC	04.06 -	ALT	MTR-CODE: PHFA; MOD: 330; + AC	7 PK 2842 TM
				ALT	MTR-CODE: PHFA; MOD: 350; + AC	7 PK 2842 TM
				ALT	MTR-CODE: PHFA; OE-NO.: 6C1Q6C301GB; MOD: 330; - AC	7 PK 2682 TM
				ALT	MTR-CODE: PHFA; OE-NO.: 6C1Q6C301GB; MOD: 350; - AC	7 PK 2682 TM
				ALT	MTR-CODE: PHFA; OE-NO.: YC1E6C301AB/CB; MOD: 330; - AC	7 PK 2710 TM
				ALT	MTR-CODE: PHFA; OE-NO.: YC1E6C301AB/CB; MOD: 350; - AC	7 PK 2710 TM
				ALT	MTR-CODE: PHFA; OE-NO.: YC1E6C301BB/DB; MOD: 330; - AC	7 PK 2875 TM
				ALT	MTR-CODE: PHFA; OE-NO.: YC1E6C301BB/DB; MOD: 350; - AC	7 PK 2875 TM

2.4 TDCi

2402 ccm	85 kW	JXFA;JXFC	04.06 -	ALT	MOD: 330; + AC	7 PK 2842 TM
				ALT	MOD: 350; + AC	7 PK 2842 TM
				ALT	MOD: 430; + AC	7 PK 2842 TM
				ALT	OE-NO.: 6C1Q6C301GB; MOD: 330; - AC	7 PK 2682 TM
				ALT	OE-NO.: 6C1Q6C301GB; MOD: 350; - AC	7 PK 2682 TM
				ALT	OE-NO.: 6C1Q6C301GB; MOD: 430; - AC	7 PK 2682 TM
				ALT	OE-NO.: YC1E6C301AB/CB; MOD: 330; - AC	7 PK 2710 TM
				ALT	OE-NO.: YC1E6C301AB/CB; MOD: 350; - AC	7 PK 2710 TM
				ALT	OE-NO.: YC1E6C301AB/CB; MOD: 430; - AC	7 PK 2710 TM
				ALT	OE-NO.: YC1E6C301BB/DB; MOD: 330; - AC	7 PK 2875 TM
				ALT	OE-NO.: YC1E6C301BB/DB; MOD: 350; - AC	7 PK 2875 TM
				ALT	OE-NO.: YC1E6C301BB/DB; MOD: 430; - AC	7 PK 2875 TM

2.4 TDCi

2402 ccm	103 kW	H9FD	04.06 -	ALT	MTR-CODE: HPFB; MOD: 330; + AC	7 PK 2842 TM
				ALT	MTR-CODE: HPFB; MOD: 350; + AC	7 PK 2842 TM
				ALT	MTR-CODE: HPFB; OE-NO.: 6C1Q6C301GB; MOD: 330; - AC	7 PK 2682 TM
				ALT	MTR-CODE: HPFB; OE-NO.: 6C1Q6C301GB; MOD: 350; - AC	7 PK 2682 TM
				ALT	MTR-CODE: HPFB; OE-NO.: YC1E6C301AB/CB; MOD: 330; - AC	7 PK 2710 TM
				ALT	MTR-CODE: HPFB; OE-NO.: YC1E6C301AB/CB; MOD: 350; - AC	7 PK 2710 TM
				ALT	MTR-CODE: HPFB; OE-NO.: YC1E6C301BB/DB; MOD: 330; - AC	7 PK 2875 TM
				ALT	MTR-CODE: HPFB; OE-NO.: YC1E6C301BB/DB; MOD: 350; - AC	7 PK 2875 TM

2.4 TDCi 4x4

2402 ccm	103 kW	H9FB	11.06 -	ALT	MTR-CODE: HPFB; MOD: 330; + AC	7 PK 2842 TM
				ALT	MTR-CODE: HPFB; MOD: 350; + AC	7 PK 2842 TM
				ALT	MTR-CODE: HPFB; OE-NO.: 6C1Q6C301GB; MOD: 330; - AC	7 PK 2682 TM
				ALT	MTR-CODE: HPFB; OE-NO.: 6C1Q6C301GB; MOD: 350; - AC	7 PK 2682 TM
				ALT	MTR-CODE: HPFB; OE-NO.: YC1E6C301AB/CB; MOD: 330; - AC	7 PK 2710 TM
				ALT	MTR-CODE: HPFB; OE-NO.: YC1E6C301AB/CB; MOD: 350; - AC	7 PK 2710 TM
				ALT	MTR-CODE: HPFB; OE-NO.: YC1E6C301BB/DB; MOD: 330; - AC	7 PK 2875 TM
				ALT	MTR-CODE: HPFB; OE-NO.: YC1E6C301BB/DB; MOD: 350; - AC	7 PK 2875 TM

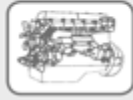
3.2 TDCi

3199 ccm	147 kW	SAFA;SAFB	02.08 -	ALT	MOD: 350; - AC	7 PK 2682 TM
				ALT	MOD: 350; + AC	7 PK 2842 TM

TRANSIT Kasten

2.3 16V

2295 ccm	107 kW	GZFA;GZFC	04.06 -	ALT	MTR-CODE: GZFA; MOD: 300; - AC	6 PK 2205
----------	--------	-----------	---------	-----	--------------------------------	-----------



FORD

TRANSIT Kasten

2.3 16V

2295 ccm	107 kW	GZFA;GZFC	04.06 -	ALT	MTR-CODE: GZFA; MOD: 330; - AC	6 PK 2205
				ALT	MTR-CODE: GZFA; MOD: 350; - AC	6 PK 2205

2.2 TDCi

2198 ccm	63 kW	P8FA;P8FB	04.06 -	ALT	- AC	6 EPK 873
				ALT	MTR-CODE: P8FA; MOD: 260; + AC	6 PK 1670
				ALT	MTR-CODE: P8FA; MOD: 280; + AC	6 PK 1670
				ALT	MTR-CODE: P8FA; MOD: 300; + AC	6 PK 1670
				ALT	MTR-CODE: P8FA;PGFA;QVFA;QWFA; MOD: 300; + AC	6 PK 1670
				PS		4 EPK 922

2.2 TDCi

2198 ccm	81 kW	QVFA	04.06 -	ALT	- AC	6 EPK 873
				ALT	MTR-CODE: P8FA;PGFA;QVFA;QWFA; MOD: 300; + AC	6 PK 1670
				ALT	MTR-CODE: QVFA; MOD: 260; + AC	6 PK 1670
				ALT	MTR-CODE: QVFA; MOD: 280; + AC	6 PK 1670
				ALT	MTR-CODE: QVFA; MOD: 300; + AC	6 PK 1670
				ALT	MTR-CODE: QVFA; MOD: 330; + AC	6 PK 1670
				ALT	MTR-CODE: QVFA; MOD: 350; + AC	6 PK 1670
				PS		4 EPK 922

2.2 TDCi

2198 ccm	85 kW	SRFA;SRFB;SRFC;SRFD;SRFE	10.08 -	ALT	MTR-CODE: P8FA;PGFA;QVFA;QWFA; MOD: 300; + AC	6 PK 1670
				ALT	MTR-CODE: QVFA; MOD: 260; + AC	6 PK 1670
				ALT	MTR-CODE: QVFA; MOD: 280; + AC	6 PK 1670
				ALT	MTR-CODE: QVFA; MOD: 300; + AC	6 PK 1670
				ALT	MTR-CODE: QVFA; MOD: 330; + AC	6 PK 1670
				ALT	MTR-CODE: QVFA; MOD: 350; + AC	6 PK 1670
				PS		4 EPK 922

2.2 TDCi

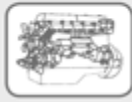
2198 ccm	96 kW	QWFA	04.06 -	ALT	- AC	6 EPK 873
				ALT	MTR-CODE: P8FA;PGFA;QVFA;QWFA; MOD: 300; + AC	6 PK 1670
				ALT	MTR-CODE: QWFA; MOD: 260; + AC	6 PK 1670
				ALT	MTR-CODE: QWFA; MOD: 280; + AC	6 PK 1670
				ALT	MTR-CODE: QWFA; MOD: 300; + AC	6 PK 1670
				ALT	MTR-CODE: QWFA; MOD: 330; + AC	6 PK 1670
				ALT	MTR-CODE: QWFA; MOD: 350; + AC	6 PK 1670
				PS		4 EPK 922

2.2 TDCi

2198 ccm	103 kW	PGFA;PGFB;UHFA;UHFB;UHFC	10.07 -	ALT	- AC	6 EPK 873
				ALT	MTR-CODE: P8FA;PGFA;QVFA;QWFA; MOD: 300; + AC	6 PK 1670
				ALT	MTR-CODE: PGFA; MOD: 260; + AC	6 PK 1670
				ALT	MTR-CODE: PGFA; MOD: 280; + AC	6 PK 1670
				ALT	MTR-CODE: PGFA; MOD: 300; + AC	6 PK 1670
				ALT	MTR-CODE: PGFA; MOD: 330; + AC	6 PK 1670
				ALT	MTR-CODE: PGFA; MOD: 350; + AC	6 PK 1670
				PS		4 EPK 922

2.4 TDCi

2402 ccm	74 kW	PHFA;PHFC	04.06 -	ALT	MTR-CODE: PHFA; MOD: 300; + AC	7 PK 2842 TM
				ALT	MTR-CODE: PHFA; MOD: 330; + AC	7 PK 2842 TM
				ALT	MTR-CODE: PHFA; MOD: 350; + AC	7 PK 2842 TM
				ALT	MTR-CODE: PHFA; MOD: 430; + AC	7 PK 2842 TM
				ALT	MTR-CODE: PHFA; OE-NO.: 6C1Q6C301GB; MOD: 300; - AC	7 PK 2682 TM
				ALT	MTR-CODE: PHFA; OE-NO.: 6C1Q6C301GB; MOD: 330; - AC	7 PK 2682 TM
				ALT	MTR-CODE: PHFA; OE-NO.: 6C1Q6C301GB; MOD: 350; - AC	7 PK 2682 TM
				ALT	MTR-CODE: PHFA; OE-NO.: 6C1Q6C301GB; MOD: 430; - AC	7 PK 2682 TM
				ALT	MTR-CODE: PHFA; OE-NO.: YC1E6C301AB/CB; MOD: 300; - AC	7 PK 2710 TM
				ALT	MTR-CODE: PHFA; OE-NO.: YC1E6C301AB/CB; MOD: 330; - AC	7 PK 2710 TM
				ALT	MTR-CODE: PHFA; OE-NO.: YC1E6C301AB/CB; MOD: 350; - AC	7 PK 2710 TM



FORD

TRANSIT Kasten

2.4 TDCi

2402 ccm	74 kW	PHFA;PHFC	04.06 -	ALT	MTR-CODE: PHFA; OE-NO.: YC1E6C301AB/CB; MOD: 430; - AC	7 PK 2710 TM
				ALT	MTR-CODE: PHFA; OE-NO.: YC1E6C301BB/DB; MOD: 300; - AC	7 PK 2875 TM
				ALT	MTR-CODE: PHFA; OE-NO.: YC1E6C301BB/DB; MOD: 330; - AC	7 PK 2875 TM
				ALT	MTR-CODE: PHFA; OE-NO.: YC1E6C301BB/DB; MOD: 350; - AC	7 PK 2875 TM
				ALT	MTR-CODE: PHFA; OE-NO.: YC1E6C301BB/DB; MOD: 430; - AC	7 PK 2875 TM

2.4 TDCi

2402 ccm	85 kW	JXFA;JXFC	04.06 -	ALT	MOD: 330; + AC	7 PK 2842 TM
				ALT	MOD: 350; + AC	7 PK 2842 TM
				ALT	MOD: 430; + AC	7 PK 2842 TM
				ALT	MOD: 460; + AC	7 PK 2842 TM
				ALT	OE-NO.: 6C1Q6C301GB; MOD: 330; - AC	7 PK 2682 TM
				ALT	OE-NO.: 6C1Q6C301GB; MOD: 350; - AC	7 PK 2682 TM
				ALT	OE-NO.: 6C1Q6C301GB; MOD: 430; - AC	7 PK 2682 TM
				ALT	OE-NO.: 6C1Q6C301GB; MOD: 460; - AC	7 PK 2682 TM
				ALT	OE-NO.: YC1E6C301AB/CB; MOD: 330; - AC	7 PK 2710 TM
				ALT	OE-NO.: YC1E6C301AB/CB; MOD: 350; - AC	7 PK 2710 TM
				ALT	OE-NO.: YC1E6C301AB/CB; MOD: 430; - AC	7 PK 2710 TM
				ALT	OE-NO.: YC1E6C301AB/CB; MOD: 460; - AC	7 PK 2710 TM
				ALT	OE-NO.: YC1E6C301BB/DB; MOD: 330; - AC	7 PK 2875 TM
				ALT	OE-NO.: YC1E6C301BB/DB; MOD: 350; - AC	7 PK 2875 TM
				ALT	OE-NO.: YC1E6C301BB/DB; MOD: 430; - AC	7 PK 2875 TM
				ALT	OE-NO.: YC1E6C301BB/DB; MOD: 460; - AC	7 PK 2875 TM

2.4 TDCi

2402 ccm	103 kW	H9FD	04.06 -	ALT	MTR-CODE: HPFB; MOD: 330; + AC	7 PK 2842 TM
				ALT	MTR-CODE: HPFB; MOD: 350; + AC	7 PK 2842 TM
				ALT	MTR-CODE: HPFB; MOD: 430; + AC	7 PK 2842 TM
				ALT	MTR-CODE: HPFB; MOD: 460; + AC	7 PK 2842 TM
				ALT	MTR-CODE: HPFB; OE-NO.: 6C1Q6C301GB; MOD: 330; - AC	7 PK 2682 TM
				ALT	MTR-CODE: HPFB; OE-NO.: 6C1Q6C301GB; MOD: 350; - AC	7 PK 2682 TM
				ALT	MTR-CODE: HPFB; OE-NO.: 6C1Q6C301GB; MOD: 430; - AC	7 PK 2682 TM
				ALT	MTR-CODE: HPFB; OE-NO.: 6C1Q6C301GB; MOD: 460; - AC	7 PK 2682 TM
				ALT	MTR-CODE: HPFB; OE-NO.: YC1E6C301AB/CB; MOD: 330; - AC	7 PK 2710 TM
				ALT	MTR-CODE: HPFB; OE-NO.: YC1E6C301AB/CB; MOD: 350; - AC	7 PK 2710 TM
				ALT	MTR-CODE: HPFB; OE-NO.: YC1E6C301AB/CB; MOD: 430; - AC	7 PK 2710 TM
				ALT	MTR-CODE: HPFB; OE-NO.: YC1E6C301AB/CB; MOD: 460; - AC	7 PK 2710 TM
				ALT	MTR-CODE: HPFB; OE-NO.: YC1E6C301BB/DB; MOD: 330; - AC	7 PK 2875 TM
				ALT	MTR-CODE: HPFB; OE-NO.: YC1E6C301BB/DB; MOD: 350; - AC	7 PK 2875 TM
				ALT	MTR-CODE: HPFB; OE-NO.: YC1E6C301BB/DB; MOD: 430; - AC	7 PK 2875 TM
				ALT	MTR-CODE: HPFB; OE-NO.: YC1E6C301BB/DB; MOD: 460; - AC	7 PK 2875 TM

2.4 TDCi 4x4

2402 ccm	103 kW	H9FB	11.06 -	ALT	MOD: 350; + AC	7 PK 2842 TM
				ALT	OE-NO.: 6C1Q6C301GB; MOD: 350; - AC	7 PK 2682 TM
				ALT	OE-NO.: YC1E6C301AB/CB; MOD: 350; - AC	7 PK 2710 TM
				ALT	OE-NO.: YC1E6C301BB/DB; MOD: 350; - AC	7 PK 2875 TM

3.2 TDCi

3199 ccm	147 kW	SAFA;SAFB	09.07 -	ALT	MTR-CODE: 32DDOP; MOD: 350; - AC	7 PK 2682 TM
				ALT	MTR-CODE: 32DDOP; MOD: 350; + AC	7 PK 2842 TM
				ALT	MTR-CODE: 32DDOP; MOD: 460; - AC	7 PK 2682 TM
				ALT	MTR-CODE: 32DDOP; MOD: 460; + AC	7 PK 2842 TM

TRANSIT Pritsche/Fahrgestell

2.3 16V

2295 ccm	107 kW	GZFA;GZFC	04.06 -	ALT	MTR-CODE: GZFB; MOD: 300; - AC	6 PK 2205
----------	--------	-----------	---------	-----	--------------------------------	-----------



FORD

TRANSIT Pritsche/Fahrgestell

2.3 16V

2295 ccm	107 kW	GZFA;GZFC	04.06 -	ALT	MTR-CODE: GZFB; MOD: 330; - AC	6 PK 2205
				ALT	MTR-CODE: GZFB; MOD: 350; - AC	6 PK 2205

2.2 TDCi

2198 ccm	63 kW	P8FA;P8FB	04.06 -	ALT	- AC	6 EPK 873
				ALT	MTR-CODE: P8FA; MOD: 300; + AC	6 PK 1670
				ALT	MTR-CODE: P8FA;PGFA;QVFA;QWFA; MOD: 300; + AC	6 PK 1670
				PS		4 EPK 922

2.2 TDCi

2198 ccm	81 kW	QVFA	04.06 -	ALT	- AC	6 EPK 873
				ALT	MTR-CODE: P8FA;PGFA;QVFA;QWFA; MOD: 300; + AC	6 PK 1670
				ALT	MTR-CODE: QVFA; MOD: 300; + AC	6 PK 1670
				ALT	MTR-CODE: QVFA; MOD: 350; + AC	6 PK 1670
				PS		4 EPK 922

2.2 TDCi

2198 ccm	85 kW	SRFA;SRFB;SRFC;SRFD;SRFE	10.08 -	ALT	MTR-CODE: P8FA;PGFA;QVFA;QWFA; MOD: 300; + AC	6 PK 1670
				ALT	MTR-CODE: QVFA; MOD: 300; + AC	6 PK 1670
				ALT	MTR-CODE: QVFA; MOD: 350; + AC	6 PK 1670

2.2 TDCi

2198 ccm	96 kW	QWFA	04.06 -	ALT	- AC	6 EPK 873
				ALT	MTR-CODE: P8FA;PGFA;QVFA;QWFA; MOD: 300; + AC	6 PK 1670
				ALT	MTR-CODE: QWFA; MOD: 300; + AC	6 PK 1670
				ALT	MTR-CODE: QWFA; MOD: 350; + AC	6 PK 1670
				PS		4 EPK 922

2.2 TDCi

2198 ccm	103 kW	PGFA;PGFB;UHFA;UHFB;UHFC	10.07 -	ALT	- AC	6 EPK 873
				ALT	MTR-CODE: P8FA;PGFA;QVFA;QWFA; MOD: 300; + AC	6 PK 1670
				ALT	MTR-CODE: PGFA; MOD: 300; + AC	6 PK 1670
				ALT	MTR-CODE: PGFA; MOD: 350; + AC	6 PK 1670
				PS		4 EPK 922

2.4 TDCi

2402 ccm	74 kW	PHFA;PHFC	04.06 -	ALT	MTR-CODE: PHFA; MOD: 300; + AC	7 PK 2842 TM
				ALT	MTR-CODE: PHFA; MOD: 330; + AC	7 PK 2842 TM
				ALT	MTR-CODE: PHFA; MOD: 350; + AC	7 PK 2842 TM
				ALT	MTR-CODE: PHFA; MOD: 430; + AC	7 PK 2842 TM
				ALT	MTR-CODE: PHFA; OE-NO.: 6C1Q6C301GB; MOD: 300; - AC	7 PK 2682 TM
				ALT	MTR-CODE: PHFA; OE-NO.: 6C1Q6C301GB; MOD: 330; - AC	7 PK 2682 TM
				ALT	MTR-CODE: PHFA; OE-NO.: 6C1Q6C301GB; MOD: 350; - AC	7 PK 2682 TM
				ALT	MTR-CODE: PHFA; OE-NO.: 6C1Q6C301GB; MOD: 430; - AC	7 PK 2682 TM
				ALT	MTR-CODE: PHFA; OE-NO.: YC1E6C301AB/CB; MOD: 300; - AC	7 PK 2710 TM
				ALT	MTR-CODE: PHFA; OE-NO.: YC1E6C301AB/CB; MOD: 330; - AC	7 PK 2710 TM
				ALT	MTR-CODE: PHFA; OE-NO.: YC1E6C301AB/CB; MOD: 350; - AC	7 PK 2710 TM
				ALT	MTR-CODE: PHFA; OE-NO.: YC1E6C301AB/CB; MOD: 430; - AC	7 PK 2710 TM
				ALT	MTR-CODE: PHFA; OE-NO.: YC1E6C301BB/DB; MOD: 300; - AC	7 PK 2875 TM
				ALT	MTR-CODE: PHFA; OE-NO.: YC1E6C301BB/DB; MOD: 330; - AC	7 PK 2875 TM
				ALT	MTR-CODE: PHFA; OE-NO.: YC1E6C301BB/DB; MOD: 350; - AC	7 PK 2875 TM
				ALT	MTR-CODE: PHFA; OE-NO.: YC1E6C301BB/DB; MOD: 430; - AC	7 PK 2875 TM

2.4 TDCi

2402 ccm	85 kW	JXFA;JXFC	04.06 -	ALT	MOD: 330; + AC	7 PK 2842 TM
				ALT	MOD: 350; + AC	7 PK 2842 TM
				ALT	MOD: 430; + AC	7 PK 2842 TM
				ALT	OE-NO.: 6C1Q6C301GB; MOD: 330; - AC	7 PK 2682 TM
				ALT	OE-NO.: 6C1Q6C301GB; MOD: 350; - AC	7 PK 2682 TM



FORD

TRANSIT Pritsche/Fahrgestell

2.4 TDCi

2402 ccm	85 kW	JXFA;JXFC	04.06 -	ALT	OE-NO.: 6C1Q6C301GB; MOD: 430; - AC	7 PK 2682 TM
				ALT	OE-NO.: YC1E6C301AB/CB; MOD: 330; - AC	7 PK 2710 TM
				ALT	OE-NO.: YC1E6C301AB/CB; MOD: 350; - AC	7 PK 2710 TM
				ALT	OE-NO.: YC1E6C301AB/CB; MOD: 430; - AC	7 PK 2710 TM
				ALT	OE-NO.: YC1E6C301BB/DB; MOD: 330; - AC	7 PK 2875 TM
				ALT	OE-NO.: YC1E6C301BB/DB; MOD: 350; - AC	7 PK 2875 TM
				ALT	OE-NO.: YC1E6C301BB/DB; MOD: 430; - AC	7 PK 2875 TM

2.4 TDCi

2402 ccm	103 kW	H9FD	04.06 -	ALT	MTR-CODE: HPFB; MOD: 330; + AC	7 PK 2842 TM
				ALT	MTR-CODE: HPFB; MOD: 350; + AC	7 PK 2842 TM
				ALT	MTR-CODE: HPFB; MOD: 460; + AC	7 PK 2842 TM
				ALT	MTR-CODE: HPFB; OE-NO.: 6C1Q6C301GB; MOD: 330; - AC	7 PK 2682 TM
				ALT	MTR-CODE: HPFB; OE-NO.: 6C1Q6C301GB; MOD: 350; - AC	7 PK 2682 TM
				ALT	MTR-CODE: HPFB; OE-NO.: 6C1Q6C301GB; MOD: 460; - AC	7 PK 2682 TM
				ALT	MTR-CODE: HPFB; OE-NO.: YC1E6C301AB/CB; MOD: 330; - AC	7 PK 2710 TM
				ALT	MTR-CODE: HPFB; OE-NO.: YC1E6C301AB/CB; MOD: 350; - AC	7 PK 2710 TM
				ALT	MTR-CODE: HPFB; OE-NO.: YC1E6C301AB/CB; MOD: 460; - AC	7 PK 2710 TM
				ALT	MTR-CODE: HPFB; OE-NO.: YC1E6C301BB/DB; MOD: 330; - AC	7 PK 2875 TM
				ALT	MTR-CODE: HPFB; OE-NO.: YC1E6C301BB/DB; MOD: 350; - AC	7 PK 2875 TM
				ALT	MTR-CODE: HPFB; OE-NO.: YC1E6C301BB/DB; MOD: 460; - AC	7 PK 2875 TM

2.4 TDCi 4x4

2402 ccm	103 kW	H9FB	11.06 -	ALT	MOD: 350; + AC	7 PK 2842 TM
				ALT	OE-NO.: 6C1Q6C301GB; MOD: 350; - AC	7 PK 2682 TM
				ALT	OE-NO.: YC1E6C301AB/CB; MOD: 350; - AC	7 PK 2710 TM
				ALT	OE-NO.: YC1E6C301BB/DB; MOD: 350; - AC	7 PK 2875 TM

3.2 TDCi

3199 ccm	147 kW	SAFA;SAFB	09.07 -	ALT	FROM: 02.08; MTR-CODE: 32DDOP; MOD: 430; + AC	7 PK 2842 TM
				ALT	FROM: 02.08; MTR-CODE: 32DDOP; OE-NO.: 6C1Q6C301GB; MOD: 430; - AC	7 PK 2682 TM
				ALT	MTR-CODE: 32DDOP; MOD: 350; - AC	7 PK 2682 TM
				ALT	MTR-CODE: 32DDOP; MOD: 350; + AC	7 PK 2842 TM
				ALT	MTR-CODE: 32DDOP; MOD: 460; - AC	7 PK 2682 TM
				ALT	MTR-CODE: 32DDOP; MOD: 460; + AC	7 PK 2842 TM

FORD AUSTRALIA

COURIER Pick-up (PC)

2.0

1998 ccm	84 kW	FE	06.85 - 12.89		+ AC	13A 940
				ALT		13A 980
				CAM	FROM: 01.88	ZRK 1167
				CAM	UNTIL: 12.87	ZRK 1335

2.0

1998 ccm	92 kW	FE	12.89 - 12.92		+ AC	13A 940
				ALT		13A 980
				CAM		ZRK 1167

2.2

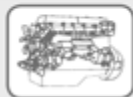
2184 ccm	68 kW	F2 (12 V)	01.89 - 06.93		+ AC	13A 915
				ALT		13A 990
				CAM		ZRK 1168

2.6 i

2606 ccm	92 kW	G6	10.91 - 04.96		+ PS	13A 940
				- TEN-PUL	+ AC	13A 1090
				ALT		13A 1065
				TENS-PUL	+ AC	13A 1195

2.6 i 4x4

2606 ccm	92 kW	G6	10.90 - 04.96		+ PS	13A 940
				- TEN-PUL	+ AC	13A 1090



FORD AUSTRALIA

COURIER Pick-up (PC)

2.6 i 4x4

2606 ccm 92 kW G6 10.90 - 04.96 ALT TENS-PUL + AC 13A 1065
13A 1195

2.2 D

2184 ccm 47 kW R2 06.85 - 04.96 + AC 13A 915
ALT 13A 1120
CAM FROM: 07.87 ZRK 1264

COURIER Pritsche/Fahrgestell (PC)

2.0

1998 ccm 84 kW FE 01.88 - 12.89 + AC 13A 940
ALT 13A 980
CAM ZRK 1167

2.0

1998 ccm 92 kW FE 12.89 - 12.92 + AC 13A 940
ALT 13A 980
CAM ZRK 1167

2.2

2184 ccm 68 kW F2 (12 V) 01.89 - 06.93 + AC 13A 915
ALT 13A 990
CAM ZRK 1168

2.6 i

2606 ccm 92 kW G6 10.91 - 04.96 + PS 13A 940
- TEN-PUL + AC 13A 1090
ALT 13A 1065
TENS-PUL + AC 13A 1195

2.6 i 4x4

2606 ccm 92 kW G6 10.91 - 04.96 + PS 13A 940
- TEN-PUL + AC 13A 1090
ALT 13A 1065
TENS-PUL + AC 13A 1195

2.2 D

2184 ccm 47 kW R2 01.88 - 04.96 + AC 13A 915
ALT 13A 1120
CAM ZRK 1264

COURIER Pick-up (PD)

2.6 i

2606 ccm 92 kW G6 05.96 - 02.99 + PS 13A 940
- TEN-PUL + AC 13A 1090
ALT 13A 1065
TENS-PUL + AC 13A 1195

2.6 i 4x4

2606 ccm 92 kW G6 05.96 - 02.99 + PS 13A 940
- TEN-PUL + AC 13A 1090
ALT 13A 1065
TENS-PUL + AC 13A 1195

2.5 D

2500 ccm 63 kW WL 05.96 - 02.99 + AC 13A 1030
ALT QTY: 2 13A 1100
CAM ZRK 1393

2.5 D Allrad

2500 ccm 63 kW WL 05.96 - 02.99 + AC 13A 1030
ALT QTY: 2 13A 1100
CAM ZRK 1393

COURIER Pritsche/Fahrgestell (PD)

2.6 i

2606 ccm 92 kW G6 05.96 - 02.99 + PS 13A 940
- TEN-PUL + AC 13A 1090
ALT 13A 1065
TENS-PUL + AC 13A 1195

2.6 i 4x4

2606 ccm 92 kW G6 05.96 - 02.99 + PS 13A 940
- TEN-PUL + AC 13A 1090
ALT 13A 1065
TENS-PUL + AC 13A 1195



FORD AUSTRALIA

COURIER Pritsche/Fahrgestell (PD)

2.5 D							
2500 ccm	64 kW	WL	05.96 - 02.99		+ AC		13A 1030
				ALT	QTY: 2		13A 1100
				CAM			ZRK 1393
2.5 D 4x4							
2500 ccm	64 kW	WL	05.96 - 02.99		+ AC		13A 1030
				ALT	QTY: 2		13A 1100
				CAM			ZRK 1393

COURIER Pick-up (PE)

2.6 i							
2606 ccm	92 kW	G6	02.99 - 11.02		+ PS		13A 940
				- TEN-PUL	+ AC		13A 1090
				ALT			13A 1065
				TENS-PUL	+ AC		13A 1195
2.6 i 4x4							
2606 ccm	92 kW	G6	02.99 - 11.02		+ PS		13A 940
				- TEN-PUL	+ AC		13A 1090
				ALT			13A 1065
				TENS-PUL	+ AC		13A 1195
2.5 TD							
2500 ccm	86 kW	WLAT (12 V)	02.99 - 11.02		+ AC		13A 1030
				ALT	QTY: 2		13A 1100
				CAM			ZRK 1393
2.5 TD 4x4							
2500 ccm	86 kW	WLAT (12 V)	02.99 - 11.02		+ AC		13A 1030
				ALT	QTY: 2		13A 1100
				CAM			ZRK 1393

COURIER Pritsche/Fahrgestell (PE)

2.6 i							
2606 ccm	92 kW	G6	02.99 - 11.02		+ PS		13A 940
				- TEN-PUL	+ AC		13A 1090
				ALT			13A 1065
				TENS-PUL	+ AC		13A 1195
2.6 i 4x4							
2606 ccm	92 kW	G6	02.99 - 11.02		+ PS		13A 940
				- TEN-PUL	+ AC		13A 1090
				ALT			13A 1065
				TENS-PUL	+ AC		13A 1195
2.5 TD							
2500 ccm	86 kW	WLAT (12 V)	02.99 - 11.02		+ AC		13A 1030
				ALT	QTY: 2		13A 1100
				CAM			ZRK 1393
2.5 TD 4x4							
2500 ccm	86 kW	WLAT (12 V)	02.99 - 11.02		+ AC		13A 1030
				ALT	QTY: 2		13A 1100
				CAM			ZRK 1393

COURIER Pick-up (PG)

2.6 i							
2606 ccm	92 kW	G6	11.02 - 07.04		+ PS		13A 940
				- TEN-PUL	+ AC		13A 1090
				ALT			13A 1065
				TENS-PUL	+ AC		13A 1195
2.6 i 4x4							
2606 ccm	92 kW	G6	11.02 - 07.04		+ PS		13A 940
				- TEN-PUL	+ AC		13A 1090
				ALT			13A 1065
				TENS-PUL	+ AC		13A 1195
2.5 TD							
2500 ccm	86 kW	WLAT (12 V)	11.02 - 07.04		+ AC		13A 1030
				ALT	QTY: 2		13A 1100
				CAM			ZRK 1393
2.5 TD 4x4							
2500 ccm	86 kW	WLAT (12 V)	11.02 - 07.04		+ AC		13A 1030
				ALT	QTY: 2		13A 1100



FORD AUSTRALIA

COURIER Pick-up (PG)

2.5 TD 4x4

2500 ccm	86 kW	WLAT (12 V)	11.02 - 07.04	CAM		ZRK 1393
----------	-------	-------------	---------------	-----	--	----------

COURIER Pritsche/Fahrgestell (PG)

2.6 i

2606 ccm	92 kW	G6	11.02 - 07.04		+ PS	13A 940
				- TEN-PUL	+ AC	13A 1090
				ALT		13A 1065
				TENS-PUL	+ AC	13A 1195

2.6 i 4x4

2606 ccm	92 kW	G6	11.02 - 07.04		+ PS	13A 940
				- TEN-PUL	+ AC	13A 1090
				ALT		13A 1065
				TENS-PUL	+ AC	13A 1195

2.5 TD

2500 ccm	86 kW	WLAT (12 V)	11.02 - 07.04		+ AC	13A 1030
				ALT	QTY: 2	13A 1100
				CAM		ZRK 1393

2.5 TD 4x4

2500 ccm	86 kW	WLAT (12 V)	11.02 - 07.04		+ AC	13A 1030
				ALT	QTY: 2	13A 1100
				CAM		ZRK 1393

COURIER Pick-up (PH)

2.6 i

2606 ccm	92 kW	G6	08.04 - 02.06		+ PS	13A 940
				- TEN-PUL	+ AC	13A 1090
				ALT		13A 1065
				TENS-PUL	+ AC	13A 1195

2.6 Allrad

2606 ccm	92 kW	G6	08.04 - 02.06		+ PS	13A 940
				- TEN-PUL	+ AC	13A 1090
				ALT		13A 1065
				TENS-PUL	+ AC	13A 1195

2.5 TD

2500 ccm	86 kW	WLAT (12 V)	08.04 - 12.06		+ AC	13A 1030
				ALT	QTY: 2	13A 1100
				CAM		ZRK 1393

2.5 TD Allrad

2500 ccm	86 kW	WLAT (12 V)	08.04 - 12.06		+ AC	13A 1030
				ALT	QTY: 2	13A 1100
				CAM		ZRK 1393

COURIER Pritsche/Fahrgestell (PH)

2.6 i

2606 ccm	92 kW	G6	08.04 -		+ PS	13A 940
				- TEN-PUL	+ AC	13A 1090
				ALT		13A 1065
				TENS-PUL	+ AC	13A 1195

2.6 i 4x4

2606 ccm	92 kW	G6	08.04 -		+ PS	13A 940
				- TEN-PUL	+ AC	13A 1090
				ALT		13A 1065
				TENS-PUL	+ AC	13A 1195

2.5 TD

2500 ccm	86 kW	WLAT (12 V)	08.04 -		+ AC	13A 1030
				ALT	QTY: 2	13A 1100
				CAM		ZRK 1393

2.5 TD 4x4

2500 ccm	86 kW	WLT	08.04 -		+ AC	13A 1030
				ALT	QTY: 2	13A 1100
				CAM		ZRK 1393

ECONOVAN Kasten (JG)

2.0

1998 ccm	63 kW	FE	06.97 - 01.00		+ PS	13A 760
				ALT	- AC	13A 990
				ALT	+ AC	13A 940



FORD AUSTRALIA

ECONOVAN Kasten (JG)

2.0	1998 ccm	63 kW	FE	06.97 - 01.00		+ AC		4 PK 1145
					CAM			ZRK 1167

ECONOVAN Pritsche/Fahrgestell (JG)

2.0	1998 ccm	63 kW	FE	06.97 - 01.00		+ PS		13A 760
					ALT	- AC		13A 990
					ALT	+ AC		13A 940
						+ AC		4 PK 1145
					CAM			ZRK 1167

ECONOVAN Kasten (JH)

1.8 i	1789 ccm	67 kW	F8 (8 V)	03.03 - 07.06		+ AC		13A 965
						+ PS		13A 775
					ALT			13A 940
						+ AC		4 PK 1145
					CAM			ZRK 1162

2.0	1998 ccm	63 kW	FE	01.00 - 02.03		+ PS		13A 760
					ALT	- AC		13A 990
					ALT	+ AC		13A 940
						+ AC		4 PK 1145
					CAM			ZRK 1167

2.0 i	1998 ccm	71 kW	FE	03.03 - 07.06		+ PS		13A 760
					ALT	- AC		13A 990
					ALT	+ AC		13A 940
						+ AC		4 PK 1145
					CAM			ZRK 1167

FALCON Pritsche/Fahrgestell (AU)

4.0 i	3984 ccm	157 kW	YTR	07.00 - 09.02	ALT	MTR-TYP: NOT VCT		6 PK 2373
					ALT	MTR-TYP: VCT		6 PK 2510

4.0 i XR6	3984 ccm	164 kW		07.99 - 09.02	ALT	MTR-TYP: NOT VCT		6 PK 2373
					ALT	MTR-TYP: VCT		6 PK 2510

4.0 i XR6	3984 ccm	172 kW		02.02 - 09.02	ALT	MTR-TYP: NOT VCT		6 PK 2373
					ALT	MTR-TYP: VCT		6 PK 2510

5.0 i V8	4942 ccm	175 kW	MNJ	07.99 - 09.02	ALT			6 PK 2415
-----------------	----------	--------	-----	---------------	-----	--	--	-----------

FALCON Pritsche/Fahrgestell (BA)

4.0 i	3984 ccm	182 kW	BARRA 182	09.02 - 09.05	ALT			6 PK 2218
--------------	----------	--------	-----------	---------------	-----	--	--	-----------

4.0 i Turbo	3984 ccm	220 kW	BARRA 245T	09.02 - 09.05	ALT			6 PK 2218
--------------------	----------	--------	------------	---------------	-----	--	--	-----------

FALCON Pritsche/Fahrgestell (BF)

4.0 i	3984 ccm	190 kW	BARRA 190	10.05 - 04.08	ALT			6 PK 2230
--------------	----------	--------	-----------	---------------	-----	--	--	-----------

5.4 i V8	5408 ccm	220 kW	BARRA 220	10.05 - 01.08	ALT			6 PK 2535
-----------------	----------	--------	-----------	---------------	-----	--	--	-----------

FALCON Pick-up (FG)

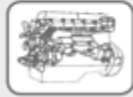
4.0 i R6(Inc XR6)	3984 ccm	195 kW	BARRA 195	02.08 -	ALT			6 PK 2230
--------------------------	----------	--------	-----------	---------	-----	--	--	-----------

4.0 i Turbo (Inc XR6)	3984 ccm	270 kW	BARRA 270T	02.08 -	ALT			6 PK 2230
------------------------------	----------	--------	------------	---------	-----	--	--	-----------

5.4 i V8 XR8	5408 ccm	290 kW	Boss 290	02.08 -	ALT			6 PK 2535
---------------------	----------	--------	----------	---------	-----	--	--	-----------

FALCON Pritsche/Fahrgestell (FG)

4.0 i	3984 ccm	195 kW	BARRA 195	02.08 -	ALT			6 PK 2230
--------------	----------	--------	-----------	---------	-----	--	--	-----------



FORD AUSTRALIA

RANGER Pick-up (PJ)

3.0						
2953 ccm	115 kW	WEAT	11.06 - 03.09		+ AC	13A 980
				ALT	QTY: 2	13A 1100
3.0 Allrad						
2953 ccm	115 kW	WEAT	11.06 - 03.09		+ AC	13A 980
				ALT	QTY: 2	13A 1100
2.5 TDdi						
2500 ccm	105 kW	WLAT (16 V)	11.06 - 03.09		+ AC	13A 980
				ALT	QTY: 2	13A 1100
2.5 TDdi Allrad						
2500 ccm	105 kW	WLAT (16 V)	11.06 - 03.09		+ AC	13A 980
				ALT	QTY: 2	13A 1100

RANGER Pritsche/Fahrgestell (PJ)

2.5 TDdi						
2500 ccm	105 kW	WLAT (16 V)	11.06 - 03.09		+ AC	13A 980
				ALT	QTY: 2	13A 1100

RANGER Pick-up (PK)

2.5 TDdi						
2500 ccm	105 kW	WLAT (16 V)	03.09 - 11.11		+ AC	13A 980
				ALT	QTY: 2	13A 1100
3.0 TDdi 4x4						
2953 ccm	115 kW	WEAT	03.09 - 11.11		+ AC	13A 980
				ALT	QTY: 2	13A 1100

RANGER Pritsche/Fahrgestell (PK)

2.5 TDdi 4x4						
2500 ccm	105 kW	WLAT (16 V)	03.09 - 11.11		+ AC	13A 980
				ALT	QTY: 2	13A 1100
3.0 TDdi						
2953 ccm	115 kW	WEAT	03.09 - 11.11		+ AC	13A 980
				ALT	QTY: 2	13A 1100

TRANSIT Bus (VF, VG)

2.0						
1998 ccm	84 kW	NSF;NSG	09.95 - 03.00	ALT		6 PK 1415
				ALT	+ AC; + PS	6 PK 1775
				ALT	+ AC; + PS	6 PK 1980
2.0						
1998 ccm	84 kW	NSF	06.94 - 03.00	ALT		6 PK 1415
				ALT	+ AC; + PS	6 PK 1775
				ALT	+ AC; + PS	6 PK 1980
2.5						
2496 ccm	55 kW	4HC	08.94 - 06.00		+ PS; FROM: 10.96	13A 980
					+ PS; UNTIL: 10.96	13A 1030
				ALT	+ AC; + PS	6 PK 1420
				ALT		4 PK 1510
2.5						
2496 ccm	63 kW	4GF	01.95 - 03.00		+ PS; FROM: 10.96	13A 980
					+ PS; UNTIL: 10.96	13A 1030
				ALT	+ AC; + PS	6 PK 1420
				ALT		4 PK 1485
2.5						
2496 ccm	74 kW	4EB	07.94 - 03.00		+ PS; FROM: 10.96	13A 980
					+ PS; UNTIL: 10.96	13A 1030
				ALT	+ AC; + PS	6 PK 1420
				ALT		4 PK 1485
2.5						
2496 ccm	85 kW	4ED	08.97 - 03.00		+ PS	13A 980
				ALT	+ AC; + PS	6 PK 1420
				ALT		4 PK 1485

TRANSIT Pritsche/Fahrgestell (VF, VG)

2.0						
1998 ccm	84 kW	NSF;NSG	08.94 - 03.00	ALT		6 PK 1415
				ALT	+ AC; + PS	6 PK 1775
				ALT	+ AC; + PS	6 PK 1980



FORD AUSTRALIA

TRANSIT Pritsche/Fahrgestell (VF, VG)

2.5							
2496 ccm	52 kW	4FB	08.94 - 03.00		+ PS; FROM: 10.96		13A 980
					+ PS; UNTIL: 10.96		13A 1030
					+ AC; + PS		6 PK 1420
				ALT			4 PK 1510
2.5							
2496 ccm	55 kW	4HC	10.98 - 03.00		+ PS		13A 1030
					+ PS		13A 980
					+ AC; + PS		6 PK 1420
				ALT			4 PK 1510
2.5							
2496 ccm	56 kW	4HB	08.94 - 03.00		+ PS; FROM: 10.96		13A 980
					+ PS; UNTIL: 10.96		13A 1030
					+ AC; + PS		6 PK 1420
				ALT			4 PK 1510
2.5							
2496 ccm	63 kW	4GF	08.94 - 03.00		+ PS		13A 1030
					+ PS; FROM: 10.96		13A 980
					+ AC; + PS		6 PK 1420
				ALT			4 PK 1485
2.5							
2496 ccm	74 kW	4EB	08.94 - 03.00		+ PS; FROM: 10.96		13A 980
					+ PS; UNTIL: 10.96		13A 1030
					+ AC; + PS		6 PK 1420
				ALT			4 PK 1485
2.5							
2496 ccm	85 kW	4ED	05.99 - 03.00		+ PS		13A 980
					+ AC; + PS		6 PK 1420
				ALT			4 PK 1485

TRANSIT Bus (VH, VJ)

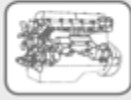
2.3							
2295 ccm	107 kW	E5FA;E5FC	08.00 - 09.06	ALT	- AC		6 PK 1775
				ALT	+ AC		6 PK 1955
2.4 D							
2402 ccm	55 kW	F4FA	01.00 - 09.06	ALT			7 PK 2875 TM
2.4 D							
2402 ccm	66 kW	D2FA	01.00 - 09.06	ALT			7 PK 2875 TM
2.4 D							
2402 ccm	85 kW	FXFA	03.04 - 09.06	ALT			7 PK 2875 TM
2.4 D							
2402 ccm	88 kW		01.00 - 09.06	ALT			7 PK 2875 TM
2.4 D							
2402 ccm	92 kW	DOFA	07.01 - 09.06	ALT			7 PK 2875 TM
2.4 D							
2402 ccm	101 kW	H9FA	03.04 - 09.06	ALT			7 PK 2875 TM

TRANSIT Pritsche/Fahrgestell (VH, VJ)

2.4 D							
2402 ccm	55 kW	F4FA	01.00 - 09.06	ALT			7 PK 2875 TM
2.4 D							
2402 ccm	66 kW	D2FA	01.00 - 09.06	ALT			7 PK 2875 TM
2.4 D							
2402 ccm	85 kW	FXFA	03.04 - 07.06	ALT			7 PK 2875 TM
2.4 D							
2402 ccm	88 kW	D4FA	08.00 - 08.03	ALT			7 PK 2875 TM
2.4 D							
2402 ccm	88 kW	D4FA	01.00 - 09.06	ALT			7 PK 2875 TM
2.4 D							
2402 ccm	92 kW	DOFA	07.01 - 09.06	ALT			7 PK 2875 TM
2.4 D							
2402 ccm	101 kW	H9FA	03.04 - 09.06	ALT			7 PK 2875 TM

TRANSIT Bus (VM)

2.4 D							
2402 ccm	74 kW	PHFC	07.06 -	ALT			7 PK 2842 TM



FORD AUSTRALIA

TRANSIT Bus (VM)

2.4 D

2402 ccm 85 kW JXFA 07.06 - ALT 7 PK 2842 TM

2.4 TD

2402 ccm 103 kW H9FB 07.06 - ALT 7 PK 2842 TM

2.4 TD Allrad

2402 ccm 103 kW H9FB 11.06 - ALT 7 PK 2842 TM
ALT 7 PK 2875 TM

TRANSIT Kasten (VM)

2.3 i

2261 ccm 104 kW 09.06 - ALT 6 PK 2275

2.2 TD

2198 ccm 81 kW QVFA 09.06 - ALT + PS 4 EPK 922
ALT 6 PK 1675
ALT + AC 6 PK 1970

2.4 D

2402 ccm 74 kW PHFC 07.06 - ALT 7 PK 2842 TM

2.4 D

2402 ccm 85 kW FXFA 07.06 - ALT 7 PK 2842 TM

2.4 TD

2402 ccm 103 kW H9FB 07.06 - ALT 7 PK 2842 TM

2.4 TD Allrad

2402 ccm 103 kW H9FB 11.06 - ALT 7 PK 2842 TM
ALT 7 PK 2875 TM

TRANSIT Pritsche/Fahrgestell (VM)

2.4 D

2402 ccm 74 kW PHFC 07.06 - ALT 7 PK 2842 TM

2.4 D

2402 ccm 85 kW JXFA 07.06 - ALT 7 PK 2842 TM

2.4 TD

2402 ccm 103 kW H9FB 07.06 - ALT 7 PK 2842 TM

2.4 TD Allrad

2402 ccm 103 kW H9FB 11.06 - ALT 7 PK 2842 TM
ALT 7 PK 2875 TM

HOLDEN

COLORADO Pick-up (RC)

3.6 i V6

3565 ccm 157 kW 03.08 - 06.12 ALT 6 PK 1120

3.0 TD

2999 ccm 120 kW 4JJ1-TC 03.08 - 06.12 ALT + AC 13A 1370
ALT 7 PK 990

3.0 TD 4x4

2999 ccm 120 kW 4JJ1-TC 03.08 - 06.12 ALT + AC 13A 1370
ALT 7 PK 990

COLORADO Pritsche/Fahrgestell (RC)

3.6 i V6

3565 ccm 157 kW 03.08 - 06.12 ALT 6 PK 1120

3.0 TD

2999 ccm 120 kW 4JJ1-TC 03.08 - 06.12 ALT + AC 13A 1370
ALT 7 PK 990

3.0 TD 4x4

2999 ccm 120 kW 4JJ1-TC 03.08 - 06.12 ALT + AC 13A 1370
ALT 7 PK 990

ONE TONNER Pritsche/Fahrgestell (VY)

3.8 i V6

3791 ccm 152 kW 06.03 - 12.04 ALT - AC 6 PK 2230
ALT + AC; FROM CHA-NO.: L661776 6 PK 2825
ALT + AC; UNTIL CHA-NO.: L661776 6 PK 2805

3.6

3565 ccm 175 kW HB 08.03 - 07.04 ALT 6 PK 2550

5.7

5665 ccm 235 kW LS1 08.03 - 07.04 + AC 4 PK 1100



HOLDEN

ONE TONNER Pritsche/Fahrgestell (VY)

5.7	5665 ccm	235 kW	LS1	08.03 - 07.04	ALT		6 PK 2000
------------	----------	--------	-----	---------------	-----	--	------------------

ONE TONNER Pritsche/Fahrgestell (VZ)

3.6	3565 ccm	175 kW	HB	11.04 - 12.05	ALT		6 PK 2550
3.6 Allrad	3565 ccm	175 kW	HB	11.04 - 12.05	ALT		6 PK 2550
5.7	5665 ccm	235 kW	LS1	11.04 - 12.05		+ AC	4 PK 1100
					ALT	VIN: 491216	6 PK 1970
					ALT	VIN: 491217	6 PK 2000

RODEO Pick-up (TF)

2.2 i (TFR30, TFR25)

2198 ccm	87 kW	C 22 NE	06.98 - 02.03			+ AC	13A 915
						+ PS	13A 965
				ALT			11A 1040

2.3 i (TFR16)

2254 ccm	69 kW	4ZD1	06.91 - 08.03			+ AC	AVX 10 x 763
						+ PS	13A 1015
				ALT			13A 875

2.6 i (TFR17)

2559 ccm	88 kW	4ZE1	02.88 - 06.98			+ AC	13A 1005
						+ PS	13A 1015
				ALT			13A 890

2.6 i 4x4 (TFS17)

2559 ccm	88 kW	4ZE1	02.88 - 06.98			+ AC	13A 1005
						+ PS	13A 1015
				ALT			13A 890

3.2 i (TFR25)

3165 ccm	140 kW	6VD1	02.98 - 02.03	ALT		- AC	6 PK 2050
				ALT		+ AC	6 PK 2300

3.2 4x4 (TFS25)

3165 ccm	140 kW	6VD1	02.98 - 02.03	ALT		- AC	6 PK 2050
				ALT		+ AC	6 PK 2300

2.5 D (TFR54)

2499 ccm	57 kW	4JA1	02.88 - 12.92			+ AC	AVX 13 x 1550
						+ PS	AVX 13 x 1443
				ALT			15A 1030

2.5 D 4x4 (TFS54)

2499 ccm	57 kW	4JA1	02.88 - 12.92			+ AC	AVX 13 x 1550
						+ PS	AVX 13 x 1443
				ALT			15A 1030

2.8 TD (TFR55)

2771 ccm	74 kW	4JB1-T	05.90 - 02.03			+ AC; QTY: 2	13A 1525
				ALT			15A 1030
				CAM			ZRK 1097

2.8 TD 4x4 (TFS55)

2771 ccm	74 kW	4JB1-T	05.90 - 02.03			+ AC; QTY: 2	13A 1525
				ALT			15A 1030
				CAM			ZRK 1097

3.0 TD 4x4 (TFS77)

2999 ccm	96 kW	4JH1-TC	12.01 - 02.03			+ AC; QTY: 2	AVX 13 x 1562
				ALT			13A 1040

RODEO Pritsche/Fahrgestell (TF)

2.6 i (TFR17)

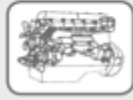
2559 ccm	88 kW	4ZE1	02.88 - 02.98			+ AC	13A 1005
						+ PS	13A 1015
				ALT			13A 890

2.6 i 4x4 (TFS17)

2559 ccm	88 kW	4ZE1	02.88 - 06.98			+ AC	13A 1005
						+ PS	13A 1015
				ALT			13A 890

3.2 i (TFR25)

3165 ccm	140 kW	6VD1	02.98 - 02.03	ALT		- AC	6 PK 2050
----------	--------	------	---------------	-----	--	------	------------------



HOLDEN

RODEO Pritsche/Fahrgestell (TF)

3.2 i (TFR25)

3165 ccm 140 kW 6VD1 02.98 - 02.03 ALT + AC 6 PK 2300

3.2 i 4x4 (TFS25)

3165 ccm 140 kW 6VD1 03.98 - 02.03 ALT - AC 6 PK 2050
ALT + AC 6 PK 2300

2.8 TD (TFR55)

2771 ccm 74 kW 4JB1-T 05.90 - 02.03 + AC; QTY: 2 13A 1525
ALT 15A 1030
CAM ZRK 1097

RODEO Pick-up (RA)

2.4 i (TFR32)

2405 ccm 94 kW C 24 SE 02.03 - 07.08 + AC 13A 915
+ PS 13A 965
ALT 11A 1040

3.5 i 4x4 (TFS26)

3494 ccm 147 kW 6VE1 02.03 - 12.05 ALT 6 PK 2300

3.5 i (TFS26)

3494 ccm 147 kW 6VE1 02.03 - 12.05 ALT 6 PK 2300

3.6 i (TFS27)

3565 ccm 157 kW 01.06 - 06.08 ALT 6 PK 1120

3.6 i 4x4 (TFS27)

3565 ccm 157 kW 01.06 - 06.08 ALT 6 PK 1120

3.0 TD (TFR77)

2999 ccm 96 kW 4JH1-TC 02.03 - 01.07 + AC; QTY: 2 AVX 13 x 1562
ALT 13A 1030

3.0 TD 4x4 (TFS77)

2999 ccm 96 kW 4JH1-TC 02.03 - 01.07 + AC; QTY: 2 AVX 13 x 1562
ALT 13A 1030

3.0 DiTD (TFR77)

2999 ccm 117 kW 4JJ1-TC 01.07 - 10.08 + AC; QTY: 2 AVX 13 x 1562
ALT 13A 1030

3.0 DiTD 4x4 (TFS77)

2999 ccm 117 kW 4JJ1-TC 01.07 - 10.08 + AC; QTY: 2 AVX 13 x 1562
ALT 13A 1030

RODEO Pritsche/Fahrgestell (RA)

2.4 i (TFR32)

2405 ccm 94 kW C 24 SE 08.03 - 07.08 + AC 13A 915
+ PS 13A 965
ALT 11A 1040

3.5 i (TFR26)

3494 ccm 147 kW 6VE1 02.03 - 12.05 ALT 6 PK 2300

3.5 i 4x4 (TFS26)

3494 ccm 147 kW 6VE1 02.03 - 12.05 ALT 6 PK 2300

3.0 DiTD (TFR77)

2999 ccm 117 kW 4JJ1-TC 01.07 - 10.08 + AC; QTY: 2 AVX 13 x 1562
ALT 13A 1030

HYUNDAI

GRACE Bus

2.5 TD

2476 ccm 59 kW D4BF 06.98 - 10.01 BAL ZRK 1202
CAM ZRK 1522
BAL KT 1391

H100 Bus (P)

2.4

2351 ccm 84 kW G4CS 01.97 - 03.00 ALT AVX 10 x 960
ALT FROM: 08.97 4 PK 980
BAL ZRK 1388
CAM ZRK 1285
CAM KT 1276
CAM KT 1321

2.4

2351 ccm 90 kW G4CS 07.93 - 03.00 BAL ZRK 1388



HYUNDAI

H100 Bus (P)

2.4

2351 ccm	90 kW	G4CS	07.93 - 03.00	CAM		ZRK 1285
				CAM		KT 1276
				CAM		KT 1321

2.5 D

2477 ccm	55 kW	D4BA;D4BX	07.93 - 12.94	BAL	FROM: 03.94	ZRK 1153
				BAL	UNTIL: 02.94	ZRK 1277
				CAM		ZRK 1260
				CAM		KT 1143

2.5 D

2477 ccm	57 kW	D4BA	12.94 - 03.00	AC-C	FROM: 05.99	AVX 13 x 1400
				ALT		17 x 1060
				BAL	FROM: 02.96	ZRK 1202
				BAL	UNTIL: 01.96	ZRK 1153
				CAM	FROM: 06.96	ZRK 1522
				CAM	UNTIL: 05.96	ZRK 1260
				BAL	FROM: 02.96	KT 1391
				CAM	FROM: 06.96	KT 1488
				CAM	UNTIL: 05.96	KT 1143

2.5 TD

2477 ccm	59 kW	D4BF	07.93 - 03.00	AC-C	FROM: 05.99	AVX 13 x 1400
				BAL	FROM: 02.96	ZRK 1202
				BAL	UNTIL: 01.96	ZRK 1153
				CAM	FROM: 06.96	ZRK 1522
				CAM	UNTIL: 05.96	ZRK 1260
				BAL	FROM: 06.96	KT 1391
				CAM	FROM: 06.96	KT 1488
				CAM	UNTIL: 05.96	KT 1143

H100 Kasten

2.4

2351 ccm	82 kW	G4CS	10.97 - 12.04	BAL		ZRK 1388
				CAM		ZRK 1285
				CAM		KT 1276

2.5 D

2477 ccm	55 kW	D4BA;D4BX	07.93 - 12.94	ALT		17 x 1060
				BAL	FROM: 03.94	ZRK 1153
				BAL	UNTIL: 02.94	ZRK 1277
				CAM		ZRK 1260
				CAM		KT 1143

2.5 D

2477 ccm	57 kW	D4BA	12.94 - 03.00	AC-C	FROM: 05.99	AVX 13 x 1400
				ALT	FROM: 11.96; REQ: 2	AVX 10 x 1100
				ALT	REQ: 2; + ABS	AVX 10 x 1100
				ALT	UNTIL: 11.96	17 x 1060
				BAL	FROM: 02.96	ZRK 1202
				BAL	UNTIL: 01.96	ZRK 1153
				CAM	FROM: 06.96	ZRK 1522
				CAM	UNTIL: 05.96	ZRK 1260
				BAL	FROM: 06.96	KT 1391
				CAM	FROM: 06.96	KT 1488
				CAM	UNTIL: 05.96	KT 1143

HIGHWAY VAN

2.0 16V

1997 ccm	100 kW		03.00 -	ALT	OE-NO.: 25212-38001	4 PK 950
				PS	- AC	5 PK 1110
				PS	+ AC	5 PK 1390

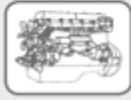
2.7 V6 24V

2656 ccm	125 kW	G6BA	03.00 -	ALT	- AC	6 PK 1700
				ALT	+ AC	6 PK 2000

H-1 / STAREX

2.4

2351 ccm	82 kW	G4CS	06.97 - 04.04	ALT	FROM: 10.97	4 PK 980
				BAL		ZRK 1388
				CAM		ZRK 1285
				CAM		KT 1276



HYUNDAI

H-1 / STAREX

2.4						
2351 ccm	82 kW	G4CS	06.97 - 04.04	CAM		KT 1321
2.4 4WD						
2351 ccm	82 kW	G4CS	02.98 - 04.04	ALT		4 PK 980
				BAL		ZRK 1388
				CAM		ZRK 1285
				CAM		KT 1276
				CAM		KT 1321
2.4						
2351 ccm	101 kW	G4JS	02.03 - 04.04	AC-C		4 PK 940
				ALT		4 PK 950
				PS	- AC	5 PK 1110
				PS	+ AC	5 PK 1390
2.4						
2351 ccm	107 kW	G4JS	11.01 - 04.04	AC-C	UNTIL: 08.07	4 PK 940
				ALT		4 PK 950
				PS	- AC	5 PK 1110
				PS	+ AC	5 PK 1390
2.5 D						
2476 ccm	57 kW	D4BF	10.97 - 04.04	PS	MTR-CODE: 4D56;D4BF	4 PK 1060
				PS	MTR-CODE: D4BF	4 PK 1060
				BAL		ZRK 1202
				CAM		ZRK 1522
2.5 TD						
2476 ccm	59 kW	D4BF	06.97 - 04.04	ALT		AVX 10 x 1100
				PS		4 PK 1060
				BAL		ZRK 1202
				CAM		ZRK 1522
				BAL		KT 1391
				CAM		KT 1488
2.5 TD 4WD						
2476 ccm	59 kW	D4BF	02.98 - 04.04	ALT		AVX 10 x 1100
				PS		4 PK 1060
				BAL		ZRK 1202
				CAM		ZRK 1522
				BAL		KT 1391
				CAM		KT 1488
2.5 TCI						
2476 ccm	73 kW	D4BH	10.97 - 12.07	PS		4 PK 1060
				BAL		ZRK 1202
				CAM		ZRK 1522
				BAL		KT 1391
				CAM		KT 1488
2.5 TD 4WD						
2476 ccm	73 kW	D4BH	03.01 - 04.04	PS	MTR-CODE: D4BH	4 PK 1060
				BAL		ZRK 1202
				CAM		ZRK 1522
				BAL		KT 1391
				CAM		KT 1488
2.5 TCI						
2476 ccm	74 kW	D4BH	05.04 - 12.07	PS		4 PK 1060
				BAL		ZRK 1202
				CAM		ZRK 1522
				BAL		KT 1391
2.5 TD 4WD						
2476 ccm	74 kW	D4BH	11.01 - 04.04	PS	MTR-CODE: D4BH	4 PK 1060
				BAL		ZRK 1202
				CAM		ZRK 1522
				BAL		KT 1391
				CAM		KT 1488
2.5 CRDi						
2497 ccm	81 kW		06.06 - 12.07	ALT	UNTIL: 09.07; MTR-CODE: D4CC; - AC	7 PK 1730
				ALT	UNTIL: 09.07; MTR-CODE: D4CC; + AC	7 PK 2283
2.5 CRDi						
2497 ccm	103 kW		12.02 - 04.04	ALT	- AC	7 PK 1730
				ALT	+ AC	7 PK 2283



HYUNDAI

H-1 / STAREX

2.5 CRDi 4x4

2497 ccm	103 kW		12.02 - 04.04	ALT	- AC	7 PK 1730
				ALT	+ AC	7 PK 2283

H-1 Kasten

2.4

2351 ccm	82 kW	G4CS	03.00 - 04.04	ALT	MTR-CODE: G4CS	4 PK 980
				ALT	MTR-CODE: G4CS24L	4 PK 980
				BAL		ZRK 1388
				CAM		ZRK 1285
				CAM		KT 1276
				CAM		KT 1321

2.4

2351 ccm	107 kW	G4JS	11.01 - 04.04	AC-C	UNTIL: 08.07	4 PK 940
				ALT		4 PK 950
				PS	- AC	5 PK 1110
				PS	+ AC	5 PK 1390

2.5 TD

2476 ccm	59 kW	D4BF	03.00 - 09.00	PS		4 PK 1060
				BAL		ZRK 1202
				CAM		ZRK 1522
				BAL		KT 1391
				CAM		KT 1488

2.5 TD

2476 ccm	73 kW	D4BH	03.00 - 04.04	PS		4 PK 1060
				BAL		ZRK 1202
				CAM		ZRK 1522
				BAL		KT 1391
				CAM		KT 1488

2.5 TD

2476 ccm	74 kW	D4BH	10.01 - 04.04	AC-C		AVX 13 x 950
				ALT	REQ: 2	AVX 10 x 1090
				PS		4 PK 1060
				BAL		ZRK 1202
				CAM		ZRK 1522
				BAL		KT 1391
				CAM		KT 1488

2.5 CRDi

2497 ccm	81 kW	D4CB	07.01 - 04.04	ALT	- AC	7 PK 1730
				ALT	+ AC	7 PK 2283

2.5 CRDi

2497 ccm	103 kW	D4CB	08.03 - 04.04	ALT	- AC	7 PK 1730
				ALT	+ AC	7 PK 2283

H-1 Pritsche/Fahrgestell

2.5 D

2477 ccm	73 kW	D4BH	06.00 - 10.05	PS		4 PK 1060
				BAL		ZRK 1202
				CAM		ZRK 1522
				BAL		KT 1391

H-1 Cargo

2.5 CRDi

2497 ccm	81 kW	D4CB	02.08 -	ALT	- AC	7 PK 1730
				ALT	+ AC	7 PK 2283

2.5 CRDi

2497 ccm	125 kW	D4CB	02.08 -	ALT	- AC	7 PK 1730
				ALT	+ AC	7 PK 2283

H-1 Travel

2.5 CRDi

2497 ccm	125 kW	D4CB	05.08 -	ALT	- AC	7 PK 1730
				ALT	+ AC	7 PK 2283
				ALT	OE-NO.: 25212-4A000	7 PK 2283
				ALT	OE-NO.: 25212-4A010	7 PK 1730
				ALT	UNTIL: 07.08; MTR-CODE: D4DF; + AC	7 PK 2271



HYUNDAI

PORTER Bus

2.4						
2351 ccm	82 kW	G4CS	03.96 - 04.04	ALT BAL CAM CAM	FROM: 07.97	4 PK 980 ZRK 1388 ZRK 1285 KT 1276
2.5 TD						
2477 ccm	73 kW	D4BH	07.94 - 04.04	PS	FROM: 03.96	4 PK 1060

PORTER Kasten

2.4						
2351 ccm	82 kW	G4CS	03.96 - 04.04	ALT BAL CAM CAM	FROM: 07.97	4 PK 980 ZRK 1388 ZRK 1285 KT 1276
2.5 TD						
2477 ccm	73 kW	D4BH	07.94 - 04.04	PS BAL CAM BAL CAM	FROM: 03.96	4 PK 1060 ZRK 1202 ZRK 1522 KT 1391 KT 1488

PORTER Pick-up

2.4						
2351 ccm	82 kW	G4CS	03.96 - 04.04	ALT BAL CAM CAM	FROM: 07.97	4 PK 980 ZRK 1388 ZRK 1285 KT 1276
2.5 TD						
2477 ccm	73 kW	D4BH	07.94 - 04.04	PS BAL CAM BAL CAM	FROM: 03.96	4 PK 1060 ZRK 1202 ZRK 1522 KT 1391 KT 1488

PORTER Kasten

2.5 Tci						
2477 ccm	74 kW	D4BH	05.04 -	PS		4 PK 1060

ISUZU

MIDI Bus (94000, 98000)

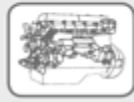
2.0 TD (98000)						
1995 ccm	51 kW	4FC1T	01.89 -	PS		AVX 10 x 660
2.2 D (98000)						
2189 ccm	45 kW	4FD1	01.89 -	PS		AVX 10 x 660
2.2 D 4WD (94000)						
2189 ccm	45 kW	4FD1	01.89 -	PS		AVX 10 x 660
2.4 D (98000)						
2380 ccm	56 kW	4FG1T	01.94 -	PS		AVX 10 x 660

MIDI Van (94000, 98000)

2.0 TD (98000)						
1995 ccm	51 kW	4FC1T	01.89 -	PS		AVX 10 x 660
2.2 D (98000)						
2189 ccm	45 kW	4FD1	01.89 -	PS		AVX 10 x 660
2.2 D 4WD (94000)						
2189 ccm	45 kW	4FD1	01.89 -	PS		AVX 10 x 660
2.4 TD (98000)						
2380 ccm	56 kW	4FG1T	01.94 -	PS		AVX 10 x 660

MIDI Kasten (98000N)

2.0 4WD						
1995 ccm	61 kW	4ZC1	09.88 -	AIR-P		AVX 10 x 763
2.2 D						
2189 ccm	45 kW	4FD1	01.89 -	PS		AVX 10 x 660
2.2 D 4WD						
2189 ccm	45 kW	4FD1	09.88 -	PS		AVX 10 x 660



ISUZU

MIDI Kasten (98000N)

2.4 TD	2380 ccm	56 kW	4FG1T	02.94 -	PS		AVX 10 x 660
---------------	----------	-------	-------	---------	----	--	--------------

IVECO

DAILY I Kasten/Kombi

30-8 (10014131, 10014132, 10014137, 10014231, 10014232...)

2445 ccm	53 kW	8140.61.200	01.78 - 12.89	ALT CAM CAM			AVX 10 x 950 ZRK 1100 KT 1091
----------	-------	-------------	---------------	-------------------	--	--	-------------------------------------

35-8 (10034131, 10034132, 10034137, 10034224, 10034231...)

2445 ccm	53 kW	8140.61.200	01.78 - 12.89	ALT ALT CAM CAM			AVX 10 x 925 AVX 10 x 950 ZRK 1100 KT 1091
----------	-------	-------------	---------------	--------------------------	--	--	---

35-10 (10314204, 10314211, 10314212, 10314217, 10314411...)

2445 ccm	68 kW	8140.21.200	01.85 - 12.89	ALT CAM CAM			AVX 10 x 925 ZRK 1102 KT 1098
----------	-------	-------------	---------------	-------------------	--	--	-------------------------------------

40-8 V

2445 ccm	53 kW	8140.61.200	01.83 - 06.89	CAM			KT 1091
----------	-------	-------------	---------------	-----	--	--	---------

40-10 V

2445 ccm	68 kW	8140.27 S	01.85 - 12.89	AC-C ALT ALT CAM CAM	UNTIL MTR-NO: 1927815 + AC UNTIL MTR-NO: 1307400		AVX 10 x 850 AVX 10 x 925 AVX 10 x 1075 TM ZRK 1102 KT 1098
----------	-------	-----------	---------------	----------------------------------	--	--	---

45-10 V (10334204, 10334211, 10334212, 10334217, 10334404)

2445 ccm	68 kW	8140.21.200	01.85 - 12.89	AC-C ALT ALT CAM CAM	UNTIL MTR-NO: 1927815 + AC UNTIL MTR-NO: 1307400		AVX 10 x 850 AVX 10 x 925 AVX 10 x 1075 TM ZRK 1102 KT 1098
----------	-------	-------------	---------------	----------------------------------	--	--	---

49-10 V (10354204, 10354211, 10354212, 10354217...)

2445 ccm	68 kW	8140.21.200	01.85 - 12.89	AC-C ALT ALT CAM CAM	UNTIL MTR-NO: 1927815 + AC UNTIL MTR-NO: 1307400		AVX 10 x 850 AVX 10 x 925 AVX 10 x 1075 TM ZRK 1102 KT 1098
----------	-------	-------------	---------------	----------------------------------	--	--	---

DAILY I Pritsche/Fahrgestell

30-8 (10011131, 10011132, 10011231, 10011232, 10011237...)

2445 ccm	53 kW	8140.61.200	01.78 - 12.89	ALT CAM CAM			AVX 10 x 925 ZRK 1100 KT 1091
----------	-------	-------------	---------------	-------------------	--	--	-------------------------------------

35-8 (10031131, 10031132, 10031137, 10031224, 10031231...)

2445 ccm	53 kW	8140.61.200	01.78 - 12.89	ALT CAM CAM			AVX 10 x 925 ZRK 1100 KT 1091
----------	-------	-------------	---------------	-------------------	--	--	-------------------------------------

35-10 (10310311, 10311111, 10311112, 10311117, 10311211...)

2445 ccm	68 kW	8140.21.200	01.85 - 12.89	ALT ALT CAM CAM	AMP: 85 UNTIL MTR-NO: 1307400		AVX 10 x 925 AVX 10 x 913 ZRK 1102 KT 1098
----------	-------	-------------	---------------	--------------------------	----------------------------------	--	---

40-8

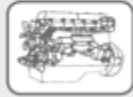
2445 ccm	53 kW	8140.61.200	01.83 - 06.89	CAM			KT 1091
----------	-------	-------------	---------------	-----	--	--	---------

40-10

2445 ccm	68 kW	8140.27 S	01.85 - 12.89	AC-C AC-C ALT ALT CAM CAM	FROM MTR-NO: 1927816 UNTIL MTR-NO: 1927815 + AC UNTIL MTR-NO: 1307400		AVX 10 x 875 AVX 10 x 850 AVX 10 x 925 AVX 10 x 1075 TM ZRK 1102 KT 1098
----------	-------	-----------	---------------	--	--	--	---

45-10 (10331211, 10331212, 10331217, 10331304, 10331311...)

2445 ccm	68 kW	8140.21.200	01.85 - 12.89	ALT CAM CAM	UNTIL MTR-NO: 1307400		AVX 10 x 925 ZRK 1102 KT 1098
----------	-------	-------------	---------------	-------------------	-----------------------	--	-------------------------------------



IVECO

DAILY I Pritsche/Fahrgestell

49-10 (10350211, 10350304, 10350311, 10350404, 10350411...)

2445 ccm	68 kW	8140.21.200	01.85 - 12.89	AC-C	UNTIL MTR-NO: 1927815	AVX 10 x 850
				ALT		AVX 10 x 925
				ALT	+ AC	AVX 10 x 1075 TM
				CAM	UNTIL MTR-NO: 1307400	ZRK 1102
				CAM		KT 1098

DAILY II Bus

A 40-10 (94139111, 94139131, 94139311, 94139315...)

2499 ccm	76 kW	8140.27.2720	01.91 - 12.96	AC-C	UNTIL MTR-NO: 1927815	AVX 10 x 850
				ALT		AVX 10 x 925
				ALT	+ AC	AVX 10 x 1075 TM
				CAM	UNTIL MTR-NO: 1307400	ZRK 1102
				CAM	FROM MTR-NO: 1307401	KT 1217
				CAM	UNTIL MTR-NO: 1307400	KT 1098

A 40-10 (95719111, 95719131, 95719311, 95719315...)

2798 ccm	76 kW	8140.23.	09.96 - 05.99	AC-C		AVX 13 x 890
				ALT		AVX 10 x 925
				ALT	+ AC	AVX 10 x 1050
				W-P		AVX 13 x 800 TM
				W-P	OPT	AVX 13 x 800
				CAM	MTR-CODE: 8140.23.3720	KT 1340

A 40-12 (95819311, 95819315, 95819317, 95819331)

2798 ccm	90 kW	8140.43.	05.96 - 05.99	ALT		AVX 10 x 925
				CAM	MTR-CODE: 8140.43.3711	KT 1340

A 45-10 (94159111, 94159131, 94159211, 94159311...)

2499 ccm	76 kW	8140.27.2720	01.91 - 04.96	AC-C	UNTIL MTR-NO: 1927815	AVX 10 x 850
				ALT		AVX 10 x 925
				ALT	+ AC	AVX 10 x 1075 TM
				CAM	UNTIL MTR-NO: 1307400	ZRK 1102
				CAM	FROM MTR-NO: 1307401	KT 1217
				CAM	UNTIL MTR-NO: 1307400	KT 1098

A 45-10 (95739111, 95739131, 95739311, 95739317, 95739331)

2798 ccm	76 kW	8140.23.	05.96 - 05.99	AC-C		AVX 13 x 890
				ALT		AVX 10 x 925
				ALT	+ AC	AVX 10 x 1050
				W-P		AVX 13 x 800 TM
				W-P	OPT	AVX 13 x 800
				CAM	MTR-CODE: 8140.23.3720	KT 1340

A 45-12 (94179211, 94179231, 94179311, 94179317...)

2499 ccm	85 kW	8140.47.2711;8140.47.2721	06.90 - 04.96	AC-C	UNTIL MTR-NO: 1927815	AVX 10 x 850
				ALT		AVX 10 x 925
				ALT	+ AC	AVX 10 x 1075 TM
				CAM	FROM MTR-NO: 1307401	KT 1217
				CAM	UNTIL MTR-NO: 1307400	KT 1098

A 45-12 (95839211, 95839231, 95839311, 95839317...)

2798 ccm	90 kW	8140.43.	05.96 - 05.99	ALT		AVX 10 x 925
				CAM		KT 1340

DAILY II Kasten/Kombi

30-8 (12914111, 12914112, 12914117, 12914131, 12914137...)

2499 ccm	55 kW	8140.07.2700;8140.07.2712	01.89 - 08.98	ALT		AVX 10 x 925
				CAM		ZRK 1312
				CAM	UNTIL MTR-NO: 1307400; MTR-CODE: 814007	ZRK 1102
				CAM	FROM MTR-NO: 1307401; MTR-CODE: 8140.07.2700;2712	KT 1217
				CAM	FROM MTR-NO: 1307401; MTR-CODE: 8140.67F	KT 1229
				CAM	UNTIL MTR-NO: 1307400; MTR-CODE: 8140.07.2700;2712	KT 1098
				CAM	UNTIL MTR-NO: 1307400; MTR-CODE: 8140.67F	KT 1091

30-8 (12914111, 12914112, 12914117, 12914131, 12914137...)

2499 ccm	55 kW	8140.07.2700;8140.07.2712	01.89 - 08.98	ALT		AVX 10 x 925
				CAM		ZRK 1312
				CAM	UNTIL MTR-NO: 1307400; MTR-CODE: 814007	ZRK 1102
				CAM	FROM MTR-NO: 1307401; MTR-CODE: 8140.07.2700;2712	KT 1217



IVECO

DAILY II Kasten/Kombi

30-8 (12914111, 12914112, 12914117, 12914131, 12914137...)

2499 ccm	55 kW	8140.07.2700;8140.07.2712	01.89 - 08.98	CAM	FROM MTR-NO: 1307401; MTR-CODE: 8140.67F	KT 1229
				CAM	UNTIL MTR-NO: 1307400; MTR-CODE: 8140.07.2700;2712	KT 1098
				CAM	UNTIL MTR-NO: 1307400; MTR-CODE: 8140.67F	KT 1091

30-8 (12914111, 12914112, 12914117, 12914131, 12914137...)

2499 ccm	60 kW	8140.67F.	01.89 - 08.98	ALT		AVX 10 x 925
				CAM		ZRK 1312
				CAM	UNTIL MTR-NO: 1307400; MTR-CODE: 814007	ZRK 1102
				CAM	FROM MTR-NO: 1307401; MTR-CODE: 8140.07.2700;2712	KT 1217
				CAM	FROM MTR-NO: 1307401; MTR-CODE: 8140.67F	KT 1229
				CAM	UNTIL MTR-NO: 1307400; MTR-CODE: 8140.07.2700;2712	KT 1098
				CAM	UNTIL MTR-NO: 1307400; MTR-CODE: 8140.67F	KT 1091

30-8 (12914111, 12914112, 12914117, 12914131, 12914137...)

2499 ccm	60 kW	8140.67F.;8140.67F.3710;8140.67F.3711;8140.67F.3713;8140.67F.3721	01.89 - 08.98	ALT		AVX 10 x 925
				CAM		ZRK 1312
				CAM	UNTIL MTR-NO: 1307400; MTR-CODE: 814007	ZRK 1102
				CAM	FROM MTR-NO: 1307401; MTR-CODE: 8140.07.2700;2712	KT 1217
				CAM	FROM MTR-NO: 1307401; MTR-CODE: 8140.67F	KT 1229
				CAM	UNTIL MTR-NO: 1307400; MTR-CODE: 8140.07.2700;2712	KT 1098
				CAM	UNTIL MTR-NO: 1307400; MTR-CODE: 8140.67F	KT 1091

30-8 (14914111, 14914117, 14914211, 14914217, 14915111...)

2499 ccm	60 kW	8140.67F.;8140.67F.3710;8140.67F.3711;8140.67F.3713;8140.67F.3721	01.89 - 08.98	ALT		AVX 10 x 925
				CAM	UNTIL MTR-NO: 1307400; MTR-CODE: 814007	ZRK 1102
				CAM		KT 1229

30-8 (14914111, 14914117, 14914211, 14914217, 14915111...)

2798 ccm	62 kW	8140.63.	09.98 - 05.99	ALT		AVX 10 x 925
				CAM		KT 1217

30-8 V (14914111, 14914117, 14914211, 14914217...)

2798 ccm	62 kW	8140.63.	09.98 - 05.99	CAM		KT 1217
----------	-------	----------	---------------	-----	--	---------

30-10

2798 ccm	76 kW	8140.23.	01.97 - 05.99	CAM		ZRK 1332
				CAM	MTR-CODE: 8140.23.3720	KT 1340

30-10 C

2798 ccm	76 kW	8140.23.	01.97 - 05.99	CAM		ZRK 1332
				CAM	MTR-CODE: 8140.23.3720	KT 1340

30-10 C

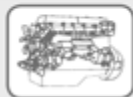
2798 ccm	76 kW	8140.23.	01.97 - 05.99	CAM		ZRK 1332
				CAM	MTR-CODE: 8140.23.3720	KT 1340

35-8 (12934104, 12934111, 12934112, 12934117, 12934124...)

2499 ccm	55 kW	8140.07.2700;8140.07.2712	01.91 - 08.98	ALT		AVX 10 x 925
				CAM	UNTIL MTR-NO: 1307400; MTR-CODE: 814007	ZRK 1102
				CAM	FROM MTR-NO: 1307401; MTR-CODE: 8140.07.2700;2712	KT 1217
				CAM	FROM MTR-NO: 1307401; MTR-CODE: 8140.67F	KT 1229
				CAM	UNTIL MTR-NO: 1307400; MTR-CODE: 8140.07.2700;2712	KT 1098
				CAM	UNTIL MTR-NO: 1307400; MTR-CODE: 8140.67F	KT 1091

35-8 (12934104, 12934111, 12934112, 12934117, 12934124...)

2499 ccm	55 kW	8140.07.2700;8140.07.2712	01.91 - 08.98	ALT		AVX 10 x 925
				CAM	UNTIL MTR-NO: 1307400; MTR-CODE: 814007	ZRK 1102
				CAM	FROM MTR-NO: 1307401; MTR-CODE: 8140.07.2700;2712	KT 1217
				CAM	FROM MTR-NO: 1307401; MTR-CODE: 8140.67F	KT 1229



IVECO

DAILY II Kasten/Kombi

35-8 (12934104, 12934111, 12934112, 12934117, 12934124...)

2499 ccm	55 kW	8140.07.2700;8140.07.2712	01.91 - 08.98	CAM	UNTIL MTR-NO: 1307400; MTR-CODE: 8140.07.2700;2712	KT 1098
				CAM	UNTIL MTR-NO: 1307400; MTR-CODE: 8140.67F	KT 1091

35-8 (12934104, 12934111, 12934112, 12934117, 12934124...)

2499 ccm	60 kW	8140.67F.;8140.67F.3701;8140.67F.3710;8140.67F.3711;8140.67F.3713;8140.67F.3721	01.91 - 08.98	ALT		AVX 10 x 925
				CAM	UNTIL MTR-NO: 1307400; MTR-CODE: 814007	ZRK 1102
				CAM	FROM MTR-NO: 1307401; MTR-CODE: 8140.07.2700;2712	KT 1217
				CAM	FROM MTR-NO: 1307401; MTR-CODE: 8140.67F	KT 1229
				CAM	UNTIL MTR-NO: 1307400; MTR-CODE: 8140.07.2700;2712	KT 1098
				CAM	UNTIL MTR-NO: 1307400; MTR-CODE: 8140.67F	KT 1091

35-8 (12934104, 12934111, 12934112, 12934117, 12934124...)

2499 ccm	60 kW	8140.67F.;8140.67F.3701;8140.67F.3710;8140.67F.3711;8140.67F.3713;8140.67F.3721	01.91 - 08.98	ALT		AVX 10 x 925
				CAM	UNTIL MTR-NO: 1307400; MTR-CODE: 814007	ZRK 1102
				CAM	FROM MTR-NO: 1307401; MTR-CODE: 8140.07.2700;2712	KT 1217
				CAM	FROM MTR-NO: 1307401; MTR-CODE: 8140.67F	KT 1229
				CAM	UNTIL MTR-NO: 1307400; MTR-CODE: 8140.07.2700;2712	KT 1098
				CAM	UNTIL MTR-NO: 1307400; MTR-CODE: 8140.67F	KT 1091

35-8 (14934104, 14934111, 14934204, 14934205, 14934211...)

2798 ccm	62 kW	8140.63.	09.98 - 05.99	CAM		KT 1217
----------	-------	----------	---------------	-----	--	---------

35-10 (12974212, 12974217, 13014111, 13014131, 13014204...)

2499 ccm	76 kW	8140.47R.2790	01.89 - 08.98	AC-C	UNTIL MTR-NO: 1927815	AVX 10 x 850
				ALT		AVX 10 x 925
				ALT	+ AC	AVX 10 x 1075 TM
				CAM	FROM MTR-NO: 1307401	KT 1217
				CAM	UNTIL MTR-NO: 1307400	KT 1098

35-10 (12974212, 12974217, 13014111, 13014131, 13014204...)

2499 ccm	80 kW	8140.47R	01.89 - 08.98	AC-C	UNTIL MTR-NO: 1927815	AVX 10 x 850
				ALT		AVX 10 x 925
				ALT	+ AC	AVX 10 x 1075 TM
				CAM	FROM MTR-NO: 1307401	KT 1217
				CAM	UNTIL MTR-NO: 1307400	KT 1098

35-10 (15034111, 15034204, 15034211, 15034215, 15034217...)

2798 ccm	76 kW	8140.23.	01.96 - 05.99	AC-C		AVX 13 x 890
				ALT		AVX 10 x 940
				ALT	+ AC	AVX 10 x 1050
				ALT	AMP: 85	AVX 10 x 925
				CAM	MTR-CODE: 8140.23.3720	KT 1340

35-12 (13114131, 13114204, 13114211, 13114212, 13114217...)

2499 ccm	85 kW	8140.47.2700	01.90 - 04.96	AC-C	UNTIL MTR-NO: 1927815	AVX 10 x 850
				ALT		AVX 10 x 925
				ALT	+ AC	AVX 10 x 1075 TM
				CAM	FROM MTR-NO: 1307401	KT 1217
				CAM	UNTIL MTR-NO: 1307400	KT 1098

40-10 V

2499 ccm	76 kW	8140.27.2720	01.90 - 04.96	AC-C	UNTIL MTR-NO: 1927815	AVX 10 x 850
				ALT		AVX 10 x 925
				ALT	+ AC	AVX 10 x 1075 TM
				CAM	UNTIL MTR-NO: 1307400	ZRK 1102
				CAM	FROM MTR-NO: 1307401	KT 1217
				CAM	UNTIL MTR-NO: 1307400	KT 1098

40-10 4x4 (15214104, 15214111, 15214117, 15215111)

2798 ccm	76 kW	8140.23.	01.97 - 05.99	ALT		AVX 10 x 940
				ALT	AMP: 85	AVX 10 x 925
				CAM	MTR-CODE: 8140.23.3720	KT 1340



IVECO

DAILY II Kasten/Kombi

40-12 V						
2499 ccm	85 kW	8140.47.2700	10.90 - 04.96	CAM	FROM MTR-NO: 1307401	KT 1217
				CAM	UNTIL MTR-NO: 1307400	KT 1098
45-10 V (13034204, 13034211, 13034212, 13034224...)						
2499 ccm	76 kW	8140.27.2720	01.89 - 04.96	AC-C	UNTIL MTR-NO: 1927815	AVX 10 x 850
				ALT		AVX 10 x 925
				ALT	+ AC	AVX 10 x 1075 TM
				CAM	UNTIL MTR-NO: 1307400	ZRK 1102
				CAM	FROM MTR-NO: 1307401	KT 1217
				CAM	UNTIL MTR-NO: 1307400	KT 1098
49-10 V (13054204, 13054211, 13054212, 13054215...)						
2499 ccm	76 kW	8140.27.2700;8140.47R.2790	01.89 - 04.96	AC-C	UNTIL MTR-NO: 1927815	AVX 10 x 850
				ALT		AVX 10 x 925
				ALT	+ AC	AVX 10 x 1075 TM
				CAM	UNTIL MTR-NO: 1307400	ZRK 1102
				CAM	FROM MTR-NO: 1307401	KT 1217
				CAM	UNTIL MTR-NO: 1307400	KT 1098
49-12 V (13134124, 13134204, 13134211, 13134212...)						
2499 ccm	85 kW	8140.47.2711;8140.47.2721	06.90 - 04.96	AC-C	UNTIL MTR-NO: 1927815	AVX 10 x 850
				ALT		AVX 10 x 925
				ALT	+ AC	AVX 10 x 1075 TM
				CAM	FROM MTR-NO: 1307401	KT 1217
				CAM	UNTIL MTR-NO: 1307400	KT 1098
49-12 V (15154204, 15154211, 15154215, 15154217...)						
2798 ccm	90 kW	8140.43.	05.96 - 05.99	AC-C		AVX 13 x 890
				ALT		AVX 10 x 940
				ALT	+ AC	AVX 10 x 1050
				ALT	AMP: 85	AVX 10 x 925
				W-P		AVX 13 x 800 TM
				W-P	OPT	AVX 13 x 800
				CAM	MTR-CODE: 8140.43.3711	KT 1340
59-12 V (13154404, 13154411, 13154412, 13154417...)						
2499 ccm	85 kW	8140.47.2700;8140.47.2711	05.91 - 04.96	AC-C	UNTIL MTR-NO: 1927815	AVX 10 x 850
				ALT		AVX 10 x 925
				ALT	+ AC	AVX 10 x 1075 TM
				CAM	FROM MTR-NO: 1307401	ZRK 1316
				CAM	UNTIL MTR-NO: 1307400	ZRK 1102
				CAM	FROM MTR-NO: 1307401	KT 1217
				CAM	UNTIL MTR-NO: 1307400	KT 1098
59-12 V (15174404, 15174411, 15174415, 15174417)						
2798 ccm	90 kW	8140.43.	05.96 - 05.99	AC-C		AVX 13 x 890
				ALT		AVX 10 x 940
				ALT	+ AC	AVX 10 x 1050
				ALT	AMP: 85	AVX 10 x 925
				W-P		AVX 13 x 800 TM
				W-P	OPT	AVX 13 x 800
				CAM	MTR-CODE: 8140.43.3711	KT 1340

DAILY II Kipper

35-8 K (14930304, 14931104, 14931111, 14931115...)						
2798 ccm	62 kW	8140.63.	09.98 - 05.99	CAM		KT 1217
35-10 K (15030111, 15030211, 15030311, 15031111...)						
2798 ccm	76 kW	8140.23.	01.97 - 05.99	AC-C		AVX 13 x 890
				ALT		AVX 10 x 940
				ALT	+ AC	AVX 10 x 1050
				ALT	AMP: 85	AVX 10 x 925
				W-P		AVX 13 x 800 TM
				W-P	OPT	AVX 13 x 800
				CAM	MTR-CODE: 8140.23.3720	KT 1340
35-12 K (15130311, 15130411, 15131111, 15131204...)						
2798 ccm	90 kW	8140.43.	09.96 - 08.98	AC-C		AVX 13 x 890
				ALT		AVX 10 x 940
				ALT	+ AC	AVX 10 x 1050
				ALT	AMP: 85	AVX 10 x 925
				W-P		AVX 13 x 800 TM
				W-P	OPT	AVX 13 x 800
				CAM	MTR-CODE: 8140.43.3711	KT 1340



IVECO

DAILY II Kipper

45-10 (13031204, 13031211, 13031212, 13031224, 13031231...)

2499 ccm	76 kW	8140.27.2720	01.92 - 04.96	AC-C	UNTIL MTR-NO: 1927815	AVX 10 x 850
				ALT		AVX 10 x 925
				ALT	+ AC	AVX 10 x 1075 TM
				CAM	UNTIL MTR-NO: 1307400	ZRK 1102
				CAM		KT 1217

49-10 K (13056212, 13056224, 13056231, 13056237...)

2499 ccm	76 kW	8140.27.2700;8140.47R.2790	01.89 - 04.96	AC-C	UNTIL MTR-NO: 1927815	AVX 10 x 850
				ALT		AVX 10 x 925
				ALT	+ AC	AVX 10 x 1075 TM
				CAM	UNTIL MTR-NO: 1307400; MTR-CODE: 814027	ZRK 1102
				CAM	FROM MTR-NO: 1307401	KT 1217
				CAM	UNTIL MTR-NO: 1307400	KT 1098

49-10 K (15056204, 15056211, 15056304, 15056311)

2798 ccm	76 kW	8140.23.	05.96 - 05.99	AC-C		AVX 13 x 890
				ALT		AVX 10 x 940
				ALT	+ AC	AVX 10 x 1050
				ALT	AMP: 85	AVX 10 x 925
				W-P		AVX 13 x 800 TM
				W-P	OPT	AVX 13 x 800
				CAM	MTR-CODE: 8140.23.3720	KT 1340

49-12 K (13136204, 13136211, 13136212, 13136224...)

2499 ccm	85 kW	8140.47.2711;8140.47.2721	06.90 - 04.96	AC-C	UNTIL MTR-NO: 1927815	AVX 10 x 850
				ALT		AVX 10 x 925
				ALT	+ AC	AVX 10 x 1075 TM
				CAM	FROM MTR-NO: 1307401	KT 1217
				CAM	UNTIL MTR-NO: 1307400	KT 1098

49-12 K

2798 ccm	90 kW	8140.43.	05.96 - 05.99	CAM	MTR-CODE: 8140.43.3711	KT 1340
----------	-------	----------	---------------	-----	------------------------	---------

59-12 K (13156211, 13156212, 13156231, 13156311...)

2499 ccm	85 kW	8140.47.2700;8140.47.2711	05.91 - 04.96	AC-C	UNTIL MTR-NO: 1927815	AVX 10 x 850
				ALT		AVX 10 x 925
				ALT	+ AC	AVX 10 x 1075 TM
				CAM	FROM MTR-NO: 1307401	KT 1217
				CAM	UNTIL MTR-NO: 1307400	KT 1098

59-12 K (15176211, 15176304, 15176311, 15176315...)

2798 ccm	90 kW	8140.43.	05.96 - 05.99	AC-C		AVX 13 x 890
				ALT		AVX 10 x 940
				ALT	+ AC	AVX 10 x 1050
				ALT	AMP: 85	AVX 10 x 925
				W-P		AVX 13 x 800 TM
				W-P	OPT	AVX 13 x 800
				CAM	MTR-CODE: 8140.43.3711	KT 1340

DAILY II Pritsche/Fahrgestell

30-8 (12910211, 12911111, 12911112, 12911117, 12911131...)

2499 ccm	55 kW	8140.07.2700	01.92 - 08.98	ALT		AVX 10 x 925
				CAM	UNTIL MTR-NO: 1307400; MTR-CODE: 814007	ZRK 1102
				CAM	FROM MTR-NO: 1307401; MTR-CODE: 8140.67F	KT 1229
				CAM	MTR-CODE: 8140.07.2700	KT 1217
				CAM	UNTIL MTR-NO: 1307400; MTR-CODE: 8140.67F	KT 1091

30-8 (12910211, 12911111, 12911112, 12911117, 12911131...)

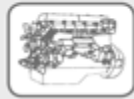
2499 ccm	55 kW	8140.07.2700	01.92 - 08.98	ALT		AVX 10 x 925
				CAM	UNTIL MTR-NO: 1307400; MTR-CODE: 814007	ZRK 1102
				CAM	FROM MTR-NO: 1307401; MTR-CODE: 8140.67F	KT 1229
				CAM	MTR-CODE: 8140.07.2700	KT 1217
				CAM	UNTIL MTR-NO: 1307400; MTR-CODE: 8140.67F	KT 1091

30-8 (10011131, 10011132, 10011231, 10011232, 10011237...)

2499 ccm	60 kW	8140.67F.;8140.67F.3710;8140.67F.3711;8140.67F.3713;8140.67F.3721	01.92 - 08.98	ALT		AVX 10 x 925
				CAM		KT 1229

30-8 (12910211, 12911111, 12911112, 12911117, 12911131...)

2499 ccm	60 kW	8140.67F.	01.92 - 08.98	ALT		AVX 10 x 925
----------	-------	-----------	---------------	-----	--	--------------



IVECO

DAILY II Pritsche/Fahrgestell

30-8 (12910211, 12911111, 12911112, 12911117, 12911131...)

2499 ccm	60 kW	8140.67F.	01.92 - 08.98	CAM	UNTIL MTR-NO: 1307400; MTR-CODE: 814007	ZRK 1102
				CAM	FROM MTR-NO: 1307401; MTR-CODE: 8140.67F	KT 1229
				CAM	MTR-CODE: 8140.07.2700	KT 1217
				CAM	UNTIL MTR-NO: 1307400; MTR-CODE: 8140.67F	KT 1091

30-8 (12910211, 12911111, 12911112, 12911117, 12911131...)

2499 ccm	60 kW	8140.67F.	01.92 - 08.98	ALT		AVX 10 x 925
				CAM	UNTIL MTR-NO: 1307400; MTR-CODE: 814007	ZRK 1102
				CAM	FROM MTR-NO: 1307401; MTR-CODE: 8140.67F	KT 1229
				CAM	MTR-CODE: 8140.07.2700	KT 1217
				CAM	UNTIL MTR-NO: 1307400; MTR-CODE: 8140.67F	KT 1091

30-8 (10011131, 10011132, 10011231, 10011232, 10011237...)

2798 ccm	62 kW	8140.63.	09.98 - 05.99	CAM		KT 1217
----------	-------	----------	---------------	-----	--	---------

30-8 (14911111, 14911117, 14911211, 14911215, 14911217...)

2798 ccm	62 kW	8140.63.	09.98 - 05.99	ALT		AVX 10 x 925
				CAM		KT 1217

30-10

2798 ccm	76 kW	8140.23.	01.98 - 05.99	CAM		ZRK 1332
				CAM	MTR-CODE: 8140.23.3720	KT 1340

35-8 (12931102, 12931104, 12931111, 12931112, 12931117...)

2499 ccm	55 kW	8140.07.2700;8140.07.2712	01.89 - 08.98	ALT		AVX 10 x 925
				CAM	UNTIL MTR-NO: 1307400; MTR-CODE: 814007	ZRK 1102
				CAM	FROM MTR-NO: 1307401; MTR-CODE: 8140.07.2700;2712	KT 1217
				CAM	FROM MTR-NO: 1307401; MTR-CODE: 8140.67F	KT 1229
				CAM	UNTIL MTR-NO: 1307400; MTR-CODE: 8140.07.2700;2712	KT 1098
				CAM	UNTIL MTR-NO: 1307400; MTR-CODE: 8140.67F	KT 1091

35-8 (12931102, 12931104, 12931111, 12931112, 12931117...)

2499 ccm	55 kW	8140.07.2700;8140.07.2712	01.89 - 08.98	ALT		AVX 10 x 925
				CAM	UNTIL MTR-NO: 1307400; MTR-CODE: 814007	ZRK 1102
				CAM	FROM MTR-NO: 1307401; MTR-CODE: 8140.07.2700;2712	KT 1217
				CAM	FROM MTR-NO: 1307401; MTR-CODE: 8140.67F	KT 1229
				CAM	UNTIL MTR-NO: 1307400; MTR-CODE: 8140.07.2700;2712	KT 1098
				CAM	UNTIL MTR-NO: 1307400; MTR-CODE: 8140.67F	KT 1091

35-8 (12931102, 12931104, 12931111, 12931112, 12931117...)

2499 ccm	60 kW	8140.67F.	01.89 - 08.98	ALT		AVX 10 x 925
				CAM	UNTIL MTR-NO: 1307400; MTR-CODE: 814007	ZRK 1102
				CAM	FROM MTR-NO: 1307401; MTR-CODE: 8140.07.2700;2712	KT 1217
				CAM	FROM MTR-NO: 1307401; MTR-CODE: 8140.67F	KT 1229
				CAM	UNTIL MTR-NO: 1307400; MTR-CODE: 8140.07.2700;2712	KT 1098
				CAM	UNTIL MTR-NO: 1307400; MTR-CODE: 8140.67F	KT 1091

35-8 (12931102, 12931104, 12931111, 12931112, 12931117...)

2499 ccm	60 kW	8140.67F.	01.89 - 08.98	ALT		AVX 10 x 925
				CAM	UNTIL MTR-NO: 1307400; MTR-CODE: 814007	ZRK 1102
				CAM	FROM MTR-NO: 1307401; MTR-CODE: 8140.07.2700;2712	KT 1217
				CAM	FROM MTR-NO: 1307401; MTR-CODE: 8140.67F	KT 1229
				CAM	UNTIL MTR-NO: 1307400; MTR-CODE: 8140.07.2700;2712	KT 1098
				CAM	UNTIL MTR-NO: 1307400; MTR-CODE: 8140.67F	KT 1091

35-8 (14930304, 14931104, 14931111, 14931115, 14931204...)

2798 ccm	62 kW	8140.63.	09.98 - 05.99	CAM		KT 1217
----------	-------	----------	---------------	-----	--	---------



IVECO

DAILY II Pritsche/Fahrgestell

35-10 (12971112, 12971212, 12971312, 12971317, 12976112...)

2499 ccm	68 kW	8140.97.2781	01.89 - 12.96	AC-C	FROM MTR-NO: 1927816	AVX 10 x 875
				AC-C	UNTIL MTR-NO: 1927815	AVX 10 x 850
				ALT		AVX 10 x 925
				ALT	+ AC	AVX 10 x 1075 TM
				CAM	FROM MTR-NO: 1307401	KT 1217
				CAM	UNTIL MTR-NO: 1307400	KT 1098

35-10 (12971112, 12971212, 12971312, 12971317, 12976112...)

2499 ccm	76 kW	8140.47R.2790	01.89 - 12.96	AC-C	FROM MTR-NO: 1927816	AVX 10 x 875
				AC-C	UNTIL MTR-NO: 1927815	AVX 10 x 850
				ALT		AVX 10 x 925
				ALT	+ AC	AVX 10 x 1075 TM
				CAM	FROM MTR-NO: 1307401	KT 1217
				CAM	UNTIL MTR-NO: 1307400	KT 1098

35-10 (15030111, 15030211, 15030311, 15031111, 15031117...)

2798 ccm	76 kW	8140.23.	01.96 - 05.99	AC-C		AVX 13 x 890
				ALT		AVX 10 x 940
				ALT	+ AC	AVX 10 x 1050
				ALT	AMP: 85	AVX 10 x 925
				W-P		AVX 13 x 800 TM
				W-P	OPT	AVX 13 x 800
				CAM		ZRK 1332
				CAM	MTR-CODE: 8140.23.3720	KT 1340

35-12 (13110131, 13110211, 13110231, 13110311, 13110312...)

2499 ccm	85 kW	8140.47.2700	01.90 - 04.96	AC-C	FROM MTR-NO: 1927816	AVX 10 x 875
				AC-C	UNTIL MTR-NO: 1927815	AVX 10 x 850
				ALT		AVX 10 x 925
				ALT	+ AC	AVX 10 x 1075 TM
				CAM	FROM MTR-NO: 1307401	KT 1217
				CAM	UNTIL MTR-NO: 1307400	KT 1098

35-12 (15130311, 15130411, 15131111, 15131204, 15131211...)

2798 ccm	90 kW	8140.43.	05.96 - 05.99	AC-C		AVX 13 x 890
				ALT		AVX 10 x 940
				ALT	+ AC	AVX 10 x 1050
				ALT	AMP: 85	AVX 10 x 925
				W-P		AVX 13 x 800 TM
				W-P	OPT	AVX 13 x 800
				CAM	MTR-CODE: 8140.43.3711	KT 1340

40-10 W 4x4

2798 ccm	76 kW	8140.23.	01.97 - 05.99	CAM	MTR-CODE: 8140.23.3720	KT 1340
----------	-------	----------	---------------	-----	------------------------	---------

40-12

2499 ccm	85 kW	8140.47.2700	10.90 - 04.96	CAM	FROM MTR-NO: 1307401	KT 1217
				CAM	UNTIL MTR-NO: 1307400	KT 1098

45-10 (13031204, 13031211, 13031212, 13031224, 13031231...)

2499 ccm	76 kW	8140.27.2720	01.89 - 04.96	AC-C	UNTIL MTR-NO: 1927815	AVX 10 x 850
				ALT		AVX 10 x 925
				ALT	+ AC	AVX 10 x 1075 TM
				CAM	UNTIL MTR-NO: 1307400	ZRK 1102
				CAM	FROM MTR-NO: 1307401	KT 1217
				CAM	UNTIL MTR-NO: 1307400	KT 1098

49-10 (13050211, 13050231, 13050304, 13050311, 13050331...)

2499 ccm	76 kW	8140.27.2700;8140.47R.2790	01.89 - 04.96	AC-C	UNTIL MTR-NO: 1927815	AVX 10 x 850
				ALT		AVX 10 x 925
				ALT	+ AC	AVX 10 x 1075 TM
				CAM	FROM MTR-NO: 1307401	ZRK 1316
				CAM	UNTIL MTR-NO: 1307400; MTR-CODE: 814027	ZRK 1102
				CAM	FROM MTR-NO: 1307401	KT 1217
				CAM	UNTIL MTR-NO: 1307400	KT 1098

49-10 (15050304, 15050404, 15050411, 15051204, 15051211...)

2798 ccm	76 kW	8140.23.	05.96 - 05.99	AC-C		AVX 13 x 890
				ALT		AVX 10 x 940
				ALT	+ AC	AVX 10 x 1050
				ALT	AMP: 85	AVX 10 x 925
				W-P		AVX 13 x 800 TM
				W-P	OPT	AVX 13 x 800
				CAM	MTR-CODE: 8140.23.3720	KT 1340



IVECO

DAILY II Pritsche/Fahrgestell

49-12 (13130211, 13130231, 13130304, 13130311, 13130312...)

2499 ccm	85 kW	8140.47.2711;8140.47.2721	06.90 - 04.96	AC-C	UNTIL MTR-NO: 1927815	AVX 10 x 850
				ALT		AVX 10 x 925
				ALT	+ AC	AVX 10 x 1075 TM
				CAM	FROM MTR-NO: 1307401	KT 1217
				CAM	UNTIL MTR-NO: 1307400	KT 1098

49-12 (15150211, 15150311, 15150404, 15150411, 15151204...)

2798 ccm	90 kW	8140.43.	05.96 - 05.99	AC-C		AVX 13 x 890
				ALT		AVX 10 x 940
				ALT	+ AC	AVX 10 x 1050
				ALT	AMP: 85	AVX 10 x 925
				W-P		AVX 13 x 800 TM
				W-P	OPT	AVX 13 x 800
				CAM	MTR-CODE: 8140.43.3711	KT 1340

59-12 (13150204, 13150211, 13150231, 13150311, 13150312...)

2499 ccm	85 kW	8140.47.2700;8140.47.2711	05.91 - 04.96	AC-C	UNTIL MTR-NO: 1927815	AVX 10 x 850
				ALT		AVX 10 x 925
				ALT	+ AC	AVX 10 x 1075 TM
				CAM	FROM MTR-NO: 1307401	KT 1217
				CAM	UNTIL MTR-NO: 1307400	KT 1098

59-12 (15170211, 15170304, 15170311, 15170504, 15170511...)

2798 ccm	90 kW	8140.43.	05.96 - 05.99	AC-C		AVX 13 x 890
				ALT		AVX 10 x 940
				ALT	+ AC	AVX 10 x 1050
				ALT	AMP: 85	AVX 10 x 925
				W-P		AVX 13 x 800 TM
				W-P	OPT	AVX 13 x 800
				CAM	MTR-CODE: 8140.43.3711	KT 1340

DAILY III Kasten/Kombi

29 L 9 V

2798 ccm	62 kW	8140.63.	05.99 -	CAM		ZRK 1316
				CAM		KT 1217

29 L 10 V (ALJA43A2, ALJA42A2, ALJA41A2)

2287 ccm	70 kW	F1AE0481A	09.02 -	CAM		ZRK 1596
				CAM		KT 1527

29 L 11 V

2798 ccm	78 kW	8140.43C	05.99 -	CAM	OE-NO.: 99456476	ZRK 1312
				CAM	OE-NO.: 99456477	ZRK 1332
				CAM	OE-NO.: 99456476	KT 1229
				CAM	OE-NO.: 99456477	KT 1340

29 L 13

2798 ccm	92 kW	8140.43S	05.01 -	CAM		ZRK 1312
				CAM		KT 1229

35 S 9 V,35 C 9 V

2798 ccm	62 kW	8140.63.	05.99 -	CAM		ZRK 1316
				CAM		KT 1217

35 S 10 (ANJA41A1, ANJA42A2, ANJA42AB, ANJA43A, ANJAV1A...)

2287 ccm	70 kW	F1AE0481A	09.02 -	CAM		ZRK 1596
				CAM		KT 1527

35 S 11 V,35 C 11 V

2798 ccm	78 kW	8140.43C	05.99 -	CAM	OE-NO.: 99456476	ZRK 1312
				CAM	OE-NO.: 99456477	ZRK 1332
				CAM	OE-NO.: 99456476	KT 1229
				CAM	OE-NO.: 99456477	KT 1340

35 S 13 V,35 C 13 V

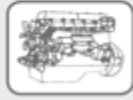
2798 ccm	92 kW	8140.43S	05.99 -	CAM		ZRK 1312
				CAM		KT 1229

35 S 15 V, 35 C 15 V (A6HCV3B2, A6HBV4B2, A6HC41B2...)

2798 ccm	107 kW	8140.43N	11.02 -	CAM		ZRK 1312
				CAM		KT 1229

50 C 11

2798 ccm	78 kW	8140.43C	05.99 -	CAM	OE-NO.: 99456476	ZRK 1312
				CAM	OE-NO.: 99456477	ZRK 1332
				CAM	OE-NO.: 99456476	KT 1229
				CAM	OE-NO.: 99456477	KT 1340



IVECO

DAILY III Kasten/Kombi

50 C 13

2798 ccm	92 kW	8140.43S	05.99 -	CAM		ZRK 1312
				CAM		KT 1229

DAILY III Pritsche/Fahrgestell

29 L 9

2798 ccm	62 kW	8140.63.	05.99 -	CAM		ZRK 1316
				CAM		KT 1217

29 L 10 (ALJAV1A1, ALJA41AA, ALJA41A1, AHJA64A1...)

2287 ccm	70 kW	F1AE0481A	09.02 -	CAM		ZRK 1596
				CAM		KT 1527

29 L 11

2798 ccm	78 kW	8140.43B;8140.43C	05.99 -	CAM	OE-NO.: 99456476	ZRK 1312
				CAM	OE-NO.: 99456477	ZRK 1332
				CAM	OE-NO.: 99456476	KT 1229
				CAM	OE-NO.: 99456477	KT 1340

29 L 13

2798 ccm	92 kW	8140.43S	11.01 -	CAM		ZRK 1312
				CAM		KT 1229

35 C 10 V , 35 S 10 V (AMJA11A1, AMJA14A1, AMJA64A1...)

2287 ccm	70 kW	F1AE0481A	09.02 -	CAM		ZRK 1596
				CAM		KT 1527

35 C 15

2798 ccm	107 kW	8140.43N	11.01 -	CAM		ZRK 1312
				CAM		KT 1229

35 S 9,35 C 9

2798 ccm	62 kW	8140.63.	05.99 -	CAM		ZRK 1316
				CAM		KT 1217

35 S 11,35 C 11 (A2FC13AA, A6FBU4AB, A2NB14A1, A2ND13A1...)

2798 ccm	78 kW	8140.43C	05.99 -	CAM	OE-NO.: 99456476	ZRK 1312
				CAM	OE-NO.: 99456477	ZRK 1332
				CAM	OE-NO.: 99456476	KT 1229
				CAM	OE-NO.: 99456477	KT 1340

35 S 13,35 C 13

2798 ccm	92 kW	8140.43S	05.99 -	CAM		ZRK 1312
				CAM		KT 1229

50 C 11

2798 ccm	78 kW	8140.43C	05.99 -	CAM	OE-NO.: 99456476	ZRK 1312
				CAM	OE-NO.: 99456477	ZRK 1332
				CAM	OE-NO.: 99456476	KT 1229
				CAM	OE-NO.: 99456477	KT 1340

50 C 13

2798 ccm	92 kW	8140.43S	05.99 -	CAM		ZRK 1312
				CAM		KT 1229

50 C 15

2798 ccm	107 kW	8140.43N	01.01 -	CAM		ZRK 1312
				CAM		KT 1229

65 C 15

2798 ccm	107 kW	8140.43N	11.01 -	CAM		ZRK 1312
				CAM		KT 1229

DAILY IV Kasten/Kombi

29L10 V

2287 ccm	70 kW	F1AE0481FA	05.06 -	CAM		ZRK 1596
				CAM		KT 1527

35C10, 35S10

2287 ccm	70 kW	F1AE0481FA	05.06 -	CAM		ZRK 1596
				CAM		KT 1527

40C10 V

2287 ccm	70 kW	F1AE0481FA	05.06 -	CAM		ZRK 1596
				CAM		KT 1527

DAILY IV Kipper

35C10 K

2287 ccm	70 kW	F1AE0481FA	05.06 -	CAM		ZRK 1596
				CAM		KT 1527



IVECO

DAILY IV Pritsche/Fahrgestell

29L10						
2287 ccm	70 kW	F1AE0481FA	05.06 -	CAM		ZRK 1596
				CAM		KT 1527
35C10, 35S10						
2287 ccm	70 kW	F1AE0481FA	05.06 -	CAM		ZRK 1596
				CAM		KT 1527
40C10						
2287 ccm	70 kW	F1AE0481FA	05.06 -	CAM		ZRK 1596
				CAM		KT 1527

KIA

BONGO Bus

2.4 TDCi						
2477 ccm	69 kW	D4BH	10.03 -	PS		4 PK 1060
2.9 TDiC						
2902 ccm	90 kW		10.03 -	ALT		5 PK 1590

BONGO Großraumlimousine

2.4 TDCi						
2477 ccm	69 kW	D4BH	10.03 -	PS		4 PK 1060
2.9 TDiC						
2902 ccm	90 kW		10.03 -	ALT		5 PK 1590
2.9 TDiC 4WD						
2902 ccm	90 kW		10.03 -	ALT		5 PK 1590

BONGO Pritsche/Fahrgestell

2.4 TDCi						
2477 ccm	69 kW	D4BH	10.03 -	PS		4 PK 1060
2.9 TDiC						
2902 ccm	90 kW		10.03 -	ALT		5 PK 1590
2.9 TDiC 4WD						
2902 ccm	90 kW		10.03 -	ALT		5 PK 1590

PREGIO Bus

2.5 D						
2477 ccm	69 kW	D4BH	08.95 - 09.04	PS	FROM: 08.96	4 PK 1060
				BAL		ZRK 1202
				CAM		ZRK 1522
				BAL		KT 1391
				CAM		KT 1488

PREGIO Kasten (TB)

2.5 TCI D						
2476 ccm	69 kW	D4BH	09.02 -	PS		4 PK 1060
				BAL		ZRK 1202
				CAM		ZRK 1522
				BAL		KT 1391
				CAM		KT 1488

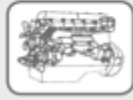
LDV

CONVOY Kasten

2.4 D						
2402 ccm	55 kW	F4FA	03.02 - 04.09	ALT	- AC	7 PK 2710 TM
				ALT	+ AC	7 PK 2875 TM
2.4 D						
2402 ccm	66 kW	D2FA	03.02 - 04.09	ALT	- AC	7 PK 2710 TM
				ALT	+ AC	7 PK 2875 TM

400 Pritsche/Fahrgestell

2.5 TD						
2498 ccm	71 kW	ET 70	11.95 - 10.96	AIR-C	UNTIL: 03.96; MTR-CODE: ET70; MOD: VA431;VA435;VD431; + PS	AVX 13 x 1025 TM
				PS	UNTIL: 03.96; MTR-CODE: ET70; MOD: VA431;VA435;VD431; + PS	AVX 13 x 1025



MAZDA

E-SERIE Kasten (SR2)

E2000

1998 ccm	60 kW	FE;FE60;FE61	03.91 - 05.94	PS PS CAM CAM	AWD	AVX 13 x 775 AVX 13 x 825 ZRK 1335 KT 1184
----------	-------	--------------	---------------	------------------------	-----	---

E2000

1998 ccm	63 kW	FE18;FE58	05.85 - 04.89	PS PS CAM CAM CAM CAM CAM	AWD FROM: 07.85; UNTIL: 11.87 FROM: 12.87 UNTIL: 06.85 FROM: 07.85; UNTIL: 11.87 FROM: 12.87	AVX 13 x 775 AVX 13 x 825 ZRK 1335 ZRK 1167 ZRK 1120 KT 1184 KT 1163
----------	-------	-----------	---------------	---	---	--

E2000

1998 ccm	70 kW	FE	06.94 - 05.03	PS PS CAM	AWD	AVX 13 x 775 AVX 13 x 825 ZRK 1167
----------	-------	----	---------------	-----------------	-----	--

E2200 D

2184 ccm	46 kW	R203;R207	05.85 - 02.88	CAM		ZRK 1264
----------	-------	-----------	---------------	-----	--	----------

E2200 D

2184 ccm	47 kW	R203;R207	03.91 - 05.03	CAM		ZRK 1264
----------	-------	-----------	---------------	-----	--	----------

2200 D 4WD

2184 ccm	47 kW	R203;R207	03.91 - 05.03	CAM		ZRK 1264
----------	-------	-----------	---------------	-----	--	----------

E2200 D

2184 ccm	52 kW	R2	02.97 - 08.02	CAM		ZRK 1225
----------	-------	----	---------------	-----	--	----------

E-SERIE Großraumlimousine (SG)

2.0 i (SGE3, SGEW)

1998 ccm	74 kW	FE (12V)	08.99 - 10.01	ALT PS		4 PK 925 4 PK 980
----------	-------	----------	---------------	-----------	--	----------------------

2.5 i

2499 ccm	96 kW		08.99 - 10.01	ALT PS		4 PK 925 4 PK 980
----------	-------	--	---------------	-----------	--	----------------------

MERCEDES-BENZ

UNIMOG

90

2874 ccm	65 kW	OM 602.941	11.92 -	HYD-P HYD-P ALT ALT	MOD: U 90 MOD: U 90 MOD: U90; - AC MOD: U90; + AC; + EXT-HEAT	AVX 13 x 1375 AVX 13 x 1375 TM 6 PK 2080 6 PK 2257
----------	-------	------------	---------	------------------------------	--	---

100H; 100M

2874 ccm	80 kW	OM 602.981;OM 602.989	09.96 -	FAN FAN ALT ALT ALT ALT ALT	MTR-CODE: OM 602.981; MOD: UX 100H;UX 100M MTR-CODE: OM 602.981; MOD: UX 100H;UX 100M MOD: UX100H,UX100M MOD: UX100H,UX100M; - AC MOD: UX100H,UX100M; - AC MOD: UX100H,UX100M; + AC; - EXT-HEAT OE-NO.: 0089977092; MOD: UX100H,UX100M; + AC OE-NO.: 68465; MOD: UX100H,UX100M; + AC; + EXT-HEAT	AVX 13 x 1500 AVX 13 x 1500 TM 6 PK 2080 6 PK 2080 6 PK 2100 6 PK 2050 6 PK 2257 6 PK 2245
----------	-------	-----------------------	---------	---	---	---

110; 110L

3973 ccm	75 kW	OM 364.955;OM 364.958	02.92 -	AIR-C AIR-C ALT ALT PS PS	MTR-CODE: OM 364.955; MOD: U 110;U 110L; REQ: 2 MTR-CODE: OM 364.955; MOD: U 110;U 110L; REQ: 2 MTR-CODE: OM 364.955; MOD: U 110;U 110L; REQ: 2 MTR-CODE: OM 364.955; MOD: U 110;U 110L; REQ: 2 FROM MTR-NO: 388692; MTR-CODE: OM 364.955; MOD: U 110;U 110L FROM MTR-NO: 388692; MTR-CODE: OM 364.955; MOD: U 110;U 110L	AVX 13 x 1025 AVX 13 x 1025 TM AVX 13 x 1275 AVX 13 x 1275 TM AVX 13 x 950 AVX 13 x 950 TM
----------	-------	-----------------------	---------	--	--	---



MERCEDES-BENZ

UNIMOG

110; 110L

3973 ccm	75 kW	OM 364.955;OM 364.958	02.92 -	PS	UNTIL MTR-NO: 388691; MTR-CODE: OM 364.955; MOD: U 110;U 110L	AVX 13 x 1000
				PS	UNTIL MTR-NO: 388691; MTR-CODE: OM 364.955; MOD: U 110;U 110L	AVX 13 x 1000 TM

100L

2874 ccm	85 kW	OM 602.981;OM 602.989	07.96 -	ALT	MOD: U100L; - AC	6 PK 2080
				ALT	MOD: U100L; - AC	6 PK 2100
				ALT	MOD: U100L; + AC; - EXT-HEAT	6 PK 2050
				ALT	OE-NO.: 0089977092; MOD: U100L; + AC	6 PK 2257
				ALT	OE-NO.: 68465; MOD: U100L; + AC; + EXT-HEAT	6 PK 2245

130; 140

3972 ccm	98 kW	OM 364.982;OM 364.985	07.92 -	AIR-C	MTR-CODE: OM 364.982; MOD: U 130;U 140;U 140L; REQ: 2	AVX 13 x 1025
				AIR-C	MTR-CODE: OM 364.982; MOD: U 130;U 140;U 140L; REQ: 2	AVX 13 x 1025 TM
				ALT	MTR-CODE: OM 364.982; MOD: U 130;U 140;U 140L; REQ: 2	AVX 13 x 1275
				ALT	MTR-CODE: OM 364.982; MOD: U 130;U 140;U 140L; REQ: 2	AVX 13 x 1275 TM
				PS	UNTIL MTR-NO: 388691; MTR-CODE: OM 364.982; MOD: U 130;U 140;U 140L	AVX 13 x 1000
				PS	UNTIL MTR-NO: 388691; MTR-CODE: OM 364.982; MOD: U 130;U 140;U 140L	AVX 13 x 1000 TM
				S-PUL	MTR-CODE: OM 364.982; MOD: U 130;U 140;U 140L	AVX 13 x 1125
				S-PUL	MTR-CODE: OM 364.982; MOD: U 130;U 140;U 140L	AVX 13 x 1125 TM

140T

3972 ccm	98 kW	OM 364.982	07.92 -	AIR-C	MOD: U 130;U 140;U 140L; REQ: 2	AVX 13 x 1025
				AIR-C	MOD: U 130;U 140;U 140L; REQ: 2	AVX 13 x 1025 TM
				ALT	MOD: U 130;U 140;U 140L; REQ: 2	AVX 13 x 1275
				ALT	MOD: U 130;U 140;U 140L; REQ: 2	AVX 13 x 1275 TM
				PS	UNTIL MTR-NO: 388691; MOD: U 130;U 140;U 140L	AVX 13 x 1000
				PS	UNTIL MTR-NO: 388691; MOD: U 130;U 140;U 140L	AVX 13 x 1000 TM
				S-PUL	MOD: U 130;U 140;U 140L	AVX 13 x 1125
				S-PUL	MOD: U 130;U 140;U 140L	AVX 13 x 1125 TM

140L

3972 ccm	100 kW	OM 364.985	07.92 -	AIR-C	MTR-CODE: OM 364.982; MOD: U 130;U 140;U 140L; REQ: 2	AVX 13 x 1025
				AIR-C	MTR-CODE: OM 364.982; MOD: U 130;U 140;U 140L; REQ: 2	AVX 13 x 1025 TM
				ALT	MTR-CODE: OM 364.982; MOD: U 130;U 140;U 140L; REQ: 2	AVX 13 x 1275
				ALT	MTR-CODE: OM 364.982; MOD: U 130;U 140;U 140L; REQ: 2	AVX 13 x 1275 TM
				HYD-P	UNTIL MTR-NO: 388691; MTR-CODE: OM 364.982; MOD: U 130;U 140;U 140L	AVX 13 x 1000
				HYD-P	UNTIL MTR-NO: 388691; MTR-CODE: OM 364.982; MOD: U 130;U 140;U 140L	AVX 13 x 1000 TM
				S-PUL	MTR-CODE: OM 364.982; MOD: U 130;U 140;U 140L	AVX 13 x 1125
				S-PUL	MTR-CODE: OM 364.982; MOD: U 130;U 140;U 140L	AVX 13 x 1125 TM

60T; 600T

2404 ccm	38 kW	OM 616.911;OM 616.915;OM 616.931;OM 616.932	01.77 -	FAN	FROM MTR-NO: 2787; MTR-CODE: OM 616.911; MOD: U 600T;U 60T; U 600T	AVX 13 x 1450
				FAN	FROM MTR-NO: 2787; MTR-CODE: OM 616.911; MOD: U 600T;U 60T; U 600T	AVX 13 x 1450 TM
				HYD-P	MTR-CODE: OM 616.911; MOD: U 600T;U 60T; U 600T	AVX 13 x 1000
				HYD-P	MTR-CODE: OM 616.911; MOD: U 600T;U 60T; U 600T	AVX 13 x 1000 TM
				PS	MTR-CODE: OM 616.911; MOD: U 600T;U 60T; U 600T	AVX 13 x 750
				PS	MTR-CODE: OM 616.911; MOD: U 600T;U 60T; U 600T	AVX 13 x 750 TM
				PS	UNTIL MTR-NO: 2786; MTR-CODE: OM 616.911; MOD: U 600T;U 60T; U 600T	AVX 13 x 925



MERCEDES-BENZ

UNIMOG

60T; 600T

2404 ccm	38 kW	OM 616.911;OM 616.915;OM 616.931;OM 616.932	01.77 -	PS	UNTIL MTR-NO: 2786; MTR-CODE: OM 616.911; MOD: U 600T; U 60T; U 600T	AVX 13 x 925 TM
----------	-------	---	---------	----	--	-----------------

52; 60; 600; 600L

2404 ccm	38 kW	OM 616.911;OM 616.915;OM 616.931;OM 616.932	01.77 -	FAN	FROM MTR-NO: 2787; MTR-CODE: OM 616.911; MOD: U 600;U 600L	AVX 13 x 1450
				FAN	FROM MTR-NO: 2787; MTR-CODE: OM 616.911; MOD: U 600;U 600L	AVX 13 x 1450 TM
				HYD-P	MTR-CODE: OM 616.911; MOD: U 600;U 600L	AVX 13 x 1000
				HYD-P	MTR-CODE: OM 616.911; MOD: U 600;U 600L	AVX 13 x 1000 TM
				PS	FROM MTR-NO: 2788; MTR-CODE: OM 616.911; MOD: U 52	AVX 13 x 925
				PS	FROM MTR-NO: 2788; MTR-CODE: OM 616.911; MOD: U 52	AVX 13 x 925 TM
				PS	MTR-CODE: OM 616.911; MOD: U 600;U 600L	AVX 13 x 750
				PS	MTR-CODE: OM 616.911; MOD: U 600;U 600L	AVX 13 x 750 TM
				PS	UNTIL MTR-NO: 2786; MTR-CODE: OM 616.911; MOD: U 600;U 600L	AVX 13 x 925
				PS	UNTIL MTR-NO: 2786; MTR-CODE: OM 616.911; MOD: U 600;U 600L	AVX 13 x 925 TM
				PS	UNTIL MTR-NO: 2787; MTR-CODE: OM 616.911; MOD: U 52	AVX 13 x 950
				PS	UNTIL MTR-NO: 2787; MTR-CODE: OM 616.911; MOD: U 52	AVX 13 x 950 TM

600

2399 ccm	38 kW	OM 616.942;OM 616.943	05.88 -	HYD-P	MTR-CODE: OM 616.942; MOD: U 600	AVX 13 x 1000
				HYD-P	MTR-CODE: OM 616.942; MOD: U 600	AVX 13 x 1000 TM
				PS	FROM MTR-NO: 2787; MTR-CODE: OM 616.942; MOD: U 600	AVX 13 x 950
				PS	FROM MTR-NO: 2787; MTR-CODE: OM 616.942; MOD: U 600	AVX 13 x 950 TM
				PS	MTR-CODE: OM 616.942; MOD: U 600	AVX 13 x 750
				PS	MTR-CODE: OM 616.942; MOD: U 600	AVX 13 x 750 TM
				PS	UNTIL MTR-NO: 2786; MTR-CODE: OM 616.942; MOD: U 600	AVX 13 x 925
				PS	UNTIL MTR-NO: 2786; MTR-CODE: OM 616.942; MOD: U 600	AVX 13 x 925 TM

600

2399 ccm	38 kW	OM 616.942;OM 616.943	05.88 -	HYD-P	MTR-CODE: OM 616.942; MOD: U 600	AVX 13 x 1000
				HYD-P	MTR-CODE: OM 616.942; MOD: U 600	AVX 13 x 1000 TM
				PS	FROM MTR-NO: 2787; MTR-CODE: OM 616.942; MOD: U 600	AVX 13 x 950
				PS	FROM MTR-NO: 2787; MTR-CODE: OM 616.942; MOD: U 600	AVX 13 x 950 TM
				PS	MTR-CODE: OM 616.942; MOD: U 600	AVX 13 x 750
				PS	MTR-CODE: OM 616.942; MOD: U 600	AVX 13 x 750 TM
				PS	UNTIL MTR-NO: 2786; MTR-CODE: OM 616.942; MOD: U 600	AVX 13 x 925
				PS	UNTIL MTR-NO: 2786; MTR-CODE: OM 616.942; MOD: U 600	AVX 13 x 925 TM

650; 650L

2399 ccm	38 kW	OM 616.942;OM 616.943	05.88 -	PS	FROM MTR-NO: 2788; MTR-CODE: OM 616.942; MOD: U 650;U 650L	AVX 13 x 925
				PS	FROM MTR-NO: 2788; MTR-CODE: OM 616.942; MOD: U 650;U 650L	AVX 13 x 925 TM
				PS	UNTIL MTR-NO: 2787; MTR-CODE: OM 616.942; MOD: U 650;U 650L	AVX 13 x 950
				PS	UNTIL MTR-NO: 2787; MTR-CODE: OM 616.942; MOD: U 650;U 650L	AVX 13 x 950 TM

650; 650L

2399 ccm	38 kW	OM 616.942;OM 616.943	05.88 -	PS	FROM MTR-NO: 2788; MTR-CODE: OM 616.942; MOD: U 650;U 650L	AVX 13 x 925
				PS	FROM MTR-NO: 2788; MTR-CODE: OM 616.942; MOD: U 650;U 650L	AVX 13 x 925 TM
				PS	UNTIL MTR-NO: 2787; MTR-CODE: OM 616.942; MOD: U 650;U 650L	AVX 13 x 950
				PS	UNTIL MTR-NO: 2787; MTR-CODE: OM 616.942; MOD: U 650;U 650L	AVX 13 x 950 TM

800

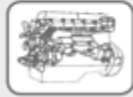
3780 ccm	53 kW	OM 314.917	01.77 -	ALT	MOD: U 800;U 800L	AVX 13 x 1200
				ALT	MOD: U 800;U 800L	AVX 13 x 1200 TM
				PS	MOD: U 800;U 800L	AVX 13 x 900



MERCEDES-BENZ

UNIMOG

800							
3780 ccm	53 kW	OM 314.917	01.77 -	PS	MOD: U 800;U 800L		AVX 13 x 900 TM
800L							
3780 ccm	53 kW	OM 314.917	01.77 -	ALT	MOD: U 800;U 800L		AVX 13 x 1200
				ALT	MOD: U 800;U 800L		AVX 13 x 1200 TM
				PS	MOD: U 800;U 800L		AVX 13 x 900
				PS	MOD: U 800;U 800L		AVX 13 x 900 TM
800							
3780 ccm	53 kW	OM 314.917	05.88 -	ALT	MOD: U 800;U 800L		AVX 13 x 1200
				ALT	MOD: U 800;U 800L		AVX 13 x 1200 TM
				PS	MOD: U 800;U 800L		AVX 13 x 900
				PS	MOD: U 800;U 800L		AVX 13 x 900 TM
1000							
5958 ccm	75 kW	OM 356.914;OM 366.915	01.88 -	AIR-C	MTR-CODE: OM 356.914;OM 366.915; MOD: U 1000		AVX 13 x 1125
				AIR-C	MTR-CODE: OM 356.914;OM 366.915; MOD: U 1000		AVX 13 x 1125 TM
				FAN	MTR-CODE: OM 356.914;OM 366.915; MOD: U 1000		AVX 13 x 1275
				FAN	MTR-CODE: OM 356.914;OM 366.915; MOD: U 1000		AVX 13 x 1275 TM
				FAN	MTR-CODE: OM 356.914;OM 366.915; MOD: U 1000		AVX 13 x 1550
				FAN	MTR-CODE: OM 356.914;OM 366.915; MOD: U 1000		AVX 13 x 1550 TM
				PS	MTR-CODE: OM 356.914;OM 366.915; MOD: U 1000		AVX 13 x 900
				PS	MTR-CODE: OM 356.914;OM 366.915; MOD: U 1000		AVX 13 x 900 TM
1200T							
5958 ccm	92 kW	OM 356.954;OM 366.949	01.88 -	AIR-C	MTR-CODE: OM 356.950;OM 366.949; MOD: U 1200;U 1200T		AVX 13 x 1125
				AIR-C	MTR-CODE: OM 356.950;OM 366.949; MOD: U 1200;U 1200T		AVX 13 x 1125 TM
				FAN	MTR-CODE: OM 356.950;OM 366.949; MOD: U 1200;U 1200T		AVX 13 x 1275
				FAN	MTR-CODE: OM 356.950;OM 366.949; MOD: U 1200;U 1200T		AVX 13 x 1275 TM
				FAN	MTR-CODE: OM 356.950;OM 366.949; MOD: U 1200;U 1200T		AVX 13 x 1625
				FAN	MTR-CODE: OM 356.950;OM 366.949; MOD: U 1200;U 1200T		AVX 13 x 1625 TM
				PS	MTR-CODE: OM 356.950;OM 366.949; MOD: U 1200;U 1200T		AVX 13 x 975
				PS	MTR-CODE: OM 356.950;OM 366.949; MOD: U 1200;U 1200T		AVX 13 x 975 TM
1200							
5958 ccm	92 kW	OM 356.950;OM 356.954;OM 366.949	01.88 -	AIR-C	MTR-CODE: OM 356.950;OM 366.949; MOD: U 1200;U 1200T		AVX 13 x 1125
				AIR-C	MTR-CODE: OM 356.950;OM 366.949; MOD: U 1200;U 1200T		AVX 13 x 1125 TM
				FAN	MTR-CODE: OM 356.950;OM 366.949; MOD: U 1200;U 1200T		AVX 13 x 1275
				FAN	MTR-CODE: OM 356.950;OM 366.949; MOD: U 1200;U 1200T		AVX 13 x 1275 TM
				FAN	MTR-CODE: OM 356.950;OM 366.949; MOD: U 1200;U 1200T		AVX 13 x 1625
				FAN	MTR-CODE: OM 356.950;OM 366.949; MOD: U 1200;U 1200T		AVX 13 x 1625 TM
				PS	MTR-CODE: OM 356.950;OM 366.949; MOD: U 1200;U 1200T		AVX 13 x 975
				PS	MTR-CODE: OM 356.950;OM 366.949; MOD: U 1200;U 1200T		AVX 13 x 975 TM
1250; 1250L							
5958 ccm	92 kW	OM 356.950;OM 356.954;OM 366.949	01.88 -	AIR-C	MTR-CODE: OM 356.950;OM 366; MOD: U 1250;U 1250L		AVX 13 x 1125
				AIR-C	MTR-CODE: OM 356.950;OM 366; MOD: U 1250;U 1250L		AVX 13 x 1125 TM
				FAN	MTR-CODE: OM 356.950;OM 366; MOD: U 1250;U 1250L		AVX 13 x 1275
				FAN	MTR-CODE: OM 356.950;OM 366; MOD: U 1250;U 1250L		AVX 13 x 1275 TM



MERCEDES-BENZ

UNIMOG

1250; 1250L

5958 ccm	92 kW	OM 356.950;OM 356.954;OM 366.949	01.88 -	FAN	MTR-CODE: OM 356.950;OM 366; MOD: U 1250;U 1250L	AVX 13 x 1625
				FAN	MTR-CODE: OM 356.950;OM 366; MOD: U 1250;U 1250L	AVX 13 x 1625 TM
				PS	MTR-CODE: OM 356.950;OM 366; MOD: U 1250;U 1250L	AVX 13 x 975
				PS	MTR-CODE: OM 356.950;OM 366; MOD: U 1250;U 1250L	AVX 13 x 975 TM

1250L

5958 ccm	100 kW	OM 366.955	05.88 -	AIR-C	MTR-CODE: OM 356.950;OM 366; MOD: U 1250;U 1250L	AVX 13 x 1125
				AIR-C	MTR-CODE: OM 356.950;OM 366; MOD: U 1250;U 1250L	AVX 13 x 1125 TM
				FAN	MTR-CODE: OM 356.950;OM 366; MOD: U 1250;U 1250L	AVX 13 x 1275
				FAN	MTR-CODE: OM 356.950;OM 366; MOD: U 1250;U 1250L	AVX 13 x 1275 TM
				FAN	MTR-CODE: OM 356.950;OM 366; MOD: U 1250;U 1250L	AVX 13 x 1625
				FAN	MTR-CODE: OM 356.950;OM 366; MOD: U 1250;U 1250L	AVX 13 x 1625 TM
				PS	MTR-CODE: OM 356.950;OM 366; MOD: U 1250;U 1250L	AVX 13 x 975
				PS	MTR-CODE: OM 356.950;OM 366; MOD: U 1250;U 1250L	AVX 13 x 975 TM

1350L

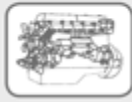
5958 ccm	100 kW	OM 366.955	05.88 -	AC-C	UNTIL MTR-NO: 392287; OE-NO.: 0039970792; MOD: U 1350L	AVX 13 x 1250
				AC-C	UNTIL MTR-NO: 392287; OE-NO.: 0039970792; MOD: U 1350L	AVX 13 x 1250 TM
				AIR-C	OE-NO.: 0049976992; MOD: U 1350L	AVX 13 x 1125
				AIR-C	OE-NO.: 0049976992; MOD: U 1350L	AVX 13 x 1125 TM
				FAN	FROM MTR-NO: 392288; OE-NO.: 0049971292; MOD: U 1350L	AVX 13 x 1275
				FAN	FROM MTR-NO: 392288; OE-NO.: 0049971292; MOD: U 1350L	AVX 13 x 1275 TM
				FAN	OE-NO.: 0049976192; MOD: U 1350L	AVX 13 x 1625
				FAN	OE-NO.: 0049976192; MOD: U 1350L	AVX 13 x 1625 TM
				PS	OE-NO.: 0049971292; MOD: U 1350L	AVX 13 x 950
				PS	OE-NO.: 0049971292; MOD: U 1350L	AVX 13 x 950 TM
				PS	OE-NO.: 0119973192; MOD: U 1350L	AVX 13 x 975
				PS	OE-NO.: 0119973192; MOD: U 1350L	AVX 13 x 975 TM

1400

5958 ccm	100 kW	OM 357.912;OM 366.947;OM 366.948;OM 366.955;OM 366.956	01.88 -	AC-C	MTR-CODE: OM 357.912; OE-NO.: 0049976992; MOD: U 1400	AVX 13 x 1125
				AC-C	MTR-CODE: OM 357.912; OE-NO.: 0049976992; MOD: U 1400	AVX 13 x 1125 TM
				AC-C	UNTIL MTR-NO: 392287; MTR-CODE: OM 357.912; OE-NO.: 0039970792; MOD: U 1400	AVX 13 x 1250
				AC-C	UNTIL MTR-NO: 392287; MTR-CODE: OM 357.912; OE-NO.: 0039970792; MOD: U 1400	AVX 13 x 1250 TM
				AIR-C	MTR-CODE: OM 357.912; OE-NO.: 0119973192; MOD: U 1400	AVX 13 x 975
				AIR-C	MTR-CODE: OM 357.912; OE-NO.: 0119973192; MOD: U 1400	AVX 13 x 975 TM
				ALT	MTR-CODE: OM 357.912; OE-NO.: 0049971292; MOD: U 1400	AVX 13 x 950
				ALT	MTR-CODE: OM 357.912; OE-NO.: 0049971292; MOD: U 1400	AVX 13 x 950 TM
				ALT	MTR-CODE: OM 357.912; OE-NO.: 0049976192; MOD: U 1400	AVX 13 x 1625
				ALT	MTR-CODE: OM 357.912; OE-NO.: 0049976192; MOD: U 1400	AVX 13 x 1625 TM
				FAN	FROM MTR-NO: 392288; MTR-CODE: OM 357.912; OE-NO.: 0049971292; MOD: U 1400	AVX 13 x 1275
				FAN	FROM MTR-NO: 392288; MTR-CODE: OM 357.912; OE-NO.: 0049971292; MOD: U 1400	AVX 13 x 1275 TM

1450; 1450L

5958 ccm	100 kW	OM 357.912;OM 366.947;OM 366.948;OM 366.955;OM 366.956	01.88 -	AC-C	MTR-CODE: OM 357.912; OE-NO.: 0049976992; MOD: U 1450;U 1450L	AVX 13 x 1125
----------	--------	--	---------	------	---	---------------



MERCEDES-BENZ

UNIMOG

1450; 1450L

5958 ccm	100 kW	OM 357.912;OM 366.947;OM 366.948;OM 366.955;OM 366.956	01.88 -	AC-C	MTR-CODE: OM 357.912; OE-NO.: 0049976992; MOD: U 1450;U 1450L	AVX 13 x 1125 TM
				AC-C	UNTIL MTR-NO: 392287; MTR-CODE: OM 357.912; OE-NO.: 0039970792; MOD: U 1450;U 1450L	AVX 13 x 1250
				AC-C	UNTIL MTR-NO: 392287; MTR-CODE: OM 357.912; OE-NO.: 0039970792; MOD: U 1450;U 1450L	AVX 13 x 1250 TM
				AIR-C	MTR-CODE: OM 357.912; OE-NO.: 0119973192; MOD: U 1450;U 1450L	AVX 13 x 975
				AIR-C	MTR-CODE: OM 357.912; OE-NO.: 0119973192; MOD: U 1450;U 1450L	AVX 13 x 975 TM
				ALT	MTR-CODE: OM 357.912; OE-NO.: 0049971292; MOD: U 1450;U 1450L	AVX 13 x 950
				ALT	MTR-CODE: OM 357.912; OE-NO.: 0049971292; MOD: U 1450;U 1450L	AVX 13 x 950 TM
				ALT	MTR-CODE: OM 357.912; OE-NO.: 0049976192; MOD: U 1450;U 1450L	AVX 13 x 1625
				ALT	MTR-CODE: OM 357.912; OE-NO.: 0049976192; MOD: U 1450;U 1450L	AVX 13 x 1625 TM
				FAN	FROM MTR-NO: 392288; MTR-CODE: OM 357.912; OE-NO.: 0049971292; MOD: U 1450;U 1450L	AVX 13 x 1275
				FAN	FROM MTR-NO: 392288; MTR-CODE: OM 357.912; OE-NO.: 0049971292; MOD: U 1450;U 1450L	AVX 13 x 1275 TM

1550L

5958 ccm	100 kW	OM 366.955;OM 366.956	05.88 -	AC-C	MTR-CODE: OM 356.955; OE-NO.: 0049976992; MOD: U 1550L	AVX 13 x 1125
				AC-C	MTR-CODE: OM 356.955; OE-NO.: 0049976992; MOD: U 1550L	AVX 13 x 1125 TM
				AC-C	UNTIL MTR-NO: 392287; MTR-CODE: OM 356.955; OE-NO.: 0039970792; MOD: U 1550L	AVX 13 x 1250
				AC-C	UNTIL MTR-NO: 392287; MTR-CODE: OM 356.955; OE-NO.: 0039970792; MOD: U 1550L	AVX 13 x 1250 TM
				AIR-C	MTR-CODE: OM 356.955; OE-NO.: 0119973192; MOD: U 1550L	AVX 13 x 975
				AIR-C	MTR-CODE: OM 356.955; OE-NO.: 0119973192; MOD: U 1550L	AVX 13 x 975 TM
				ALT	MTR-CODE: OM 356.955; OE-NO.: 0049976192; MOD: U 1550L	AVX 13 x 1625
				ALT	MTR-CODE: OM 356.955; OE-NO.: 0049976192; MOD: U 1550L	AVX 13 x 1625 TM
				FAN	FROM MTR-NO: 392288; MTR-CODE: OM 356.955; OE-NO.: 0049971292; MOD: U 1550L	AVX 13 x 1275
				FAN	FROM MTR-NO: 392288; MTR-CODE: OM 356.955; OE-NO.: 0049971292; MOD: U 1550L	AVX 13 x 1275 TM

1550L

5958 ccm	114 kW	OM 356.955;OM 356.956	01.92 -	AC-C	MTR-CODE: OM 356.955; OE-NO.: 0049976992; MOD: U 1550L	AVX 13 x 1125
				AC-C	MTR-CODE: OM 356.955; OE-NO.: 0049976992; MOD: U 1550L	AVX 13 x 1125 TM
				AC-C	UNTIL MTR-NO: 392287; MTR-CODE: OM 356.955; OE-NO.: 0039970792; MOD: U 1550L	AVX 13 x 1250
				AC-C	UNTIL MTR-NO: 392287; MTR-CODE: OM 356.955; OE-NO.: 0039970792; MOD: U 1550L	AVX 13 x 1250 TM
				AIR-C	MTR-CODE: OM 356.955; OE-NO.: 0119973192; MOD: U 1550L	AVX 13 x 975
				AIR-C	MTR-CODE: OM 356.955; OE-NO.: 0119973192; MOD: U 1550L	AVX 13 x 975 TM
				ALT	MTR-CODE: OM 356.955; OE-NO.: 0049976192; MOD: U 1550L	AVX 13 x 1625
				ALT	MTR-CODE: OM 356.955; OE-NO.: 0049976192; MOD: U 1550L	AVX 13 x 1625 TM
				FAN	FROM MTR-NO: 392288; MTR-CODE: OM 356.955; OE-NO.: 0049971292; MOD: U 1550L	AVX 13 x 1275
				FAN	FROM MTR-NO: 392288; MTR-CODE: OM 356.955; OE-NO.: 0049971292; MOD: U 1550L	AVX 13 x 1275 TM

1550L

5958 ccm	115 kW	OM 356.956	05.88 -	AC-C	MTR-CODE: OM 356.955; OE-NO.: 0049976992; MOD: U 1550L	AVX 13 x 1125
				AC-C	MTR-CODE: OM 356.955; OE-NO.: 0049976992; MOD: U 1550L	AVX 13 x 1125 TM



MERCEDES-BENZ

UNIMOG

1550L

5958 ccm	115 kW	OM 356.956	05.88 -	AC-C	UNTIL MTR-NO: 392287; MTR-CODE: OM 356.955; OE-NO.: 0039970792; MOD: U 1550L	AVX 13 x 1250
				AC-C	UNTIL MTR-NO: 392287; MTR-CODE: OM 356.955; OE-NO.: 0039970792; MOD: U 1550L	AVX 13 x 1250 TM
				AIR-C	MTR-CODE: OM 356.955; OE-NO.: 0119973192; MOD: U 1550L	AVX 13 x 975
				AIR-C	MTR-CODE: OM 356.955; OE-NO.: 0119973192; MOD: U 1550L	AVX 13 x 975 TM
				ALT	MTR-CODE: OM 356.955; OE-NO.: 0049976192; MOD: U 1550L	AVX 13 x 1625
				ALT	MTR-CODE: OM 356.955; OE-NO.: 0049976192; MOD: U 1550L	AVX 13 x 1625 TM
				FAN	FROM MTR-NO: 392288; MTR-CODE: OM 356.955; OE-NO.: 0049971292; MOD: U 1550L	AVX 13 x 1275
				FAN	FROM MTR-NO: 392288; MTR-CODE: OM 356.955; OE-NO.: 0049971292; MOD: U 1550L	AVX 13 x 1275 TM

1550L

5958 ccm	125 kW	OM 366.963	01.92 -	AC-C	UNTIL MTR-NO: 392287; MTR-CODE: OM 356.955; OE-NO.: 0039970792; MOD: U 1550L	AVX 13 x 1250
				AC-C	UNTIL MTR-NO: 392287; MTR-CODE: OM 356.955; OE-NO.: 0039970792; MOD: U 1550L	AVX 13 x 1250 TM
				FAN	FROM MTR-NO: 392288; MTR-CODE: OM 356.955; OE-NO.: 0049971292; MOD: U 1550L	AVX 13 x 1275
				FAN	FROM MTR-NO: 392288; MTR-CODE: OM 356.955; OE-NO.: 0049971292; MOD: U 1550L	AVX 13 x 1275 TM
				FAN	MTR-CODE: OM 356.955; OE-NO.: 0049976192; MOD: U 1550L	AVX 13 x 1625
				FAN	MTR-CODE: OM 356.955; OE-NO.: 0049976192; MOD: U 1550L	AVX 13 x 1625 TM
				PS	MTR-CODE: OM 356.955; OE-NO.: 0119973192; MOD: U 1550L	AVX 13 x 975
				PS	MTR-CODE: OM 356.955; OE-NO.: 0119973192; MOD: U 1550L	AVX 13 x 975 TM
				S-PUL	MTR-CODE: OM 356.955; OE-NO.: 0049976992; MOD: U 1550L	AVX 13 x 1125
				S-PUL	MTR-CODE: OM 356.955; OE-NO.: 0049976992; MOD: U 1550L	AVX 13 x 1125 TM

1550L

5958 ccm	150 kW	OM 356.997;OM 357.924;OM 366.984	05.88 -	AC-C	MTR-CODE: OM 356.955; OE-NO.: 0049976992; MOD: U 1550L	AVX 13 x 1125
				AC-C	MTR-CODE: OM 356.955; OE-NO.: 0049976992; MOD: U 1550L	AVX 13 x 1125 TM
				AC-C	UNTIL MTR-NO: 392287; MTR-CODE: OM 356.955; OE-NO.: 0039970792; MOD: U 1550L	AVX 13 x 1250
				AC-C	UNTIL MTR-NO: 392287; MTR-CODE: OM 356.955; OE-NO.: 0039970792; MOD: U 1550L	AVX 13 x 1250 TM
				AIR-C	MTR-CODE: OM 356.955; OE-NO.: 0119973192; MOD: U 1550L	AVX 13 x 975
				AIR-C	MTR-CODE: OM 356.955; OE-NO.: 0119973192; MOD: U 1550L	AVX 13 x 975 TM
				ALT	MTR-CODE: OM 356.955; OE-NO.: 0049976192; MOD: U 1550L	AVX 13 x 1625
				ALT	MTR-CODE: OM 356.955; OE-NO.: 0049976192; MOD: U 1550L	AVX 13 x 1625 TM
				FAN	FROM MTR-NO: 392288; MTR-CODE: OM 356.955; OE-NO.: 0049971292; MOD: U 1550L	AVX 13 x 1275
				FAN	FROM MTR-NO: 392288; MTR-CODE: OM 356.955; OE-NO.: 0049971292; MOD: U 1550L	AVX 13 x 1275 TM

1550L

5958 ccm	177 kW	OM 356.980;OM 357.945	05.88 -	AC-C	MTR-CODE: OM 356.955; OE-NO.: 0049976992; MOD: U 1550L	AVX 13 x 1125
				AC-C	MTR-CODE: OM 356.955; OE-NO.: 0049976992; MOD: U 1550L	AVX 13 x 1125 TM
				AC-C	UNTIL MTR-NO: 392287; MTR-CODE: OM 356.955; OE-NO.: 0039970792; MOD: U 1550L	AVX 13 x 1250
				AC-C	UNTIL MTR-NO: 392287; MTR-CODE: OM 356.955; OE-NO.: 0039970792; MOD: U 1550L	AVX 13 x 1250 TM
				AIR-C	MTR-CODE: OM 356.955; OE-NO.: 0119973192; MOD: U 1550L	AVX 13 x 975
				AIR-C	MTR-CODE: OM 356.955; OE-NO.: 0119973192; MOD: U 1550L	AVX 13 x 975 TM
				ALT	MTR-CODE: OM 356.955; OE-NO.: 0049976192; MOD: U 1550L	AVX 13 x 1625



MERCEDES-BENZ

UNIMOG

1550L

5958 ccm	177 kW	OM 356.980;OM 357.945	05.88 -	ALT	MTR-CODE: OM 356.955; OE-NO.: 0049976192; MOD: U 1550L	AVX 13 x 1625 TM
				FAN	FROM MTR-NO: 392288; MTR-CODE: OM 356.955; OE-NO.: 0049971292; MOD: U 1550L	AVX 13 x 1275
				FAN	FROM MTR-NO: 392288; MTR-CODE: OM 356.955; OE-NO.: 0049971292; MOD: U 1550L	AVX 13 x 1275 TM

1600

5958 ccm	115 kW	OM 356.956;OM 366.949	01.88 -	AC-C	MTR-CODE: OM 356.956; OE-NO.: 0049976992; MOD: U 1600	AVX 13 x 1125
				AC-C	MTR-CODE: OM 356.956; OE-NO.: 0049976992; MOD: U 1600	AVX 13 x 1125 TM
				AC-C	UNTIL MTR-NO: 392287; MTR-CODE: OM 356.956; OE-NO.: 0039970792; MOD: U 1600	AVX 13 x 1250
				AC-C	UNTIL MTR-NO: 392287; MTR-CODE: OM 356.956; OE-NO.: 0039970792; MOD: U 1600	AVX 13 x 1250 TM
				AIR-C	MTR-CODE: OM 356.956; OE-NO.: 0119973192; MOD: U 1600	AVX 13 x 975
				AIR-C	MTR-CODE: OM 356.956; OE-NO.: 0119973192; MOD: U 1600	AVX 13 x 975 TM
				ALT	MTR-CODE: OM 356.956; OE-NO.: 0049976192; MOD: U 1600	AVX 13 x 1625
				ALT	MTR-CODE: OM 356.956; OE-NO.: 0049976192; MOD: U 1600	AVX 13 x 1625 TM
				FAN	FROM MTR-NO: 392288; MTR-CODE: OM 356.956; OE-NO.: 0049971292; MOD: U 1600	AVX 13 x 1275
				FAN	FROM MTR-NO: 392288; MTR-CODE: OM 356.956; OE-NO.: 0049971292; MOD: U 1600	AVX 13 x 1275 TM

1600

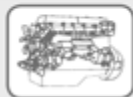
5958 ccm	150 kW	OM 356.997;OM 357.924;OM 366.984	09.89 -	AC-C	UNTIL MTR-NO: 392287; MTR-CODE: OM 356.956; OE-NO.: 0039970792; MOD: U 1600	AVX 13 x 1250
				AC-C	UNTIL MTR-NO: 392287; MTR-CODE: OM 356.956; OE-NO.: 0039970792; MOD: U 1600	AVX 13 x 1250 TM
				ALT	FROM MTR-NO: 392288; MTR-CODE: OM 356.956; OE-NO.: 0049971292; MOD: U 1600	AVX 13 x 1275
				ALT	FROM MTR-NO: 392288; MTR-CODE: OM 356.956; OE-NO.: 0049971292; MOD: U 1600	AVX 13 x 1275 TM
				FAN	MTR-CODE: OM 356.956; OE-NO.: 0049976192; MOD: U 1600	AVX 13 x 1625
				FAN	MTR-CODE: OM 356.956; OE-NO.: 0049976192; MOD: U 1600	AVX 13 x 1625 TM
				PS	MTR-CODE: OM 356.956; OE-NO.: 0119973192; MOD: U 1600	AVX 13 x 975
				PS	MTR-CODE: OM 356.956; OE-NO.: 0119973192; MOD: U 1600	AVX 13 x 975 TM
				S-PUL	MTR-CODE: OM 356.956; OE-NO.: 0049976992; MOD: U 1600	AVX 13 x 1125
				S-PUL	MTR-CODE: OM 356.956; OE-NO.: 0049976992; MOD: U 1600	AVX 13 x 1125 TM

1600

5958 ccm	177 kW	OM 356.980;OM 357.945	05.91 -	AC-C	MTR-CODE: OM 356.956; OE-NO.: 0049976992; MOD: U 1600	AVX 13 x 1125
				AC-C	MTR-CODE: OM 356.956; OE-NO.: 0049976992; MOD: U 1600	AVX 13 x 1125 TM
				AC-C	UNTIL MTR-NO: 392287; MTR-CODE: OM 356.956; OE-NO.: 0039970792; MOD: U 1600	AVX 13 x 1250
				AC-C	UNTIL MTR-NO: 392287; MTR-CODE: OM 356.956; OE-NO.: 0039970792; MOD: U 1600	AVX 13 x 1250 TM
				AIR-C	MTR-CODE: OM 356.956; OE-NO.: 0119973192; MOD: U 1600	AVX 13 x 975
				AIR-C	MTR-CODE: OM 356.956; OE-NO.: 0119973192; MOD: U 1600	AVX 13 x 975 TM
				ALT	MTR-CODE: OM 356.956; OE-NO.: 0049976192; MOD: U 1600	AVX 13 x 1625
				ALT	MTR-CODE: OM 356.956; OE-NO.: 0049976192; MOD: U 1600	AVX 13 x 1625 TM
				FAN	FROM MTR-NO: 392288; MTR-CODE: OM 356.956; OE-NO.: 0049971292; MOD: U 1600	AVX 13 x 1275
				FAN	FROM MTR-NO: 392288; MTR-CODE: OM 356.956; OE-NO.: 0049971292; MOD: U 1600	AVX 13 x 1275 TM

1650; 1650L

5958 ccm	115 kW	OM 356.956;OM 366.948;OM 366.949	01.88 -	AC-C	MTR-CODE: OM 356.956; OE-NO.: 0049976992; MOD: U 1650;U 1650L	AVX 13 x 1125
----------	--------	----------------------------------	---------	------	---	---------------



MERCEDES-BENZ

UNIMOG

1650; 1650L

5958 ccm	115 kW	OM 356.956;OM 366.948;OM 366.949	01.88 -	AC-C	MTR-CODE: OM 356.956; OE-NO.: 0049976992; MOD: U 1650;U 1650L	AVX 13 x 1125 TM
				AC-C	UNTIL MTR-NO: 392287; MTR-CODE: OM 356.956; OE-NO.: 0039970792; MOD: U 1650;U 1650L	AVX 13 x 1250
				AC-C	UNTIL MTR-NO: 392287; MTR-CODE: OM 356.956; OE-NO.: 0039970792; MOD: U 1650;U 1650L	AVX 13 x 1250 TM
				AIR-C	MTR-CODE: OM 356.956; OE-NO.: 0119973192; MOD: U 1650;U 1650L	AVX 13 x 975
				AIR-C	MTR-CODE: OM 356.956; OE-NO.: 0119973192; MOD: U 1650;U 1650L	AVX 13 x 975 TM
				ALT	MTR-CODE: OM 356.956; OE-NO.: 0049976192; MOD: U 1650;U 1650L	AVX 13 x 1625
				ALT	MTR-CODE: OM 356.956; OE-NO.: 0049976192; MOD: U 1650;U 1650L	AVX 13 x 1625 TM
				FAN	FROM MTR-NO: 392288; MTR-CODE: OM 356.956; OE-NO.: 0049971292; MOD: U 1650;U 1650L	AVX 13 x 1275
				FAN	FROM MTR-NO: 392288; MTR-CODE: OM 356.956; OE-NO.: 0049971292; MOD: U 1650;U 1650L	AVX 13 x 1275 TM

1650; 1650L

5958 ccm	150 kW	OM 356.997;OM 357.924;OM 366.984	09.89 -	AC-C	UNTIL MTR-NO: 392287; MTR-CODE: OM 356.956; OE-NO.: 0039970792; MOD: U 1650;U 1650L	AVX 13 x 1250
				AC-C	UNTIL MTR-NO: 392287; MTR-CODE: OM 356.956; OE-NO.: 0039970792; MOD: U 1650;U 1650L	AVX 13 x 1250 TM
				ALT	FROM MTR-NO: 392288; MTR-CODE: OM 356.956; OE-NO.: 0049971292; MOD: U 1650;U 1650L	AVX 13 x 1275
				ALT	FROM MTR-NO: 392288; MTR-CODE: OM 356.956; OE-NO.: 0049971292; MOD: U 1650;U 1650L	AVX 13 x 1275 TM
				FAN	MTR-CODE: OM 356.956; OE-NO.: 0049976192; MOD: U 1650;U 1650L	AVX 13 x 1625
				FAN	MTR-CODE: OM 356.956; OE-NO.: 0049976192; MOD: U 1650;U 1650L	AVX 13 x 1625 TM
				PS	MTR-CODE: OM 356.956; OE-NO.: 0119973192; MOD: U 1650;U 1650L	AVX 13 x 975
				PS	MTR-CODE: OM 356.956; OE-NO.: 0119973192; MOD: U 1650;U 1650L	AVX 13 x 975 TM
				S-PUL	MTR-CODE: OM 356.956; OE-NO.: 0049976992; MOD: U 1650;U 1650L	AVX 13 x 1125
				S-PUL	MTR-CODE: OM 356.956; OE-NO.: 0049976992; MOD: U 1650;U 1650L	AVX 13 x 1125 TM

1650; 1650L

5958 ccm	177 kW	OM 356.980;OM 357.945	05.91 -	AC-C	MTR-CODE: OM 356.956; OE-NO.: 0049976992; MOD: U 1650;U 1650L	AVX 13 x 1125
				AC-C	MTR-CODE: OM 356.956; OE-NO.: 0049976992; MOD: U 1650;U 1650L	AVX 13 x 1125 TM
				AC-C	UNTIL MTR-NO: 392287; MTR-CODE: OM 356.956; OE-NO.: 0039970792; MOD: U 1650;U 1650L	AVX 13 x 1250
				AC-C	UNTIL MTR-NO: 392287; MTR-CODE: OM 356.956; OE-NO.: 0039970792; MOD: U 1650;U 1650L	AVX 13 x 1250 TM
				AIR-C	MTR-CODE: OM 356.956; OE-NO.: 0119973192; MOD: U 1650;U 1650L	AVX 13 x 975
				AIR-C	MTR-CODE: OM 356.956; OE-NO.: 0119973192; MOD: U 1650;U 1650L	AVX 13 x 975 TM
				ALT	MTR-CODE: OM 356.956; OE-NO.: 0049976192; MOD: U 1650;U 1650L	AVX 13 x 1625
				ALT	MTR-CODE: OM 356.956; OE-NO.: 0049976192; MOD: U 1650;U 1650L	AVX 13 x 1625 TM
				FAN	FROM MTR-NO: 392288; MTR-CODE: OM 356.956; OE-NO.: 0049971292; MOD: U 1650;U 1650L	AVX 13 x 1275
				FAN	FROM MTR-NO: 392288; MTR-CODE: OM 356.956; OE-NO.: 0049971292; MOD: U 1650;U 1650L	AVX 13 x 1275 TM

1700

5958 ccm	122 kW	OM 356.957;OM 366.963;OM 382.950	09.88 -	AC-C	MTR-CODE: OM 356.957; OE-NO.: 0049976992; MOD: U 1700;U 1700T	AVX 13 x 1125
----------	--------	----------------------------------	---------	------	---	---------------



MERCEDES-BENZ

UNIMOG

1700

5958 ccm	122 kW	OM 356.957;OM 366.963;OM 382.950	09.88 -	AC-C	MTR-CODE: OM 356.957; OE-NO.: 0049976992; MOD: U 1700;U 1700T	AVX 13 x 1125 TM
				AC-C	UNTIL MTR-NO: 392287; MTR-CODE: OM 356.957; OE-NO.: 0039970792; MOD: U 1700;U 1700T	AVX 13 x 1250
				AC-C	UNTIL MTR-NO: 392287; MTR-CODE: OM 356.957; OE-NO.: 0039970792; MOD: U 1700;U 1700T	AVX 13 x 1250 TM
				AIR-C	MTR-CODE: OM 356.957; OE-NO.: 0119973192; MOD: U 1700;U 1700T	AVX 13 x 975
				AIR-C	MTR-CODE: OM 356.957; OE-NO.: 0119973192; MOD: U 1700;U 1700T	AVX 13 x 975 TM
				ALT	MTR-CODE: OM 356.957; OE-NO.: 0049976192; MOD: U 1700;U 1700T	AVX 13 x 1625
				ALT	MTR-CODE: OM 356.957; OE-NO.: 0049976192; MOD: U 1700;U 1700T	AVX 13 x 1625 TM
				FAN	FROM MTR-NO: 392288; MTR-CODE: OM 356.957; OE-NO.: 0049971292; MOD: U 1700;U 1700T	AVX 13 x 1275
				FAN	FROM MTR-NO: 392288; MTR-CODE: OM 356.957; OE-NO.: 0049971292; MOD: U 1700;U 1700T	AVX 13 x 1275 TM

1700T

5958 ccm	122 kW	OM 356.957;OM 366.963	09.88 -	AC-C	MTR-CODE: OM 356.957; OE-NO.: 0049976992; MOD: U 1700;U 1700T	AVX 13 x 1125
				AC-C	MTR-CODE: OM 356.957; OE-NO.: 0049976992; MOD: U 1700;U 1700T	AVX 13 x 1125 TM
				AC-C	UNTIL MTR-NO: 392287; MTR-CODE: OM 356.957; OE-NO.: 0039970792; MOD: U 1700;U 1700T	AVX 13 x 1250
				AC-C	UNTIL MTR-NO: 392287; MTR-CODE: OM 356.957; OE-NO.: 0039970792; MOD: U 1700;U 1700T	AVX 13 x 1250 TM
				AIR-C	MTR-CODE: OM 356.957; OE-NO.: 0119973192; MOD: U 1700;U 1700T	AVX 13 x 975
				AIR-C	MTR-CODE: OM 356.957; OE-NO.: 0119973192; MOD: U 1700;U 1700T	AVX 13 x 975 TM
				ALT	MTR-CODE: OM 356.957; OE-NO.: 0049976192; MOD: U 1700;U 1700T	AVX 13 x 1625
				ALT	MTR-CODE: OM 356.957; OE-NO.: 0049976192; MOD: U 1700;U 1700T	AVX 13 x 1625 TM
				FAN	FROM MTR-NO: 392288; MTR-CODE: OM 356.957; OE-NO.: 0049971292; MOD: U 1700;U 1700T	AVX 13 x 1275
				FAN	FROM MTR-NO: 392288; MTR-CODE: OM 356.957; OE-NO.: 0049971292; MOD: U 1700;U 1700T	AVX 13 x 1275 TM

1750; 1750L

5958 ccm	122 kW	OM 356.957;OM 356.981;OM 366.963	09.88 -	AC-C	MTR-CODE: OM 356.957; OE-NO.: 0049976992; MOD: U 1750;U 1750L	AVX 13 x 1125
				AC-C	MTR-CODE: OM 356.957; OE-NO.: 0049976992; MOD: U 1750;U 1750L	AVX 13 x 1125 TM
				AC-C	UNTIL MTR-NO: 392287; MTR-CODE: OM 356.957; OE-NO.: 0039970792; MOD: U 1750;U 1750L	AVX 13 x 1250
				AC-C	UNTIL MTR-NO: 392287; MTR-CODE: OM 356.957; OE-NO.: 0039970792; MOD: U 1750;U 1750L	AVX 13 x 1250 TM
				AIR-C	MTR-CODE: OM 356.957; OE-NO.: 0119973192; MOD: U 1750;U 1750L	AVX 13 x 975
				AIR-C	MTR-CODE: OM 356.957; OE-NO.: 0119973192; MOD: U 1750;U 1750L	AVX 13 x 975 TM
				ALT	MTR-CODE: OM 356.957; OE-NO.: 0049976192; MOD: U 1750;U 1750L	AVX 13 x 1625
				ALT	MTR-CODE: OM 356.957; OE-NO.: 0049976192; MOD: U 1750;U 1750L	AVX 13 x 1625 TM
				FAN	FROM MTR-NO: 392288; MTR-CODE: OM 356.957; OE-NO.: 0049971292; MOD: U 1750;U 1750L	AVX 13 x 1275
				FAN	FROM MTR-NO: 392288; MTR-CODE: OM 356.957; OE-NO.: 0049971292; MOD: U 1750;U 1750L	AVX 13 x 1275 TM

1750; 1750L

5958 ccm	122 kW	OM 356.957;OM 356.981;OM 366.963	09.88 -	AC-C	MTR-CODE: OM 356.957; OE-NO.: 0049976992; MOD: U 1750;U 1750L	AVX 13 x 1125
----------	--------	----------------------------------	---------	------	---	---------------



MERCEDES-BENZ

UNIMOG

1750; 1750L

5958 ccm	122 kW	OM 356.957;OM 356.981;OM 366.963	09.88 -	AC-C	MTR-CODE: OM 356.957; OE-NO.: 0049976992; MOD: U 1750;U 1750L	AVX 13 x 1125 TM
				AC-C	UNTIL MTR-NO: 392287; MTR-CODE: OM 356.957; OE-NO.: 0039970792; MOD: U 1750;U 1750L	AVX 13 x 1250
				AC-C	UNTIL MTR-NO: 392287; MTR-CODE: OM 356.957; OE-NO.: 0039970792; MOD: U 1750;U 1750L	AVX 13 x 1250 TM
				AIR-C	MTR-CODE: OM 356.957; OE-NO.: 0119973192; MOD: U 1750;U 1750L	AVX 13 x 975
				AIR-C	MTR-CODE: OM 356.957; OE-NO.: 0119973192; MOD: U 1750;U 1750L	AVX 13 x 975 TM
				ALT	MTR-CODE: OM 356.957; OE-NO.: 0049976192; MOD: U 1750;U 1750L	AVX 13 x 1625
				ALT	MTR-CODE: OM 356.957; OE-NO.: 0049976192; MOD: U 1750;U 1750L	AVX 13 x 1625 TM
				FAN	FROM MTR-NO: 392288; MTR-CODE: OM 356.957; OE-NO.: 0049971292; MOD: U 1750;U 1750L	AVX 13 x 1275
				FAN	FROM MTR-NO: 392288; MTR-CODE: OM 356.957; OE-NO.: 0049971292; MOD: U 1750;U 1750L	AVX 13 x 1275 TM

2100

5958 ccm	155 kW	OM 356.997;OM 366.984	09.89 -	AC-C	MTR-CODE: OM 356.997; OE-NO.: 0049976992; MOD: U 2100;U 2100T	AVX 13 x 1125
				AC-C	MTR-CODE: OM 356.997; OE-NO.: 0049976992; MOD: U 2100;U 2100T	AVX 13 x 1125 TM
				AC-C	UNTIL MTR-NO: 392287; MTR-CODE: OM 356.997; OE-NO.: 0039970792; MOD: U 2100;U 2100T	AVX 13 x 1250
				AC-C	UNTIL MTR-NO: 392287; MTR-CODE: OM 356.997; OE-NO.: 0039970792; MOD: U 2100;U 2100T	AVX 13 x 1250 TM
				AIR-C	MTR-CODE: OM 356.997; OE-NO.: 0119973192; MOD: U 2100;U 2100T	AVX 13 x 975
				AIR-C	MTR-CODE: OM 356.997; OE-NO.: 0119973192; MOD: U 2100;U 2100T	AVX 13 x 975 TM
				ALT	MTR-CODE: OM 356.997; OE-NO.: 0049976192; MOD: U 2100;U 2100T	AVX 13 x 1625
				ALT	MTR-CODE: OM 356.997; OE-NO.: 0049976192; MOD: U 2100;U 2100T	AVX 13 x 1625 TM
				FAN	FROM MTR-NO: 392288; MTR-CODE: OM 356.997; OE-NO.: 0049971292; MOD: U 2100;U 2100T	AVX 13 x 1275
				FAN	FROM MTR-NO: 392288; MTR-CODE: OM 356.997; OE-NO.: 0049971292; MOD: U 2100;U 2100T	AVX 13 x 1275 TM

2100T

5958 ccm	155 kW	OM 356.997;OM 366.984	09.89 -	AC-C	MTR-CODE: OM 356.997; OE-NO.: 0049976992; MOD: U 2100;U 2100T	AVX 13 x 1125
				AC-C	MTR-CODE: OM 356.997; OE-NO.: 0049976992; MOD: U 2100;U 2100T	AVX 13 x 1125 TM
				AC-C	UNTIL MTR-NO: 392287; MTR-CODE: OM 356.997; OE-NO.: 0039970792; MOD: U 2100;U 2100T	AVX 13 x 1250
				AC-C	UNTIL MTR-NO: 392287; MTR-CODE: OM 356.997; OE-NO.: 0039970792; MOD: U 2100;U 2100T	AVX 13 x 1250 TM
				AIR-C	MTR-CODE: OM 356.997; OE-NO.: 0119973192; MOD: U 2100;U 2100T	AVX 13 x 975
				AIR-C	MTR-CODE: OM 356.997; OE-NO.: 0119973192; MOD: U 2100;U 2100T	AVX 13 x 975 TM
				ALT	MTR-CODE: OM 356.997; OE-NO.: 0049976192; MOD: U 2100;U 2100T	AVX 13 x 1625
				ALT	MTR-CODE: OM 356.997; OE-NO.: 0049976192; MOD: U 2100;U 2100T	AVX 13 x 1625 TM
				FAN	FROM MTR-NO: 392288; MTR-CODE: OM 356.997; OE-NO.: 0049971292; MOD: U 2100;U 2100T	AVX 13 x 1275
				FAN	FROM MTR-NO: 392288; MTR-CODE: OM 356.997; OE-NO.: 0049971292; MOD: U 2100;U 2100T	AVX 13 x 1275 TM

2150

5958 ccm	155 kW	OM 356.997;OM 366.984	09.89 -	AC-C	MTR-CODE: OM 356.980;OM 366; OE-NO.: 0049976992; MOD: U 2150	AVX 13 x 1125
----------	--------	-----------------------	---------	------	--	---------------



MERCEDES-BENZ

UNIMOG

2150

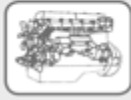
5958 ccm	155 kW	OM 356.997;OM 366.984	09.89 -	AC-C	MTR-CODE: OM 356.980;OM 366; OE-NO.: 0049976992; MOD: U 2150	AVX 13 x 1125 TM
				AC-C	UNTIL MTR-NO: 392287; MTR-CODE: OM 356.980;OM 366; OE-NO.: 0039970792; MOD: U 2150	AVX 13 x 1250
				AC-C	UNTIL MTR-NO: 392287; MTR-CODE: OM 356.980;OM 366; OE-NO.: 0039970792; MOD: U 2150	AVX 13 x 1250 TM
				AIR-C	MTR-CODE: OM 356.980;OM 366; OE-NO.: 0119973192; MOD: U 2150	AVX 13 x 975
				AIR-C	MTR-CODE: OM 356.980;OM 366; OE-NO.: 0119973192; MOD: U 2150	AVX 13 x 975 TM
				ALT	MTR-CODE: OM 356.980;OM 366; OE-NO.: 0049976192; MOD: U 2150	AVX 13 x 1625
				ALT	MTR-CODE: OM 356.980;OM 366; OE-NO.: 0049976192; MOD: U 2150	AVX 13 x 1625 TM
				FAN	FROM MTR-NO: 392288; MTR-CODE: OM 356.980;OM 366; OE-NO.: 0049971292; MOD: U 2150	AVX 13 x 1275
				FAN	FROM MTR-NO: 392288; MTR-CODE: OM 356.980;OM 366; OE-NO.: 0049971292; MOD: U 2150	AVX 13 x 1275 TM

2150; 2150L

5958 ccm	155 kW	OM 356.997;OM 357.924;OM 366.984	09.89 -	AC-C	MTR-CODE: OM 356.980;OM 366; OE-NO.: 0049976992; MOD: U 2150	AVX 13 x 1125
				AC-C	MTR-CODE: OM 356.980;OM 366; OE-NO.: 0049976992; MOD: U 2150	AVX 13 x 1125 TM
				AC-C	UNTIL MTR-NO: 392287; MTR-CODE: OM 356.980;OM 366; OE-NO.: 0039970792; MOD: U 2150	AVX 13 x 1250
				AC-C	UNTIL MTR-NO: 392287; MTR-CODE: OM 356.980;OM 366; OE-NO.: 0039970792; MOD: U 2150	AVX 13 x 1250 TM
				AIR-C	MTR-CODE: OM 356.980;OM 366; OE-NO.: 0119973192; MOD: U 2150	AVX 13 x 975
				AIR-C	MTR-CODE: OM 356.980;OM 366; OE-NO.: 0119973192; MOD: U 2150	AVX 13 x 975 TM
				ALT	MTR-CODE: OM 356.980;OM 366; OE-NO.: 0049976192; MOD: U 2150	AVX 13 x 1625
				ALT	MTR-CODE: OM 356.980;OM 366; OE-NO.: 0049976192; MOD: U 2150	AVX 13 x 1625 TM
				FAN	FROM MTR-NO: 392288; MTR-CODE: OM 356.980;OM 366; OE-NO.: 0049971292; MOD: U 2150	AVX 13 x 1275
				FAN	FROM MTR-NO: 392288; MTR-CODE: OM 356.980;OM 366; OE-NO.: 0049971292; MOD: U 2150	AVX 13 x 1275 TM

2150; 2150L

5958 ccm	177 kW	OM 356.980;OM 357.945	09.89 -	AC-C	MTR-CODE: OM 356.980;OM 366; OE-NO.: 0049976992; MOD: U 2150	AVX 13 x 1125
				AC-C	MTR-CODE: OM 356.980;OM 366; OE-NO.: 0049976992; MOD: U 2150	AVX 13 x 1125 TM
				AC-C	UNTIL MTR-NO: 392287; MTR-CODE: OM 356.980;OM 366; OE-NO.: 0039970792; MOD: U 2150	AVX 13 x 1250
				AC-C	UNTIL MTR-NO: 392287; MTR-CODE: OM 356.980;OM 366; OE-NO.: 0039970792; MOD: U 2150	AVX 13 x 1250 TM
				AIR-C	MTR-CODE: OM 356.980;OM 366; OE-NO.: 0119973192; MOD: U 2150	AVX 13 x 975
				AIR-C	MTR-CODE: OM 356.980;OM 366; OE-NO.: 0119973192; MOD: U 2150	AVX 13 x 975 TM
				ALT	MTR-CODE: OM 356.980;OM 366; OE-NO.: 0049976192; MOD: U 2150	AVX 13 x 1625
				ALT	MTR-CODE: OM 356.980;OM 366; OE-NO.: 0049976192; MOD: U 2150	AVX 13 x 1625 TM
				FAN	FROM MTR-NO: 392288; MTR-CODE: OM 356.980;OM 366; OE-NO.: 0049971292; MOD: U 2150	AVX 13 x 1275
				FAN	FROM MTR-NO: 392288; MTR-CODE: OM 356.980;OM 366; OE-NO.: 0049971292; MOD: U 2150	AVX 13 x 1275 TM



MERCEDES-BENZ

100 Bus (631)

D						
2399 ccm	41 kW	OM 616	12.90 - 12.94	ALT		AVX 13 x 1015 TM
				PS	OE-NO.: 0089972392	AVX 13 x 650
				PS	OE-NO.: 0089976692	AVX 13 x 700

100 Kasten (631)

D (631.332, 631.342)						
2399 ccm	53 kW	OM 616.963	02.88 - 05.92	ALT		AVX 13 x 1015 TM
				PS		AVX 13 x 700

D (631.332, 631.342)						
2399 ccm	55 kW	OM 616.963	12.90 - 02.96	PS		AVX 13 x 700

VIANO (W639)

3,0						
3199 ccm	140 kW	M 112.951	09.03 -	ALT	- AC	6 PK 2315
				ALT	+ AC	6 PK 2373

3.2						
3199 ccm	160 kW	M 112.951	09.03 -	ALT	- AC	6 PK 2315
				ALT	+ AC	6 PK 2373

3.5						
3498 ccm	190 kW	M 272.979	09.07 -	ALT		6 PK 2404

3.7						
3724 ccm	170 kW	M 112.976	06.04 -	ALT		6 PK 2373

CDI 2.0						
2148 ccm	80 kW	OM 646.982	09.03 -	ALT		6 PK 2260
				ALT	FROM: 04.05; FROM CHA-NO.: 158570; 2. ALT;	6 PK 2285
				ALT	2 ALT; + PTO	
				ALT	UNTIL: 04.05; UNTIL CHA-NO.: 158569; 2. ALT;	6 PK 2270
					2 ALT; + PTO	

CDI 2.0 4-matic						
2148 ccm	80 kW	OM 646.982	07.05 -	ALT		6 PK 2260
				ALT	FROM CHA-NO.: 158570; 2. ALT; 2 ALT; + PTO	6 PK 2285

CDI 2.0						
2148 ccm	85 kW	OM 646.982	08.05 -	ALT		6 PK 2260
				ALT	2. ALT; 2 ALT; + PTO	6 PK 2285

CDI 2.2						
2148 ccm	110 kW	OM 646.982	09.03 -	ALT		6 PK 2260
				ALT	FROM: 04.05; FROM CHA-NO.: 158570; 2. ALT;	6 PK 2285
				ALT	2 ALT; + PTO	
				ALT	UNTIL: 04.05; UNTIL CHA-NO.: 158569; 2. ALT;	6 PK 2270
					2 ALT; + PTO	

CDI 2.2 4-matic						
2148 ccm	110 kW	OM 646.982	07.05 -	ALT	FROM: 03.06	6 PK 2260
				ALT	FROM: 03.06; 2. ALT; 2 ALT; + PTO	6 PK 2285

CDI 3.0						
2987 ccm	150 kW	OM 642.990	03.06 -	ALT		7 PK 2035
				FAN		6 EPK 691

VITO Bus (638)

113 2.0 (638.114, 638.194)						
1998 ccm	95 kW	M 111.948;M 111.950	02.96 - 07.03	ALT	- AC	6 PK 2100
				ALT	+ AC	6 PK 2205

114 2.3 (638.134, 638.194)						
2295 ccm	105 kW	M 111.978	12.96 - 07.03	ALT	- AC	6 PK 2100
				ALT	+ AC	6 PK 2205

108 CDI 2.2 (638.194)						
2148 ccm	60 kW	OM 611A (60 KW CDI)	03.99 - 07.03	ALT	- AC	6 PK 2075
				ALT	+ AC	6 PK 2160

110 CDI 2.2 (638.194)						
2148 ccm	75 kW	OM 611LA (75 KW CDI)	03.99 - 07.03	ALT	- AC	6 PK 2075
				ALT	+ AC	6 PK 2160

112 CDI 2.2 (638.194)						
2151 ccm	90 kW	OM 611.980	03.99 - 07.03	ALT	- AC	6 PK 2075
				ALT	+ AC	6 PK 2160

108 D 2.3 (638.164)						
2299 ccm	58 kW	OM 601.942	02.96 - 07.03	ALT	- AC	6 PK 2000
				ALT	+ AC	6 PK 2080



MERCEDES-BENZ

VITO Bus (638)

110 TD 2.3 (638.174)

2299 ccm	72 kW	OM 601.970	02.96 - 07.03	ALT	- AC	6 PK 2020
				ALT	+ AC	6 PK 2100

VITO Kasten (638)

113 2.0 (638.014, 638.094)

1998 ccm	95 kW	M 111.948;M 111.950	03.97 - 07.03	ALT	- AC	6 PK 2100
				ALT	+ AC	6 PK 2205

114 2.3 (638.034, 638.094)

2295 ccm	105 kW	M 111.978	03.97 - 07.03	ALT	- AC	6 PK 2100
				ALT	+ AC	6 PK 2205

108 CDI 2.2 (638.094)

2151 ccm	60 kW	OM 611A (60 KW CDI)	03.99 - 07.03	ALT	- AC	6 PK 2075
				ALT	+ AC	6 PK 2160

110 CDI 2.2 (638.094)

2151 ccm	75 kW	OM 611LA (75 KW CDI)	03.99 - 07.03	ALT	- AC	6 PK 2075
				ALT	+ AC	6 PK 2160

112 CDI 2.2 (638.094)

2151 ccm	90 kW	OM 611.980	03.99 - 07.03	ALT	- AC	6 PK 2075
				ALT	+ AC	6 PK 2160

108 D 2.3 (638.064)

2299 ccm	58 kW	OM 601.942	03.97 - 07.03	ALT	- AC	6 PK 2000
				ALT	+ AC	6 PK 2080

110 D 2.3 (638.074)

2299 ccm	72 kW	OM 601.970	03.97 - 07.03	ALT	- AC	6 PK 2020
				ALT	+ AC	6 PK 2100

VITO Bus (W639)

119

3199 ccm	140 kW	M 112.951	09.03 -	ALT		6 PK 2373
----------	--------	-----------	---------	-----	--	-----------

122

3199 ccm	160 kW	M 112.951	09.03 -	ALT		6 PK 2373
----------	--------	-----------	---------	-----	--	-----------

126

3498 ccm	190 kW	M 272.978	09.07 -	ALT	FROM: 02.08	6 PK 2404
----------	--------	-----------	---------	-----	-------------	-----------

123

3724 ccm	170 kW	M 112.976	06.04 -	ALT		6 PK 2373
----------	--------	-----------	---------	-----	--	-----------

109 CDI

2148 ccm	65 kW	OM 646.983	09.03 -	ALT	- ENG-PTO	6 PK 2260
				ALT	FROM: 05.05; FROM CHA-NO.: 158570; + ENG-PTO	6 PK 2285
				ALT	UNTIL: 04.05; UNTIL CHA-NO.: 158569; + ENG-PTO	6 PK 2270

109 CDI 4x4

2148 ccm	70 kW	OM 646.981	09.07 -	ALT	- ENG-PTO	6 PK 2260
				ALT	FROM CHA-NO.: 158570; + ENG-PTO	6 PK 2285

109 CDI

2148 ccm	70 kW	OM 646.980	09.06 -	ALT	- ENG-PTO	6 PK 2260
				ALT	FROM CHA-NO.: 158570; + ENG-PTO	6 PK 2285

111 CDI

2148 ccm	80 kW	OM 646.982	09.03 -	ALT	- ENG-PTO	6 PK 2260
				ALT	FROM: 05.05; FROM CHA-NO.: 158570; + ENG-PTO	6 PK 2285
				ALT	UNTIL: 04.05; UNTIL CHA-NO.: 158569; + ENG-PTO	6 PK 2270

111 CDI 4x4

2148 ccm	80 kW	OM 646.982	09.07 -	ALT	- ENG-PTO	6 PK 2260
				ALT	+ ENG-PTO	6 PK 2285

111 CDI

2148 ccm	85 kW	OM 646.982	09.07 -	ALT	- ENG-PTO	6 PK 2260
				ALT	+ ENG-PTO	6 PK 2285

115 CDI

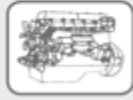
2148 ccm	110 kW	OM 646.982	09.03 -	ALT		6 PK 2260
----------	--------	------------	---------	-----	--	-----------

115 CDI 4x4

2148 ccm	110 kW	OM 646.982	09.07 -	ALT		6 PK 2260
----------	--------	------------	---------	-----	--	-----------

120 CDI

2987 ccm	150 kW	OM 642.990	09.07 -	ALT		7 PK 2035
----------	--------	------------	---------	-----	--	-----------



MERCEDES-BENZ

VITO / MIXTO Kasten (W639)

119

3199 ccm 140 kW M 112.951 09.03 - ALT 6 PK 2373

122

3199 ccm 160 kW M 112.951 09.03 - ALT 6 PK 2373

126

3498 ccm 190 kW M 272.978 09.07 - ALT FROM: 02.08 6 PK 2404

123 (639.603)

3724 ccm 170 kW M 112.976 06.04 - ALT 6 PK 2373

109 CDI

2148 ccm 65 kW OM 646.983 09.03 - ALT - ENG-PTO 6 PK 2260

ALT FROM: 05.05; FROM CHA-NO.: 158570; + ENG-PTO 6 PK 2285

ALT UNTIL: 04.05; UNTIL CHA-NO.: 158569; + ENG-PTO 6 PK 2270

109 CDi

2148 ccm 70 kW OM 646.981 08.06 - ALT - ENG-PTO 6 PK 2260

ALT FROM CHA-NO.: 158570; + ENG-PTO 6 PK 2285

111 CDI

2148 ccm 80 kW OM 646.982 09.03 - ALT - ENG-PTO 6 PK 2260

ALT FROM: 05.05; FROM CHA-NO.: 158570; + ENG-PTO 6 PK 2285

ALT UNTIL: 04.05; UNTIL CHA-NO.: 158569; + ENG-PTO 6 PK 2270

111 CDI 4x4

2148 ccm 80 kW OM 646.982 09.07 - ALT - ENG-PTO 6 PK 2260

ALT + ENG-PTO 6 PK 2285

111 CDI

2148 ccm 85 kW OM 646.982 09.07 - ALT - ENG-PTO 6 PK 2260

ALT + ENG-PTO 6 PK 2285

115 CDI

2148 ccm 110 kW OM 646.982 09.03 - ALT 6 PK 2260

115 CDI 4x4

2148 ccm 110 kW OM 646.982 09.07 - ALT 6 PK 2260

120 CDI

2987 ccm 150 kW OM 642.990 09.07 - AC-C 6 EPK 691

ALT 7 PK 2035

SPRINTER 2-t Bus (901, 902)

214 NGT

2295 ccm 92 kW M 111.984 04.00 - 05.06 ALT FROM MTR-NO: 000442; + AUTO-TM; - AC 6 PK 2115

ALT FROM MTR-NO: 000442; + AUTO-TM; + AC 6 PK 2215

ALT UNTIL MTR-NO: 000441; + AUTO-TM; - AC 6 PK 2100

ALT UNTIL MTR-NO: 000441; + AUTO-TM; + AC 6 PK 2205

214

2295 ccm 105 kW M 111.979 02.95 - 05.06 ALT FROM MTR-NO: 000442; + AUTO-TM; - AC 6 PK 2115

ALT FROM MTR-NO: 000442; + AUTO-TM; + AC 6 PK 2215

ALT FROM MTR-NO: 002029; + MAN-TM; - AC 6 PK 2115

ALT FROM MTR-NO: 002029; + MAN-TM; + AC 6 PK 2215

ALT UNTIL MTR-NO: 000441; + AUTO-TM; - AC 6 PK 2100

ALT UNTIL MTR-NO: 000441; + AUTO-TM; + AC 6 PK 2205

ALT UNTIL MTR-NO: 002028; + MAN-TM; - AC 6 PK 2100

ALT UNTIL MTR-NO: 002028; + MAN-TM; + AC 6 PK 2205

208 CDI

2148 ccm 60 kW OM 611.987 04.00 - 05.06 ALT + AC 6 PK 2270

ALT FROM CHA-NO.: 220798; - AC 6 PK 2260

ALT UNTIL CHA-NO.: 220797; - AC 6 PK 2191

211 CDI

2148 ccm 80 kW OM 611.981 04.00 - 05.06 ALT + AC 6 PK 2270

ALT FROM CHA-NO.: R220798; - AC 6 PK 2260

ALT UNTIL CHA-NO.: R220797; - AC 6 PK 2191

213 CDI

2148 ccm 95 kW OM 611.981 04.00 - 05.06 ALT + AC 6 PK 2270

ALT FROM CHA-NO.: R220798; - AC 6 PK 2260

ALT UNTIL CHA-NO.: R220797; - AC 6 PK 2191

208 D

2299 ccm 58 kW OM 601.943 02.95 - 04.00 ALT - AC 6 PK 2020

ALT + AC 6 PK 2100



MERCEDES-BENZ

SPRINTER 2-t Bus (901, 902)

216 CDI

2685 ccm	115 kW	OM 612.981	04.00 - 05.06	ALT	+ AC	6 PK 2270
				ALT	FROM CHA-NO.: R220798; - AC	6 PK 2260
				ALT	UNTIL CHA-NO.: R220797; - AC	6 PK 2191

210 D

2874 ccm	75 kW	OM 602.980	03.97 - 04.00	ALT	- AC	6 PK 2080
				ALT	+ AC	6 PK 2140

212 D

2874 ccm	90 kW	OM 602.980	02.95 - 04.00	ALT	- AC	6 PK 2080
				ALT	+ AC	6 PK 2140

SPRINTER 2-t Kasten (901, 902)

214 NGT

2295 ccm	92 kW	M 111.984	04.00 - 05.06	ALT	FROM MTR-NO: 000442; + AUTO-TM; - AC	6 PK 2115
				ALT	FROM MTR-NO: 000442; + AUTO-TM; + AC	6 PK 2215
				ALT	UNTIL MTR-NO: 000441; + AUTO-TM; - AC	6 PK 2100
				ALT	UNTIL MTR-NO: 000441; + AUTO-TM; + AC	6 PK 2205

214

2295 ccm	105 kW	M 111.979;M 111.984	02.95 - 05.06	ALT	FROM MTR-NO: 000442; + AUTO-TM; - AC	6 PK 2115
				ALT	FROM MTR-NO: 000442; + AUTO-TM; + AC	6 PK 2215
				ALT	FROM MTR-NO: 002029; + MAN-TM; - AC	6 PK 2115
				ALT	FROM MTR-NO: 002029; + MAN-TM; + AC	6 PK 2215
				ALT	UNTIL MTR-NO: 000441; + AUTO-TM; - AC	6 PK 2100
				ALT	UNTIL MTR-NO: 000441; + AUTO-TM; + AC	6 PK 2205
				ALT	UNTIL MTR-NO: 002028; + MAN-TM; - AC	6 PK 2100
				ALT	UNTIL MTR-NO: 002028; + MAN-TM; + AC	6 PK 2205

208 CDI

2148 ccm	60 kW	OM 611.987	04.00 - 05.06	ALT	+ AC	6 PK 2270
				ALT	FROM CHA-NO.: 220798; - AC	6 PK 2260
				ALT	UNTIL CHA-NO.: 220797; - AC	6 PK 2191

211 CDI

2148 ccm	80 kW	OM 611.981	04.00 - 05.06	ALT	+ AC	6 PK 2270
				ALT	FROM CHA-NO.: R220798; - AC	6 PK 2260
				ALT	UNTIL CHA-NO.: R220797; - AC	6 PK 2191

213 CDI

2148 ccm	95 kW	OM 611.981	04.00 - 05.06	ALT	+ AC	6 PK 2270
				ALT	FROM CHA-NO.: R220798; - AC	6 PK 2260
				ALT	UNTIL CHA-NO.: R220797; - AC	6 PK 2191

208 D

2299 ccm	58 kW	OM 601.943	02.95 - 04.00	ALT	- AC	6 PK 2020
				ALT	+ AC	6 PK 2100

208 D

2299 ccm	60 kW	OM 601.943	10.96 - 04.00	ALT	- AC	6 PK 2020
				ALT	+ AC	6 PK 2100

216 CDI

2685 ccm	115 kW	OM 612.981	04.00 - 05.06	ALT	+ AC	6 PK 2270
				ALT	FROM CHA-NO.: R220798; - AC	6 PK 2260
				ALT	UNTIL CHA-NO.: R220797; - AC	6 PK 2191

210 D

2874 ccm	75 kW	OM 602.980	01.97 - 04.00	ALT	- AC	6 PK 2080
				ALT	+ AC	6 PK 2140

212 D

2874 ccm	90 kW	OM 602.980	02.95 - 04.00	ALT	- AC	6 PK 2080
				ALT	+ AC	6 PK 2140

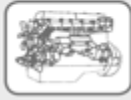
SPRINTER 2-t Pritsche/Fahrgestell (901, 902)

214 NGT

2295 ccm	92 kW		04.00 - 05.06	ALT	FROM MTR-NO: 000442; MTR-CODE: 111984; + AUTO-TM; - AC	6 PK 2115
				ALT	FROM MTR-NO: 000442; MTR-CODE: 111984; + AUTO-TM; + AC	6 PK 2215
				ALT	UNTIL MTR-NO: 000441; MTR-CODE: 111984; + AUTO-TM; - AC	6 PK 2100
				ALT	UNTIL MTR-NO: 000441; MTR-CODE: 111984; + AUTO-TM; + AC	6 PK 2205

214

2295 ccm	105 kW	M 111.979	02.95 - 05.06	ALT	FROM MTR-NO: 000442; MTR-CODE: 111979;111984; + AUTO-TM; - AC	6 PK 2115
----------	--------	-----------	---------------	-----	---	-----------



MERCEDES-BENZ

SPRINTER 2-t Pritsche/Fahrgestell (901, 902)

214

2295 ccm	105 kW	M 111.979	02.95 - 05.06	ALT	FROM MTR-NO: 000442; MTR-CODE: 111979;111984; + AUTO-TM; + AC	6 PK 2215
				ALT	FROM MTR-NO: 002029; MTR-CODE: 111979;111984; + MAN-TM; - AC	6 PK 2115
				ALT	FROM MTR-NO: 002029; MTR-CODE: 111979;111984; + MAN-TM; + AC	6 PK 2215
				ALT	FROM: 04.00; FROM MTR-NO: 000442; MTR-CODE: 111984; + AUTO-TM; - AC	6 PK 2115
				ALT	FROM: 04.00; FROM MTR-NO: 000442; MTR-CODE: 111984; + AUTO-TM; + AC	6 PK 2215
				ALT	FROM: 04.00; FROM MTR-NO: 002029; MTR-CODE: 111984; + MAN-TM; - AC	6 PK 2115
				ALT	FROM: 04.00; FROM MTR-NO: 002029; MTR-CODE: 111984; + MAN-TM; + AC	6 PK 2215
				ALT	FROM: 04.00; UNTIL MTR-NO: 000441; MTR-CODE: 111984; + AUTO-TM; - AC	6 PK 2100
				ALT	FROM: 04.00; UNTIL MTR-NO: 000441; MTR-CODE: 111984; + AUTO-TM; + AC	6 PK 2205
				ALT	FROM: 04.00; UNTIL MTR-NO: 002028; MTR-CODE: 111984; + MAN-TM; - AC	6 PK 2100
				ALT	FROM: 04.00; UNTIL MTR-NO: 002028; MTR-CODE: 111984; + MAN-TM; + AC	6 PK 2205
				ALT	UNTIL MTR-NO: 000441; MTR-CODE: 111979;111984; + AUTO-TM; - AC	6 PK 2100
				ALT	UNTIL MTR-NO: 000441; MTR-CODE: 111979;111984; + AUTO-TM; + AC	6 PK 2205
				ALT	UNTIL MTR-NO: 002028; MTR-CODE: 111979;111984; + MAN-TM; - AC	6 PK 2100
				ALT	UNTIL MTR-NO: 002028; MTR-CODE: 111979;111984; + MAN-TM; + AC	6 PK 2205

208 CDI

2148 ccm	60 kW	OM 611.987	04.00 - 05.06	ALT	+ AC	6 PK 2270
				ALT	FROM CHA-NO.: 220798; - AC	6 PK 2260
				ALT	UNTIL CHA-NO.: 220797; - AC	6 PK 2191

211 CDI

2148 ccm	80 kW	OM 611.981	04.00 - 05.06	ALT	+ AC	6 PK 2270
				ALT	FROM CHA-NO.: R220798; - AC	6 PK 2260
				ALT	UNTIL CHA-NO.: R220797; - AC	6 PK 2191

213 CDI

2148 ccm	95 kW	OM 611.981	04.00 - 05.06	ALT	+ AC	6 PK 2270
				ALT	FROM CHA-NO.: R220798; - AC	6 PK 2260
				ALT	UNTIL CHA-NO.: R220797; - AC	6 PK 2191

208 D

2299 ccm	58 kW	OM 601.943	01.95 - 04.00	ALT	- AC	6 PK 2020
				ALT	+ AC	6 PK 2100

208 D

2299 ccm	60 kW	OM 601.943	09.96 - 04.00	ALT	- AC	6 PK 2020
				ALT	+ AC	6 PK 2100

216 CDI

2685 ccm	115 kW	OM 612.981	04.00 - 05.06	ALT	+ AC	6 PK 2270
				ALT	FROM CHA-NO.: R220798; - AC	6 PK 2260
				ALT	UNTIL CHA-NO.: R220797; - AC	6 PK 2191

210 D

2874 ccm	75 kW	OM 602.980	01.97 - 04.00	ALT	- AC	6 PK 2080
				ALT	+ AC	6 PK 2140

212 D

2874 ccm	90 kW	OM 602.980	02.95 - 04.00	ALT	- AC	6 PK 2080
				ALT	+ AC	6 PK 2140

SPRINTER 3-t Bus (903)

314 NGT

2295 ccm	92 kW	M 111.984	04.00 - 05.06	ALT	FROM MTR-NO: 000442; + AUTO-TM; - AC	6 PK 2115
				ALT	FROM MTR-NO: 000442; + AUTO-TM; + AC	6 PK 2215
				ALT	UNTIL MTR-NO: 000441; + AUTO-TM; - AC	6 PK 2100
				ALT	UNTIL MTR-NO: 000441; + AUTO-TM; + AC	6 PK 2205

314

2295 ccm	105 kW	M 111.984	02.95 - 05.06	ALT	FROM MTR-NO: 000442; + AUTO-TM; - AC	6 PK 2115
				ALT	FROM MTR-NO: 000442; + AUTO-TM; + AC	6 PK 2215
				ALT	FROM MTR-NO: 002029; + MAN-TM; - AC	6 PK 2115



MERCEDES-BENZ

SPRINTER 3-t Bus (903)

314							
2295 ccm	105 kW	M 111.984	02.95 - 05.06	ALT	FROM MTR-NO: 002029; + MAN-TM; + AC		6 PK 2215
				ALT	UNTIL MTR-NO: 000441; + AUTO-TM; - AC		6 PK 2100
				ALT	UNTIL MTR-NO: 000441; + AUTO-TM; + AC		6 PK 2205
				ALT	UNTIL MTR-NO: 002028; + MAN-TM; - AC		6 PK 2100
				ALT	UNTIL MTR-NO: 002028; + MAN-TM; + AC		6 PK 2205
314 4x4							
2295 ccm	105 kW	M 111.984	08.02 - 05.06	ALT	FROM MTR-NO: 000442; + AUTO-TM; - AC		6 PK 2115
				ALT	FROM MTR-NO: 000442; + AUTO-TM; + AC		6 PK 2215
				ALT	FROM MTR-NO: 002029; + MAN-TM; - AC		6 PK 2115
				ALT	FROM MTR-NO: 002029; + MAN-TM; + AC		6 PK 2215
				ALT	UNTIL MTR-NO: 000441; + AUTO-TM; - AC		6 PK 2100
				ALT	UNTIL MTR-NO: 000441; + AUTO-TM; + AC		6 PK 2205
				ALT	UNTIL MTR-NO: 002028; + MAN-TM; - AC		6 PK 2100
				ALT	UNTIL MTR-NO: 002028; + MAN-TM; + AC		6 PK 2205
308 CDI							
2148 ccm	60 kW	OM 611.987	04.00 - 05.06	ALT	+ AC		6 PK 2270
				ALT	FROM CHA-NO.: 220798; - AC		6 PK 2260
				ALT	UNTIL CHA-NO.: 220797; - AC		6 PK 2191
311 CDI							
2148 ccm	80 kW	OM 611.981	04.00 - 05.06	ALT	+ AC		6 PK 2270
				ALT	FROM CHA-NO.: R220798; - AC		6 PK 2260
				ALT	UNTIL CHA-NO.: R220797; - AC		6 PK 2191
311 CDI 4x4							
2148 ccm	80 kW	OM 611.981	08.02 - 05.06	ALT	+ AC		6 PK 2270
				ALT	FROM CHA-NO.: R220798; - AC		6 PK 2260
				ALT	UNTIL CHA-NO.: R220797; - AC		6 PK 2191
313 CDI							
2148 ccm	95 kW	OM 611.981	04.00 - 05.06	ALT	+ AC		6 PK 2270
				ALT	FROM CHA-NO.: R220798; - AC		6 PK 2260
				ALT	UNTIL CHA-NO.: R220797; - AC		6 PK 2191
313 CDI 4x4							
2148 ccm	95 kW	OM 611.981	08.02 - 05.06	ALT	+ AC		6 PK 2270
				ALT	FROM CHA-NO.: R220798; - AC		6 PK 2260
				ALT	UNTIL CHA-NO.: R220797; - AC		6 PK 2191
308 D							
2299 ccm	58 kW	OM 601.943	02.95 - 04.00	ALT	- AC		6 PK 2020
				ALT	+ AC		6 PK 2100
316 CDI							
2685 ccm	115 kW	OM 612.981	04.00 - 05.06	ALT	+ AC		6 PK 2270
				ALT	FROM CHA-NO.: R220798; - AC		6 PK 2260
				ALT	UNTIL CHA-NO.: R220797; - AC		6 PK 2191
316 CDI 4x4							
2685 ccm	115 kW	OM 612.981	08.02 - 05.06	ALT	+ AC		6 PK 2270
				ALT	FROM CHA-NO.: R220798; - AC		6 PK 2260
				ALT	UNTIL CHA-NO.: R220797; - AC		6 PK 2191
310 D 4x4							
2874 ccm	75 kW	OM 602.980	05.97 - 08.02	ALT	- AC		6 PK 2080
				ALT	+ AC		6 PK 2140
312 D 2.9							
2874 ccm	90 kW	OM 602.980	02.95 - 04.00	ALT	- AC		6 PK 2080
				ALT	+ AC		6 PK 2140
				ALT	UNTIL: 04.95; + AC		6 PK 2145
312 D 2.9 4x4							
2874 ccm	90 kW	OM 602.980	05.97 - 08.02	ALT	- AC		6 PK 2080
				ALT	+ AC		6 PK 2140
SPRINTER 3-t Kasten (903)							
314 NGT							
2295 ccm	92 kW		04.00 - 05.06	ALT	FROM MTR-NO: 000442; + AUTO-TM; - AC		6 PK 2115
				ALT	FROM MTR-NO: 000442; + AUTO-TM; + AC		6 PK 2215
				ALT	UNTIL MTR-NO: 000441; + AUTO-TM; - AC		6 PK 2100
				ALT	UNTIL MTR-NO: 000441; + AUTO-TM; + AC		6 PK 2205
314							
2295 ccm	105 kW	M 111.979; M 111.984	02.95 - 05.06	ALT	FROM MTR-NO: 000442; + AUTO-TM; - AC		6 PK 2115
				ALT	FROM MTR-NO: 000442; + AUTO-TM; + AC		6 PK 2215



MERCEDES-BENZ

SPRINTER 3-t Kasten (903)

314

2295 ccm	105 kW	M 111.979;M 111.984	02.95 - 05.06	ALT	FROM MTR-NO: 002029; + MAN-TM; - AC	6 PK 2115
				ALT	FROM MTR-NO: 002029; + MAN-TM; + AC	6 PK 2215
				ALT	UNTIL MTR-NO: 000441; + AUTO-TM; - AC	6 PK 2100
				ALT	UNTIL MTR-NO: 000441; + AUTO-TM; + AC	6 PK 2205
				ALT	UNTIL MTR-NO: 002028; + MAN-TM; - AC	6 PK 2100
				ALT	UNTIL MTR-NO: 002028; + MAN-TM; + AC	6 PK 2205

314 4x4

2295 ccm	105 kW	M 111.984	08.02 - 05.06	ALT	FROM MTR-NO: 000442; + AUTO-TM; - AC	6 PK 2115
				ALT	FROM MTR-NO: 000442; + AUTO-TM; + AC	6 PK 2215
				ALT	FROM MTR-NO: 002029; + MAN-TM; - AC	6 PK 2115
				ALT	FROM MTR-NO: 002029; + MAN-TM; + AC	6 PK 2215
				ALT	UNTIL MTR-NO: 000441; + AUTO-TM; - AC	6 PK 2100
				ALT	UNTIL MTR-NO: 000441; + AUTO-TM; + AC	6 PK 2205
				ALT	UNTIL MTR-NO: 002028; + MAN-TM; - AC	6 PK 2100
				ALT	UNTIL MTR-NO: 002028; + MAN-TM; + AC	6 PK 2205

308 CDI

2148 ccm	60 kW	OM 611.987	04.00 - 05.06	ALT	+ AC	6 PK 2270
				ALT	FROM CHA-NO.: 220798; - AC	6 PK 2260
				ALT	UNTIL CHA-NO.: 220797; - AC	6 PK 2191

311 CDI

2148 ccm	80 kW	OM 611.981	04.00 - 05.06	ALT	+ AC	6 PK 2270
				ALT	FROM CHA-NO.: R220798; - AC	6 PK 2260
				ALT	UNTIL CHA-NO.: R220797; - AC	6 PK 2191

311 CDI 4x4

2148 ccm	80 kW	OM 611.981	08.02 - 05.06	ALT	+ AC	6 PK 2270
				ALT	FROM CHA-NO.: R220798; - AC	6 PK 2260
				ALT	UNTIL CHA-NO.: R220797; - AC	6 PK 2191

313 CDI

2148 ccm	95 kW	OM 611.981	04.00 - 05.06	ALT	+ AC	6 PK 2270
				ALT	FROM CHA-NO.: R220798; - AC	6 PK 2260
				ALT	UNTIL CHA-NO.: R220797; - AC	6 PK 2191

313 CDI 4x4

2148 ccm	95 kW	OM 611.981	08.02 - 05.06	ALT	+ AC	6 PK 2270
				ALT	FROM CHA-NO.: R220798; - AC	6 PK 2260
				ALT	UNTIL CHA-NO.: R220797; - AC	6 PK 2191

308 D 2.3

2299 ccm	58 kW	OM 601.943	02.95 - 04.00	ALT	- AC	6 PK 2020
				ALT	+ AC	6 PK 2100

316 CDI

2685 ccm	115 kW	OM 612.981	04.00 - 05.06	ALT	+ AC	6 PK 2270
				ALT	FROM CHA-NO.: R220798; - AC	6 PK 2260
				ALT	UNTIL CHA-NO.: R220797; - AC	6 PK 2191

316 CDI 4x4

2685 ccm	115 kW	OM 612.981	08.02 - 05.06	ALT	+ AC	6 PK 2270
				ALT	FROM CHA-NO.: R220798; - AC	6 PK 2260
				ALT	UNTIL CHA-NO.: R220797; - AC	6 PK 2191

310 D 2.9

2874 ccm	75 kW	OM 602.980	02.95 - 04.00	ALT	- AC	6 PK 2080
				ALT	+ AC	6 PK 2140

312 D 2.9

2874 ccm	90 kW	OM 602.980	02.95 - 04.00	ALT	- AC	6 PK 2080
				ALT	+ AC	6 PK 2140
				ALT	UNTIL: 04.95; + AC	6 PK 2145

312 D 2.9 4x4

2874 ccm	90 kW	OM 602.980	05.97 - 08.02	ALT	- AC	6 PK 2080
				ALT	+ AC	6 PK 2140

SPRINTER 3-t Pritsche/Fahrgestell (903)

314 NGT

2295 ccm	92 kW		04.00 - 05.06	ALT	FROM MTR-NO: 000442; MTR-CODE: 111984; + AUTO-TM; - AC	6 PK 2115
				ALT	FROM MTR-NO: 000442; MTR-CODE: 111984; + AUTO-TM; + AC	6 PK 2215
				ALT	UNTIL MTR-NO: 000441; MTR-CODE: 111984; + AUTO-TM; - AC	6 PK 2100



MERCEDES-BENZ

SPRINTER 3-t Pritsche/Fahrgestell (903)

314 NGT

2295 ccm	92 kW		04.00 - 05.06	ALT	UNTIL MTR-NO: 000441; MTR-CODE: 111984; + AUTO-TM; + AC	6 PK 2205
----------	-------	--	---------------	-----	--	------------------

314

2295 ccm	105 kW	M 111.984	02.95 - 05.06	ALT	FROM MTR-NO: 000442; MTR-CODE: 111979;111984; + AUTO-TM; - AC	6 PK 2115
				ALT	FROM MTR-NO: 000442; MTR-CODE: 111979;111984; + AUTO-TM; + AC	6 PK 2215
				ALT	FROM MTR-NO: 002029; MTR-CODE: 111979;111984; + MAN-TM; - AC	6 PK 2115
				ALT	FROM MTR-NO: 002029; MTR-CODE: 111979;111984; + MAN-TM; + AC	6 PK 2215
				ALT	FROM: 04.00; FROM MTR-NO: 000442; MTR- CODE: 111984; + AUTO-TM; - AC	6 PK 2115
				ALT	FROM: 04.00; FROM MTR-NO: 000442; MTR- CODE: 111984; + AUTO-TM; + AC	6 PK 2215
				ALT	FROM: 04.00; FROM MTR-NO: 002029; MTR- CODE: 111984; + MAN-TM; - AC	6 PK 2115
				ALT	FROM: 04.00; FROM MTR-NO: 002029; MTR- CODE: 111984; + MAN-TM; + AC	6 PK 2215
				ALT	FROM: 04.00; UNTIL MTR-NO: 000441; MTR- CODE: 111984; + AUTO-TM; - AC	6 PK 2100
				ALT	FROM: 04.00; UNTIL MTR-NO: 000441; MTR- CODE: 111984; + AUTO-TM; + AC	6 PK 2205
				ALT	FROM: 04.00; UNTIL MTR-NO: 002028; MTR- CODE: 111984; + MAN-TM; - AC	6 PK 2100
				ALT	FROM: 04.00; UNTIL MTR-NO: 002028; MTR- CODE: 111984; + MAN-TM; + AC	6 PK 2205
				ALT	UNTIL MTR-NO: 000441; MTR-CODE: 111979;111984; + AUTO-TM; - AC	6 PK 2100
				ALT	UNTIL MTR-NO: 000441; MTR-CODE: 111979;111984; + AUTO-TM; + AC	6 PK 2205
				ALT	UNTIL MTR-NO: 002028; MTR-CODE: 111979;111984; + MAN-TM; - AC	6 PK 2100
				ALT	UNTIL MTR-NO: 002028; MTR-CODE: 111979;111984; + MAN-TM; + AC	6 PK 2205

314 4x4

2295 ccm	105 kW	M 111.984	08.02 - 05.06	ALT	FROM MTR-NO: 000442; + AUTO-TM; - AC	6 PK 2115
				ALT	FROM MTR-NO: 000442; + AUTO-TM; + AC	6 PK 2215
				ALT	FROM MTR-NO: 002029; + MAN-TM; - AC	6 PK 2115
				ALT	FROM MTR-NO: 002029; + MAN-TM; + AC	6 PK 2215
				ALT	UNTIL MTR-NO: 000441; + AUTO-TM; - AC	6 PK 2100
				ALT	UNTIL MTR-NO: 000441; + AUTO-TM; + AC	6 PK 2205
				ALT	UNTIL MTR-NO: 002028; + MAN-TM; - AC	6 PK 2100
				ALT	UNTIL MTR-NO: 002028; + MAN-TM; + AC	6 PK 2205

308 CDI

2148 ccm	60 kW	OM 611.987	04.00 - 05.06	ALT	+ AC	6 PK 2270
				ALT	FROM CHA-NO.: R220798; - AC	6 PK 2260
				ALT	UNTIL CHA-NO.: R220797; - AC	6 PK 2191

311 CDI

2148 ccm	80 kW	OM 611.981	04.00 - 05.06	ALT	+ AC	6 PK 2270
				ALT	FROM CHA-NO.: R220798; - AC	6 PK 2260
				ALT	UNTIL CHA-NO.: R220797; - AC	6 PK 2191

311 CDI 4x4

2148 ccm	80 kW	OM 611.981	08.02 - 05.06	ALT	+ AC	6 PK 2270
				ALT	FROM CHA-NO.: R220798; - AC	6 PK 2260
				ALT	UNTIL CHA-NO.: R220797; - AC	6 PK 2191

313 CDI

2148 ccm	95 kW	OM 611.981	04.00 - 05.06	ALT	+ AC	6 PK 2270
				ALT	FROM CHA-NO.: R220798; - AC	6 PK 2260
				ALT	UNTIL CHA-NO.: R220797; - AC	6 PK 2191

313 CDI 4x4

2148 ccm	95 kW	OM 611.981	08.02 - 05.06	ALT	+ AC	6 PK 2270
				ALT	FROM CHA-NO.: R220798; - AC	6 PK 2260
				ALT	UNTIL CHA-NO.: R220797; - AC	6 PK 2191

308 D 2.3

2299 ccm	58 kW	OM 601.943	02.95 - 04.00	ALT	- AC	6 PK 2020
				ALT	+ AC	6 PK 2100

308 D 2.3

2299 ccm	60 kW	OM 601.943	11.96 - 04.00	ALT	- AC	6 PK 2020
----------	-------	------------	---------------	-----	------	------------------



MERCEDES-BENZ

SPRINTER 3-t Pritsche/Fahrgestell (903)

308 D 2.3

2299 ccm 60 kW OM 601.943 11.96 - 04.00 ALT + AC 6 PK 2100

316 CDI

2685 ccm 115 kW OM 612.981 04.00 - 05.06 ALT + AC 6 PK 2270
ALT FROM CHA-NO.: R220798; - AC 6 PK 2260
ALT UNTIL CHA-NO.: R220797; - AC 6 PK 2191

316 CDI 4x4

2685 ccm 115 kW OM 612.981 08.02 - 05.06 ALT + AC 6 PK 2270
ALT FROM CHA-NO.: R220798; - AC 6 PK 2260
ALT UNTIL CHA-NO.: R220797; - AC 6 PK 2191

310 D 2.9

2874 ccm 75 kW OM 602.980 01.97 - 04.00 ALT - AC 6 PK 2080
ALT + AC 6 PK 2140

312 D 2.9

2874 ccm 90 kW OM 602.980 02.95 - 04.00 ALT - AC 6 PK 2080
ALT + AC 6 PK 2140
ALT UNTIL: 04.95; + AC 6 PK 2145

SPRINTER 4-t Bus (904)

414

2295 ccm 105 kW M 111.979 02.96 - 05.06 ALT FROM MTR-NO: 000442; + AUTO-TM; - AC 6 PK 2115
ALT FROM MTR-NO: 000442; + AUTO-TM; + AC 6 PK 2215
ALT FROM MTR-NO: 002029; + MAN-TM; - AC 6 PK 2115
ALT FROM MTR-NO: 002029; + MAN-TM; + AC 6 PK 2215
ALT UNTIL MTR-NO: 000441; + AUTO-TM; - AC 6 PK 2100
ALT UNTIL MTR-NO: 000441; + AUTO-TM; + AC 6 PK 2205
ALT UNTIL MTR-NO: 002028; + MAN-TM; - AC 6 PK 2100
ALT UNTIL MTR-NO: 002028; + MAN-TM; + AC 6 PK 2205

408 CDI

2148 ccm 60 kW OM 611.987 04.00 - 05.06 ALT + AC 6 PK 2270
ALT FROM CHA-NO.: 220798; - AC 6 PK 2260
ALT UNTIL CHA-NO.: 220797; - AC 6 PK 2191

411 CDI

2148 ccm 80 kW OM 611.981 04.00 - 05.06 ALT + AC 6 PK 2270
ALT FROM CHA-NO.: R220798; - AC 6 PK 2260
ALT UNTIL CHA-NO.: R220797; - AC 6 PK 2191

413 CDI

2148 ccm 95 kW OM 611.981 04.00 - 05.06 ALT + AC 6 PK 2270
ALT FROM CHA-NO.: R220798; - AC 6 PK 2260
ALT UNTIL CHA-NO.: R220797; - AC 6 PK 2191

416 CDI

2685 ccm 115 kW OM 612.981 04.00 - 05.06 ALT + AC 6 PK 2270
ALT FROM CHA-NO.: R220798; - AC 6 PK 2260
ALT UNTIL CHA-NO.: R220797; - AC 6 PK 2191

SPRINTER 4-t Kasten (904)

414

2295 ccm 105 kW M 111.979 02.96 - 05.06 ALT FROM MTR-NO: 000442; + AUTO-TM; - AC 6 PK 2115
ALT FROM MTR-NO: 000442; + AUTO-TM; + AC 6 PK 2215
ALT FROM MTR-NO: 002029; + MAN-TM; - AC 6 PK 2115
ALT FROM MTR-NO: 002029; + MAN-TM; + AC 6 PK 2215
ALT UNTIL MTR-NO: 000441; + AUTO-TM; - AC 6 PK 2100
ALT UNTIL MTR-NO: 000441; + AUTO-TM; + AC 6 PK 2205
ALT UNTIL MTR-NO: 002028; + MAN-TM; - AC 6 PK 2100
ALT UNTIL MTR-NO: 002028; + MAN-TM; + AC 6 PK 2205

414 4x4

2295 ccm 105 kW M 111.979 05.97 - 05.06 ALT FROM MTR-NO: 000442; + AUTO-TM; - AC 6 PK 2115
ALT FROM MTR-NO: 000442; + AUTO-TM; + AC 6 PK 2215
ALT FROM MTR-NO: 002029; + MAN-TM; - AC 6 PK 2115
ALT FROM MTR-NO: 002029; + MAN-TM; + AC 6 PK 2215
ALT UNTIL MTR-NO: 000441; + AUTO-TM; - AC 6 PK 2100
ALT UNTIL MTR-NO: 000441; + AUTO-TM; + AC 6 PK 2205
ALT UNTIL MTR-NO: 002028; + MAN-TM; - AC 6 PK 2100
ALT UNTIL MTR-NO: 002028; + MAN-TM; + AC 6 PK 2205

408 CDI

2148 ccm 60 kW OM 611.987 04.00 - 05.06 ALT + AC 6 PK 2270
ALT FROM CHA-NO.: 220798; - AC 6 PK 2260



MERCEDES-BENZ

SPRINTER 4-t Kasten (904)

408 CDI

2148 ccm 60 kW OM 611.987 04.00 - 05.06 ALT UNTIL CHA-NO.: 220797; - AC 6 PK 2191

411 CDI

2148 ccm 80 kW OM 611.981 04.00 - 05.06 ALT + AC 6 PK 2270
ALT FROM CHA-NO.: R220798; - AC 6 PK 2260
ALT UNTIL CHA-NO.: R220797; - AC 6 PK 2191

411 CDI 4x4

2148 ccm 80 kW OM 611.981 04.00 - 05.06 ALT + AC 6 PK 2270
ALT FROM CHA-NO.: R220798; - AC 6 PK 2260
ALT UNTIL CHA-NO.: R220797; - AC 6 PK 2191

413 CDI

2148 ccm 95 kW OM 611.981 04.00 - 05.06 ALT + AC 6 PK 2270
ALT FROM CHA-NO.: R220798; - AC 6 PK 2260
ALT UNTIL CHA-NO.: R220797; - AC 6 PK 2191

413 CDI 4x4

2148 ccm 95 kW OM 611.981 04.00 - 05.06 ALT + AC 6 PK 2270
ALT FROM CHA-NO.: R220798; - AC 6 PK 2260
ALT UNTIL CHA-NO.: R220797; - AC 6 PK 2191

408 D

2299 ccm 58 kW OM 601.943 02.96 - 05.06 ALT - AC 6 PK 2020
ALT + AC 6 PK 2100

416 CDI

2685 ccm 115 kW OM 612.981 04.00 - 05.06 ALT + AC 6 PK 2270
ALT FROM CHA-NO.: R220798; - AC 6 PK 2260
ALT UNTIL CHA-NO.: R220797; - AC 6 PK 2191

416 CDI 4x4

2685 ccm 115 kW OM 612.981 04.00 - 05.06 ALT + AC 6 PK 2270
ALT FROM CHA-NO.: R220798; - AC 6 PK 2260
ALT UNTIL CHA-NO.: R220797; - AC 6 PK 2191

410 D

2874 ccm 75 kW OM 602.980 02.96 - 05.06 ALT FROM: 01.97; - AC 6 PK 2080
ALT FROM: 01.97; + AC 6 PK 2140

410 D 4x4

2874 ccm 75 kW OM 602.980 05.97 - 05.06 ALT - AC 6 PK 2080
ALT + AC 6 PK 2140

412 D

2874 ccm 85 kW OM 602.980 02.96 - 05.06 ALT - AC 6 PK 2080
ALT + AC 6 PK 2140

412 D 4x4

2874 ccm 85 kW OM 602.980 05.97 - 05.06 ALT - AC 6 PK 2080
ALT + AC 6 PK 2140

412 D

2874 ccm 90 kW OM 602.980 02.96 - 05.06 ALT - AC 6 PK 2080
ALT + AC 6 PK 2140

412 D 4x4

2874 ccm 90 kW OM 602.980 05.97 - 05.06 ALT - AC 6 PK 2080
ALT + AC 6 PK 2140

SPRINTER 4-t Pritsche/Fahrgestell (904)

414

2295 ccm 105 kW M 111.979 02.96 - 05.06 ALT FROM MTR-NO: 000442; MTR-CODE: 111979;111984; + AUTO-TM; - AC 6 PK 2115
ALT FROM MTR-NO: 000442; MTR-CODE: 111979;111984; + AUTO-TM; + AC 6 PK 2215
ALT FROM MTR-NO: 002029; MTR-CODE: 111979;111984; + MAN-TM; - AC 6 PK 2115
ALT FROM MTR-NO: 002029; MTR-CODE: 111979;111984; + MAN-TM; + AC 6 PK 2215
ALT FROM: 04.00; FROM MTR-NO: 000442; MTR-CODE: 111984; + AUTO-TM; - AC 6 PK 2115
ALT FROM: 04.00; FROM MTR-NO: 000442; MTR-CODE: 111984; + AUTO-TM; + AC 6 PK 2215
ALT FROM: 04.00; FROM MTR-NO: 002029; MTR-CODE: 111984; + MAN-TM; - AC 6 PK 2115
ALT FROM: 04.00; FROM MTR-NO: 002029; MTR-CODE: 111984; + MAN-TM; + AC 6 PK 2215
ALT FROM: 04.00; UNTIL MTR-NO: 000441; MTR-CODE: 111984; + AUTO-TM; - AC 6 PK 2100



MERCEDES-BENZ

SPRINTER 4-t Pritsche/Fahrgestell (904)

414

2295 ccm	105 kW	M 111.979	02.96 - 05.06	ALT	FROM: 04.00; UNTIL MTR-NO: 000441; MTR-CODE: 111984; + AUTO-TM; + AC	6 PK 2205
				ALT	FROM: 04.00; UNTIL MTR-NO: 002028; MTR-CODE: 111984; + MAN-TM; - AC	6 PK 2100
				ALT	FROM: 04.00; UNTIL MTR-NO: 002028; MTR-CODE: 111984; + MAN-TM; + AC	6 PK 2205
				ALT	UNTIL MTR-NO: 000441; MTR-CODE: 111979;111984; + AUTO-TM; - AC	6 PK 2100
				ALT	UNTIL MTR-NO: 000441; MTR-CODE: 111979;111984; + AUTO-TM; + AC	6 PK 2205
				ALT	UNTIL MTR-NO: 002028; MTR-CODE: 111979;111984; + MAN-TM; - AC	6 PK 2100
				ALT	UNTIL MTR-NO: 002028; MTR-CODE: 111979;111984; + MAN-TM; + AC	6 PK 2205

414 4x4

2295 ccm	105 kW	M 111.979	05.97 - 05.06	ALT	FROM MTR-NO: 000442; + AUTO-TM; - AC	6 PK 2115
				ALT	FROM MTR-NO: 000442; + AUTO-TM; + AC	6 PK 2215
				ALT	FROM MTR-NO: 002029; + MAN-TM; - AC	6 PK 2115
				ALT	FROM MTR-NO: 002029; + MAN-TM; + AC	6 PK 2215
				ALT	UNTIL MTR-NO: 000441; + AUTO-TM; - AC	6 PK 2100
				ALT	UNTIL MTR-NO: 000441; + AUTO-TM; + AC	6 PK 2205
				ALT	UNTIL MTR-NO: 002028; + MAN-TM; - AC	6 PK 2100
				ALT	UNTIL MTR-NO: 002028; + MAN-TM; + AC	6 PK 2205

408 CDI

2148 ccm	60 kW	OM 611.987	04.00 - 05.06	ALT	+ AC	6 PK 2270
				ALT	FROM CHA-NO.: R220798; - AC	6 PK 2260
				ALT	UNTIL CHA-NO.: R220797; - AC	6 PK 2191

411 CDI

2148 ccm	80 kW	OM 611.981	04.00 - 05.06	ALT	+ AC	6 PK 2270
				ALT	FROM CHA-NO.: R220798; - AC	6 PK 2260
				ALT	UNTIL CHA-NO.: R220797; - AC	6 PK 2191

411 CDI 4x4

2148 ccm	80 kW	OM 611.981	04.00 - 05.06	ALT	+ AC	6 PK 2270
				ALT	FROM CHA-NO.: R220798; - AC	6 PK 2260
				ALT	UNTIL CHA-NO.: R220797; - AC	6 PK 2191

413 CDI

2148 ccm	95 kW	OM 611.981	04.00 - 05.06	ALT	+ AC	6 PK 2270
				ALT	FROM CHA-NO.: R220798; - AC	6 PK 2260
				ALT	UNTIL CHA-NO.: R220797; - AC	6 PK 2191

413 CDI 4x4

2148 ccm	95 kW	OM 611.981	04.00 - 05.06	ALT	+ AC	6 PK 2270
				ALT	FROM CHA-NO.: R220798; - AC	6 PK 2260
				ALT	UNTIL CHA-NO.: R220797; - AC	6 PK 2191

408 D

2299 ccm	58 kW	OM 601.943	02.96 - 05.06	ALT	- AC	6 PK 2020
				ALT	+ AC	6 PK 2100

416 CDI

2685 ccm	115 kW	OM 612.981	04.00 - 05.06	ALT	+ AC	6 PK 2270
				ALT	FROM CHA-NO.: R220798; - AC	6 PK 2260
				ALT	UNTIL CHA-NO.: R220797; - AC	6 PK 2191

416 CDI 4x4

2685 ccm	115 kW	OM 612.981	04.00 - 05.06	ALT	+ AC	6 PK 2270
				ALT	FROM CHA-NO.: R220798; - AC	6 PK 2260
				ALT	UNTIL CHA-NO.: R220797; - AC	6 PK 2191

410 D

2874 ccm	75 kW	OM 602.980	02.96 - 05.06	ALT	FROM: 01.97; - AC	6 PK 2080
				ALT	FROM: 01.97; + AC	6 PK 2140

410 D 4x4

2874 ccm	75 kW	OM 602.980	05.97 - 05.06	ALT	- AC	6 PK 2080
				ALT	+ AC	6 PK 2140

412 D

2874 ccm	85 kW	OM 602.980	02.96 - 05.06	ALT	- AC	6 PK 2080
				ALT	+ AC	6 PK 2140

412 D 4x4

2874 ccm	85 kW	OM 602.980	05.97 - 05.06	ALT	- AC	6 PK 2080
				ALT	+ AC	6 PK 2140



MERCEDES-BENZ

SPRINTER 4-t Pritsche/Fahrgestell (904)

412 D							
2874 ccm	90 kW	OM 602.980	02.96 - 05.06	ALT	- AC		6 PK 2080
				ALT	+ AC		6 PK 2140
412 D 4x4							
2874 ccm	90 kW	OM 602.980	05.97 - 05.06	ALT	- AC		6 PK 2080
				ALT	+ AC		6 PK 2140

SPRINTER 3-t Bus (906)

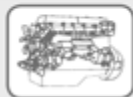
224 (906.713)							
3498 ccm	190 kW	M 272.979	06.06 -	ALT			6 PK 2404
210 CDI (906.711, 906.713)							
2143 ccm	70 kW	OM 651.955	03.09 -	ALT	- AC		6 PK 2080
				ALT	+ AC		6 PK 2140
211 CDI (906.711, 906.713)							
2148 ccm	80 kW	OM 646.985	06.06 -	ALT	- ENG-PTO		6 PK 2260
				ALT	+ ENG-PTO		6 PK 2285
215 CDI (906.711, 906.713)							
2148 ccm	110 kW	OM 646.989;OM 646.990	06.06 -	ALT	- ENG-PTO		6 PK 2260
				ALT	+ ENG-PTO		6 PK 2285

SPRINTER 3-t Kasten (906)

224 (906.613)							
3498 ccm	190 kW	M 272.979	06.06 -	ALT			6 PK 2404
209 CDI (906.611, 906.613)							
2148 ccm	65 kW	OM 646.984	06.06 -	ALT	- ENG-PTO		6 PK 2260
				ALT	+ ENG-PTO		6 PK 2285
210 CDI (906.611, 906.613)							
2143 ccm	70 kW	OM 651.955	03.09 -	ALT			6 PK 2215
211 CDI (906.611, 906.613)							
2148 ccm	80 kW	OM 646.985	06.06 -	ALT	- ENG-PTO		6 PK 2260
				ALT	+ ENG-PTO		6 PK 2285
213 CDI (906.611, 906.613)							
2148 ccm	95 kW	OM 646.986	06.06 -	ALT	- ENG-PTO		6 PK 2260
				ALT	+ ENG-PTO		6 PK 2285
215 CDI (906.611, 906.613)							
2148 ccm	110 kW	OM 646.989;OM 646.990	06.06 -	ALT	- ENG-PTO		6 PK 2260
				ALT	+ ENG-PTO		6 PK 2285
216 CDI (906.611, 906.613)							
2143 ccm	120 kW	OM 651.957	03.09 -	ALT			6 PK 2215
218 CDI (906.611, 906.613)							
2987 ccm	135 kW	OM 642.896;OM 642.992	06.06 -	ALT	- ENG-PTO		7 PK 2035
				FAN	OE-NO.: 0019933896		6 EPK 691
219 CDI (906.611, 906.613)							
2987 ccm	140 kW	OM 642.896;OM 642.992	03.09 -	ALT	- ENG-PTO		7 PK 2035

SPRINTER 3-t Pritsche/Fahrgestell (906)

224 (906.113, 906.213)							
3498 ccm	190 kW	M 272.979	06.06 -	ALT			6 PK 2404
209 CDI (906.111, 906.113, 906.211, 906.213)							
2148 ccm	65 kW	OM 646.984	06.06 -	ALT	- ENG-PTO		6 PK 2260
				ALT	+ ENG-PTO		6 PK 2285
210 CDI (906.111, 906.113, 906.211, 906.213)							
2143 ccm	70 kW	OM 651.955	03.09 -	ALT	MTR-CODE: 651955		6 PK 2215
211 CDI (906.111, 906.113, 906.211, 906.213)							
2148 ccm	80 kW	OM 646.985	06.06 -	ALT	- ENG-PTO		6 PK 2260
				ALT	+ ENG-PTO		6 PK 2285
213 CDI (906.111, 906.113, 906.211, 906.213)							
2143 ccm	95 kW	OM 651.956	03.09 -	ALT	MTR-CODE: 651956		6 PK 2215
213 CDI (906.111, 906.113, 906.211, 906.213)							
2148 ccm	95 kW	OM 646.986	06.06 -	ALT	- ENG-PTO		6 PK 2260
				ALT	+ ENG-PTO		6 PK 2285
215 CDI (906.111, 906.113, 906.211, 906.213)							
2148 ccm	110 kW	OM 646.989;OM 646.990	06.06 -	ALT	MTR-CODE: 646989; - ENG-PTO		6 PK 2260
				ALT	MTR-CODE: 646989; + ENG-PTO		6 PK 2285
216 CDI (906.111, 906.113, 906.211, 906.213)							
2143 ccm	120 kW	OM 651.957	03.09 -	ALT	MTR-CODE: 651957		6 PK 2215



MERCEDES-BENZ

SPRINTER 3-t Pritsche/Fahrgestell (906)

218 CDI (906.111, 906.113, 906.211, 906.213)

2987 ccm	135 kW	OM 642.896;OM 642.992;OM 642.993	06.06 -	ALT	MTR-CODE: 642896; - ENG-PTO	7 PK 2035
				ALT FAN	MTR-CODE: 642992; - ENG-PTO OE-NO.: 0019933896	7 PK 2035 6 EPK 691

219 CDI (906.111, 906.113, 906.211, 906.213)

2987 ccm	140 kW	OM 642.896;OM 642.992	03.09 -	ALT	MTR-CODE: 642992; - ENG-PTO	7 PK 2035
----------	--------	-----------------------	---------	-----	-----------------------------	-----------

SPRINTER 3,5-t Bus (906)

324 (906.733, 906.735)

3498 ccm	190 kW	M 272.979	06.06 -	ALT		6 PK 2404
----------	--------	-----------	---------	-----	--	-----------

310 CDI (906.731, 906.733, 906.735)

2143 ccm	70 kW	OM 651.955	03.09 -	ALT		6 PK 2215
----------	-------	------------	---------	-----	--	-----------

311 CDI (906.731, 906.733, 906.735)

2148 ccm	80 kW	OM 646.985	06.06 -	ALT	- ENG-PTO	6 PK 2260
				ALT	+ ENG-PTO	6 PK 2285

311 CDI 4x4 (906.731, 906.733, 906.735)

2148 ccm	80 kW	OM 646.985	02.08 -	ALT	- ENG-PTO	6 PK 2260
				ALT	+ ENG-PTO	6 PK 2285

315 CDI (906.731, 906.733, 906.735)

2148 ccm	110 kW	OM 646.989;OM 646.990	06.06 -	ALT	- ENG-PTO	6 PK 2260
				ALT	+ ENG-PTO	6 PK 2285

315 CDI 4x4 (906.731, 906.733, 906.735)

2148 ccm	110 kW	OM 646.989;OM 646.990	02.08 -	ALT	- ENG-PTO	6 PK 2260
				ALT	+ ENG-PTO	6 PK 2285

318 CDI 4x4 (906.731, 906.733, 906.735)

2987 ccm	135 kW	OM 642.896;OM 642.992;OM 642.993	02.08 -	ALT	- ENG-PTO	7 PK 2035
----------	--------	----------------------------------	---------	-----	-----------	-----------

SPRINTER 3,5-t Kasten (906)

324 (906.633, 906.635, 906.637)

3498 ccm	190 kW	M 272.979	06.06 -	ALT		6 PK 2404
----------	--------	-----------	---------	-----	--	-----------

309 CDI (906.631, 906.633, 906.635, 906.637)

2148 ccm	65 kW	OM 646.984	06.06 -	ALT	- ENG-PTO	6 PK 2260
				ALT	+ ENG-PTO	6 PK 2285

310 CDI (906.631, 906.633, 906.635, 906.637)

2143 ccm	70 kW	OM 651.955	03.09 -	ALT		6 PK 2215
----------	-------	------------	---------	-----	--	-----------

311 CDI (906.631, 906.633, 906.635, 906.637)

2148 ccm	80 kW	OM 646.985	06.06 -	ALT	- ENG-PTO	6 PK 2260
				ALT	+ ENG-PTO	6 PK 2285

311 CDI 4x4 (906.631, 906.633, 906.635, 906.637)

2148 ccm	80 kW	OM 646.985	02.08 -	ALT	- ENG-PTO	6 PK 2260
				ALT	+ ENG-PTO	6 PK 2285

313 CDI (906.631, 906.633, 906.635, 906.637)

2148 ccm	95 kW	OM 646.986	06.06 -	ALT	- ENG-PTO	6 PK 2260
				ALT	+ ENG-PTO	6 PK 2285

315 CDI (906.631, 906.633, 906.635, 906.637)

2148 ccm	110 kW	OM 646.989;OM 646.990	06.06 -	ALT	- ENG-PTO	6 PK 2260
				ALT	+ ENG-PTO	6 PK 2285

315 CDI 4x4 (906.631, 906.633, 906.635, 906.637)

2148 ccm	110 kW	OM 646.989;OM 646.990	02.08 -	ALT	- ENG-PTO	6 PK 2260
				ALT	+ ENG-PTO	6 PK 2285

316 CDI (906.631, 906.633, 906.635, 906.637)

2143 ccm	120 kW	OM 651.957	03.09 -	ALT		6 PK 2215
----------	--------	------------	---------	-----	--	-----------

316 CDI 4x4 (906.631, 906.633, 906.635, 906.637)

2143 ccm	120 kW	OM 651.957	03.09 -	ALT		6 PK 2215
----------	--------	------------	---------	-----	--	-----------

318 CDI (906.631, 906.633, 906.635, 906.637)

2987 ccm	135 kW	OM 642.896;OM 642.992;OM 642.993	06.06 -	ALT	- ENG-PTO	7 PK 2035
				FAN	OE-NO.: 0019933896	6 EPK 691

318 CDI 4x4 (906.631, 906.633, 906.635, 906.637)

2987 ccm	135 kW	OM 642.896;OM 642.992;OM 642.993	02.08 -	ALT	- ENG-PTO	7 PK 2035
----------	--------	----------------------------------	---------	-----	-----------	-----------

319 CDI (906.631, 906.633, 906.635, 906.637)

2987 ccm	140 kW	OM 642.896;OM 642.898;OM 642.992	03.09 -	ALT	- ENG-PTO	7 PK 2035
----------	--------	----------------------------------	---------	-----	-----------	-----------



MERCEDES-BENZ

SPRINTER 3,5 Pritsche/Fahrgestell (906)

324 (906.133, 906.135, 906.233, 906.235)

3498 ccm	190 kW	M 272.979	06.06 -	ALT		6 PK 2404
----------	--------	-----------	---------	-----	--	-----------

309 CDI (906.131, 906.133, 906.135, 906.231, 906.233...)

2148 ccm	65 kW	OM 646.984	06.06 -	ALT	- ENG-PTO	6 PK 2260
				ALT	+ ENG-PTO	6 PK 2285

310 CDI (906.131, 906.133, 906.135, 906.231, 906.233...)

2143 ccm	70 kW	OM 651.955	03.09 -	ALT	MTR-CODE: 651955	6 PK 2215
----------	-------	------------	---------	-----	------------------	-----------

311 CDI (906.131, 906.133, 906.135, 906.231, 906.233...)

2148 ccm	80 kW	OM 646.985	06.06 -	ALT	- ENG-PTO	6 PK 2260
				ALT	+ ENG-PTO	6 PK 2285

311 CDI 4x4 (906.131, 906.133, 906.135, 906.231...)

2148 ccm	80 kW	OM 646.985	02.08 -	ALT	- ENG-PTO	6 PK 2260
				ALT	+ ENG-PTO	6 PK 2285

313 CDI (906.131, 906.133, 906.135, 906.231, 906.233...)

2148 ccm	95 kW	OM 646.986	06.06 -	ALT	- ENG-PTO	6 PK 2260
				ALT	+ ENG-PTO	6 PK 2285

315 CDI (906.131, 906.133, 906.135, 906.231, 906.233...)

2148 ccm	110 kW	OM 646.989;OM 646.990	06.06 -	ALT	- ENG-PTO	6 PK 2260
				ALT	+ ENG-PTO	6 PK 2285

315 CDI 4x4 (906.131, 906.133, 906.135, 906.231...)

2148 ccm	110 kW	OM 646.989;OM 646.990	02.08 -	ALT	- ENG-PTO	6 PK 2260
				ALT	+ ENG-PTO	6 PK 2285

316 CDI (906.131, 906.133, 906.135, 906.231, 906.233...)

2143 ccm	120 kW	OM 651.957	03.09 -	ALT	MTR-CODE: 651957	6 PK 2215
----------	--------	------------	---------	-----	------------------	-----------

316 CDI 4x4 (906.131, 906.133, 906.135, 906.231...)

2143 ccm	120 kW	OM 651.957	03.09 -	ALT	MTR-CODE: 651957	6 PK 2215
----------	--------	------------	---------	-----	------------------	-----------

318 CDI (906.131, 906.133, 906.135, 906.231, 906.233...)

2987 ccm	135 kW	OM 642.896;OM 642.992;OM 642.993	06.06 -	ALT	MTR-CODE: 642896; - ENG-PTO	7 PK 2035
----------	--------	----------------------------------	---------	-----	-----------------------------	-----------

				ALT	MTR-CODE: 642896;642992; - ENG-PTO	7 PK 2035
				FAN	OE-NO.: 0019933896	6 EPK 691

318 CDI 4x4 (906.131, 906.133, 906.135, 906.231...)

2987 ccm	135 kW	OM 642.896;OM 642.992;OM 642.993	02.08 -	ALT	MTR-CODE: 642896; - ENG-PTO	7 PK 2035
----------	--------	----------------------------------	---------	-----	-----------------------------	-----------

				ALT	MTR-CODE: 642992; - ENG-PTO	7 PK 2035
--	--	--	--	-----	-----------------------------	-----------

319 CDI (906.131, 906.133, 906.135, 906.231, 906.233...)

2987 ccm	140 kW	OM 642.896;OM 642.898;OM 642.992	03.09 -	ALT	MTR-CODE: 642992; - ENG-PTO	7 PK 2035
----------	--------	----------------------------------	---------	-----	-----------------------------	-----------

SPRINTER 4,6-t Kasten (906)

424 (906.953, 906.655, 906.657)

3498 ccm	190 kW	M 272.979	06.06 -	ALT		6 PK 2404
----------	--------	-----------	---------	-----	--	-----------

413 CDI (906.653, 906.655, 906.657)

2148 ccm	95 kW	OM 646.986	06.06 -	ALT		6 PK 2215
----------	-------	------------	---------	-----	--	-----------

416 CDI (906.653, 906.655, 906.657)

2143 ccm	120 kW	OM 651.957	03.09 -	ALT		6 PK 2215
----------	--------	------------	---------	-----	--	-----------

419 CDI (906.653, 906.655, 906.657)

2987 ccm	140 kW	OM 642.992	03.09 -	ALT	- ENG-PTO	7 PK 2035
----------	--------	------------	---------	-----	-----------	-----------

SPRINTER 4,6-t Pritsche/Fahrgestell (906)

424 (906.153, 906.155, 906.253, 906.255)

3498 ccm	190 kW	M 272.979	06.06 -	ALT	MTR-CODE: 272979	6 PK 2404
----------	--------	-----------	---------	-----	------------------	-----------

413 CDI (906.153, 906.155, 906.253, 906.255)

2148 ccm	95 kW	OM 646.986	06.06 -	ALT	MTR-CODE: 651956	6 PK 2215
----------	-------	------------	---------	-----	------------------	-----------

415 CDI (906.153, 906.155, 906.253, 906.255)

2148 ccm	110 kW	OM 646.989;OM 646.990	06.06 -	ALT	MTR-CODE: 646990; - ENG-PTO	6 PK 2260
				ALT	MTR-CODE: 646990; + ENG-PTO	6 PK 2285

416 CDI (906.153, 906.155, 906.253, 906.255)

2143 ccm	120 kW	OM 651.957	03.09 -	ALT	MTR-CODE: 651957	6 PK 2215
----------	--------	------------	---------	-----	------------------	-----------

418 CDI (906.153, 906.155, 906.253, 906.255)

2987 ccm	135 kW	OM 642.896;OM 642.992;OM 642.993	06.06 -	ALT	MTR-CODE: 642896; - ENG-PTO	7 PK 2035
----------	--------	----------------------------------	---------	-----	-----------------------------	-----------

				ALT	MTR-CODE: 642896;642992; - ENG-PTO	7 PK 2035
--	--	--	--	-----	------------------------------------	-----------

				ALT	MTR-CODE: 642992; - ENG-PTO	7 PK 2035
--	--	--	--	-----	-----------------------------	-----------

419 CDI (906.153, 906.155, 906.253, 906.255)

2987 ccm	140 kW	OM 642.896;OM 642.898;OM 642.992	03.09 -	ALT	MTR-CODE: 642992; - ENG-PTO	7 PK 2035
----------	--------	----------------------------------	---------	-----	-----------------------------	-----------



MERCEDES-BENZ

SPRINTER 5-t Kasten (906)

524 (906.653, 906.655, 906.657)

3498 ccm 190 kW M 272.979 06.06 - ALT 6 PK 2404

509 CDI (906.653, 906.655, 906.657)

2148 ccm 65 kW OM 646.984 06.06 - ALT - ENG-PTO 6 PK 2260
ALT + ENG-PTO 6 PK 2285

510 CDI (906.653, 906.655, 906.657)

2143 ccm 70 kW OM 651.955 03.09 - ALT 6 PK 2215

511 CDI (906.653, 906.655, 906.657)

2148 ccm 80 kW OM 646.985 06.06 - ALT - ENG-PTO 6 PK 2260
ALT + ENG-PTO 6 PK 2285

513 CDI (906.653, 906.655, 906.657)

2148 ccm 95 kW OM 646.986 06.06 - ALT FROM: 03.09; - ENG-PTO 6 PK 2260
ALT FROM: 03.09; + ENG-PTO 6 PK 2285

515 CDI (906.653, 906.655, 906.657)

2148 ccm 110 kW OM 646.989;OM 646.990 06.06 - ALT - ENG-PTO 6 PK 2260
ALT + ENG-PTO 6 PK 2285

516 CDI (906.653, 906.655, 906.657)

2143 ccm 120 kW OM 651.957 03.09 - ALT 6 PK 2215

518 CDI (906.653, 906.655, 906.657)

2987 ccm 135 kW OM 642.896;OM 642.992;OM 642.993 06.06 - ALT - ENG-PTO 7 PK 2035
FAN OE-NO.: 0019933896 6 EPK 691

519 CDI (906.653, 906.655, 906.657)

2987 ccm 140 kW OM 642.896;OM 642.898;OM 642.992 03.09 - ALT - ENG-PTO 7 PK 2035

SPRINTER 5-t Pritsche/Fahrgestell (906)

524 (906.153, 906.155, 906.253, 906.255)

3498 ccm 190 kW M 272.979 06.06 - ALT 6 PK 2404

509 CDI (906.153, 906.155, 906.253, 906.255)

2148 ccm 65 kW OM 646.984 06.06 - ALT - ENG-PTO 6 PK 2260
ALT + ENG-PTO 6 PK 2285

510 CDI (906.153, 906.155, 906.253, 906.255)

2143 ccm 70 kW OM 651.955 03.09 - ALT MTR-CODE: 651955 6 PK 2215

511 CDI (906.153, 906.155, 906.253, 906.255)

2148 ccm 80 kW OM 646.985 06.06 - ALT - ENG-PTO 6 PK 2260
ALT + ENG-PTO 6 PK 2285

513 CDI (906.135, 906.155, 906.253, 906.255)

2148 ccm 95 kW OM 646.986 06.06 - ALT FROM: 03.09; - ENG-PTO 6 PK 2260
ALT FROM: 03.09; + ENG-PTO 6 PK 2285

515 CDI (906.153, 906.155, 906.253, 906.255)

2148 ccm 110 kW OM 646.989;OM 646.990 06.06 - ALT - ENG-PTO 6 PK 2260
ALT + ENG-PTO 6 PK 2285

516 CDI (906.153, 906.155, 906.253, 906.255)

2143 ccm 120 kW OM 651.957 03.09 - ALT MTR-CODE: 651957 6 PK 2215

518 CDI (906.153, 906.155, 906.253, 906.255)

2987 ccm 135 kW OM 642.896;OM 642.992;OM 642.993 06.06 - ALT MTR-CODE: 642896; - ENG-PTO 7 PK 2035
FAN OE-NO.: 0019933896 6 EPK 691

519 CDI (906.153, 906.155, 906.253, 906.255)

2987 ccm 140 kW OM 642.896;OM 642.898;OM 642.992 03.09 - ALT MTR-CODE: 642992; - ENG-PTO 7 PK 2035

T1 Bus (601)

208 2.3

2307 ccm 63 kW M 115.955;M 115.972 05.77 - 12.82 ALT AVX 10 x 940

210 2.3

2298 ccm 70 kW M 102.942 07.82 - 01.90 ALT - AC; - PS; + V-PUL 6 PK 1015
ALT + AC; - PS; + V-PUL 6 PK 1885
ALT + AC; + PS; + V-PUL 6 PK 1980
ALT + PS; - AC; + V-PUL 6 PK 1885

210 2.3

2298 ccm 77 kW M 102.945 05.89 - 02.96 ALT FROM: 09.89; - AC; - PS; + V-PUL 6 PK 1015
ALT FROM: 09.89; + AC; - PS; + V-PUL 6 PK 1885
ALT FROM: 09.89; + AC; + PS; + V-PUL 6 PK 1980
ALT FROM: 09.89; + PS; - AC; + V-PUL 6 PK 1885



MERCEDES-BENZ

T1 Bus (601)

208 D 2.3

2299 ccm	58 kW	OM 601.940	10.88 - 02.96	ALT	UNTIL: 12.89	AVX 10 x 940
				ALT	+ AC; + PS	6 PK 2080
				ALT	FROM MTR-NO: 253307; - AC; - PS	6 PK 995
				ALT	FROM MTR-NO: 253307; + AC; - PS	6 PK 2020
				ALT	FROM MTR-NO: 253307; + PS; - AC	6 PK 1980
				ALT	UNTIL MTR-NO: 253306; - AC; - PS	6 PK 1015
				ALT	UNTIL MTR-NO: 253306; + AC; - PS	6 PK 2030
				ALT	UNTIL MTR-NO: 253306; + PS; - AC	6 PK 2000

208 D 2.3

2299 ccm	60 kW	OM 601.940	10.88 - 02.96	ALT	UNTIL: 12.89	AVX 10 x 940
----------	-------	------------	---------------	-----	--------------	--------------

207 D 2.4

2404 ccm	48 kW	OM 616.917;OM 616.934	05.77 - 12.82	ALT	FROM MTR-NO: 25905917	AVX 13 x 1030
				ALT	UNTIL MTR-NO: 25904917	AVX 10 x 970

207 D 2.4

2376 ccm	53 kW		07.82 - 01.90	ALT	FROM MTR-NO: 25905917	AVX 13 x 1030
----------	-------	--	---------------	-----	-----------------------	---------------

210 D 2.8

2874 ccm	70 kW	OM 602.940	11.88 - 02.96	ALT	FROM: 09.89; + AC; + PS	6 PK 2080
				ALT	FROM: 09.89; FROM MTR-NO: 253307; + AC; - PS	6 PK 2020
				ALT	FROM: 09.89; FROM MTR-NO: 253308; - AC; - PS	6 PK 995
				ALT	FROM: 09.89; FROM MTR-NO: 253308; + PS; - AC	6 PK 1980
				ALT	FROM: 09.89; UNTIL MTR-NO: 253306; + AC; - PS	6 PK 2030
				ALT	FROM: 09.89; UNTIL MTR-NO: 253307; - AC; - PS	6 PK 1015
				ALT	FROM: 09.89; UNTIL MTR-NO: 253307; + PS; - AC	6 PK 2000

T1 Kasten (601)

210 2.3

2298 ccm	70 kW	M 102.942;M 102.946	07.82 - 02.96	ALT		AVX 10 x 1000
				ALT	- AC; - PS; + V-PUL	6 PK 1015
				ALT	+ AC; - PS; + V-PUL	6 PK 1885
				ALT	+ AC; + PS; + V-PUL	6 PK 1980
				ALT	+ PS; - AC; + V-PUL	6 PK 1885

210 2.3

2298 ccm	77 kW	M 102.945	05.89 - 02.96	ALT	FROM: 09.89; - AC; - PS; + V-PUL	6 PK 1015
				ALT	FROM: 09.89; + AC; - PS; + V-PUL	6 PK 1885
				ALT	FROM: 09.89; + AC; + PS; + V-PUL	6 PK 1980
				ALT	FROM: 09.89; + PS; - AC; + V-PUL	6 PK 1885

208 D 2.3

2299 ccm	58 kW	OM 601.940	11.88 - 02.96	ALT	+ AC; + PS	6 PK 2080
				ALT	FROM MTR-NO: 253307; - AC; - PS	6 PK 995
				ALT	FROM MTR-NO: 253307; + AC; - PS	6 PK 2020
				ALT	FROM MTR-NO: 253307; + PS; - AC	6 PK 1980
				ALT	UNTIL MTR-NO: 253306; - AC; - PS	6 PK 1015
				ALT	UNTIL MTR-NO: 253306; + AC; - PS	6 PK 2030
				ALT	UNTIL MTR-NO: 253306; + PS; - AC	6 PK 2000

208 D 2.3

2299 ccm	60 kW	OM 601.940	10.88 - 02.96	ALT	+ AC; + PS	6 PK 2080
				ALT	FROM MTR-NO: 253307; - AC; - PS	6 PK 995
				ALT	FROM MTR-NO: 253307; + AC; - PS	6 PK 2020
				ALT	FROM MTR-NO: 253307; + PS; - AC	6 PK 1980
				ALT	UNTIL MTR-NO: 253306; - AC; - PS	6 PK 1015
				ALT	UNTIL MTR-NO: 253306; + AC; - PS	6 PK 2030
				ALT	UNTIL MTR-NO: 253306; + PS; - AC	6 PK 2000

207 D 2.4

2399 ccm	53 kW	OM 616.937;OM 616.939	06.82 - 01.90	ALT	FROM: 09.82; UNTIL: 01.89	AVX 13 x 1030
----------	-------	-----------------------	---------------	-----	---------------------------	---------------

210 D 2.8

2874 ccm	70 kW	OM 602.940	10.88 - 02.96	ALT	FROM: 09.89; + AC; + PS	6 PK 2080
				ALT	FROM: 09.89; FROM MTR-NO: 253307; + AC; - PS	6 PK 2020
				ALT	FROM: 09.89; FROM MTR-NO: 253308; - AC; - PS	6 PK 995
				ALT	FROM: 09.89; FROM MTR-NO: 253308; + PS; - AC	6 PK 1980



MERCEDES-BENZ

T1 Kasten (601)

210 D 2.8

2874 ccm	70 kW	OM 602.940	10.88 - 02.96	ALT	FROM: 09.89; UNTIL MTR-NO: 253306; + AC; - PS	6 PK 2030
				ALT	FROM: 09.89; UNTIL MTR-NO: 253307; - AC; - PS	6 PK 1015
				ALT	FROM: 09.89; UNTIL MTR-NO: 253307; + PS; - AC	6 PK 2000

T1 Pritsche/Fahrgestell (601)

210 2.3

2298 ccm	70 kW	M 102.942	04.77 - 10.89	ALT	FROM: 08.81; - AC; - PS; + V-PUL	6 PK 1015
				ALT	FROM: 08.81; + AC; - PS; + V-PUL	6 PK 1885
				ALT	FROM: 08.81; + AC; + PS; + V-PUL	6 PK 1980
				ALT	FROM: 08.81; + PS; - AC; + V-PUL	6 PK 1885

210 2.3

2307 ccm	63 kW	M 115.955	04.77 - 10.89	ALT		AVX 10 x 1000
----------	-------	-----------	---------------	-----	--	----------------------

208 D 2.3

2299 ccm	58 kW	OM 601.940	11.88 - 02.96	ALT	FROM: 09.89; + AC; + PS	6 PK 2080
				ALT	FROM: 09.89; FROM MTR-NO: 253307; - AC; - PS	6 PK 995
				ALT	FROM: 09.89; FROM MTR-NO: 253307; + AC; - PS	6 PK 2020
				ALT	FROM: 09.89; FROM MTR-NO: 253307; + PS; - AC	6 PK 1980
				ALT	FROM: 09.89; UNTIL MTR-NO: 253306; - AC; - PS	6 PK 1015
				ALT	FROM: 09.89; UNTIL MTR-NO: 253306; + AC; - PS	6 PK 2030
				ALT	FROM: 09.89; UNTIL MTR-NO: 253306; + PS; - AC	6 PK 2000

208 D 2.3

2299 ccm	60 kW	OM 601.940	06.89 - 02.96	ALT	UNTIL: 12.89	AVX 10 x 940
				ALT	+ AC; + PS	6 PK 2080
				ALT	FROM MTR-NO: 253307; - AC; - PS	6 PK 995
				ALT	FROM MTR-NO: 253307; + AC; - PS	6 PK 2020
				ALT	FROM MTR-NO: 253307; + PS; - AC	6 PK 1980
				ALT	UNTIL MTR-NO: 253306; - AC; - PS	6 PK 1015
				ALT	UNTIL MTR-NO: 253306; + AC; - PS	6 PK 2030
				ALT	UNTIL MTR-NO: 253306; + PS; - AC	6 PK 2000

207 D 2.4

2399 ccm	53 kW	OM 616.937	12.77 - 10.89	ALT	UNTIL MTR-NO: 025904917;040553934	AVX 10 x 960
----------	-------	------------	---------------	-----	-----------------------------------	---------------------

207 D 2.4

2404 ccm	48 kW	OM 616.917	04.77 - 12.82	ALT	FROM MTR-NO: 25905917	AVX 13 x 1030
				ALT	UNTIL MTR-NO: 25904917	AVX 10 x 970

210 D 2.9

2874 ccm	70 kW	OM 602.940	11.88 - 02.96	ALT	FROM: 09.89; + AC; + PS	6 PK 2080
				ALT	FROM: 09.89; FROM MTR-NO: 253307; + AC; - PS	6 PK 2020
				ALT	FROM: 09.89; FROM MTR-NO: 253308; - AC; - PS	6 PK 995
				ALT	FROM: 09.89; FROM MTR-NO: 253308; + PS; - AC	6 PK 1980
				ALT	FROM: 09.89; UNTIL MTR-NO: 253306; + AC; - PS	6 PK 2030
				ALT	FROM: 09.89; UNTIL MTR-NO: 253307; - AC; - PS	6 PK 1015
				ALT	FROM: 09.89; UNTIL MTR-NO: 253307; + PS; - AC	6 PK 2000

T1 Bus (602)

308 D 2.3

2299 ccm	58 kW	OM 601.940	05.90 - 02.96	ALT	+ AC; + PS	6 PK 2080
				ALT	FROM MTR-NO: 253307; - AC; - PS	6 PK 995
				ALT	FROM MTR-NO: 253307; + AC; - PS	6 PK 2020
				ALT	FROM MTR-NO: 253307; + PS; - AC	6 PK 1980
				ALT	UNTIL MTR-NO: 253306; - AC; - PS	6 PK 1015
				ALT	UNTIL MTR-NO: 253306; + AC; - PS	6 PK 2030
				ALT	UNTIL MTR-NO: 253306; + PS; - AC	6 PK 2000

308 D 2.3

2299 ccm	60 kW	OM 601.940	06.89 - 02.96	ALT	UNTIL: 12.89	AVX 10 x 940
				ALT	+ AC; + PS	6 PK 2080



MERCEDES-BENZ

T1 Bus (602)

308 D 2.3

2299 ccm	60 kW	OM 601.940	06.89 - 02.96	ALT	FROM MTR-NO: 253307; - AC; - PS	6 PK 995
				ALT	FROM MTR-NO: 253307; + AC; - PS	6 PK 2020
				ALT	FROM MTR-NO: 253307; + PS; - AC	6 PK 1980
				ALT	UNTIL MTR-NO: 253306; - AC; - PS	6 PK 1015
				ALT	UNTIL MTR-NO: 253306; + AC; - PS	6 PK 2030
				ALT	UNTIL MTR-NO: 253306; + PS; - AC	6 PK 2000

310 D 2.9

2874 ccm	70 kW	OM 602.940	06.89 - 02.96	ALT	+ AC; + PS	6 PK 2080
				ALT	FROM MTR-NO: 253307; + AC; - PS	6 PK 2020
				ALT	FROM MTR-NO: 253308; - AC; - PS	6 PK 995
				ALT	FROM MTR-NO: 253308; + PS; - AC	6 PK 1980
				ALT	UNTIL MTR-NO: 253306; + AC; - PS	6 PK 2030
				ALT	UNTIL MTR-NO: 253307; - AC; - PS	6 PK 1015
				ALT	UNTIL MTR-NO: 253307; + PS; - AC	6 PK 2000

T1 Kasten (602)

308 D 2.3

2299 ccm	58 kW	OM 601.940	11.88 - 02.96	ALT	UNTIL: 12.89	AVX 10 x 940
				ALT	+ AC; + PS	6 PK 2080
				ALT	FROM MTR-NO: 253307; - AC; - PS	6 PK 995
				ALT	FROM MTR-NO: 253307; + AC; - PS	6 PK 2020
				ALT	FROM MTR-NO: 253307; + PS; - AC	6 PK 1980
				ALT	UNTIL MTR-NO: 253306; - AC; - PS	6 PK 1015
				ALT	UNTIL MTR-NO: 253306; + AC; - PS	6 PK 2030
				ALT	UNTIL MTR-NO: 253306; + PS; - AC	6 PK 2000

308 D 2.3

2299 ccm	60 kW	OM 601.940	06.89 - 02.96	ALT	+ AC; + PS	6 PK 2080
				ALT	FROM MTR-NO: 253307; - AC; - PS	6 PK 995
				ALT	FROM MTR-NO: 253307; + AC; - PS	6 PK 2020
				ALT	FROM MTR-NO: 253307; + PS; - AC	6 PK 1980
				ALT	UNTIL MTR-NO: 253306; - AC; - PS	6 PK 1015
				ALT	UNTIL MTR-NO: 253306; + AC; - PS	6 PK 2030
				ALT	UNTIL MTR-NO: 253306; + PS; - AC	6 PK 2000

307 D 2.4

2399 ccm	53 kW	OM 616.937;OM 616.939	10.82 - 01.90	ALT	FROM MTR-NO: 025905917;040553934	AVX 13 x 1030
				ALT	UNTIL MTR-NO: 025904917;040553934	AVX 10 x 960

310 D 2.9

2874 ccm	70 kW	OM 602.940	06.89 - 02.96	ALT	+ AC; + PS	6 PK 2080
				ALT	FROM MTR-NO: 253307; + AC; - PS	6 PK 2020
				ALT	FROM MTR-NO: 253308; - AC; - PS	6 PK 995
				ALT	FROM MTR-NO: 253308; + PS; - AC	6 PK 1980
				ALT	UNTIL MTR-NO: 253306; + AC; - PS	6 PK 2030
				ALT	UNTIL MTR-NO: 253307; - AC; - PS	6 PK 1015
				ALT	UNTIL MTR-NO: 253307; + PS; - AC	6 PK 2000

T1 Pritsche/Fahrgestell (602)

307 D 2.4

2399 ccm	48 kW	OM 616.937	04.77 - 01.83	ALT	FROM: 05.77; UNTIL: 12.78; UNTIL MTR-NO: 000069; + FA	AVX 10 x 970
				ALT	FROM: 05.77; UNTIL: 12.78; UNTIL MTR-NO: 040552; + MAN-TM	AVX 10 x 970

307 D 2.4

2399 ccm	53 kW	OM 616.937;OM 616.939	06.82 - 01.90	ALT	FROM: 09.82; UNTIL: 01.89	AVX 13 x 1030
----------	-------	-----------------------	---------------	-----	---------------------------	---------------

308 D 2.3

2299 ccm	58 kW	OM 601.940	06.89 - 02.96	ALT	UNTIL: 12.89	AVX 10 x 940
				ALT	+ AC; + PS	6 PK 2080
				ALT	FROM MTR-NO: 253307; - AC; - PS	6 PK 995
				ALT	FROM MTR-NO: 253307; + AC; - PS	6 PK 2020
				ALT	FROM MTR-NO: 253307; + PS; - AC	6 PK 1980
				ALT	UNTIL MTR-NO: 253306; - AC; - PS	6 PK 1015
				ALT	UNTIL MTR-NO: 253306; + AC; - PS	6 PK 2030
				ALT	UNTIL MTR-NO: 253306; + PS; - AC	6 PK 2000

308 D 2.3

2299 ccm	60 kW	OM 601.940	06.89 - 02.96	ALT	+ AC; + PS	6 PK 2080
				ALT	FROM MTR-NO: 253307; - AC; - PS	6 PK 995
				ALT	FROM MTR-NO: 253307; + AC; - PS	6 PK 2020
				ALT	FROM MTR-NO: 253307; + PS; - AC	6 PK 1980



MERCEDES-BENZ

T1 Pritsche/Fahrgestell (602)

308 D 2.3

2299 ccm	60 kW	OM 601.940	06.89 - 02.96	ALT	UNTIL MTR-NO: 253306; - AC; - PS	6 PK 1015
				ALT	UNTIL MTR-NO: 253306; + AC; - PS	6 PK 2030
				ALT	UNTIL MTR-NO: 253306; + PS; - AC	6 PK 2000

310 D 2.9

2874 ccm	70 kW	OM 602.940	06.89 - 02.96	ALT	+ AC; + PS	6 PK 2080
				ALT	FROM MTR-NO: 253307; + AC; - PS	6 PK 2020
				ALT	FROM MTR-NO: 253308; - AC; - PS	6 PK 995
				ALT	FROM MTR-NO: 253308; + PS; - AC	6 PK 1980
				ALT	UNTIL MTR-NO: 253306; + AC; - PS	6 PK 2030
				ALT	UNTIL MTR-NO: 253307; - AC; - PS	6 PK 1015
				ALT	UNTIL MTR-NO: 253307; + PS; - AC	6 PK 2000

T1/TN Pritsche/Fahrgestell

410 (611.017, 611.018)

2298 ccm	70 kW	M 102.942	08.82 - 06.95	AC-C	MOD: 410	AVX 13 x 875
----------	-------	-----------	---------------	------	----------	--------------

410 (611.017, 611.018)

2298 ccm	77 kW	M 102.945	08.82 - 06.95	AC-C	MOD: 410	AVX 13 x 875
----------	-------	-----------	---------------	------	----------	--------------

407 D (611.317, 611.318)

2398 ccm	53 kW	OM 616.913;OM 616.939	07.81 - 01.89	ALT	MTR-CODE: OM 616.913; MOD: 407 D	AVX 13 x 1025
				PS	MTR-CODE: OM 616.913; MOD: 407 D	AVX 13 x 900

408 D (611.317, 611.318)

2299 ccm	58 kW	OM 601.940	11.88 - 06.95	ALT	FROM MTR-NO: 253307; MOD: 408D; + AC; - PS	6 PK 2030
				ALT	FROM MTR-NO: 253307; MOD: 408D; + PS; - AC	6 PK 1980
				ALT	FROM MTR-NO: 353307; MOD: 408D; - PS	6 PK 995
				ALT	OE-NO.: 0089973792; MOD: 408D; + AC; + PS	6 PK 2080
				ALT	OE-NO.: 0089976392; MOD: 408D; + AC; + PS	6 PK 2030
				ALT	UNTIL MTR-NO: 253306; MOD: 408D; + AC; - PS	6 PK 2030
				ALT	UNTIL MTR-NO: 253306; MOD: 408D; + PS; - AC	6 PK 2000

408 D (611.317, 611.318)

2299 ccm	60 kW	OM 601.940	11.88 - 06.95	ALT	FROM MTR-NO: 253307; MOD: 408D; + AC; - PS	6 PK 2030
				ALT	FROM MTR-NO: 253307; MOD: 408D; + PS; - AC	6 PK 1980
				ALT	FROM MTR-NO: 353307; MOD: 408D; - PS	6 PK 995
				ALT	OE-NO.: 0089973792; MOD: 408D; + AC; + PS	6 PK 2080
				ALT	OE-NO.: 0089976392; MOD: 408D; + AC; + PS	6 PK 2030
				ALT	UNTIL MTR-NO: 253306; MOD: 408D; + AC; - PS	6 PK 2030
				ALT	UNTIL MTR-NO: 253306; MOD: 408D; + PS; - AC	6 PK 2000

409 D (611.417, 611.418)

2998 ccm	65 kW	OM 617.913	04.82 - 01.89	ALT	MOD: 409 D	AVX 13 x 1000
----------	-------	------------	---------------	-----	------------	---------------

410 D (611.417, 611.418)

2874 ccm	70 kW	OM 602.940	11.88 - 06.95	ALT	FROM MTR-NO: 253308; MOD: 410D; + AC; - PS	6 PK 2030
				ALT	FROM MTR-NO: 253308; UNTIL MTR-NO: 340125; MOD: 410D; - AC; - PS	6 PK 995
				ALT	FROM MTR-NO: 253308; UNTIL MTR-NO: 340125; MOD: 410D; + PS; - AC	6 PK 1980
				ALT	FROM MTR-NO: 340126; MOD: 410D; + AC; - PS	6 PK 2050
				ALT	FROM MTR-NO: 340126; MOD: 410D; + AC; + PS	6 PK 2100
				ALT	FROM MTR-NO: 340126; MOD: 410D; + PS; - AC	6 PK 2040
				ALT	UNTIL MTR-NO: 253307; MOD: 410D; + AC; - PS	6 PK 2030
				ALT	UNTIL MTR-NO: 253307; MOD: 410D; + PS; - AC	6 PK 2000
				ALT	UNTIL MTR-NO: 340125; MOD: 410D; + AC; - PS	6 PK 2030
				ALT	UNTIL MTR-NO: 340125; MOD: 410D; + AC; + PS	6 PK 2080

410 D (611.417, 611.418)

2874 ccm	72 kW	OM 602.940	11.88 - 06.95	ALT	FROM MTR-NO: 253308; MOD: 410D; + AC; - PS	6 PK 2030
----------	-------	------------	---------------	-----	--	-----------



MERCEDES-BENZ

T1/TN Pritsche/Fahrgestell

410 D (611.417, 611.418)

2874 ccm	72 kW	OM 602.940	11.88 - 06.95	ALT	FROM MTR-NO: 253308; UNTIL MTR-NO: 340125; MOD: 410D; - AC; - PS	6 PK 995
				ALT	FROM MTR-NO: 253308; UNTIL MTR-NO: 340125; MOD: 410D; + PS; - AC	6 PK 1980
				ALT	FROM MTR-NO: 340126; MOD: 410D; + AC; - PS	6 PK 2050
				ALT	FROM MTR-NO: 340126; MOD: 410D; + AC; + PS	6 PK 2100
				ALT	FROM MTR-NO: 340126; MOD: 410D; + PS; - AC	6 PK 2040
				ALT	UNTIL MTR-NO: 253307; MOD: 410D; + AC; - PS	6 PK 2030
				ALT	UNTIL MTR-NO: 253307; MOD: 410D; + PS; - AC	6 PK 2000
				ALT	UNTIL MTR-NO: 340125; MOD: 410D; + AC; - PS	6 PK 2030
				ALT	UNTIL MTR-NO: 340125; MOD: 410D; + AC; + PS	6 PK 2080

VARIO Pritsche/Fahrgestell

512 D (667.321, 667.322, 667.323)

2874 ccm	90 kW	OM 602.984	09.96 -	ALT	MOD: 512D; - AC	6 PK 2050
----------	-------	------------	---------	-----	-----------------	-----------

612 D (668.321, 668.322, 668.323)

2874 ccm	90 kW	OM 602.984;OM 602.985	09.96 -	ALT	MTR-CODE: OM602.984; MOD: 612D; - AC	6 PK 2050
				ALT	MTR-CODE: OM602.984; MOD: 612D; - AC	6 PK 2245

812 D (670.321, 670.322, 670.323, 670.324)

2874 ccm	90 kW	OM 602.984;OM 602.985	09.96 -	ALT	MTR-CODE: OM602.984; MOD: 812D; - AC	6 PK 2050
				ALT	MTR-CODE: OM602.984; MOD: 812D; - AC	6 PK 2245

VARIO Kipper

612 D (668.331, 668.332)

2874 ccm	90 kW	OM 602.984;OM 602.985	09.96 -	ALT	MTR-CODE: OM602.984; MOD: 612D; - AC	6 PK 2050
				ALT	MTR-CODE: OM602.984; MOD: 612D; - AC	6 PK 2245

812 D (670.331, 670.332)

2874 ccm	90 kW	OM 602.984;OM 602.985	09.96 -	ALT	MTR-CODE: OM602.984; MOD: 812D; - AC	6 PK 2050
				ALT	MTR-CODE: OM602.984; MOD: 812D; - AC	6 PK 2245

MITSUBISHI

L 300 Bus (P0_W, P1_W, P2_W)

1.6 (P02V, P12V)

1598 ccm	51 kW	4G32	11.86 -	ALT		AVX 10 x 935
				BAL		ZRK 1388
				CAM		ZRK 1258
				BAL		KT 1386
				CAM		KT 1174

2.0 (P13V, P03W, P13T)

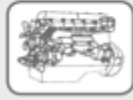
1997 ccm	64 kW	G63B	11.86 -	BAL	FROM: 05.92	ZRK 1459
				BAL	UNTIL: 04.92	ZRK 1388
				CAM	FROM: 05.92	ZRK 1174
				CAM	UNTIL: 04.92	ZRK 1259
				BAL	FROM: 05.92	KT 1387
				CAM	FROM: 05.87; UNTIL: 04.92	KT 1321
				CAM	UNTIL: 04.92	KT 1361

2.0 4WD (P13V, P23V, P23W, P03V, P13T)

1997 ccm	65 kW	4G63 (SOHC 8V)	12.86 -	ALT	FROM: 06.94	4 PK 985
				PS	FROM: 06.94	4 PK 1060
				BAL	FROM: 05.92	ZRK 1459
				BAL	UNTIL: 04.92	ZRK 1388
				CAM	FROM: 05.92	ZRK 1174
				CAM	UNTIL: 04.92	ZRK 1259
				BAL	FROM: 05.92	KT 1387
				CAM	FROM: 05.87; UNTIL: 04.92	KT 1321
				CAM	UNTIL: 04.92	KT 1361

2.0 (P13T, P03W, P03V, P13V)

1997 ccm	66 kW	4G63 (SOHC 8V)	11.86 -	BAL	FROM: 05.92	ZRK 1459
				BAL	UNTIL: 04.92	ZRK 1388
				CAM	FROM: 05.92	ZRK 1174
				CAM	UNTIL: 04.92	ZRK 1259



MITSUBISHI

L 300 Bus (P0_W, P1_W, P2_W)

2.0 (P13T, P03W, P03V, P13V)

1997 ccm	66 kW	4G63 (SOHC 8V)	11.86 -	BAL	FROM: 05.92	KT 1387
				CAM	FROM: 05.87; UNTIL: 04.92	KT 1321
				CAM	UNTIL: 04.92	KT 1361

2.0 4WD (P13V, P23W, P03V, P13T)

1997 ccm	66 kW	4G63 (SOHC 8V)	11.86 -	BAL	FROM: 05.92	ZRK 1459
				BAL	UNTIL: 04.92	ZRK 1388
				CAM	FROM: 05.92	ZRK 1174
				CAM	UNTIL: 04.92	ZRK 1259
				BAL	FROM: 05.92	KT 1387
				CAM	FROM: 05.87; UNTIL: 04.92	KT 1321
				CAM	UNTIL: 04.92	KT 1361

2.0 i (P13V, P00W, P03V, P03W, P13T)

1997 ccm	83 kW	4G63 (DOHC 16V)	07.96 -	BAL		ZRK 1459
				CAM		ZRK 1176
				BAL	MTR-CODE: 4G63;G63B	KT 1387
				CAM	MTR-CODE: 4G63;G63B	KT 1272

2.4 4WD (P24W, P24V)

2351 ccm	80 kW	G64B	11.86 -	BAL		ZRK 1388
				CAM		ZRK 1285
				CAM		KT 1276
				CAM	FROM: 05.87	KT 1321

2.4 (P04W, P14V, P04V)

2351 ccm	82 kW	4G64 (12V)	11.90 -	BAL	FROM: 05.92	ZRK 1459
				BAL	UNTIL: 04.92	ZRK 1388
				CAM	FROM: 05.92	ZRK 1177
				CAM	UNTIL: 04.92	ZRK 1285
				BAL	FROM: 05.92	KT 1387
				CAM	UNTIL: 04.92	KT 1276
				CAM	UNTIL: 04.92	KT 1321

2.4 4WD (P24W, P24V)

2351 ccm	82 kW	4G64 (12V)	11.90 -	BAL	FROM: 05.92	ZRK 1459
				BAL	UNTIL: 04.92	ZRK 1388
				CAM	FROM: 05.92	ZRK 1177
				CAM	UNTIL: 04.92	ZRK 1285
				BAL	FROM: 05.92	KT 1387
				CAM	UNTIL: 04.92	KT 1276
				CAM	UNTIL: 04.92	KT 1321

2.5 D (P25V, P05W, P05V, P15V, P15T)

2477 ccm	51 kW	4D56 (8V)	11.86 -	BAL	FROM: 06.93	ZRK 1202
				BAL	UNTIL: 05.93	ZRK 1277
				CAM	FROM: 06.93	ZRK 1522
				CAM	UNTIL: 05.93	ZRK 1260
				BAL	FROM: 06.93	KT 1391
				BAL	UNTIL: 05.93	KT 1157
				CAM	FROM: 06.93	KT 1488
				CAM	UNTIL: 05.93	KT 1143

2.5 TD 4WD (P25W, P25V)

2477 ccm	64 kW	4D56 T	11.88 -	BAL	FROM: 06.93	ZRK 1202
				BAL	UNTIL: 05.93	ZRK 1277
				CAM	FROM: 06.93	ZRK 1522
				CAM	UNTIL: 05.93	ZRK 1260
				BAL	UNTIL: 05.93	KT 1157
				CAM	UNTIL: 05.93	KT 1143

L 300 Kasten (P0_W, P1_W)

1.6 (P12V, P02V)

1598 ccm	51 kW	4G32	11.86 -	ALT		AVX 10 x 935
				BAL		ZRK 1388
				CAM		ZRK 1258
				BAL		KT 1386
				CAM		KT 1174

2.0 (P03V, P13V)

1997 ccm	64 kW	G63B	11.86 -	ALT	FROM: 06.94	4 PK 985
				PS	FROM: 06.94	4 PK 1060
				BAL	FROM: 05.92	ZRK 1459
				BAL	UNTIL: 04.92	ZRK 1388



MITSUBISHI

L 300 Kasten (P0_W, P1_W)

2.0 (P03V, P13V)

1997 ccm	64 kW	G63B	11.86 -	CAM	FROM: 05.92	ZRK 1174
				CAM	UNTIL: 04.92	ZRK 1259
				BAL	FROM: 05.92	KT 1387
				CAM	FROM: 05.87; UNTIL: 04.92	KT 1321
				CAM	UNTIL: 04.92	KT 1361

2.0 (P23W, P23V)

1997 ccm	78 kW	4G63 (DOHC 16V)	06.94 -	ALT		4 PK 985
				PS		4 PK 1060

2.0 (P23W, P23V)

1997 ccm	82 kW	4G63 (SOHC 8V)	06.94 -	BAL		ZRK 1459
				CAM		ZRK 1176
				BAL		KT 1387

2.4 4WD (P24V, P24W)

2351 ccm	82 kW	4G64 (8V);G64B	11.86 -	BAL	FROM: 05.92	ZRK 1459
				BAL	UNTIL: 04.92	ZRK 1388
				CAM	FROM: 05.92	ZRK 1177
				CAM	UNTIL: 04.92	ZRK 1285
				BAL	FROM: 05.92	KT 1387
				CAM	UNTIL: 04.92	KT 1276

2.5 D (P05V, P05W, P15V)

2477 ccm	51 kW	4D56 (8V)	11.86 -	BAL	FROM: 06.93	ZRK 1202
				BAL	UNTIL: 05.93	ZRK 1277
				CAM	FROM: 06.93	ZRK 1522
				CAM	UNTIL: 05.93	ZRK 1260
				BAL	FROM: 06.93	KT 1391
				BAL	UNTIL: 05.93	KT 1157
				CAM	FROM: 06.93	KT 1488
				CAM	UNTIL: 05.93	KT 1143

L 300 Pritsche/Fahrgestell (P1_T)

2.0 (P13T)

1997 ccm	85 kW	4G63 (DOHC 16V)	07.94 - 04.00	AC-C		4 PK 985
				ALT		4 PK 985
				PS		4 PK 1060
				BAL		ZRK 1459
				CAM		ZRK 1176
				BAL		KT 1387
				CAM		KT 1272

2.5 TD (P15T)

2477 ccm	64 kW	4D56 T	11.94 - 04.00	PS		4 PK 1125
				BAL		ZRK 1202
				CAM		ZRK 1522
				BAL		KT 1391
				CAM		KT 1488

L 400 / SPACE GEAR Bus (PD_W, PC_W, PA_V, PB_V)

2.0 16V (PA3V/W, PB3V)

1997 ccm	85 kW	4G63 (DOHC 16V)	05.95 - 05.00	AC-C		4 PK 940
				ALT		4 PK 985
				PS		4 PK 1060
				BAL		ZRK 1459
				CAM		ZRK 1176
				BAL		KT 1387
				CAM		KT 1272

2.4 i 4WD (PD4V/W)

2351 ccm	97 kW	4G64 (SOHC 16V)	05.95 - 05.00	AC-C		4 PK 940
				ALT		4 PK 985
				PS		4 PK 1060
				BAL		ZRK 1459
				CAM		ZRK 1180
				BAL		KT 1387
				CAM		KT 1273

2500 TD

2477 ccm	64 kW	4D56 T	05.95 - 06.05	BAL		ZRK 1202
				CAM		ZRK 1522



MITSUBISHI

L 400 / SPACE GEAR Bus (PD_W, PC_W, PA_V, PB_V)

2.5 TD (PA5V/W, PB5V)

2477 ccm	73 kW	4D56 TD	05.95 - 05.00	ALT		AVX 10 x 1100
				PS		4 PK 1080
				BAL		ZRK 1202
				CAM		ZRK 1522

2.5 TD 4WD (PD5V/W)

2477 ccm	73 kW	4D56 TD	05.95 - 05.00	ALT		AVX 10 x 1100
				PS		4 PK 1080
				BAL		ZRK 1202
				CAM		ZRK 1522

L 400 Kasten (PD_W, PC_W, PB_V, PA_W, PA_V)

2500 TD (PD5W, PD5V, PA5W, PA5V)

2477 ccm	64 kW	4D56 T	09.96 - 06.05	BAL		ZRK 1202
				CAM		ZRK 1522

NISSAN

CABSTAR E

75.28

2283 ccm	55 kW	LD23	10.98 -	ALT	MOD: 75.28; REQ: 2	AVX 13 x 1100
				ALT	MOD: 75.28; REQ: 2	AVX 13 x 1100 TM

INTERSTAR Bus (X70)

dCi 80

1870 ccm	60 kW	F9Q 772	07.02 -	ALT	- AC	5 PK 1125
				ALT	+ AC	6 PK 1795
				CAM		ZRK 1067
				CAM		KT 1434
				CAM		KT 1434 W1

dCi 90

2188 ccm	66 kW	G9T 722	07.02 -	ALT	- AC	6 PK 1145
				ALT	+ AC	6 PK 1795
				CAM		ZRK 1462
				CAM		KT 1392

dCi 100

2463 ccm	73 kW	G9U 720	11.03 -	CAM		ZRK 1462
				CAM		KT 1392

dCi 120

2463 ccm	84 kW	G9U 720	07.02 -	ALT	- AC	6 PK 1145
				ALT	+ AC	6 PK 1795
				CAM		ZRK 1462
				CAM		KT 1392

dCi 120

2464 ccm	88 kW	G9U 650	09.06 -	ALT	- AC; - ENG-PTO	7 PK 1110
				ALT	- AC; + ENG-PTO	7 PK 1793
				ALT	+ AC	7 PK 1793

dCi 150

2464 ccm	107 kW	G9U 632	09.06 -	ALT	- AC; - ENG-PTO	7 PK 1110
				ALT	- AC; + ENG-PTO	7 PK 1793
				ALT	+ AC	7 PK 1793

INTERSTAR Kasten (X70)

dCi 80

1870 ccm	60 kW	F9Q 772	07.02 -	ALT	- AC	5 PK 1125
				ALT	+ AC	6 PK 1795
				CAM		ZRK 1067
				CAM		KT 1434
				CAM		KT 1434 W1

dCi 90

2188 ccm	66 kW	G9T 722	07.02 -	ALT	- AC	6 PK 1145
				ALT	+ AC	6 PK 1795
				CAM		ZRK 1462
				CAM		KT 1392

dCi 100

2463 ccm	73 kW	G9U 720	11.03 -	ALT	FROM: 04.06; MTR-CODE: G9U; - AC; - ENG-PTO	7 PK 1110
----------	-------	---------	---------	-----	---	-----------



NISSAN

INTERSTAR Kasten (X70)

dCi 100

2463 ccm	73 kW	G9U 720	11.03 -	ALT	FROM: 04.06; MTR-CODE: G9U; - AC; + ENG-PTO	7 PK 1793
				ALT	FROM: 04.06; MTR-CODE: G9U; + AC	7 PK 1793
				ALT	MTR-CODE: G9U; - AC	6 PK 1145
				ALT	MTR-CODE: G9U; + AC	6 PK 1795
				CAM		ZRK 1462
				CAM		KT 1392

dCi 100

2464 ccm	74 kW	G9U 720	04.06 -	ALT	MTR-CODE: G9U; - AC	6 PK 1145
				ALT	MTR-CODE: G9U; - AC; - ENG-PTO	7 PK 1110
				ALT	MTR-CODE: G9U; - AC; + ENG-PTO	7 PK 1793
				ALT	MTR-CODE: G9U; + AC	6 PK 1795
				ALT	MTR-CODE: G9U; + AC	7 PK 1793

dCi 120

2463 ccm	84 kW	G9U 720	07.02 -	ALT	- AC	6 PK 1145
				ALT	+ AC	6 PK 1795
				CAM		ZRK 1462
				CAM		KT 1392

dCi 120

2464 ccm	88 kW	G9U 650	09.06 -	ALT	FROM: 04.06; - AC; - ENG-PTO	7 PK 1110
				ALT	FROM: 04.06; - AC; + ENG-PTO	7 PK 1793
				ALT	FROM: 04.06; + AC	7 PK 1793

dCi 150

2464 ccm	107 kW	G9U 632	09.06 -	ALT	- AC; - ENG-PTO	7 PK 1110
				ALT	- AC; + ENG-PTO	7 PK 1793
				ALT	+ AC	7 PK 1793

INTERSTAR Pritsche/Fahrgestell

dCi 100

2463 ccm	73 kW	G9U 720	02.04 -	ALT	FROM: 04.06; MTR-CODE: G9U; - AC; - ENG-PTO	7 PK 1110
				ALT	FROM: 04.06; MTR-CODE: G9U; - AC; + ENG-PTO	7 PK 1793
				ALT	FROM: 04.06; MTR-CODE: G9U; + AC	7 PK 1793
				ALT	MTR-CODE: G9U; - AC	6 PK 1145
				ALT	MTR-CODE: G9U; + AC	6 PK 1795
				CAM		ZRK 1462
				CAM		KT 1392

dCi 120

2463 ccm	84 kW	G9U 720	08.03 -	ALT	- AC	6 PK 1145
				ALT	+ AC	6 PK 1795

dCi 120

2464 ccm	88 kW	G9U 650	08.06 -	ALT	- AC; - ENG-PTO	7 PK 1110
				ALT	- AC; + ENG-PTO	7 PK 1793
				ALT	+ AC	7 PK 1793

dCi 150

2464 ccm	107 kW	G9U 632	08.06 -	ALT	- AC; - ENG-PTO	7 PK 1110
				ALT	- AC; + ENG-PTO	7 PK 1793
				ALT	+ AC	7 PK 1793

PRIMASTAR Bus (X83)

2.0

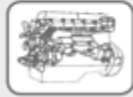
1998 ccm	88 kW	F4R 720;F4R 722	03.01 -	ALT	FROM: 07.02; - AC	5 PK 1125
				ALT	FROM: 07.02; + AC	6 PK 1795
				CAM		ZRK 1475

dCi 80

1870 ccm	60 kW	F9Q 762	03.01 -	ALT	FROM: 07.02; - AC	5 PK 1125
				ALT	FROM: 07.02; + AC	6 PK 1795
				CAM		ZRK 1067
				CAM		KT 1434
				CAM		KT 1434 W1

dCi 100

1870 ccm	74 kW	F9Q 760	03.01 -	ALT	FROM: 07.02; - AC	5 PK 1125
				ALT	FROM: 07.02; + AC	6 PK 1795
				CAM		ZRK 1067
				CAM		KT 1434
				CAM		KT 1434 W1



NISSAN

PRIMASTAR Bus (X83)

dCi 120

1995 ccm 84 kW M9R 780 09.06 - ALT + AC 7 PK 1970

dCi 140

2463 ccm 99 kW G9U 730 07.03 - CAM ZRK 1462
CAM KT 1392

PRIMASTAR Kasten (X83)

2.0

1998 ccm 88 kW F4R 720 02.03 - ALT - AC 5 PK 1125
ALT + AC 6 PK 1795
CAM ZRK 1475

dCi 80

1870 ccm 60 kW F9Q 762 09.02 - ALT - AC 5 PK 1125
ALT + AC 6 PK 1795
CAM ZRK 1067
CAM KT 1434
CAM KT 1434 W1

dCi 100

1870 ccm 74 kW F9Q 760 09.02 - ALT - AC 5 PK 1125
ALT + AC 6 PK 1795
CAM ZRK 1067
CAM KT 1434
CAM KT 1434 W1

dCi 120

1995 ccm 84 kW M9R 780 09.06 - ALT + AC 7 PK 1970

dCi 140

2463 ccm 99 kW G9U 730 07.03 - CAM ZRK 1462
CAM KT 1392

URVAN Kasten (E23)

2.0

1982 ccm 55 kW H20 07.81 - 11.82 ALT AVX 10 x 950

2.3 D

2289 ccm 50 kW SD23 11.82 - 05.87 AC-C UNTIL: 01.87; MOD: E23 AVX 13 x 1500

URVAN Bus (E24)

2.4 i

2389 ccm 74 kW Z24i 05.89 - 09.93 AC-C AVX 13 x 850
ALT AVX 10 x 950

VANETTE Bus (C22)

2.0 D (ULC22)

1952 ccm 47 kW LD20 10.86 - 12.95 CAM ZRK 1287
CAM KT 1168

2.0 D (ULC22)

1952 ccm 49 kW LD20 10.86 - 12.95 CAM ZRK 1287
CAM KT 1168

VANETTE Kasten (C22)

2.0 D

1952 ccm 49 kW LD20II 07.91 - 01.95 ALT UNTIL: 01.92 17 x 1000
CAM ZRK 1287
CAM KT 1168

VANETTE CARGO Bus (HC 23)

1.6 i

1597 ccm 72 kW GA16DE 01.96 - AC-C MOD: Cargo 4 PK 835
ALT MOD: Cargo 4 PK 913
PS MOD: Cargo 4 PK 813

2.0 D

1952 ccm 49 kW LD20 01.96 - CAM ZRK 1287
CAM KT 1168

2.3 D

2283 ccm 55 kW LD23 01.96 - PS AVX 13 x 850
CAM ZRK 1189
CAM UNTIL: 11.01 KT 1472



NISSAN

VANETTE CARGO Kasten (HC 23)

1.6 i						
1597 ccm	71 kW	GA16DE	01.95 -	AC-C ALT PS	MOD: Cargo MOD: Cargo MOD: Cargo	4 PK 835 4 PK 913 4 PK 813
2.0 D						
1952 ccm	49 kW	LD20	01.95 -	CAM CAM		ZRK 1287 KT 1168
2.3 D						
2283 ccm	55 kW	LD23	01.95 -	PS CAM CAM	UNTIL: 11.01	AVX 13 x 850 ZRK 1189 KT 1472

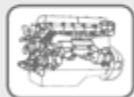
CABSTAR Pritsche/Fahrgestell (F23, H41, H42)

2.0						
1952 ccm	66 kW	Z20S	07.92 - 05.94	ALT		4 PK 913

OPEL

MOVANO Combi (J9)

1.9 DTI						
1870 ccm	59 kW	F9Q 770	09.00 -	ALT CAM CAM CAM		6 PK 1130 ZRK 1067 KT 1434 KT 1434 W1
1.9 DTI						
1870 ccm	60 kW	F9Q 772;F9Q 774	10.01 -	ALT ALT CAM CAM CAM	- AC + AC	5 PK 1125 6 PK 1795 ZRK 1067 KT 1434 KT 1434 W1
2.2 DTI						
2188 ccm	66 kW	G9T 720;G9T 722;G9T 750	09.00 -	ALT ALT ALT ALT CAM CAM	FROM: 11.04; MTR-CODE: G9T750; - AC; - ENG-PTO MTR-CODE: G9T722; - AC MTR-CODE: G9T722; + AC MTR-CODE: G9T750; + AC; + ENG-PTO UNTIL: 11.04; MTR-CODE: G9T750; - AC; - ENG-PTO	7 PK 1105 6 PK 1145 6 PK 1795 7 PK 1793 7 PK 1145 ZRK 1462 KT 1392
2.5 DTI						
2463 ccm	84 kW	G9U 720;G9U 724;G9U 750;G9U 754	10.01 -	ALT ALT ALT ALT CAM CAM	FROM: 10.03; + AC FROM: 10.03; OE-NO.: 9121108;4405275; - AC; - ENG-PTO FROM: 10.03; OE-NO.: 93186955;4416361; - AC; - ENG-PTO FROM: 10.03; OE-NO.: 93195484;4418674; - AC; - ENG-PTO	7 PK 1793 7 PK 1145 7 PK 1105 7 PK 1105 ZRK 1462 KT 1392
2.5 CDTI						
2464 ccm	74 kW	G9U 650	09.07 -	ALT ALT	- AC; - ENG-PTO OE-NO.: 93195485;4418675; + AC; + ENG-PTO	7 PK 1110 7 PK 1793
2.5 CDTI						
2464 ccm	88 kW	G9U 632;G9U 650	08.06 -	ALT ALT CAM CAM	- AC; - ENG-PTO OE-NO.: 93195485;4418675; + AC; + ENG-PTO	7 PK 1110 7 PK 1793 ZRK 1462 KT 1392
2.5 CDTI						
2464 ccm	107 kW	G9U 632;G9U 650	08.06 -	ALT ALT CAM CAM	- AC; - ENG-PTO OE-NO.: 93195485;4418675; + AC; + ENG-PTO	7 PK 1110 7 PK 1793 ZRK 1462 KT 1392
2.5 D						
2499 ccm	59 kW	S8U 770;S8U 772	07.98 -	AC-C ALT ALT	FROM: 11.98 FROM: 11.98; FROM MTR-NO: 3053819 FROM: 11.98; UNTIL MTR-NO: 3053818	5 PK 1200 6 PK 870 6 PK 858



OPEL

MOVANO Combi (J9)

2.5 D

2499 ccm	59 kW	S8U 770;S8U 772	07.98 -	CAM		ZRK 1312
				CAM		KT 1229

2.8 DTi

2799 ccm	84 kW	S9W 700;S9W 702	07.98 -	AC-C	FROM: 11.98	5 PK 1200
				ALT	FROM: 11.98; FROM MTR-NO: 3053819	6 PK 850
				ALT	FROM: 11.98; UNTIL MTR-NO: 3053818	6 PK 845
				CAM		ZRK 1332
				CAM		KT 1340

3.0 DTi

2953 ccm	100 kW	ZD3 200;ZD3 202	10.03 -	ALT		7 PK 1920
----------	--------	-----------------	---------	-----	--	-----------

MOVANO Kasten (F9)

1.9 DTi

1870 ccm	59 kW	F9Q 770	09.00 -	ALT		6 PK 1130
				CAM		ZRK 1069
				CAM		KT 1247
				CAM		KT 1493

1.9 DTi

1870 ccm	60 kW	F9Q 772;F9Q 774	10.01 -	ALT	- AC	5 PK 1125
				ALT	+ AC	6 PK 1795
				CAM		ZRK 1067
				CAM		KT 1434
				CAM		KT 1434 W1

2.2 DTi

2188 ccm	66 kW	G9T 720;G9T 722;G9T 750	09.00 -	ALT	- AC	6 PK 1145
				ALT	+ AC	6 PK 1795
				ALT	FROM: 11.04; MTR-CODE: G9T750; - AC; - ENG-PTO	7 PK 1105
				ALT	MTR-CODE: G9T750; + AC; + ENG-PTO	7 PK 1793
				ALT	UNTIL: 11.04; MTR-CODE: G9T750; - AC; - ENG-PTO	7 PK 1145
				CAM		ZRK 1462
				CAM		KT 1392

2.5 DTi

2463 ccm	73 kW	G9U 754	10.03 -	ALT	+ AC	7 PK 1793
				ALT	OE-NO.: 9121108;4405275; - AC; - ENG-PTO	7 PK 1145
				ALT	OE-NO.: 93186955;4416361; - AC; - ENG-PTO	7 PK 1105
				ALT	OE-NO.: 93195484;4418674; - AC; - ENG-PTO	7 PK 1105
				CAM		ZRK 1462
				CAM		KT 1392

2.5 DTi

2463 ccm	84 kW	G9U 720;G9U 724;G9U 754	10.01 -	ALT	MTR-CODE: G9U720; - AC	6 PK 1145
				ALT	MTR-CODE: G9U720; + AC	6 PK 1795
				ALT	MTR-CODE: G9U750; + AC	7 PK 1793
				ALT	MTR-CODE: G9U750; OE-NO.: 9121108;4405275; - AC; - ENG-PTO	7 PK 1145
				ALT	MTR-CODE: G9U750; OE-NO.: 93186955;4416361; - AC; - ENG-PTO	7 PK 1105
				ALT	MTR-CODE: G9U750; OE-NO.: 93195484;4418674; - AC; - ENG-PTO	7 PK 1105
				CAM		ZRK 1462
				CAM		KT 1392

2.5 CDTi

2464 ccm	74 kW	G9U 650	10.03 -	ALT	- AC; - ENG-PTO	7 PK 1110
				ALT	OE-NO.: 93195485;4418675; + AC; + ENG-PTO	7 PK 1793
				CAM		ZRK 1462
				CAM		KT 1392

2.5 CDTi

2464 ccm	88 kW	G9U 632;G9U 650	10.03 -	ALT	- AC; - ENG-PTO	7 PK 1110
				ALT	OE-NO.: 93195485;4418675; + AC; + ENG-PTO	7 PK 1793
				CAM		ZRK 1462
				CAM		KT 1392

2.5 CDTi

2464 ccm	107 kW	G9U 632;G9U 650	10.03 -	ALT	- AC; - ENG-PTO	7 PK 1110
				ALT	OE-NO.: 93195485;4418675; + AC; + ENG-PTO	7 PK 1793
				CAM		ZRK 1462
				CAM		KT 1392



OPEL

MOVANO Kasten (F9)

2.5 D						
2499 ccm	59 kW	S8U 770;S8U 772	01.99 -	AC-C		5 PK 1200
				ALT	FROM MTR-NO: 3053819	6 PK 870
				ALT	UNTIL MTR-NO: 3053818	6 PK 858
				CAM		ZRK 1312
				CAM		KT 1229

2.8 DTI						
2799 ccm	84 kW	S9W 700;S9W 702	01.99 -	AC-C		5 PK 1200
				ALT	FROM MTR-NO: 3053819	6 PK 850
				ALT	UNTIL MTR-NO: 3053818	6 PK 845
				CAM		ZRK 1332
				CAM		KT 1340

3.0 DTI						
2953 ccm	100 kW	ZD3 200;ZD3 202	10.03 -	ALT		7 PK 1920

MOVANO Pritsche/Fahrgestell (U9, E9)

2.2 DTI						
2188 ccm	66 kW	G9T 720;G9T 722;G9T 750	09.00 -	ALT	FROM: 11.04; MTR-CODE: G9T720;G9T750;G9T750; - AC; - ENG-PTO	7 PK 1105
				ALT	MTR-CODE: G9T720;G9T720;G9T750; - AC	6 PK 1145
				ALT	MTR-CODE: G9T720;G9T720;G9T750; + AC	6 PK 1795
				ALT	MTR-CODE: G9T720;G9T750;G9T750; + AC; + ENG-PTO	7 PK 1793
				ALT	UNTIL: 11.04; MTR-CODE: G9T720;G9T750;G9T750; - AC; - ENG-PTO	7 PK 1145
				CAM		ZRK 1462
				CAM		KT 1392

2.5 DTi						
2463 ccm	73 kW	G9U 754	10.03 -	ALT	+ AC	7 PK 1793
				ALT	OE-NO.: 9121108;4405275; - AC; - ENG-PTO	7 PK 1145
				ALT	OE-NO.: 93186955;4416361; - AC; - ENG-PTO	7 PK 1105
				ALT	OE-NO.: 93195484;4418674; - AC; - ENG-PTO	7 PK 1105
				CAM		ZRK 1462
				CAM		KT 1392

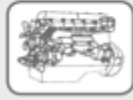
2.5 DTI						
2463 ccm	84 kW	G9U 720;G9U 724;G9U 750;G9U 754	10.01 -	ALT	MTR-CODE: G9U720;G9U720;G9U750; - AC	6 PK 1145
				ALT	MTR-CODE: G9U720;G9U720;G9U750; + AC	6 PK 1795
				ALT	MTR-CODE: G9U720;G9U750;G9U750; + AC	7 PK 1793
				ALT	MTR-CODE: G9U720;G9U750;G9U750; OE- NO.: 9121108;4405275; - AC; - ENG-PTO	7 PK 1145
				ALT	MTR-CODE: G9U720;G9U750;G9U750; OE- NO.: 93186955;4416361; - AC; - ENG-PTO	7 PK 1105
				ALT	MTR-CODE: G9U720;G9U750;G9U750; OE- NO.: 93195484;4418674; - AC; - ENG-PTO	7 PK 1105
				CAM		ZRK 1462
				CAM		KT 1392

2.5 CDTI						
2464 ccm	74 kW	G9U 650	08.06 -	ALT	- AC; - ENG-PTO	7 PK 1110
				ALT	OE-NO.: 93195485;4418675; + AC; + ENG-PTO	7 PK 1793
				CAM		ZRK 1462
				CAM		KT 1392

2.5 CDTI						
2464 ccm	88 kW	G9U 632;G9U 650	08.06 -	ALT	MTR-CODE: G9U650; - AC; - ENG-PTO	7 PK 1110
				ALT	MTR-CODE: G9U650; OE-NO.: 93195485;4418675; + AC; + ENG-PTO	7 PK 1793
				CAM		ZRK 1462
				CAM		KT 1392

2.5 CDTI						
2464 ccm	107 kW	G9U 632;G9U 650	08.06 -	ALT	MTR-CODE: G9U650; - AC; - ENG-PTO	7 PK 1110
				ALT	MTR-CODE: G9U650; OE-NO.: 93195485;4418675; + AC; + ENG-PTO	7 PK 1793
				CAM		ZRK 1462
				CAM		KT 1392

2.5 D						
2499 ccm	59 kW	S8U 770;S8U 772	07.98 -	AC-C	FROM: 12.99	5 PK 1200
				ALT	FROM: 12.99; FROM MTR-NO: 3053819	6 PK 870
				ALT	FROM: 12.99; UNTIL MTR-NO: 3053818	6 PK 858
				CAM		ZRK 1312



OPEL

MOVANO Pritsche/Fahrgestell (U9, E9)

2.5 D

2499 ccm 59 kW S8U 770;S8U 772 07.98 - CAM KT 1229

2.8 DTI

2799 ccm 84 kW S9W 700;S9W 702 07.98 - AC-C FROM: 12.99 5 PK 1200
ALT FROM: 12.99; FROM MTR-NO: 3053819 6 PK 850
ALT FROM: 12.99; UNTIL MTR-NO: 3053818 6 PK 845
CAM ZRK 1332
CAM KT 1340

3.0 DTI

2953 ccm 100 kW ZD3 200;ZD3 202 10.03 - ALT 7 PK 1920

MOVANO Kipper (H9)

2.2 DTI

2188 ccm 66 kW G9T 720;G9T 722;G9T 750 09.00 - ALT - AC 6 PK 1145
ALT + AC 6 PK 1795
ALT FROM: 11.04; MTR-CODE: G9T750; - AC; - 7 PK 1105
ENG-PTO
ALT MTR-CODE: G9T750; + AC; + ENG-PTO 7 PK 1793
ALT UNTIL: 11.04; MTR-CODE: G9T750; - AC; - 7 PK 1145
ENG-PTO
CAM ZRK 1462
CAM KT 1392

2.5 D

2499 ccm 59 kW S8U 770;S8U 772 01.99 - AC-C FROM: 12.99 5 PK 1200
ALT FROM: 12.99; FROM MTR-NO: 3053819 6 PK 870
ALT FROM: 12.99; UNTIL MTR-NO: 3053818 6 PK 858
CAM ZRK 1312
CAM KT 1229

2.5 DTI

2463 ccm 73 kW G9U 754 10.03 - ALT FROM: 09.06; - AC; - ENG-PTO 7 PK 1110
ALT FROM: 09.06; OE-NO.: 93195485;4418675; + 7 PK 1793
AC; + ENG-PTO
CAM ZRK 1462
CAM KT 1392

2.5 CDTI

2464 ccm 74 kW G9U 650 08.06 - ALT - AC; - ENG-PTO 7 PK 1110
ALT OE-NO.: 93195485;4418675; + AC; + ENG-PTO 7 PK 1793
CAM ZRK 1462
CAM KT 1392

2.5 CDTI

2464 ccm 88 kW G9U 632;G9U 650 08.06 - ALT - AC; - ENG-PTO 7 PK 1110
ALT OE-NO.: 93195485;4418675; + AC; + ENG-PTO 7 PK 1793
CAM ZRK 1462
CAM KT 1392

2.5 CDTI

2464 ccm 107 kW G9U 632;G9U 650 08.06 - ALT - AC; - ENG-PTO 7 PK 1110
ALT OE-NO.: 93195485;4418675; + AC; + ENG-PTO 7 PK 1793
CAM ZRK 1462
CAM KT 1392

2.8 DTI

2799 ccm 84 kW S9W 700;S9W 702 01.99 - AC-C FROM: 12.99 5 PK 1200
ALT FROM: 12.99; FROM MTR-NO: 3053819 6 PK 850
ALT FROM: 12.99; UNTIL MTR-NO: 3053818 6 PK 845
CAM ZRK 1332
CAM KT 1340

VIVARO Combi (J7)

2.0 ECOTEC

1998 ccm 86 kW F4R 820 08.06 - ALT - AC 5 PK 1125
ALT + AC 6 PK 1795
CAM MTR-CODE: F4R720;F4R820 ZRK 1475

2.0 16V

1998 ccm 88 kW F4R 720 08.01 - ALT - AC 5 PK 1125
ALT + AC 6 PK 1795
CAM MTR-CODE: F4R720;F4R820 ZRK 1475

1.9 DI

1870 ccm 60 kW F9Q 762;F9Q 774 08.01 - ALT - AC 5 PK 1125
ALT + AC 6 PK 1795



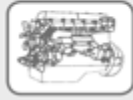
OPEL

VIVARO Combi (J7)

1.9 DI						
1870 ccm	60 kW	F9Q 762;F9Q 774	08.01 -	CAM		ZRK 1067
				CAM		KT 1434
				CAM		KT 1434 W1
1.9 DTI						
1870 ccm	74 kW	F9Q 760	08.01 -	ALT	- AC	5 PK 1125
				ALT	+ AC	6 PK 1795
				CAM		ZRK 1067
				CAM		KT 1434
				CAM		KT 1434 W1
2.0 CDTI						
1995 ccm	66 kW	M9R 780;M9R 782;M9R 786	08.06 -	ALT	OE-NO.: 93161809;4431667; - AC; + ENG-PTO	7 PK 1970
				ALT	OE-NO.: 93161809;4431667; + AC; + ENG-PTO	7 PK 1970
				ALT	OE-NO.: 93198427;4434866; - AC; + ENG-PTO	7 PK 2000
2.0 CDTI						
1995 ccm	84 kW	M9R 780;M9R 784;M9R 786;M9R 788	08.06 -	ALT	+ AC; + ENG-PTO	7 PK 1970
				ALT	OE-NO.: 93161809;4431667; - AC; + ENG-PTO	7 PK 1970
				ALT	OE-NO.: 93198427;4434866; - AC; + ENG-PTO	7 PK 2000
2.5 DTI						
2463 ccm	99 kW	G9U 630;G9U 730	05.03 -	ALT	- AC; - ENG-PTO	6 PK 1145
				ALT	OE-NO.: 93161358;4430217; + AC; + ENG-PTO	6 PK 1840
				ALT	OE-NO.: 93196393;4418809; + AC; + ENG-PTO	6 PK 1795
				CAM	UNTIL: 07.06	ZRK 1462
				CAM	UNTIL: 07.06	KT 1392
2.5 CDTI						
2463 ccm	107 kW	G9U 630	08.06 -	ALT	OE-NO.: 93195485;4418675; + AC; + ENG-PTO	7 PK 1793
				CAM		ZRK 1462
				CAM		KT 1392
2.5 CDTI						
2464 ccm	84 kW	G9U 630	08.06 -	ALT	- AC; - ENG-PTO	6 PK 1145
				ALT	OE-NO.: 93161358;4430217; + AC; + ENG-PTO	6 PK 1840
				ALT	OE-NO.: 93196393;4418809; + AC; + ENG-PTO	6 PK 1795

VIVARO Kasten (F7)

2.0 ECOTEC						
1998 ccm	86 kW	F4R 820	08.06 -	ALT	- AC	5 PK 1125
				ALT	+ AC	6 PK 1795
				CAM	MTR-CODE: F4R720;F4R820	ZRK 1475
2.0 16V						
1998 ccm	88 kW	F4R 720	08.01 -	ALT	- AC	5 PK 1125
				ALT	+ AC	6 PK 1795
				CAM	MTR-CODE: F4R720;F4R820	ZRK 1475
1.9 DI						
1870 ccm	60 kW	F9Q 762	08.01 -	ALT	- AC	5 PK 1125
				ALT	+ AC	6 PK 1795
				CAM		ZRK 1067
				CAM		KT 1434
				CAM		KT 1434 W1
1.9 DTI						
1870 ccm	74 kW	F9Q 760	08.01 -	ALT	- AC	5 PK 1125
				ALT	+ AC	6 PK 1795
				CAM		ZRK 1067
				CAM		KT 1434
				CAM		KT 1434 W1
2.0 CDTI						
1995 ccm	66 kW	M9R 780;M9R 782;M9R 786	08.06 -	ALT	OE-NO.: 93161809;4431667; - AC; + ENG-PTO	7 PK 1970
				ALT	OE-NO.: 93161809;4431667; + AC; + ENG-PTO	7 PK 1970
				ALT	OE-NO.: 93198427;4434866; - AC; + ENG-PTO	7 PK 2000
2.0 CDTI						
1995 ccm	84 kW	M9R 780;M9R 784;M9R 786;M9R 788	08.06 -	ALT	+ AC; + ENG-PTO	7 PK 1970
				ALT	OE-NO.: 93161809;4431667; - AC; + ENG-PTO	7 PK 1970
				ALT	OE-NO.: 93198427;4434866; - AC; + ENG-PTO	7 PK 2000
2.5 DTI						
2463 ccm	99 kW	G9U 630;G9U 730	05.03 -	ALT	- AC; - ENG-PTO	6 PK 1145
				ALT	OE-NO.: 93161358;4430217; + AC; + ENG-PTO	6 PK 1840



OPEL

VIVARO Kasten (F7)

2.5 DTI

2463 ccm	99 kW	G9U 630;G9U 730	05.03 -	ALT CAM CAM	OE-NO.: 93196393;4418809; + AC; + ENG-PTO UNTIL: 07.06 UNTIL: 07.06	6 PK 1795 ZRK 1462 KT 1392
----------	-------	-----------------	---------	-------------------	---	----------------------------------

2.5 CDTI

2463 ccm	107 kW	G9MB6;G9U 630	08.06 -	ALT CAM CAM	OE-NO.: 93195485;4418675; + AC; + ENG-PTO	7 PK 1793 ZRK 1462 KT 1392
----------	--------	---------------	---------	-------------------	---	----------------------------------

2.5 CDTI

2464 ccm	84 kW	G9U 630	08.06 -	ALT ALT ALT	- AC; - ENG-PTO OE-NO.: 93161358;4430217; + AC; + ENG-PTO OE-NO.: 93196393;4418809; + AC; + ENG-PTO	6 PK 1145 6 PK 1840 6 PK 1795
----------	-------	---------	---------	-------------------	---	-------------------------------------

VIVARO Pritsche/Fahrgestell (E7)

2.0 ECOTEC

1998 ccm	86 kW	F4R 820	08.06 -	ALT ALT CAM	- AC + AC MTR-CODE: F4R720;F4R820	5 PK 1125 6 PK 1795 ZRK 1475
----------	-------	---------	---------	-------------------	---	------------------------------------

2.0 16V

1998 ccm	88 kW	F4R 720	08.06 -	ALT ALT CAM	- AC + AC MTR-CODE: F4R720;F4R820	5 PK 1125 6 PK 1795 ZRK 1475
----------	-------	---------	---------	-------------------	---	------------------------------------

1.9 DTI

1870 ccm	74 kW	F9Q 760	08.06 -	ALT ALT CAM CAM CAM	- AC + AC	5 PK 1125 6 PK 1795 ZRK 1067 KT 1434 KT 1434 W1
----------	-------	---------	---------	---------------------------------	--------------	---

2.0 CDTI

1995 ccm	66 kW	M9R 782	01.06 -	ALT ALT ALT	FROM: 08.06; OE-NO.: 93161809;4431667; - AC; + ENG-PTO FROM: 08.06; OE-NO.: 93161809;4431667; + AC; + ENG-PTO FROM: 08.06; OE-NO.: 93198427;4434866; - AC; + ENG-PTO	7 PK 1970 7 PK 1970 7 PK 2000
----------	-------	---------	---------	-------------------	--	-------------------------------------

2.0 CDTI

1995 ccm	84 kW	M9R 780	08.06 -	ALT ALT ALT	+ AC; + ENG-PTO OE-NO.: 93161809;4431667; - AC; + ENG-PTO OE-NO.: 93198427;4434866; - AC; + ENG-PTO	7 PK 1970 7 PK 1970 7 PK 2000
----------	-------	---------	---------	-------------------	---	-------------------------------------

2.5 CDTI

2464 ccm	84 kW	G9U 630	08.06 -	ALT ALT ALT	- AC; - ENG-PTO OE-NO.: 93161358;4430217; + AC; + ENG-PTO OE-NO.: 93196393;4418809; + AC; + ENG-PTO	6 PK 1145 6 PK 1840 6 PK 1795
----------	-------	---------	---------	-------------------	---	-------------------------------------

2.5 CDTI

2463 ccm	107 kW	G9U 630	08.06 -	ALT CAM CAM	OE-NO.: 93195485;4418675; + AC; + ENG-PTO	7 PK 1793 ZRK 1462 KT 1392
----------	--------	---------	---------	-------------------	---	----------------------------------

PEUGEOT

EXPERT (224)

1.6

1581 ccm	58 kW	222A2 (1580 SPI)	02.96 -	PS AC-C ALT ALT CAM CAM	- AC + AC	AVX 10 x 675 4 PK 900 6 PK 894 6 PK 925 ZRK 1244 KT 1037
----------	-------	------------------	---------	--	--------------	---

1.8

1761 ccm	74 kW	LFZ (XU7JP)	10.96 -	ALT ALT ALT CAM CAM W-P; CAM	+ AC AMP: 70,8; - AC AMP: 90; - AC	6 PK 1660 6 PK 1070 6 PK 1078 ZRK 1128 KT 1068 KT 1068 W1
----------	-------	-------------	---------	---	--	--

2.0

1997 ccm	100 kW	RFN (EW10J4)	07.00 -	ALT	- AC	6 PK 1190
----------	--------	--------------	---------	-----	------	-----------



PEUGEOT

EXPERT (224)

2.0

1997 ccm	100 kW	RFN (EW10J4)	07.00 -	ALT	+ AC	6 PK 1710
				CAM	FROM: 11.06	ZRK 1588
				CAM	UNTIL: 10.06	ZRK 1149
				CAM	FROM: 11.06	KT 1485
				CAM	UNTIL: 10.06	KT 1244
				W-P; CAM	OPT	KT 1244 W3

1.9 D

1868 ccm	51 kW	WJY (DW8B);WJZ (DW8)	12.03 -	ALT	- AC; - PS	6 PK 865
				ALT	+ AC; - PS	6 PK 1045
				ALT	+ AC; + PS	6 PK 1751
				ALT	MTR-CODE: DW8; FROM ORGA-NO.: 8375; + PS; - AC	6 PK 1440
				ALT	MTR-CODE: DW8B; - AC	6 PK 1440
				ALT	MTR-CODE: DW8B; + AC	6 PK 1675

1.9 D

1905 ccm	51 kW	D9B (XUD9AU)	02.96 -	VAC-P		AVX 10 x 650
				ALT	- AC; - PS	6 PK 730
				ALT	+ AC; - PS	6 PK 1165
				ALT	+ AC; + PS	6 PK 1740
				ALT	+ PS; - AC	6 PK 1115
				CAM		ZRK 1262
				CAM		KT 1040
				W-P; CAM	FROM: 02.97	KT 1040 W3
				W-P; CAM	UNTIL: 01.97	KT 1040 W1

1.9 TD

1905 ccm	66 kW	DHX (XUD9TE)	02.96 -	VAC-P		AVX 10 x 650
				ALT	- AC; - PS	6 PK 730
				ALT	+ AC; - PS	6 PK 1165
				ALT	+ AC; + PS	6 PK 1740
				ALT	+ PS; - AC	6 PK 1115
				CAM		ZRK 1262
				CAM		KT 1040
				W-P; CAM	FROM: 02.97	KT 1040 W3
				W-P; CAM	UNTIL: 01.97	KT 1040 W1

1.9 TD

1905 ccm	68 kW	D8B (XUD9TE)	02.96 -	VAC-P		AVX 10 x 650
				ALT	- AC; - PS	6 PK 730
				ALT	+ AC; - PS	6 PK 1165
				ALT	+ AC; + PS	6 PK 1740
				ALT	+ PS; - AC	6 PK 1115
				CAM		ZRK 1262
				CAM		KT 1040
				W-P; CAM		KT 1040 W1

2.0 HDI

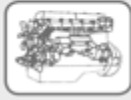
1997 ccm	80 kW	RHZ (DW10ATED)	07.00 -	ALT	FROM: 12.01; - AC	6 PK 1470
				ALT	FROM: 12.01; + AC	6 PK 1740
				CAM		ZRK 1352
				CAM	FROM ORGA-NO.: 08561	KT 1518
				CAM	MTR-CODE: DW10ATED4; FROM ORGA-NO.: 10011	KT 1480
				CAM	UNTIL ORGA-NO.: 08560	KT 1327
				CAM		KT 1534 W1
				W-P; CAM	FROM ORGA-NO.: 08561	KT 1518 W1
				W-P; CAM	UNTIL ORGA-NO.: 08560	KT 1327 W1

2.0 HDi

1997 ccm	69 kW	RHX (DW10BTED)	10.00 -	ALT	- AC	6 PK 1470
				ALT	+ AC	6 PK 1740
				CAM		ZRK 1352
				CAM	FROM ORGA-NO.: 09868	KT 1327
				CAM	UNTIL ORGA-NO.: 09867	KT 1518
				W-P; CAM	FROM ORGA-NO.: 09868	KT 1327 W1
				W-P; CAM	UNTIL ORGA-NO.: 09867	KT 1518 W1

2.0 HDI

1997 ccm	80 kW	RHW (DW10ATED4)	07.00 -	ALT	- AC	6 PK 1470
				ALT	+ AC	6 PK 1740
				CAM	FROM: 11.03; UNTIL: 04.04	ZRK 1441



PEUGEOT

EXPERT (224)

2.0 HDI

1997 ccm	80 kW	RHW (DW10ATED4)	07.00 -	CAM	FROM ORGA-NO.: 10011; MTR-CODE: DW10ATED4	KT 1480
				CAM	UNTIL ORGA-NO.: 10010	KT 1351
				W-P; CAM	FROM ORGA-NO.: 10011	KT 1480 W1
				W-P; CAM	UNTIL ORGA-NO.: 10010	KT 1351 W1

EXPERT Kasten (222)

1.6

1581 ccm	58 kW	222A2 (1580 SPI)	02.96 -	PS		AVX 10 x 675
				AC-C		4 PK 900
				ALT	- AC	6 PK 894
				ALT	+ AC	6 PK 925
				CAM		ZRK 1244
				CAM		KT 1037

1.8

1761 ccm	74 kW	LFZ (XU7JP)	10.96 -	ALT	+ AC	6 PK 1660
				ALT	AMP: 70,8; - AC	6 PK 1070
				ALT	AMP: 90; - AC	6 PK 1078
				CAM		ZRK 1128
				CAM		KT 1068
				W-P; CAM		KT 1068 W1

2.0

1997 ccm	100 kW	RFN (EW10J4)	09.02 -	ALT	- AC	6 PK 1190
				ALT	+ AC	6 PK 1710
				CAM	FROM: 11.06	ZRK 1588
				CAM	UNTIL: 10.06	ZRK 1149
				CAM	FROM: 11.06	KT 1485
				CAM	UNTIL: 10.06	KT 1244
				W-P; CAM	OPT	KT 1244 W3

1.9 D 70

1868 ccm	51 kW	WJY (DW8B);WJZ (DW8)	12.98 -	ALT	- AC; - PS	6 PK 865
				ALT	+ AC; - PS	6 PK 1045
				ALT	+ AC; + PS	6 PK 1751
				ALT	FROM: 10.99; MTR-CODE: DW8; FROM ORGA-NO.: 8375; + PS; - AC	6 PK 1440
				ALT	FROM: 12.02; MTR-CODE: DW8B; + AC	6 PK 1675
				ALT	MTR-CODE: DW8B; - AC	6 PK 1440
				ALT	UNTIL: 10.99; UNTIL ORGA-NO.: 8374; + PS; - AC	6 PK 1390
				ALT	UNTIL: 12.02; MTR-CODE: DW8B; UNTIL ORGA-NO.: 09520; + AC	6 PK 1735
				CAM		ZRK 1351
				CAM		KT 1433
				W-P; CAM	MTR-CODE: DW8	KT 1517 W1

1.9 D

1905 ccm	51 kW	D9B (XUD9AU)	02.96 -	ALT	- AC; - PS	6 PK 730
				ALT	+ AC; - PS	6 PK 1165
				ALT	+ AC; + PS	6 PK 1740
				ALT	+ PS; - AC	6 PK 1115
				CAM		ZRK 1262
				CAM		KT 1040
				W-P; CAM	FROM: 02.97	KT 1040 W3
				W-P; CAM	UNTIL: 01.97	KT 1040 W1

1.9 TD

1905 ccm	66 kW	DHX (XUD9TE)	02.96 -	ALT	- AC; - PS	6 PK 730
				ALT	+ AC; - PS	6 PK 1165
				ALT	+ AC; + PS	6 PK 1740
				ALT	+ PS; - AC	6 PK 1115
				CAM		ZRK 1262
				CAM		KT 1040
				W-P; CAM	FROM: 02.97	KT 1040 W3
				W-P; CAM	UNTIL: 01.97	KT 1040 W1

1.9 TD

1905 ccm	68 kW	D8B (XUD9TE)	02.96 -	ALT	- AC; - PS	6 PK 730
				ALT	+ AC; - PS	6 PK 1165
				ALT	+ AC; + PS	6 PK 1740
				ALT	+ PS; - AC	6 PK 1115



PEUGEOT

EXPERT Kasten (222)

1.9 TD

1905 ccm	68 kW	D8B (XUD9TE)	02.96 -	CAM		ZRK 1262
				CAM		KT 1040
				W-P; CAM	FROM: 02.97	KT 1040 W3
				W-P; CAM	UNTIL: 01.97	KT 1040 W1

2.0 HDI

1997 ccm	69 kW	RHX (DW10BTED)	07.00 -	ALT	- AC	6 PK 1470
				ALT	+ AC	6 PK 1740
				CAM		ZRK 1352
				CAM	FROM ORGA-NO.: 09868	KT 1327
				CAM	UNTIL ORGA-NO.: 09867	KT 1518
				W-P; CAM	FROM ORGA-NO.: 09868	KT 1327 W1
				W-P; CAM	UNTIL ORGA-NO.: 09867	KT 1518 W1

2.0 HDI

1997 ccm	80 kW	RHZ (DW10ATED)	07.00 -	ALT	FROM: 12.01; - AC	6 PK 1470
				ALT	FROM: 12.01; + AC	6 PK 1740
				CAM		ZRK 1352
				CAM	FROM ORGA-NO.: 08561	KT 1518
				CAM	FROM ORGA-NO.: 10011; MTR-CODE: DW10ATED04	KT 1480
				CAM	UNTIL ORGA-NO.: 08560	KT 1327
				CAM	MTR-CODE: DW10CTED	KT 1534 W1
				W-P; CAM	FROM ORGA-NO.: 08561	KT 1518 W1
				W-P; CAM	UNTIL ORGA-NO.: 08560	KT 1327 W1

2.0 HDI

1997 ccm	80 kW	RHW (DW10ATED4)	07.00 -	ALT	- AC	6 PK 1470
				ALT	+ AC	6 PK 1740
				CAM	FROM: 11.03; UNTIL: 04.04	ZRK 1441
				CAM	FROM ORGA-NO.: 10011; MTR-CODE: DW10ATED4	KT 1480
				CAM	UNTIL ORGA-NO.: 10010	KT 1351
				W-P; CAM	FROM ORGA-NO.: 10011	KT 1480 W1
				W-P; CAM	UNTIL ORGA-NO.: 10010	KT 1351 W1

EXPERT Pritsche/Fahrgestell (223)

1.6

1581 ccm	58 kW	222A2 (1580 SPI)	02.96 -	PS		AVX 10 x 675
				AC-C		4 PK 900
				ALT	- AC	6 PK 894
				ALT	+ AC	6 PK 925
				CAM		ZRK 1244
				CAM		KT 1037

1.9 D

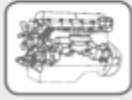
1868 ccm	51 kW	WJY (DW8B);WJZ (DW8)	06.98 -	ALT	- AC; - PS	6 PK 865
				ALT	+ AC; - PS	6 PK 1045
				ALT	+ AC; + PS	6 PK 1751
				ALT	FROM: 10.99; MTR-CODE: DW8; FROM ORGA- NO.: 8375; + PS; - AC	6 PK 1440
				ALT	FROM: 12.02; MTR-CODE: DW8B; + AC	6 PK 1675
				ALT	MTR-CODE: DW8B; - AC	6 PK 1440
				ALT	UNTIL: 10.99; UNTIL ORGA-NO.: 8374; + PS; - AC	6 PK 1390
				ALT	UNTIL: 12.02; MTR-CODE: DW8B; UNTIL ORGA-NO.: 09520; + AC	6 PK 1735

1.9 D

1905 ccm	51 kW	D9B (XUD9AU)	02.96 -	ALT	- AC; - PS	6 PK 730
				ALT	+ AC; - PS	6 PK 1165
				ALT	+ AC; + PS	6 PK 1740
				ALT	+ PS; - AC	6 PK 1115
				CAM		ZRK 1262
				CAM		KT 1040
				W-P; CAM	FROM: 02.97	KT 1040 W3
				W-P; CAM	UNTIL: 01.97	KT 1040 W1

1.9 TD

1905 ccm	66 kW	DHX (XUD9TE)	02.96 -	ALT	- AC; - PS	6 PK 730
				ALT	+ AC; - PS	6 PK 1165
				ALT	+ AC; + PS	6 PK 1740
				ALT	+ PS; - AC	6 PK 1115



PEUGEOT

EXPERT Pritsche/Fahrgestell (223)

1.9 TD

1905 ccm	66 kW	DHX (XUD9TE)	02.96 -	CAM		ZRK 1262
				CAM		KT 1040
				W-P; CAM	FROM: 02.97	KT 1040 W3
				W-P; CAM	UNTIL: 01.97	KT 1040 W1

1.9 TD

1905 ccm	68 kW	D8B (XUD9TE)	02.96 -	ALT	- AC; - PS	6 PK 730
				ALT	+ AC; - PS	6 PK 1165
				ALT	+ AC; + PS	6 PK 1740
				ALT	+ PS; - AC	6 PK 1115
				CAM		ZRK 1262
				CAM		KT 1040
				W-P; CAM	FROM: 02.97	KT 1040 W3
				W-P; CAM	UNTIL: 01.97	KT 1040 W1

2.0 HDi

1997 ccm	80 kW	RHW (DW10ATED4)	10.00 -	ALT	MTR-CODE: DW10ATED;DW10CTED+; - AC	6 PK 1470
				ALT	MTR-CODE: DW10ATED;DW10CTED+; + AC	6 PK 1740
				ALT	MTR-CODE: DW10ATED4; - AC	6 PK 1470
				ALT	MTR-CODE: DW10ATED4; + AC	6 PK 1740

EXPERT Tepee (VF3V_)

2.0 16V

1997 ccm	103 kW	RFH (EW10A);RFJ (EW10A)	01.07 -	ALT		6 PK 1000
				CAM		ZRK 1588
				CAM		KT 1485
				W-P; CAM		KT 1504 W1

1.6 HDi 90

1560 ccm	66 kW	9HU (DV6UTED4)	01.07 -	ALT	MTR-CODE: DV6UTED4; - AC	6 PK 1352
				ALT	MTR-CODE: DV6UTED4; + AC	6 PK 1710
				CAM		ZRK 1460
				CAM		KT 1390
				W-P; CAM		KT 1390 W1

2.0 HDi 100

1997 ccm	72 kW		03.11 -	CAM	FROM: 07.11	ZRK 1592
				CAM	FROM: 07.11	KT 1500

2.0 HDi 120

1997 ccm	88 kW	RHK (DW10UTED4)	01.07 -	ALT		6 PK 1215
				CAM		ZRK 1452
				CAM		KT 1428
				W-P; CAM		KT 1428 W1

2.0 HDi 120 4x4

1997 ccm	88 kW	RHK (DW10UTED4)	01.07 -	W-P; CAM		KT 1428 W1
----------	-------	-----------------	---------	----------	--	------------

2.0 HDi 130

1997 ccm	94 kW		03.11 -	CAM	FROM: 07.11	ZRK 1592
				CAM	FROM: 07.11	KT 1500

2.0 HDi 140

1997 ccm	100 kW	RHR (DW10BTED4)	01.07 -	ALT		6 PK 1215
				CAM		ZRK 1452
				CAM		KT 1428
				W-P; CAM		KT 1428 W1

2.0 HDi 165

1997 ccm	120 kW	RHH (DW10CTED4)	09.09 -	ALT	FROM: 04.10	6 PK 1245
				CAM	FROM: 04.10	ZRK 1592
				CAM	FROM: 04.10	KT 1500

EXPERT Kasten (VF3A_, VF3U_, VF3X_)

2.0 16V

1997 ccm	103 kW	RFH (EW10A);RFJ (EW10A)	01.07 -	ALT		6 PK 1000
				CAM		ZRK 1588
				CAM		KT 1504
				W-P; CAM		KT 1504 W1

1.6 HDi 90

1560 ccm	66 kW	9HU (DV6UTED4)	01.07 -	ALT	- AC	6 PK 1352
				ALT	+ AC	6 PK 1710
				CAM		ZRK 1460
				CAM		KT 1390
				W-P; CAM		KT 1390 W1



PEUGEOT

EXPERT Kasten (VF3A_, VF3U_, VF3X_)

2.0 HDi 120

1997 ccm	88 kW	RHK (DW10UTED4)	01.07 -	ALT CAM CAM W-P; CAM		6 PK 1215 ZRK 1452 KT 1428 KT 1428 W1
----------	-------	-----------------	---------	-------------------------------	--	--

2.0 HDi 130

1997 ccm	94 kW		03.11 -	CAM CAM	FROM: 07.11 FROM: 07.11	ZRK 1592 KT 1500
----------	-------	--	---------	------------	----------------------------	---------------------

2.0 HDi 140

1997 ccm	100 kW	RHR (DW10BTED4)	01.07 -	ALT CAM CAM W-P; CAM		6 PK 1215 ZRK 1452 KT 1428 KT 1428 W1
----------	--------	-----------------	---------	-------------------------------	--	--

2.0 HDi 165

1997 ccm	120 kW	RHH (DW10CTED4)	09.09 -	ALT CAM CAM	FROM: 04.10 FROM: 04.10 FROM: 04.10	6 PK 1245 ZRK 1592 KT 1500
----------	--------	-----------------	---------	-------------------	---	----------------------------------

EXPERT Pritsche/Fahrgestell

1.6 HDi 90

1560 ccm	66 kW	9HU (DV6UTED4)	01.07 -	ALT ALT CAM CAM W-P; CAM	FROM: 06.07; - AC FROM: 06.07; + AC	6 PK 1352 6 PK 1710 ZRK 1460 KT 1390 KT 1390 W1
----------	-------	----------------	---------	--------------------------------------	--	---

2.0 HDi 120

1997 ccm	88 kW	RHK (DW10UTED4)	01.07 -	ALT W-P; CAM	FROM: 06.07	6 PK 1215 KT 1428 W1
----------	-------	-----------------	---------	-----------------	-------------	-------------------------

2.0 HDi 140

1997 ccm	100 kW	RHR (DW10BTED4)	01.07 -	ALT W-P; CAM		6 PK 1215 KT 1428 W1
----------	--------	-----------------	---------	-----------------	--	-------------------------

PARTNER Combispace (5F)

1.1

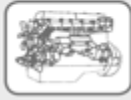
1124 ccm	44 kW	HDZ (TU1M);HFX (TU1JP)	06.96 -	ALT ALT ALT ALT ALT PS PS CAM CAM CAM CAM CAM CAM CAM CAM CAM CAM W-P; CAM	- PS FROM: 09.00; MTR-CODE: TU1JP; - AC FROM: 09.00; MTR-CODE: TU1JP; + AC MTR-CODE: TU1M+; - PS; + V-PUL MTR-CODE: TU1M+; + PS MTR-CODE: TU1M+; - AC MTR-CODE: TU1M+; + AC FROM MTR-NO: 3762435; MTR-CODE: TU1JP MTR-CODE: TU1M UNTIL MTR-NO: 3762434; MTR-CODE: TU1JP FROM MTR-NO: 3762435 MTR-CODE: TU1M UNTIL MTR-NO: 3762434; MTR-CODE: TU1JP MTR-CODE: TU1M UNTIL MTR-NO: 3762434; MTR-CODE: TU1JP FROM MTR-NO: 3762434; MTR-CODE: TU1JP	AVX 10 x 715 AVX 10 x 710 6 PK 1450 6 PK 1560 5 PK 715 4 PK 855 5 PK 880 5 PK 1255 ZRK 1467 ZRK 1114 ZRK 1114 KT 1398 KT 1013 KT 1013 KT 1013 W1 KT 1013 W1 KT 1398 W1
----------	-------	------------------------	---------	---	---	--

1.4

1360 ccm	54 kW	KFW (TU3JP)	11.02 -	ALT ALT ALT ALT ALT W-P; CAM	FROM: 10.05; MTR-CODE: TU3A;TU3JP; + AC FROM: 10.05; MTR-CODE: TU3A;TU3JP; FROM ORGA-NO.: 10563; + AC MTR-CODE: TU3A;TU3JP; - AC UNTIL: 10.05; MTR-CODE: TU3A;TU3JP; + AC UNTIL: 10.05; MTR-CODE: TU3A;TU3JP; UNTIL ORGA-NO.: 10562; + AC MTR-CODE: TU3A	6 PK 1565 6 PK 1565 6 PK 1450 6 PK 1560 6 PK 1560 KT 1370 W1
----------	-------	-------------	---------	---	---	---

1.4

1360 ccm	55 kW	KFW (TU3JP);KFX (TU3JP);TU32	06.96 -	ALT ALT ALT ALT	FROM: 08.00; MTR-CODE: TU3JP; - AC FROM: 09.00; UNTIL: 10.02; MTR-CODE: TU3JP; UNTIL ORGA-NO.: 10562; + AC FROM: 10.05; MTR-CODE: TU3JP; FROM ORGA-NO.: 10563; + AC	AVX 10 x 715 6 PK 1450 6 PK 1560 6 PK 1565
----------	-------	------------------------------	---------	--------------------------	---	---



PEUGEOT

PARTNER Combispace (5F)

1.4						
1360 ccm	55 kW	KFW (TU3JP);KFX (TU3JP);TU32	06.96 -	ALT	FROM: 10.96; MTR-CODE: TU3JP; - AC; - PS; + V-PUL	5 PK 715
				ALT	FROM: 10.96; MTR-CODE: TU3JP; + AC	4 PK 855
				ALT	FROM: 10.96; MTR-CODE: TU3JP; + PS; - AC	4 PK 855
				ALT	FROM: 10.96; UNTIL: 08.00; MTR-CODE: TU3JP; + AC	4 PK 855
				ALT	FROM: 10.96; UNTIL: 08.00; MTR-CODE: TU3JP; + PS; - AC	4 PK 855
				PS	FROM: 10.96; MTR-CODE: TU3JP; - AC	5 PK 880
				PS	FROM: 10.96; MTR-CODE: TU3JP; + AC	5 PK 1255
				CAM	FROM MTR-NO: 3666766	ZRK 1457
				CAM	UNTIL MTR-NO: 3666765	ZRK 1118
				CAM	FROM MTR-NO: 3666766	KT 1370
				CAM	UNTIL MTR-NO: 3666765	KT 1019
				W-P; CAM	FROM MTR-NO: 3666766	KT 1370 W1
				W-P; CAM	UNTIL MTR-NO: 3666765	KT 1019 W1
1.6 16V						
1587 ccm	80 kW	NFU (TU5JP4)	07.01 -	ALT	- AC	6 PK 1450
				ALT	- AC; FROM: 2002	6 PK 1450
				ALT	FROM: 02.05; FROM ORGA-NO.: 10311; + AC	6 PK 1565
				ALT	UNTIL: 01.05; UNTIL ORGA-NO.: 10310; + AC	6 PK 1560
				ALT	UNTIL: 01.05; UNTIL ORGA-NO.: 10310; + AC; FROM: 2002	6 PK 1560
				ALT	UNTIL: 2002	4 PK 855
				PS	- AC; UNTIL: 2002	5 PK 880
				PS	+ AC; UNTIL: 2002	5 PK 1255
				CAM		ZRK 1537
				CAM	FROM MTR-NO: 1806405	KT 1332
				CAM	UNTIL MTR-NO: 1806404	KT 1330
				W-P; CAM	FROM MTR-NO: 1806405	KT 1332 W1
				W-P; CAM	UNTIL MTR-NO: 1806404	KT 1330 W1
1.8						
1761 ccm	66 kW	LFX (XU7JB)	05.97 -	ALT	- AC; - PS	6 PK 750
				ALT	+ AC; + PS	6 PK 1660
				ALT	+ PS; - AC	6 PK 1078
				CAM		ZRK 1128
				CAM		KT 1068
				W-P; CAM		KT 1068 W1
1.6 HDi 75						
1560 ccm	55 kW	9HW (DV6BTED4)	02.06 -	ALT	- AC	6 PK 1352
				ALT	+ AC	6 PK 1710
				CAM		ZRK 1460
				CAM		KT 1390
				W-P; CAM		KT 1390 W1
1.6 HDi 90						
1560 ccm	66 kW	9HX (DV6ATED4)	02.06 -	ALT	+ AC	6 PK 1710
				ALT	FROM ORGA-NO.: 10571; - AC	6 PK 1352
				CAM		ZRK 1460
				CAM		KT 1390
				W-P; CAM		KT 1390 W1
1.9 D						
1905 ccm	50 kW	DJY (XUD9A)	06.96 -	ALT	- AC; - PS	6 PK 730
				ALT	+ AC; - PS	6 PK 1165
				ALT	+ AC; + PS	6 PK 1740
				ALT	+ PS; - AC	6 PK 1115
				CAM		ZRK 1262
				CAM		KT 1040
				W-P; CAM	FROM: 02.97	KT 1040 W3
				W-P; CAM	UNTIL: 01.97	KT 1040 W1
1.9 D						
1868 ccm	51 kW	WJY (DW8B);WJZ (DW8)	12.98 -	ALT	- AC; - PS	6 PK 865
				ALT	+ AC; - PS	6 PK 1045
				ALT	FROM: 11.02; + AC; + PS	6 PK 1675
				ALT	FROM: 11.99; FROM ORGA-NO.: 8400; + PS; - AC	6 PK 1440
				ALT	UNTIL: 10.02; + AC; + PS	6 PK 1695
				ALT	UNTIL: 10.02; + AC; + PS	6 PK 1751



PEUGEOT

PARTNER Combispace (5F)

1.9 D

1868 ccm	51 kW	WJY (DW8B);WJZ (DW8)	12.98 -	ALT	UNTIL: 11.99; UNTIL ORGA-NO.: 8399; + PS; - AC	6 PK 1390
				CAM		ZRK 1351
				CAM		KT 1433
				W-P; CAM		KT 1517 W1

1.9 D 4x4

1868 ccm	51 kW	WJY (DW8B)	04.04 -	ALT	- AC; - PS	6 PK 865
				ALT	+ AC; - PS	6 PK 1045
				ALT	+ AC; + PS	6 PK 1675
				ALT	+ PS; - AC	6 PK 1440
				CAM		ZRK 1351
				CAM		KT 1433
				W-P; CAM		KT 1517 W1

1.9 D

1905 ccm	51 kW	XUD9	05.96 -	ALT	- AC; - PS	6 PK 730
				ALT	+ AC; - PS	6 PK 1165
				ALT	+ AC; + PS	6 PK 1740
				ALT	+ PS; - AC	6 PK 1115
				CAM		ZRK 1262
				CAM		KT 1040
				W-P; CAM	FROM: 02.97	KT 1040 W3
				W-P; CAM	UNTIL: 01.97	KT 1040 W1

2.0 HDI

1997 ccm	66 kW	RHY (DW10TD)	02.00 -	ALT	- AC	6 PK 1470
				ALT	FROM: 11.02; + AC	6 PK 1740
				ALT	UNTIL: 10.02; + AC	6 PK 1751
				CAM		ZRK 1352
				CAM	FROM ORGA-NO.: 08736	KT 1518
				CAM	UNTIL ORGA-NO.: 08735	KT 1327
				CAM	FROM: 10.00	KT 1534 W1
				W-P; CAM	FROM ORGA-NO.: 08736	KT 1518 W1
				W-P; CAM	UNTIL ORGA-NO.: 08735	KT 1327 W1

2.0 HDi 4x4

1997 ccm	66 kW	RHY (DW10TD)	04.04 -	ALT	- AC	6 PK 1470
				ALT	+ AC	6 PK 1740
				CAM	FROM ORGA-NO.: 08736	KT 1518
				CAM		KT 1534 W1
				W-P; CAM	FROM ORGA-NO.: 08736	KT 1518 W1
				W-P; CAM	UNTIL ORGA-NO.: 08735	KT 1327 W1

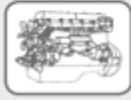
PARTNER Kasten (5)

1.1

1124 ccm	44 kW	HDZ (TU1M)	06.96 -	ALT		AVX 10 x 715
				ALT	- AC; - PS	AVX 10 x 710
				ALT	MTR-CODE: TU1JP; - AC	6 PK 1450
				ALT	MTR-CODE: TU1JP; + AC	6 PK 1560
				ALT	MTR-CODE: TU1M+; - PS; + V-PUL	5 PK 715
				ALT	MTR-CODE: TU1M+; + PS	4 PK 855
				PS	MTR-CODE: TU1M+; - AC	5 PK 880
				PS	MTR-CODE: TU1M+; + AC	5 PK 1255
				CAM		ZRK 1114
				CAM		KT 1013
				CAM		KT 1013 W1
				CAM	MTR-CODE: TU1JP	KT 1398 W2
				W-P; CAM	FROM MTR-NO: 3762434	KT 1398 W1

1.4

1360 ccm	55 kW	KFX (TU3JP);TU32	06.96 -	ALT		AVX 10 x 715
				ALT	- AC; - PS	AVX 10 x 710
				ALT	FROM: 09.00; MTR-CODE: TU3JP; - AC	6 PK 1450
				ALT	FROM: 09.00; MTR-CODE: TU3JP; UNTIL ORGA-NO.: 10562; + AC	6 PK 1560
				ALT	FROM: 10.05; MTR-CODE: TU32;TU3A;TU3JP; + AC	6 PK 1565
				ALT	FROM: 11.02; MTR-CODE: TU32;TU3A;TU3JP; - AC	6 PK 1450
				ALT	FROM: 11.02; UNTIL: 10.05; MTR-CODE: TU32;TU3A;TU3JP; + AC	6 PK 1560
				ALT	UNTIL: 08.00; MTR-CODE: TU3JP; - AC; - PS	5 PK 715



PEUGEOT

PARTNER Kasten (5)

1.4						
1360 ccm	55 kW	KFX (TU3JP);TU32	06.96 -	ALT	UNTIL: 08.00; MTR-CODE: TU3JP; + AC	4 PK 855
				ALT	UNTIL: 08.00; MTR-CODE: TU3JP; + PS; - AC	4 PK 855
				ALT	UNTIL: 10.02; MTR-CODE: TU32;TU3A;TU3JP; - AC; - PS; + V-PUL	5 PK 715
				ALT	UNTIL: 10.02; MTR-CODE: TU32;TU3A;TU3JP; + AC	4 PK 855
				ALT	UNTIL: 10.02; MTR-CODE: TU32;TU3A;TU3JP; + PS; - AC	4 PK 855
				PS	UNTIL: 08.00; MTR-CODE: TU3JP; - AC	5 PK 880
				PS	UNTIL: 08.00; MTR-CODE: TU3JP; + AC	5 PK 1255
				PS	UNTIL: 10.02; MTR-CODE: TU32;TU3A;TU3JP; - AC	5 PK 880
				PS	UNTIL: 10.02; MTR-CODE: TU32;TU3A;TU3JP; + AC	5 PK 1255
				CAM	FROM MTR-NO: 3666766	ZRK 1457
				CAM	UNTIL MTR-NO: 3666765	ZRK 1118
				CAM	FROM MTR-NO: 3666766	KT 1370
				CAM	UNTIL MTR-NO: 3666765	KT 1019
				W-P; CAM	FROM MTR-NO: 3666766	KT 1370 W1
				W-P; CAM	UNTIL MTR-NO: 3666765	KT 1019 W1
1.4 BiFuel						
1360 ccm	55 kW	KFW (TU3JP)	04.03 -	ALT	- AC	6 PK 1450
				ALT	+ AC	6 PK 1565
				CAM		ZRK 1457
				CAM		KT 1370
				W-P; CAM	FROM MTR-NO: 3666766	KT 1370 W1
				W-P; CAM	UNTIL MTR-NO: 3666765	KT 1019 W1
1.6						
1587 ccm	80 kW	NFU (TU5JP4)	09.00 -	ALT	MTR-CODE: TU5JP4	4 PK 855
				PS	MTR-CODE: TU5JP4; - AC	5 PK 880
				PS	MTR-CODE: TU5JP4; + AC	5 PK 1255
				CAM	MTR-CODE: TU5JP4	ZRK 1537
				CAM	MTR-CODE: TU5JP4	KT 1332
1.6 HDi 75						
1560 ccm	55 kW	9HW (DV6BTED4)	02.06 -	ALT	MTR-CODE: DV6B; - AC	6 PK 1352
				ALT	MTR-CODE: DV6B; + AC	6 PK 1710
				ALT	MTR-CODE: DV6BTED4; - AC	6 PK 1352
				ALT	MTR-CODE: DV6BTED4; + AC	6 PK 1710
				CAM		ZRK 1460
				CAM		KT 1390
				W-P; CAM		KT 1390 W1
1.6 HDi 90						
1560 ccm	66 kW	9HX (DV6ATED4)	02.06 -	ALT	- AC	6 PK 1352
				ALT	+ AC	6 PK 1710
				CAM		ZRK 1460
				CAM		KT 1390
				W-P; CAM		KT 1390 W1
1.8 D						
1769 ccm	43 kW	A9A (XUD7)	06.96 -	ALT	- AC; - PS	6 PK 730
				ALT	+ AC; - PS	6 PK 1165
				ALT	+ AC; + PS	6 PK 1740
				ALT	+ PS; - AC	6 PK 1115
				CAM		ZRK 1262
				CAM		KT 1040
				W-P; CAM	FROM: 02.97	KT 1040 W3
				W-P; CAM	UNTIL: 01.97	KT 1040 W1
1.8 D						
1769 ccm	44 kW	A9A (XUD7)	11.96 -	ALT	- AC; - PS	6 PK 730
				ALT	+ AC; - PS	6 PK 1165
				ALT	+ AC; + PS	6 PK 1740
				ALT	+ PS; - AC	6 PK 1115
1.9 D						
1905 ccm	50 kW	DJY (XUD9A)	05.96 -	ALT	- AC; - PS	6 PK 730
				ALT	+ AC; - PS	6 PK 1165
				ALT	+ AC; + PS	6 PK 1740
				ALT	+ PS; - AC	6 PK 1115
				CAM		ZRK 1262



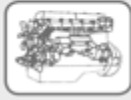
PEUGEOT

PARTNER Kasten (5)

1.9 D						
1905 ccm	50 kW	DJY (XUD9A)	05.96 -	CAM		KT 1040
1.9 D						
1905 ccm	51 kW	DJY (XUD9A)	06.96 -	ALT	- AC; - PS	6 PK 730
				ALT	+ AC; - PS	6 PK 1165
				ALT	+ AC; + PS	6 PK 1740
				ALT	+ PS; - AC	6 PK 1115
				CAM		ZRK 1262
				CAM		KT 1040
				W-P; CAM	FROM: 02.97	KT 1040 W3
				W-P; CAM	UNTIL: 01.97	KT 1040 W1
1.9 D 4x4						
1868 ccm	51 kW	WJY (DW8B)	04.04 -	ALT	- AC; - PS	6 PK 865
				ALT	+ AC; - PS	6 PK 1045
				ALT	+ AC; + PS	6 PK 1675
				ALT	+ PS; - AC	6 PK 1440
				CAM		ZRK 1351
				CAM		KT 1433
				W-P; CAM		KT 1517 W1
1.9 D						
1868 ccm	51 kW	WJY (DW8B);WJZ (DW8)	06.96 -	ALT	FROM: 11.02; MTR-CODE: DW8;DW8B; + AC; + PS	6 PK 1675
				ALT	FROM: 11.99; MTR-CODE: DW8;DW8B; FROM ORGA-NO.: 8400; + PS; - AC	6 PK 1440
				ALT	MTR-CODE: DW8;DW8B; - AC; - PS	6 PK 865
				ALT	MTR-CODE: DW8;DW8B; + AC; - PS	6 PK 1045
				ALT	UNTIL: 10.02; MTR-CODE: DW8;DW8B; + AC; + PS	6 PK 1695
				ALT	UNTIL: 10.02; MTR-CODE: DW8;DW8B; + AC; + PS	6 PK 1751
				ALT	UNTIL: 11.99; MTR-CODE: DW8;DW8B; UNTIL ORGA-NO.: 8399; + PS; - AC	6 PK 1390
				CAM		ZRK 1351
				CAM		KT 1433
				W-P; CAM		KT 1517 W1
2.0 HDi						
1997 ccm	66 kW	RHY (DW10TD)	04.00 -	ALT	- AC	6 PK 1470
				ALT	FROM: 11.02; + AC	6 PK 1740
				ALT	UNTIL: 10.02; + AC	6 PK 1751
				CAM		ZRK 1352
				CAM	FROM ORGA-NO.: 08736	KT 1518
				CAM	UNTIL ORGA-NO.: 8735	KT 1327
				CAM	FROM: 10.00	KT 1534 W1
				W-P; CAM	FROM ORGA-NO.: 08736	KT 1518 W1
				W-P; CAM	UNTIL ORGA-NO.: 08735	KT 1327 W1
2.0 HDi 4x4						
1997 ccm	66 kW	RHY (DW10TD)	04.04 -	ALT	- AC	6 PK 1470
				ALT	+ AC	6 PK 1740
				CAM		ZRK 1352
				CAM	UNTIL ORGA-NO.: 8735	KT 1327

PARTNER Tepee

1.6						
1587 ccm	66 kW	NFR (TU5JP4B)	04.08 -	ALT	- AC	6 PK 1205
				ALT	+ AC	6 PK 1700
				CAM		ZRK 1537
				CAM		KT 1332
				W-P; CAM		KT 1332 W1
1.6						
1587 ccm	80 kW	NFU (TU5JP4)	04.08 -	ALT	MTR-CODE: TU5JP4; - AC	6 PK 1205
				ALT	MTR-CODE: TU5JP4; + AC	6 PK 1700
				CAM		ZRK 1537
				CAM		KT 1332
				W-P; CAM		KT 1332 W1
1.6 HDi						
1560 ccm	55 kW	9HT (DV6BTED4)	04.08 -	ALT	- AC	6 PK 1352
				ALT	+ AC	6 PK 1710
				CAM	MTR-CODE: DV6ATED4;DV6TED4	ZRK 1460



PEUGEOT

PARTNER Tepee

1.6 HDi

1560 ccm	55 kW	9HT (DV6BTED4)	04.08 -	CAM W-P; CAM	MTR-CODE: DV6ATED4;DV6TED4	KT 1390 KT 1390 W1
----------	-------	----------------	---------	-----------------	----------------------------	-----------------------

1.6 HDi

1560 ccm	66 kW	9HX (DV6ATED4)	04.08 -	ALT	MTR-CODE: DV6ATED4;DV6ATED4;DV6TED4; - AC	6 PK 1352
				ALT	MTR-CODE: DV6ATED4;DV6ATED4;DV6TED4; + AC	6 PK 1710
				ALT	MTR-CODE: DV6ATED4;DV6TED4;DV6TED4; - AC	6 PK 800
				ALT	MTR-CODE: DV6ATED4;DV6TED4;DV6TED4; + AC	6 PK 975
				CAM	MTR-CODE: DV6ATED4;DV6TED4	ZRK 1460
				CAM	MTR-CODE: DV6ATED4;DV6TED4	KT 1390
				W-P; CAM		KT 1390 W1

1.6 HDi

1560 ccm	80 kW	9HZ (DV6TED4)	04.08 -	ALT	MTR-CODE: DV6TED4; - AC	6 PK 800
				ALT	MTR-CODE: DV6TED4; + AC	6 PK 975
				CAM	MTR-CODE: DV6ATED4;DV6TED4	ZRK 1460
				CAM	MTR-CODE: DV6ATED4;DV6TED4	KT 1390
				W-P; CAM		KT 1390 W1

PARTNER Kasten

1.6

1587 ccm	66 kW	NFR (TU5JP4B)	04.08 -	ALT	- AC	6 PK 1205
				ALT	+ AC	6 PK 1700
				CAM		ZRK 1537
				CAM		KT 1332
				W-P; CAM		KT 1332 W1

1.6

1587 ccm	80 kW	NFU (TU5JP4)	04.08 -	ALT	MTR-CODE: TU5JP4; - AC	6 PK 1205
				ALT	MTR-CODE: TU5JP4; + AC	6 PK 1700
				CAM		ZRK 1537
				CAM		KT 1332
				W-P; CAM	MTR-CODE: TU5JP4	KT 1332 W1

1.6 HDi

1560 ccm	55 kW	9HT (DV6BTED4)	04.08 -	ALT	MTR-CODE: DV6BUTED4; - AC	6 PK 1352
				ALT	MTR-CODE: DV6BUTED4; + AC	6 PK 1710
				CAM	MTR-CODE: DV6ATED4;DV6TED4	ZRK 1460
				CAM	MTR-CODE: DV6ATED4;DV6TED4	KT 1390
				W-P; CAM		KT 1390 W1

1.6 HDi

1560 ccm	66 kW	9HX (DV6ATED4)	04.08 -	ALT	MTR-CODE: DV6AUTED4; - AC	6 PK 1352
				ALT	MTR-CODE: DV6AUTED4; + AC	6 PK 1710
				CAM	MTR-CODE: DV6ATED4;DV6TED4	ZRK 1460
				CAM	MTR-CODE: DV6ATED4;DV6TED4	KT 1390
				W-P; CAM		KT 1390 W1

1.6 HDi

1560 ccm	80 kW	9HZ (DV6TED4)	04.08 -	ALT	MTR-CODE: DV6TED4; - AC	6 PK 800
				ALT	MTR-CODE: DV6TED4; + AC	6 PK 975
				CAM	MTR-CODE: DV6ATED4;DV6TED4	ZRK 1460
				CAM	MTR-CODE: DV6ATED4;DV6TED4	KT 1390
				W-P; CAM		KT 1390 W1

BOXER Bus (230P)

2.0 i

1998 ccm	80 kW	RFW (XU10J2)	03.94 - 04.02	PS		AVX 10 x 715
				ALT	- AC	6 PK 698
				ALT	+ AC	6 PK 1100
				PS	FROM: 12.96	4 PK 755
				CAM		ZRK 1127
				CAM		KT 1522

2.0 i 4x4

1998 ccm	80 kW	RFW (XU10J2)	08.96 - 04.02	PS		AVX 10 x 715
				ALT	- AC	6 PK 698
				ALT	+ AC	6 PK 1100
				PS	FROM: 12.96	4 PK 755
				CAM		ZRK 1127



PEUGEOT

BOXER Bus (230P)

2.0 i 4x4

1998 ccm	80 kW	RFW (XU10J2)	08.96 - 04.02	CAM		KT 1522
----------	-------	--------------	---------------	-----	--	---------

1.9 D

1905 ccm	51 kW	D9B (XUD9AU)	03.94 - 04.02	ALT	- AC	6 PK 730
				ALT	AMP: 120; MOD: D9B/DJY; + AC	6 PK 1153
				ALT	AMP: 80; MOD: D9B/DJY; + AC	6 PK 1145
				PS	FROM: 12.96	4 PK 755
				CAM		ZRK 1262
				CAM		KT 1040
				W-P; CAM	FROM: 02.97	KT 1040 W3
				W-P; CAM	UNTIL: 01.97	KT 1040 W1

1.9 TD

1905 ccm	66 kW	DHY (XUD9TE)	08.94 - 04.02	PS		AVX 10 x 710
				PS	UNTIL: 12.96	AVX 10 x 715
				VAC-P		AVX 10 x 650
				ALT	- AC	6 PK 730
				ALT	AMP: 120; MOD: D8C/DHX; + AC	6 PK 1153
				ALT	AMP: 80; MOD: D8C/DHX; + AC	6 PK 1145
				PS	FROM: 12.96	4 PK 755
				CAM		ZRK 1262
				CAM		KT 1040
				W-P; CAM	FROM: 02.97	KT 1040 W3
				W-P; CAM	UNTIL: 01.97	KT 1040 W1

1.9 TD

1905 ccm	68 kW	D8C (XUD9UTF)	03.94 - 04.02	PS		AVX 10 x 710
				PS	UNTIL: 12.96	AVX 10 x 715
				VAC-P		AVX 10 x 650
				ALT	- AC	6 PK 730
				PS	FROM: 12.96	4 PK 755
				CAM		ZRK 1262
				CAM		KT 1040
				W-P; CAM	FROM: 02.97	KT 1040 W3
				W-P; CAM	UNTIL: 01.97	KT 1040 W1

1.9 TD 4x4

1905 ccm	68 kW	D8C (XUD9UTF)	07.96 - 04.02	PS		AVX 10 x 710
				PS	UNTIL: 12.96	AVX 10 x 715
				VAC-P		AVX 10 x 650
				ALT	- AC	6 PK 730
				PS	FROM: 12.96	4 PK 755
				CAM		ZRK 1262
				CAM		KT 1040
				W-P; CAM	FROM: 02.97	KT 1040 W3
				W-P; CAM	UNTIL: 01.97	KT 1040 W1

2.5 D

2446 ccm	63 kW	T9A (DJ5)	08.94 - 04.02	AC-C		6 PK 913
				ALT	- PS	6 PK 800
				ALT	+ PS	6 PK 1010
				VAC-P	UNTIL: 11.95	6 PK 913
				W-P	FROM: 05.96	3 PK 866
				W-P	UNTIL: 05.96	4 PK 870
				CAM		ZRK 1141
				CAM		KT 1083

2.5 D 4x4

2446 ccm	63 kW	T9A (DJ5)	07.96 - 04.02	AC-C		6 PK 913
				ALT	- PS	6 PK 800
				ALT	+ PS	6 PK 1010
				W-P		3 PK 866
				CAM		ZRK 1141
				CAM		KT 1083

2.5 TD

2446 ccm	76 kW	T8A (DJ5T)	07.94 - 04.02	AC-C		6 PK 913
				ALT	- PS	6 PK 800
				ALT	+ PS	6 PK 1010
				VAC-P	UNTIL: 11.95	6 PK 913
				W-P	FROM: 05.96	3 PK 945
				W-P	UNTIL: 05.96	4 PK 950
				CAM		ZRK 1141



PEUGEOT

BOXER Bus (230P)

2.5 TD

2446 ccm 76 kW T8A (DJ5T) 07.94 - 04.02 CAM KT 1083

2.5 TD 4x4

2446 ccm 76 kW T8A (DJ5T) 07.96 - 04.02 AC-C 6 PK 913
ALT - PS 6 PK 800
ALT + PS 6 PK 1010
W-P 3 PK 945
CAM ZRK 1141
CAM KT 1083

2.5 TDI

2446 ccm 79 kW THX (DJ5TED) 01.97 - 04.02 AC-C 6 PK 913
ALT - PS 6 PK 800
ALT + PS 6 PK 1010
W-P 3 PK 945
CAM ZRK 1078
CAM KT 1310

2.5 TDI 4x4

2446 ccm 79 kW THX (DJ5TED) 01.97 - 04.02 AC-C 6 PK 913
ALT FROM: 10.98 6 PK 800
ALT FROM: 10.98; - PS 6 PK 1010
W-P FROM: 10.98; + PS 3 PK 945
CAM FROM: 10.98 ZRK 1078
CAM KT 1310

2.5 DT

2499 ccm 62 kW 10.97 - 11.01 AC-C 5 PK 1080
ALT 6 PK 894

2.8 HDi

2798 ccm 93 kW 8140.43S (F28DTCR) 10.00 - 11.01 AC-C 5 PK 1104
ALT + AUTO-TM 6 PK 995
ALT + MAN-TM 6 PK 950

2.8 HDi

2798 ccm 94 kW 8140.43S (F28DTCR) 11.00 - 04.02 AC-C 5 PK 1104
ALT + AUTO-TM 6 PK 995
ALT + MAN-TM 6 PK 950
CAM ZRK 1312
CAM KT 1229

2.8 HDi 4x4

2798 ccm 94 kW 8140.43S (F28DTCR) 10.00 - 04.02 AC-C 5 PK 1104
ALT + AUTO-TM 6 PK 995
ALT + MAN-TM 6 PK 950
CAM ZRK 1312
CAM KT 1229

BOXER Kasten (230L)

2.0 i

1998 ccm 80 kW RFW (XU10J2) 06.94 - 04.02 ALT - AC 6 PK 698
ALT + AC 6 PK 1100
PS FROM: 12.96 4 PK 755
CAM ZRK 1127
CAM KT 1522

2.0 4x4

1998 ccm 80 kW 03.96 - 09.98 ALT - AC 6 PK 698
ALT + AC 6 PK 1100
PS FROM: 12.96 4 PK 755

1.9 D

1905 ccm 50 kW DJY (XUD9A) 07.99 - 04.02 ALT - AC 6 PK 730
ALT AMP: 120; MOD: D9B/DJY; + AC 6 PK 1153
ALT AMP: 80; MOD: D9B/DJY; + AC 6 PK 1145
PS 4 PK 755
CAM ZRK 1262
CAM KT 1040

1.9 D

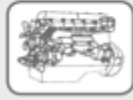
1905 ccm 51 kW D9B (XUD9AU) 03.94 - 04.02 PS UNTIL: 12.96 AVX 10 x 710
ALT - AC 6 PK 730
ALT AMP: 120; MOD: D9B/DJY; + AC 6 PK 1153
ALT AMP: 80; MOD: D9B/DJY; + AC 6 PK 1145
PS FROM: 12.96 4 PK 755



PEUGEOT

BOXER Kasten (230L)

1.9 D						
1905 ccm	51 kW	D9B (XUD9AU)	03.94 - 04.02	CAM CAM		ZRK 1262 KT 1040
1.9 TD						
1905 ccm	66 kW	XUD9TE	07.99 - 04.02	ALT ALT ALT PS CAM CAM	- AC AMP: 120; MOD: D8C/DHX; + AC AMP: 80; MOD: D8C/DHX; + AC	6 PK 730 6 PK 1153 6 PK 1145 4 PK 755 ZRK 1262 KT 1040
1.9 TD						
1905 ccm	68 kW	D8C (XUD9UTF)	03.94 - 04.02	PS ALT PS CAM CAM W-P; CAM	UNTIL: 12.96 - AC FROM: 12.96	AVX 10 x 650 AVX 10 x 715 6 PK 730 4 PK 755 ZRK 1262 KT 1040 KT 1040 W1
1.9 DT 4x4						
1905 ccm	66 kW	XUD9TE	03.96 - 09.98	ALT ALT ALT PS	- AC AMP: 120; MOD: D8C/DHX; + AC AMP: 80; MOD: D8C/DHX; + AC FROM: 12.96	6 PK 730 6 PK 1153 6 PK 1145 4 PK 755
2.0 HDI						
1997 ccm	62 kW	RHV (DW10UTD)	08.01 - 04.02	ALT ALT PS CAM CAM	- AC + AC	6 PK 1470 6 PK 1185 4 PK 755 ZRK 1352 KT 1327
2.5 D						
2446 ccm	63 kW	T9A (DJ5)	03.94 - 04.02	AC-C ALT ALT VAC-P W-P W-P CAM CAM	- PS + PS UNTIL: 11.95 FROM: 05.96 UNTIL: 05.96	6 PK 913 6 PK 800 6 PK 1010 6 PK 913 3 PK 866 4 PK 870 ZRK 1141 KT 1083
2.5 D 4x4						
2446 ccm	63 kW	T9A (DJ5)	07.99 - 04.02	AC-C ALT ALT W-P CAM CAM	- PS + PS	6 PK 913 6 PK 800 6 PK 1010 3 PK 866 ZRK 1141 KT 1083
2.5 TD						
2446 ccm	76 kW	T8A (DJ5T)	03.94 - 04.02	AC-C ALT ALT VAC-P W-P W-P CAM CAM	- PS + PS UNTIL: 11.95 FROM: 05.96 UNTIL: 05.96	6 PK 913 6 PK 800 6 PK 1010 6 PK 913 3 PK 945 4 PK 950 ZRK 1141 KT 1083
2.5 TDI						
2446 ccm	79 kW	THX (DJ5TED)	01.97 - 04.02	AC-C ALT ALT W-P CAM CAM	- PS + PS	6 PK 913 6 PK 800 6 PK 1010 3 PK 945 ZRK 1078 KT 1310
2.5 TDI 4x4						
2446 ccm	79 kW	THX (DJ5TED)	07.99 - 04.02	AC-C ALT ALT W-P CAM	- PS + PS	6 PK 913 6 PK 800 6 PK 1010 3 PK 945 ZRK 1078



PEUGEOT

BOXER Kasten (230L)

2.5 TDI 4x4

2446 ccm	79 kW	THX (DJ5TED)	07.99 - 04.02	CAM		KT 1310
----------	-------	--------------	---------------	-----	--	---------

2.5 DT

2499 ccm	62 kW		10.97 - 11.01	AC-C		5 PK 1080
				ALT		6 PK 894

2.8 HDi

2798 ccm	93 kW	8140.43S (F28DTCR)	10.00 - 11.01	AC-C		5 PK 1104
				ALT	+ AUTO-TM	6 PK 995
				ALT	+ MAN-TM	6 PK 950

2.8 HDI

2798 ccm	94 kW	8140.43S (F28DTCR)	11.00 - 04.02	AC-C		5 PK 1104
				ALT	+ AUTO-TM	6 PK 995
				ALT	+ MAN-TM	6 PK 950
				CAM		ZRK 1312
				CAM		KT 1229

2.8 HDi 4x4

2798 ccm	94 kW	8140.43S (F28DTCR)	10.00 - 04.02	AC-C		5 PK 1104
				ALT	+ AUTO-TM	6 PK 995
				ALT	+ MAN-TM	6 PK 950
				CAM		ZRK 1312
				CAM		KT 1229

BOXER Pritsche/Fahrgestell (ZCT_)

2.0 i

1998 ccm	80 kW	RFW (XU10J2)	06.94 - 04.02	ALT	- AC	6 PK 698
				ALT	+ AC	6 PK 1100
				PS	FROM: 12.96	4 PK 755
				CAM		ZRK 1127
				CAM		KT 1522

2.0

1998 ccm	81 kW	RFL (XU10J2U)	12.01 - 04.02	ALT	- AC	6 PK 698
				ALT	+ AC	6 PK 1100
				PS		4 PK 755

1.9 TD

1905 ccm	66 kW	DHY (XUD9TE)	12.98 - 04.02	ALT	- AC	6 PK 730
				ALT	AMP: 120; MOD: D8C/DHX; + AC	6 PK 1153
				ALT	AMP: 80; MOD: D8C/DHX; + AC	6 PK 1145
				PS		4 PK 755
				CAM		ZRK 1262
				CAM		KT 1040
				W-P; CAM	FROM PROD.-NO.: 07390	KT 1040 W3

1.9 TD

1905 ccm	68 kW	D8C (XUD9UTF)	07.96 - 04.02	ALT	- AC	6 PK 730
				PS	FROM: 12.96	4 PK 755
				CAM		ZRK 1262
				CAM		KT 1040
				W-P; CAM		KT 1040 W1

2.5 D

2446 ccm	63 kW	T9A (DJ5)	03.94 - 04.02	AC-C		6 PK 913
				ALT	- PS	6 PK 800
				ALT	+ PS	6 PK 1010
				VAC-P	UNTIL: 11.95	6 PK 913
				W-P	FROM: 05.96	3 PK 866
				W-P	UNTIL: 05.96	4 PK 870
				CAM		ZRK 1141
				CAM		KT 1083

2.5 D 4x4

2446 ccm	63 kW	T9A (DJ5)	07.99 - 04.02	AC-C		6 PK 913
				ALT	- PS	6 PK 800
				ALT	+ PS	6 PK 1010
				W-P		3 PK 866
				CAM		ZRK 1141
				CAM		KT 1083

2.5 TD

2446 ccm	76 kW	T8A (DJ5T)	03.94 - 04.02	AC-C		6 PK 913
				ALT	- PS	6 PK 800
				ALT	+ PS	6 PK 1010



PEUGEOT

BOXER Pritsche/Fahrgestell (ZCT_)

2.5 TD

2446 ccm	76 kW	T8A (DJ5T)	03.94 - 04.02	VAC-P W-P W-P CAM CAM	UNTIL: 11.95 FROM: 05.96 UNTIL: 05.96	6 PK 913 3 PK 945 4 PK 950 ZRK 1141 KT 1083
----------	-------	------------	---------------	-----------------------------------	---	---

2.5 TDI

2446 ccm	79 kW	THX (DJ5TED)	01.97 - 04.02	AC-C ALT ALT W-P CAM CAM	- PS + PS	6 PK 913 6 PK 800 6 PK 1010 3 PK 945 ZRK 1078 KT 1310
----------	-------	--------------	---------------	---	--------------	--

2.5 TDI 4x4

2446 ccm	79 kW	THX (DJ5TED)	07.99 - 04.02	AC-C ALT ALT W-P CAM CAM	- PS + PS	6 PK 913 6 PK 800 6 PK 1010 3 PK 945 ZRK 1078 KT 1310
----------	-------	--------------	---------------	---	--------------	--

2.8 HDi

2798 ccm	93 kW	8140.43S (F28DTCR)	10.00 - 11.01	AC-C ALT ALT	+ AUTO-TM + MAN-TM	5 PK 1104 6 PK 995 6 PK 950
----------	-------	--------------------	---------------	--------------------	-----------------------	-----------------------------------

2.8 HDi

2798 ccm	94 kW	8140.43S (F28DTCR)	11.00 - 04.02	AC-C ALT ALT CAM CAM	+ AUTO-TM + MAN-TM	5 PK 1104 6 PK 995 6 PK 950 ZRK 1312 KT 1229
----------	-------	--------------------	---------------	----------------------------------	-----------------------	--

BOXER Bus (244, Z_)

2.0

1998 ccm	81 kW	RFL (XU10J2U)	04.02 -	ALT ALT PS CAM CAM	- AC + AC	6 PK 698 6 PK 1100 4 PK 755 ZRK 1127 KT 1522
----------	-------	---------------	---------	--------------------------------	--------------	--

2.0 HDi

1997 ccm	62 kW	RHV (DW10TD);RHV (DW10UTD)	04.02 -	ALT ALT ALT PS CAM CAM W-P; CAM	+ AC FROM: 05.04; - AC UNTIL: 05.04; - AC	6 PK 1185 6 PK 870 6 PK 1470 4 PK 755 ZRK 1352 KT 1327 KT 1327 W1
----------	-------	----------------------------	---------	---	---	---

2.2 HDi

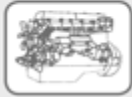
2179 ccm	74 kW	4HY (DW12UTED)	04.02 -	ALT ALT ALT PS CAM CAM CAM W-P; CAM W-P; CAM	+ AC FROM: 05.04; - AC UNTIL: 05.04; - AC FROM: 04.04 UNTIL: 04.04 FROM: 04.04 UNTIL: 04.04	6 PK 1185 6 PK 870 6 PK 1470 4 PK 755 ZRK 1456 KT 1417 KT 1353 KT 1417 W1 KT 1353 W1
----------	-------	----------------	---------	--	---	--

2.8 HDi

2798 ccm	94 kW	8140.43S (F28DTCR)	04.02 -	AC-C ALT ALT CAM CAM	+ AUTO-TM + MAN-TM	5 PK 1104 6 PK 995 6 PK 950 ZRK 1312 KT 1229
----------	-------	--------------------	---------	----------------------------------	-----------------------	--

2.8 HDi 4x4

2798 ccm	94 kW	8140.43S (F28DTCR)	04.02 -	AC-C ALT ALT	+ AUTO-TM + MAN-TM	5 PK 1104 6 PK 995 6 PK 950
----------	-------	--------------------	---------	--------------------	-----------------------	-----------------------------------



PEUGEOT

BOXER Bus (244, Z_)

2.8 HDi 4x4

2798 ccm	94 kW	8140.43S (F28DTCR)	04.02 -	CAM CAM		ZRK 1312 KT 1229
----------	-------	--------------------	---------	------------	--	---------------------

2.8 HDi

2798 ccm	107 kW	8140.43N	04.04 -	AC-C ALT		5 PK 1104 6 PK 950
----------	--------	----------	---------	-------------	--	-----------------------

BOXER Kasten (244)

2.0

1998 ccm	81 kW	RFL (XU10J2U)	04.02 -	ALT	- AC	6 PK 698
				ALT	+ AC	6 PK 1100
				PS		4 PK 755
				CAM		ZRK 1127
				CAM		KT 1522

2.0 HDi

1997 ccm	62 kW	RHV (DW10TD);RHV (DW10UTD)	04.02 -	ALT	+ AC	6 PK 1185
				ALT	FROM: 05.04; - AC	6 PK 870
				ALT	UNTIL: 05.04; - AC	6 PK 1470
				PS		4 PK 755
				CAM		ZRK 1352
				CAM		KT 1327
				W-P; CAM		KT 1327 W1

2.2 HDi

2179 ccm	74 kW	4HY (DW12UTED)	04.02 -	ALT	+ AC	6 PK 1185
				ALT	FROM: 05.04; - AC	6 PK 870
				ALT	UNTIL: 05.04; - AC	6 PK 1470
				PS		4 PK 755
				CAM		ZRK 1456
				CAM	FROM: 04.04	KT 1417
				CAM	UNTIL: 04.04	KT 1353
				W-P; CAM	FROM: 04.04	KT 1417 W1
				W-P; CAM	UNTIL: 04.04	KT 1353 W1

2.8 HDi

2798 ccm	94 kW	8140.43S (F28DTCR)	04.02 -	AC-C		5 PK 1104
				ALT	+ AUTO-TM	6 PK 995
				ALT	+ MAN-TM	6 PK 950
				CAM		ZRK 1312
				CAM		KT 1229

2.8 HDi 4x4

2798 ccm	94 kW	8140.43S (F28DTCR)	04.02 -	AC-C		5 PK 1104
				ALT	+ AUTO-TM	6 PK 995
				ALT	+ MAN-TM	6 PK 950
				CAM		ZRK 1312
				CAM		KT 1229

2.8 HDi

2798 ccm	107 kW	8140.43N	04.04 -	AC-C		5 PK 1104
				ALT		6 PK 950
				CAM		ZRK 1312
				CAM		KT 1229

BOXER Pritsche/Fahrgestell (244)

2.0 HDi

1997 ccm	62 kW	RHV (DW10TD);RHV (DW10UTD)	04.02 -	ALT	FROM: 05.04; MTR-CODE: DW10TD; - AC	6 PK 870
				ALT	MTR-CODE: DW10TD; + AC	6 PK 1185
				ALT	UNTIL: 05.04; MTR-CODE: DW10TD; - AC	6 PK 1470
				PS	MTR-CODE: DW10TD	4 PK 755
				CAM		ZRK 1352
				CAM		KT 1327
				W-P; CAM		KT 1327 W1

2.2 HDi

2179 ccm	74 kW	4HY (DW12UTED)	04.02 -	ALT	+ AC	6 PK 1185
				ALT	FROM: 05.04; - AC	6 PK 870
				ALT	UNTIL: 05.04; - AC	6 PK 1470
				PS		4 PK 755
				CAM		ZRK 1456
				CAM	FROM: 04.04	KT 1417



PEUGEOT

BOXER Pritsche/Fahrgestell (244)

2.2 HDi						
2179 ccm	74 kW	4HY (DW12UTED)	04.02 -	CAM W-P; CAM W-P; CAM	UNTIL: 04.04 FROM: 04.04 UNTIL: 04.04	KT 1353 KT 1417 W1 KT 1353 W1
2.8 HDi						
2798 ccm	94 kW	8140.43S (F28DTCR)	04.02 -	AC-C ALT ALT CAM CAM	+ AUTO-TM + MAN-TM	5 PK 1104 6 PK 995 6 PK 950 ZRK 1312 KT 1229
2.8 HDi 4x4						
2798 ccm	94 kW	8140.43S (F28DTCR)	04.02 -	AC-C ALT ALT CAM CAM	+ AUTO-TM + MAN-TM	5 PK 1104 6 PK 995 6 PK 950 ZRK 1312 KT 1229
2.8 HDi						
2798 ccm	107 kW	8140.43N	04.04 -	AC-C ALT CAM CAM		5 PK 1104 6 PK 950 ZRK 1312 KT 1229

BOXER Bus

2.2 HDi 100						
2198 ccm	74 kW	4HV (P22DTE)	04.06 -	ALT ALT PS	- AC FROM: 02.07; + AC	6 EPK 873 6 PK 1670 4 EPK 922
2.2 HDi 120						
2198 ccm	88 kW	4HU (P22DTE)	04.06 -	ALT ALT PS	- AC + AC	6 EPK 873 6 PK 1670 4 EPK 922
3.0 HDi 145						
2999 ccm	107 kW		04.10 -	ALT		6 PK 1165
3.0 HDi 160						
2999 ccm	116 kW	F1CE0481D (FG30DT)	04.06 -	AC-C ALT		4 EPK 1102 6 PK 1165

BOXER Kasten

2.2 HDi 100						
2198 ccm	74 kW	4HV (P22DTE)	04.06 -	ALT ALT PS	- AC + AC	6 EPK 873 6 PK 1670 4 EPK 922
2.2 HDi 120						
2198 ccm	88 kW	4HU (P22DTE)	04.06 -	ALT ALT PS	- AC + AC	6 EPK 873 6 PK 1670 4 EPK 922
3.0 D						
2998 ccm	115 kW		07.06 -	ALT		6 PK 1165
3.0 HDi 145						
2999 ccm	107 kW		04.10 -	ALT		6 PK 1165
3.0 HDi 160						
2999 ccm	116 kW	F1CE0481D (FG30DT)	04.06 -	AC-C ALT		4 EPK 1102 6 PK 1165

BOXER Pritsche/Fahrgestell

2.2 HDi 100						
2198 ccm	74 kW	4HV (P22DTE)	04.06 -	ALT ALT PS	- AC FROM: 02.07; MTR-CODE: 22DT; + AC	6 EPK 873 6 PK 1670 4 EPK 922
2.2 HDi 120						
2198 ccm	88 kW	4HU (P22DTE)	04.06 -	ALT ALT PS	- AC FROM: 02.07; MTR-CODE: 22DT; + AC	6 EPK 873 6 PK 1670 4 EPK 922
3.0 D						
2998 ccm	115 kW		02.07 -	ALT	MTR-CODE: F30DT	6 PK 1165
3.0 HDi 145						
2999 ccm	107 kW		04.10 -	ALT		6 PK 1165



PEUGEOT

BOXER Pritsche/Fahrgestell

3.0 HDi 160

2999 ccm	116 kW	F1CE0481D (FG30DT)	04.06 -	AC-C ALT	4 EPK 1102 6 PK 1165
----------	--------	--------------------	---------	-------------	-------------------------

RENAULT

TRAFIC Bus (TXW)

1.7

1721 ccm	50 kW	F1N 724	08.92 - 08.94	ALT CAM CAM	MOD: T1100	6 PK 850 ZRK 1276 KT 1010
----------	-------	---------	---------------	-------------------	------------	---------------------------------

2.0

1995 ccm	59 kW	J5R 726	05.89 - 08.90	ALT CAM		AVX 10 x 1000 ZRK 1129
----------	-------	---------	---------------	------------	--	---------------------------

2.2

2165 ccm	70 kW	J7T 780	05.89 - 06.94	ALT PS CAM CAM CAM	FROM: 01.91 UNTIL: 12.90	AVX 11,9 x 1010 AVX 11,9 x 758 ZRK 1131 KT 1066 KT 1264
----------	-------	---------	---------------	--------------------------------	-----------------------------	---

2.2

2165 ccm	74 kW	J7T 600	06.94 - 10.97	ALT PS CAM CAM		AVX 11,9 x 1010 AVX 11,9 x 758 ZRK 1131 KT 1066
----------	-------	---------	---------------	-------------------------	--	--

1.9 D

1870 ccm	44 kW	F8Q 606	06.97 - 03.01	ALT	FROM: 03.00; MTR-CODE: F8Q600;F8Q606; MOD: T900	6 PK 1145
				ALT	FROM: 05.98; MTR-CODE: F8Q600;F8Q606; MOD: T1000	6 PK 1138
				ALT	FROM: 05.98; MTR-CODE: F8Q600;F8Q606; MOD: T1100	6 PK 1138
				ALT	FROM: 05.98; UNTIL: 03.00; MTR-CODE: F8Q600;F8Q606; MOD: T900	6 PK 1138
				CAM		ZRK 1195
				CAM		KT 1131
				CAM		KT 1343

2.1 D

2068 ccm	43 kW	852 720;852 750	05.89 - 06.94	ALT CAM CAM		AVX 11,9 x 1010 ZRK 1261 KT 1038
----------	-------	-----------------	---------------	-------------------	--	--

2.1 D

2068 ccm	47 kW	J8S 620;J8S 758	06.94 - 10.97	ALT CAM CAM		AVX 11,9 x 1010 ZRK 1261 KT 1038
----------	-------	-----------------	---------------	-------------------	--	--

2.5 D

2499 ccm	55 kW	8140.67.2500;8140.67.2550;8140 .67.2580;S8U 750;S8U 752;S8U 758	05.89 - 03.01	ALT		AVX 10 x 950
				CAM	FROM: 10.90; FROM MTR-NO: 1307401	ZRK 1312
				CAM	UNTIL: 09.90; UNTIL MTR-NO: 1307400	ZRK 1100
				CAM	FROM MTR-NO: 1307401	KT 1229
				CAM	UNTIL MTR-NO: 1307400	KT 1091

2.5 D 4x4

2499 ccm	55 kW	8140.67.2500;8140.67.2550;8140 .67.2580;S8U 750;S8U 752;S8U 758	08.89 - 03.01	ALT; W-P		AVX 10 x 950
				CAM	FROM: 10.90; FROM MTR-NO: 1307401	ZRK 1312
				CAM	UNTIL: 09.90; UNTIL MTR-NO: 1307400	ZRK 1100
				CAM	FROM MTR-NO: 1307401	KT 1229
				CAM	UNTIL MTR-NO: 1307400	KT 1091

TRAFIC Kasten (TXX)

1.7

1721 ccm	50 kW	F1N 720	08.92 - 08.94	ALT ALT CAM CAM	MTR-CODE: F1N720;F1N724; MOD: T1100 MTR-CODE: F1N724; MOD: T900	6 PK 850 6 PK 850 ZRK 1276 KT 1010
----------	-------	---------	---------------	--------------------------	--	---



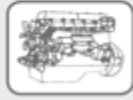
RENAULT

TRAFIC Kasten (TXX)

2.0						
1995 ccm	59 kW	J5R 716	05.89 - 08.90	ALT CAM		AVX 10 x 1000 ZRK 1129
2.2						
2165 ccm	70 kW	J7T 780	05.89 - 06.94	ALT PS CAM CAM CAM	FROM: 01.91 UNTIL: 12.90	AVX 10 x 1000 AVX 11,9 x 758 ZRK 1131 KT 1066 KT 1264
2.2 4x4						
2165 ccm	70 kW	J7T 780	05.89 - 06.94	CAM CAM	FROM: 01.91	ZRK 1131 KT 1065
2.2						
2165 ccm	74 kW	J7T 600	06.94 - 10.97	ALT PS CAM CAM		AVX 11,9 x 1010 AVX 11,9 x 758 ZRK 1131 KT 1066
2.2 4x4						
2165 ccm	74 kW	J7T 600	06.94 - 10.97	CAM CAM		ZRK 1131 KT 1066
1.9 D						
1870 ccm	44 kW	F8Q 606	06.97 - 03.01	ALT ALT ALT CAM CAM CAM	FROM: 03.00; MTR-CODE: F8Q600;F8Q606; MOD: T900 FROM: 05.98; MTR-CODE: F8Q600;F8Q606; MOD: T1000 FROM: 05.98; UNTIL: 03.00; MTR-CODE: F8Q600;F8Q606; MOD: T900	6 PK 1145 6 PK 1138 6 PK 1138 ZRK 1195 KT 1131 KT 1343
2.1 D						
2068 ccm	43 kW	852 750	05.89 - 06.94	ALT CAM CAM		AVX 11,9 x 1010 ZRK 1261 KT 1038
2.1 D						
2068 ccm	47 kW	J8S 620;J8S 758	06.94 - 10.97	ALT CAM CAM		AVX 11,9 x 1010 ZRK 1261 KT 1038
2.5 D						
2499 ccm	55 kW	8140.67.2500;8140.67.2550;8140.67.2580;S8U 750;S8U 752;S8U 758	05.89 - 03.01	ALT CAM CAM CAM CAM	FROM: 10.90; FROM MTR-NO: 1307401 UNTIL: 09.90; UNTIL MTR-NO: 1307400 FROM MTR-NO: 1307401 UNTIL MTR-NO: 1307400	AVX 10 x 950 ZRK 1312 ZRK 1100 KT 1229 KT 1091
2.5 D 4x4						
2499 ccm	55 kW	8140.67.2500;8140.67.2580;S8U 750;S8U 752	05.89 - 03.01	CAM CAM CAM CAM	FROM: 10.90; FROM MTR-NO: 1307401 UNTIL: 09.90; UNTIL MTR-NO: 1307400 FROM MTR-NO: 1307401 UNTIL MTR-NO: 1307400	ZRK 1312 ZRK 1100 KT 1229 KT 1091

TRAFIC Pritsche/Fahrgestell (PXX)

1.7						
1721 ccm	50 kW	F1N 722	05.89 - 08.94	CAM CAM		ZRK 1276 KT 1010
2.0 [RWD]						
1995 ccm	59 kW	J5R 726	05.89 - 10.97	CAM		ZRK 1129
2.1 D [RWD]						
2068 ccm	43 kW	852 720	05.89 - 06.94	CAM CAM		ZRK 1261 KT 1038
2.1 D [RWD]						
2068 ccm	47 kW	J8S 620;J8S 758	06.94 - 10.97	CAM CAM		ZRK 1261 KT 1038
2.5 D						
2445 ccm	51 kW	8140.61.240;S8U 720;S8U 722	05.89 - 03.01	CAM CAM	FROM: 10.90; FROM MTR-NO: 1307401 UNTIL: 09.90; UNTIL MTR-NO: 1307400	ZRK 1312 ZRK 1100



RENAULT

TRAFIC Pritsche/Fahrgestell (PXX)

2.5 D

2445 ccm	51 kW	8140.61.240;S8U 720;S8U 722	05.89 - 03.01	CAM CAM	FROM MTR-NO: 1307401 UNTIL MTR-NO: 1307400	KT 1229 KT 1091
----------	-------	-----------------------------	---------------	------------	---	--------------------

TRAFIC II Bus (JL)

2.0 16V

1998 ccm	86 kW	F4R 820	08.06 -	ALT ALT CAM	- AC + AC	5 PK 1125 6 PK 1795 ZRK 1475
----------	-------	---------	---------	-------------------	--------------	------------------------------------

2.0 (JL0A)

1998 ccm	88 kW	F4R 720;F4R 722	03.01 -	ALT ALT CAM	- AC + AC	5 PK 1125 6 PK 1795 ZRK 1475
----------	-------	-----------------	---------	-------------------	--------------	------------------------------------

1.9 dCi

1870 ccm	59 kW	F9Q 762	04.01 -	CAM CAM CAM	MTR-CODE: F9Q760;F9Q762 MTR-CODE: F9Q760;F9Q762 MTR-CODE: F9Q760;F9Q762	ZRK 1067 KT 1434 KT 1434 W1
----------	-------	---------	---------	-------------------	---	-----------------------------------

1.9 dCi 80 (JL0B)

1870 ccm	60 kW	F9Q 762	03.01 -	ALT ALT ALT CAM CAM CAM	- AC; - ENG-PTO - AC; + ENG-PTO + AC MTR-CODE: F9Q760;F9Q762 MTR-CODE: F9Q760;F9Q762 MTR-CODE: F9Q760;F9Q762	5 PK 1125 6 PK 1830 6 PK 1795 ZRK 1067 KT 1434 KT 1434 W1
----------	-------	---------	---------	--	---	--

1.9 dCi 100 (JL0C)

1870 ccm	74 kW	F9Q 760	03.01 -	ALT ALT ALT CAM CAM CAM	- AC; - ENG-PTO - AC; + ENG-PTO + AC MTR-CODE: F9Q760;F9Q762 MTR-CODE: F9Q760;F9Q762 MTR-CODE: F9Q760;F9Q762	5 PK 1125 6 PK 1830 6 PK 1795 ZRK 1067 KT 1434 KT 1434 W1
----------	-------	---------	---------	--	---	--

2.0 dCi 90 (JL0H)

1995 ccm	66 kW	M9R 782	08.06 -	ALT	+ AC	7 PK 1970
----------	-------	---------	---------	-----	------	-----------

2.0 dCi 115 (JL0H)

1995 ccm	84 kW	M9R 780;M9R 782;M9R 786	08.06 -	ALT	+ AC	7 PK 1970
----------	-------	-------------------------	---------	-----	------	-----------

2.5 DTi

2463 ccm	99 kW	G9U 730	03.03 -	ALT ALT ALT CAM CAM	- AC; - ENG-PTO - AC; + ENG-PTO + AC	6 PK 1145 6 PK 1795 6 PK 1795 ZRK 1462 KT 1392
----------	-------	---------	---------	---------------------------------	--	--

2.5 dCi 135 (JL0D)

2464 ccm	99 kW	G9U 730	05.03 -	ALT ALT ALT CAM CAM	- AC; - ENG-PTO - AC; + ENG-PTO + AC	6 PK 1145 6 PK 1795 6 PK 1795 ZRK 1462 KT 1392
----------	-------	---------	---------	---------------------------------	--	--

2.5 dCi 145 (JL0J)

2464 ccm	107 kW	G9U 630	08.06 -	ALT ALT ALT CAM CAM	- AC; - ENG-PTO + AC OE-NO.: 8200833558; - AC; + ENG-PTO	7 PK 1110 7 PK 1793 7 PK 1793 ZRK 1462 KT 1392
----------	--------	---------	---------	---------------------------------	--	--

TRAFIC II Kasten (FL)

2.0 16V

1998 ccm	86 kW	F4R 820	08.06 -	ALT ALT CAM	- AC + AC	5 PK 1125 6 PK 1795 ZRK 1475
----------	-------	---------	---------	-------------------	--------------	------------------------------------

2.0 (FL0A)

1998 ccm	88 kW	F4R 720;F4R 722	03.01 -	ALT ALT CAM	- AC + AC	5 PK 1125 6 PK 1795 ZRK 1475
----------	-------	-----------------	---------	-------------------	--------------	------------------------------------

1.9 dCi 80 (FL0B)

1870 ccm	60 kW	F9Q 760;F9Q 762	03.01 -	ALT ALT ALT	- AC; - ENG-PTO - AC; + ENG-PTO + AC	5 PK 1125 6 PK 1830 6 PK 1795
----------	-------	-----------------	---------	-------------------	--	-------------------------------------



RENAULT

TRAFIC II Kasten (FL)

1.9 dCi 80 (FL0B)

1870 ccm	60 kW	F9Q 760;F9Q 762	03.01 -	CAM	MTR-CODE: F9Q760;F9Q762	ZRK 1067
				CAM	MTR-CODE: F9Q760;F9Q762	KT 1434
				CAM	MTR-CODE: F9Q760;F9Q762	KT 1434 W1

1.9 dCi 100 (FL0C)

1870 ccm	74 kW	F9Q 760	03.01 -	ALT	- AC; - ENG-PTO	5 PK 1125
				ALT	- AC; + ENG-PTO	6 PK 1830
				ALT	+ AC	6 PK 1795
				CAM	MTR-CODE: F9Q760;F9Q762	ZRK 1067
				CAM	MTR-CODE: F9Q760;F9Q762	KT 1434
				CAM	MTR-CODE: F9Q760;F9Q762	KT 1434 W1

2.0 dCi 90 (FL0H)

1995 ccm	66 kW	M9R 780;M9R 782	08.06 -	ALT	+ AC	7 PK 1970
----------	-------	-----------------	---------	-----	------	-----------

2.0 dCi 115 (FL0H)

1995 ccm	84 kW	M9R 780;M9R 782;M9R 786	08.06 -	ALT	+ AC	7 PK 1970
----------	-------	-------------------------	---------	-----	------	-----------

2.5 DTi

2463 ccm	99 kW	G9U 730	03.03 -	ALT	- AC; - ENG-PTO	6 PK 1145
				ALT	- AC; + ENG-PTO	6 PK 1795
				ALT	+ AC	6 PK 1795
				CAM		ZRK 1462
				CAM		KT 1392

2.5 dCi 135 (FL0D)

2464 ccm	99 kW	G9U 730	05.03 -	ALT	- AC; - ENG-PTO	6 PK 1145
				ALT	- AC; + ENG-PTO	6 PK 1795
				ALT	+ AC	6 PK 1795
				CAM		ZRK 1462
				CAM		KT 1392

2.5 dCi 145 (FL0J)

2464 ccm	107 kW	G9U 630	08.06 -	ALT	- AC; - ENG-PTO	7 PK 1110
				ALT	+ AC	7 PK 1793
				ALT	OE-NO.: 8200833558; - AC; + ENG-PTO	7 PK 1793
				CAM		ZRK 1462
				CAM		KT 1392

TRAFIC II Pritsche/Fahrgestell (EL)

2.0 (ELOA)

1998 ccm	88 kW	F4R 720	03.01 -	ALT	- AC	5 PK 1125
				ALT	+ AC	6 PK 1795
				CAM		ZRK 1475

1.9 dCi 80 (ELOB)

1870 ccm	60 kW	F9Q 762	03.01 -	ALT	- AC; - ENG-PTO	5 PK 1125
				ALT	- AC; + ENG-PTO	6 PK 1830
				ALT	+ AC	6 PK 1795
				CAM	MTR-CODE: F9Q760;F9Q762	ZRK 1067
				CAM	MTR-CODE: F9Q760;F9Q762	KT 1434
				CAM	MTR-CODE: F9Q760;F9Q762	KT 1434 W1

1.9 dCi 100 (ELOC)

1870 ccm	74 kW	F9Q 760	03.01 -	ALT	- AC; - ENG-PTO	5 PK 1125
				ALT	- AC; + ENG-PTO	6 PK 1830
				ALT	+ AC	6 PK 1795
				CAM	MTR-CODE: F9Q760;F9Q762	ZRK 1067
				CAM	MTR-CODE: F9Q760;F9Q762	KT 1434
				CAM	MTR-CODE: F9Q760;F9Q762	KT 1434 W1

2.0 dCi 90 (EL0H)

1995 ccm	66 kW	M9R 780;M9R 782	08.06 -	ALT	+ AC	7 PK 1970
----------	-------	-----------------	---------	-----	------	-----------

2.0 dCi 115 (EL0H)

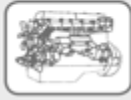
1995 ccm	84 kW	M9R 780;M9R 782;M9R 786	08.06 -	ALT	+ AC	7 PK 1970
----------	-------	-------------------------	---------	-----	------	-----------

2.5 dCi

2463 ccm	84 kW	G9U 630	08.07 -	ALT	- AC; - ENG-PTO	7 PK 1110
				ALT	+ AC	7 PK 1793
				ALT	OE-NO.: 8200833558; - AC; + ENG-PTO	7 PK 1793

2.5 dCi 135 (ELOD)

2463 ccm	99 kW	G9U 730	03.01 -	ALT	FROM: 03.03; - AC; - ENG-PTO	6 PK 1145
				ALT	FROM: 03.03; - AC; + ENG-PTO	6 PK 1795
				ALT	FROM: 03.03; + AC	6 PK 1795
				CAM		ZRK 1462
				CAM		KT 1392



RENAULT

TRAFIC II Pritsche/Fahrgestell (EL)

2.5 dCi 145 (EL0J)

2464 ccm	107 kW	G9U 630	08.06 -	ALT	- AC; - ENG-PTO	7 PK 1110
				ALT	+ AC	7 PK 1793
				ALT	OE-NO.: 8200833558; - AC; + ENG-PTO	7 PK 1793
				CAM		ZRK 1462
				CAM		KT 1392

MASTER I Bus (T__)

28-35 2.0

1995 ccm	58 kW	J5R 718	10.86 - 07.98	CAM		ZRK 1129
				CAM	FROM: 07.89	KT 1065

28-35 2.0

1995 ccm	59 kW	829 731	08.80 - 09.86	CAM	FROM: 07.84	ZRK 1129
				CAM	UNTIL: 06.84	ZRK 1051
				CAM	UNTIL: 06.84	KT 1088

30 2,2

2165 ccm	67 kW	J7T 782;J7T 788	08.80 - 07.98	CAM		ZRK 1131
				CAM	FROM: 01.91	KT 1066
				CAM	UNTIL: 12.90	KT 1264

28-35 2.1 D

2068 ccm	44 kW	J8S 330	08.80 - 07.98	CAM		ZRK 1261
				CAM		KT 1038

28-35 2.4 D

2445 ccm	52 kW	8140.61.2300;S8U 731	08.80 - 08.89	CAM		ZRK 1100
				CAM		KT 1091

28-35 2.5 D

2499 ccm	55 kW	8140.67.2510;S8U 742	08.89 - 07.98	CAM	FROM: 10.90; FROM MTR-NO: 1307401	ZRK 1312
				CAM	UNTIL: 09.90; UNTIL MTR-NO: 1307400	ZRK 1100
				CAM	FROM: 10.90	KT 1229
				CAM	UNTIL: 09.90	KT 1091

35 2,5 TD

2499 ccm	69 kW	8140.27.2500;8140.27.2510;S9U 714	08.89 - 07.98	CAM	FROM MTR-NO: 1307401	ZRK 1316
				CAM	UNTIL MTR-NO: 1307400	ZRK 1102
				CAM	FROM MTR-NO: 1307401	KT 1217
				CAM	UNTIL MTR-NO: 1307400	KT 1098

28-35 2,5 TD

2499 ccm	72 kW	8140.27.2580;S9U 702	08.89 - 07.98	CAM	FROM MTR-NO: 1307401	ZRK 1316
				CAM	UNTIL MTR-NO: 1307400	ZRK 1102
				CAM	FROM MTR-NO: 1307401	KT 1217
				CAM	UNTIL MTR-NO: 1307400	KT 1098

MASTER I Kasten (T__)

28-35 2.0

1995 ccm	58 kW	J5R 718	10.86 - 07.98	CAM		ZRK 1129
				CAM	FROM: 07.89	KT 1065

28-35 2.0

1995 ccm	59 kW	829 731	08.80 - 10.86	CAM	FROM: 07.84	ZRK 1129
				CAM	UNTIL: 06.84	ZRK 1051
				CAM	UNTIL: 06.84	KT 1088

30 2,2

2165 ccm	67 kW	J7T 782;J7T 788	08.80 - 07.98	CAM		ZRK 1131
				CAM	FROM: 01.91	KT 1066
				CAM	UNTIL: 12.90	KT 1264

28-35 2.1 D

2068 ccm	44 kW	J8S 330	08.80 - 07.98	CAM		ZRK 1261
				CAM		KT 1038

28-35 2.4 D

2445 ccm	52 kW	8140.61.2300;S8U 731	08.80 - 08.89	CAM		ZRK 1100
				CAM		KT 1091

28-35 2,5 D

2499 ccm	55 kW	8140.67.2510;S8U 742	08.89 - 07.98	CAM	FROM: 10.90; FROM MTR-NO: 1307401	ZRK 1312
				CAM	UNTIL: 09.90; UNTIL MTR-NO: 1307400	ZRK 1100
				CAM	FROM: 10.90	KT 1229
				CAM	UNTIL: 09.90	KT 1091



RENAULT

MASTER I Kasten (T__)

35 2,5 TD

2499 ccm	69 kW	8140.27.2500;8140.27.2510;S9U 714	08.89 - 07.98	CAM	FROM MTR-NO: 1307401	ZRK 1316
				CAM	UNTIL MTR-NO: 1307400	ZRK 1102
				CAM	FROM MTR-NO: 1307401	KT 1217
				CAM	UNTIL MTR-NO: 1307400	KT 1098

28-35 2,5 TD

2499 ccm	72 kW	8140.27.2580;S9U 702	08.89 - 07.98	CAM	FROM MTR-NO: 1307401	ZRK 1316
				CAM	UNTIL MTR-NO: 1307400	ZRK 1102
				CAM	FROM MTR-NO: 1307401	KT 1217
				CAM	UNTIL MTR-NO: 1307400	KT 1098

MASTER I Pritsche/Fahrgestell (P__)

28-35 2.0

1995 ccm	58 kW	J5R 728	10.86 - 07.98	CAM		ZRK 1129
				CAM	FROM: 07.89	KT 1065

28-35 2.0

1995 ccm	59 kW	829 730	10.82 - 09.86	CAM	FROM: 07.84	ZRK 1129
				CAM	UNTIL: 06.84	ZRK 1051
				CAM	UNTIL: 06.84	KT 1088

28-35 2.5 D

2445 ccm	52 kW	8140.61.2300;S8U 731	09.80 - 07.98	CAM		ZRK 1100
				CAM		KT 1091

MASTER II Bus (JD)

1.9 dTi

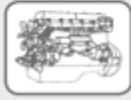
1870 ccm	59 kW	F9Q 770	09.00 -	ALT		6 PK 1130
				CAM		ZRK 1069
				CAM		KT 1493

1.9 dCi 80

1870 ccm	60 kW	F9Q 772;F9Q 774	11.01 -	CAM		ZRK 1067
				CAM		KT 1434
				CAM	MTR-CODE: F9Q752	KT 1434 W1

2.2 dCi 90

2188 ccm	66 kW	G9T 720;G9T 722;G9T 750	09.00 -	ALT	FROM: 11.04; MTR-CODE: G9T750; - AC; - ENG-PTO	7 PK 1105
				ALT	MTR-CODE: G9T720; - AC; - ENG-PTO	6 PK 1145
				ALT	MTR-CODE: G9T720; OE-NO.: 7700109477; - AC; + ENG-PTO	6 PK 1795
				ALT	MTR-CODE: G9T720; OE-NO.: 7700109477; + AC	6 PK 1795
				ALT	MTR-CODE: G9T720; OE-NO.: 8200466868; - AC; + ENG-PTO	6 PK 1840
				ALT	MTR-CODE: G9T720; OE-NO.: 8200466868; + AC	6 PK 1840
				ALT	MTR-CODE: G9T720;G9T722; - AC; - ENG-PTO	6 PK 1145
				ALT	MTR-CODE: G9T720;G9T722; OE-NO.: 7700109477; - AC; + ENG-PTO	6 PK 1795
				ALT	MTR-CODE: G9T720;G9T722; OE-NO.: 7700109477; + AC	6 PK 1795
				ALT	MTR-CODE: G9T720;G9T722; OE-NO.: 8200466868; - AC; + ENG-PTO	6 PK 1840
				ALT	MTR-CODE: G9T720;G9T722; OE-NO.: 8200466868; + AC	6 PK 1840
				ALT	MTR-CODE: G9T722; - AC; - ENG-PTO	6 PK 1145
				ALT	MTR-CODE: G9T722; OE-NO.: 7700109477; - AC; + ENG-PTO	6 PK 1795
				ALT	MTR-CODE: G9T722; OE-NO.: 7700109477; + AC	6 PK 1795
				ALT	MTR-CODE: G9T722; OE-NO.: 8200466868; - AC; + ENG-PTO	6 PK 1840
				ALT	MTR-CODE: G9T722; OE-NO.: 8200466868; + AC	6 PK 1840
				ALT	MTR-CODE: G9T750; + AC; - ENG-PTO	7 PK 1793
				ALT	MTR-CODE: G9T750; OE-NO.: 7700109477; - AC; + ENG-PTO	6 PK 1795
				ALT	MTR-CODE: G9T750; OE-NO.: 8200466868; - AC; + ENG-PTO	6 PK 1840
				ALT	UNTIL: 11.04; MTR-CODE: G9T750; - AC; - ENG-PTO	7 PK 1145
				CAM		ZRK 1462



RENAULT

MASTER II Bus (JD)

2.2 dCi 90

2188 ccm 66 kW G9T 720;G9T 722;G9T 750 09.00 - CAM KT 1392

2.5 dCi 100 (JDCV)

2463 ccm 73 kW G9U 754 10.03 - CAM ZRK 1462
CAM KT 1392

2.5 dCi

2464 ccm 74 kW G9U 754 08.06 - CAM ZRK 1462
CAM KT 1392

2.5 dCi 120

2463 ccm 84 kW G9U 720;G9U 754 10.01 - CAM ZRK 1462
CAM KT 1392

2.5 dCi

2464 ccm 88 kW G9U 650 08.06 - ALT MTR-CODE: G9U632; - AC; - ENG-PTO 7 PK 1110
ALT MTR-CODE: G9U632; + AC 7 PK 1793
ALT MTR-CODE: G9U632; OE-NO.: 8200833558; - AC; + ENG-PTO 7 PK 1793
ALT MTR-CODE: G9U632;G9U650; - AC; - ENG-PTO 7 PK 1110
ALT MTR-CODE: G9U632;G9U650; + AC 7 PK 1793
ALT MTR-CODE: G9U632;G9U650; OE-NO.: 8200833558; - AC; + ENG-PTO 7 PK 1793
ALT MTR-CODE: G9U650; - AC; - ENG-PTO 7 PK 1110
ALT MTR-CODE: G9U650; + AC 7 PK 1793
ALT MTR-CODE: G9U650; OE-NO.: 8200833558; - AC; + ENG-PTO 7 PK 1793
ALT MTR-CODE: G9U720;G9U724; - AC; - ENG-PTO 6 PK 1145
ALT MTR-CODE: G9U720;G9U724; + AC 6 PK 1840
ALT MTR-CODE: G9U720;G9U724; OE-NO.: 8200466868; - AC; + ENG-PTO 6 PK 1840
ALT MTR-CODE: G9U750; - AC; - ENG-PTO 7 PK 1105
ALT MTR-CODE: G9U750; + AC 7 PK 1793
ALT MTR-CODE: G9U750; OE-NO.: 8200466868; - AC; + ENG-PTO 6 PK 1840
ALT MTR-CODE: G9U750;G9U754; + AC 7 PK 1793
CAM ZRK 1462
CAM KT 1392

2.5 dCi

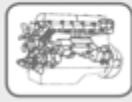
2464 ccm 107 kW G9U 632 08.06 - ALT MTR-CODE: G9U720;G9U724; - AC; - ENG-PTO 6 PK 1145
ALT MTR-CODE: G9U720;G9U724; + AC 6 PK 1840
ALT MTR-CODE: G9U720;G9U724; OE-NO.: 8200466868; - AC; + ENG-PTO 6 PK 1840
ALT MTR-CODE: G9U750; - AC; - ENG-PTO 7 PK 1105
ALT MTR-CODE: G9U750; OE-NO.: 8200466868; - AC; + ENG-PTO 6 PK 1840
CAM ZRK 1462
CAM KT 1392

2.5 D

2499 ccm 59 kW S8U 770 07.98 - AC-C MTR-CODE: S8U770 5 PK 1200
AC-C MTR-CODE: S8U770;S8U772 5 PK 1200
AC-C MTR-CODE: S8U772 5 PK 1200
ALT FROM: 03.00; MTR-CODE: S8U770 6 PK 870
ALT FROM: 03.00; MTR-CODE: S8U770;S8U772 6 PK 870
ALT FROM: 03.00; MTR-CODE: S8U772 6 PK 870
ALT UNTIL: 03.00; MTR-CODE: S8U770 6 PK 858
ALT UNTIL: 03.00; MTR-CODE: S8U770;S8U772 6 PK 858
ALT UNTIL: 03.00; MTR-CODE: S8U772 6 PK 858
CAM ZRK 1312
CAM KT 1229

2.8 dTi

2799 ccm 84 kW S9W 702 07.98 - AC-C MTR-CODE: S9W700 5 PK 1200
AC-C MTR-CODE: S9W700;S9W702 5 PK 1200
ALT FROM: 03.00; MTR-CODE: S9W700; - AC 6 PK 850
ALT FROM: 06.00; MTR-CODE: S9W700 6 PK 850
ALT FROM: 06.00; MTR-CODE: S9W700;S9W702 6 PK 850
ALT MTR-CODE: S9W700; + AC 5 PK 1200
ALT UNTIL: 03.00; MTR-CODE: S9W700; - AC 6 PK 845
ALT UNTIL: 03.00; MTR-CODE: S9W700;S9W702 6 PK 845
ALT UNTIL: 06.00; MTR-CODE: S9W700 6 PK 845
CAM ZRK 1332



RENAULT

MASTER II Bus (JD)

2.8 dTi

2799 ccm	84 kW	S9W 702	07.98 -	CAM		KT 1340
----------	-------	---------	---------	-----	--	---------

3.0 dCi 140 (JD0T)

2953 ccm	100 kW	ZD3 200;ZD3 202	10.03 -	ALT	MTR-CODE: ZD3200	7 PK 1920
				ALT	MTR-CODE: ZD3200;ZD3202	7 PK 1920

MASTER II Kasten (FD)

1.9 dTi

1870 ccm	59 kW	F9Q 770	09.00 -	ALT		6 PK 1130
				CAM		ZRK 1069
				CAM		KT 1493

1.9 dCi 80

1870 ccm	60 kW	F9Q 772;F9Q 774	11.01 -	CAM		ZRK 1067
				CAM		KT 1434
				CAM	MTR-CODE: F9Q752	KT 1434 W1

2.2 dCi 90

2188 ccm	66 kW	G9T 720;G9T 722;G9T 750	09.00 -	ALT	FROM: 11.04; MTR-CODE: G9T722;G9T750; - AC; - ENG-PTO	7 PK 1105
				ALT	FROM: 11.04; MTR-CODE: G9T750; - AC; - ENG-PTO	7 PK 1105
				ALT	MTR-CODE: G9T720; - AC; - ENG-PTO	6 PK 1145
				ALT	MTR-CODE: G9T720; OE-NO.: 7700109477; - AC; + ENG-PTO	6 PK 1795
				ALT	MTR-CODE: G9T720; OE-NO.: 7700109477; + AC	6 PK 1795
				ALT	MTR-CODE: G9T720; OE-NO.: 8200466868; - AC; + ENG-PTO	6 PK 1840
				ALT	MTR-CODE: G9T720; OE-NO.: 8200466868; + AC	6 PK 1840
				ALT	MTR-CODE: G9T720;G9T722; - AC; - ENG-PTO	6 PK 1145
				ALT	MTR-CODE: G9T720;G9T722; OE-NO.: 7700109477; - AC; + ENG-PTO	6 PK 1795
				ALT	MTR-CODE: G9T720;G9T722; OE-NO.: 7700109477; + AC	6 PK 1795
				ALT	MTR-CODE: G9T720;G9T722; OE-NO.: 8200466868; - AC; + ENG-PTO	6 PK 1840
				ALT	MTR-CODE: G9T720;G9T722; OE-NO.: 8200466868; + AC	6 PK 1840
				ALT	MTR-CODE: G9T722; - AC; - ENG-PTO	6 PK 1145
				ALT	MTR-CODE: G9T722; OE-NO.: 7700109477; - AC; + ENG-PTO	6 PK 1795
				ALT	MTR-CODE: G9T722; OE-NO.: 7700109477; + AC	6 PK 1795
				ALT	MTR-CODE: G9T722; OE-NO.: 8200466868; - AC; + ENG-PTO	6 PK 1840
				ALT	MTR-CODE: G9T722; OE-NO.: 8200466868; + AC	6 PK 1840
				ALT	MTR-CODE: G9T722;G9T750; + AC; - ENG-PTO	7 PK 1793
				ALT	MTR-CODE: G9T722;G9T750; OE-NO.: 7700109477; - AC; + ENG-PTO	6 PK 1795
				ALT	MTR-CODE: G9T722;G9T750; OE-NO.: 8200466868; - AC; + ENG-PTO	6 PK 1840
				ALT	MTR-CODE: G9T750; + AC; - ENG-PTO	7 PK 1793
				ALT	MTR-CODE: G9T750; OE-NO.: 7700109477; - AC; + ENG-PTO	6 PK 1795
				ALT	MTR-CODE: G9T750; OE-NO.: 8200466868; - AC; + ENG-PTO	6 PK 1840
				ALT	UNTIL: 11.04; MTR-CODE: G9T722;G9T750; - AC; - ENG-PTO	7 PK 1145
				ALT	UNTIL: 11.04; MTR-CODE: G9T750; - AC; - ENG-PTO	7 PK 1145
				CAM		ZRK 1462
				CAM		KT 1392

2.5 dCi 100 (FD0U, FD0V)

2463 ccm	73 kW	G9U 754	10.03 -	CAM		ZRK 1462
				CAM		KT 1392

2.5 dCi 120

2463 ccm	84 kW	G9U 720;G9U 754	10.01 -	CAM		ZRK 1462
				CAM		KT 1392

2.5 dCi

2464 ccm	88 kW	G9U 650	08.06 -	ALT	MTR-CODE: G9U632; - AC; - ENG-PTO	7 PK 1110
----------	-------	---------	---------	-----	-----------------------------------	-----------



RENAULT

MASTER II Kasten (FD)

2.5 dCi

2464 ccm	88 kW	G9U 650	08.06 -	ALT	MTR-CODE: G9U632; + AC	7 PK 1793
				ALT	MTR-CODE: G9U632; OE-NO.: 8200833558; - AC; + ENG-PTO	7 PK 1793
				ALT	MTR-CODE: G9U632;G9U650; - AC; - ENG-PTO	7 PK 1110
				ALT	MTR-CODE: G9U632;G9U650; + AC	7 PK 1793
				ALT	MTR-CODE: G9U632;G9U650; OE-NO.: 8200833558; - AC; + ENG-PTO	7 PK 1793
				ALT	MTR-CODE: G9U650; - AC; - ENG-PTO	7 PK 1110
				ALT	MTR-CODE: G9U650; + AC	7 PK 1793
				ALT	MTR-CODE: G9U650; OE-NO.: 8200833558; - AC; + ENG-PTO	7 PK 1793
				ALT	MTR-CODE: G9U720;G9U724; - AC; - ENG-PTO	6 PK 1145
				ALT	MTR-CODE: G9U720;G9U724; MOD: FD0M/FD0U/FD2M/FD3M; + AC	6 PK 1840
				ALT	MTR-CODE: G9U720;G9U724; OE-NO.: 8200466868; - AC; + ENG-PTO	6 PK 1840
				ALT	MTR-CODE: G9U750; + AC	7 PK 1793
				ALT	MTR-CODE: G9U750;G9U754; + AC	7 PK 1793
				CAM		ZRK 1462
				CAM		KT 1392

2.5 dCi

2464 ccm	107 kW	G9U 632	08.06 -	ALT	MTR-CODE: G9U720;G9U724; - AC; - ENG-PTO	6 PK 1145
				CAM		ZRK 1462
				CAM		KT 1392

2.5 D

2499 ccm	59 kW	S8U 770	07.98 -	AC-C	MTR-CODE: S8U770	5 PK 1200
				AC-C	MTR-CODE: S8U770;S8U772	5 PK 1200
				AC-C	MTR-CODE: S8U772	5 PK 1200
				ALT	FROM: 03.00; MTR-CODE: S8U770	6 PK 870
				ALT	FROM: 03.00; MTR-CODE: S8U770;S8U772	6 PK 870
				ALT	FROM: 03.00; MTR-CODE: S8U772	6 PK 870
				ALT	UNTIL: 03.00; MTR-CODE: S8U770	6 PK 858
				ALT	UNTIL: 03.00; MTR-CODE: S8U770;S8U772	6 PK 858
				ALT	UNTIL: 03.00; MTR-CODE: S8U772	6 PK 858
				CAM		ZRK 1312
				CAM		KT 1229

2.8 dTi

2799 ccm	84 kW	S9W 702	07.98 -	AC-C	MTR-CODE: S9W700	5 PK 1200
				AC-C	MTR-CODE: S9W700;S9W702	5 PK 1200
				ALT	FROM: 06.00; MTR-CODE: S9W700	6 PK 850
				ALT	FROM: 06.00; MTR-CODE: S9W700;S9W702	6 PK 850
				ALT	UNTIL: 03.00; MTR-CODE: S9W700;S9W702	6 PK 845
				ALT	UNTIL: 06.00; MTR-CODE: S9W700	6 PK 845
				CAM		ZRK 1332
				CAM		KT 1340

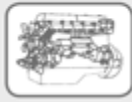
3.0 dCi 140 (HD0S, FD0S, HD1S)

2953 ccm	100 kW	ZD3 202	10.03 -	ALT	MTR-CODE: ZD3200;ZD3202	7 PK 1920
----------	--------	---------	---------	-----	-------------------------	-----------

MASTER II Pritsche/Fahrgestell (ED/HD/UD)

2.2 dCi 90

2188 ccm	66 kW	G9T 720;G9T 722;G9T 750	09.00 -	ALT	FROM: 11.04; MTR-CODE: G9T750; - AC; - ENG-PTO	7 PK 1105
				ALT	MTR-CODE: G9T720;G9T722; - AC; - ENG-PTO	6 PK 1145
				ALT	MTR-CODE: G9T720;G9T722; OE-NO.: 7700109477; - AC; + ENG-PTO	6 PK 1795
				ALT	MTR-CODE: G9T720;G9T722; OE-NO.: 7700109477; + AC	6 PK 1795
				ALT	MTR-CODE: G9T720;G9T722; OE-NO.: 8200466868; - AC; + ENG-PTO	6 PK 1840
				ALT	MTR-CODE: G9T720;G9T722; OE-NO.: 8200466868; + AC	6 PK 1840
				ALT	MTR-CODE: G9T750; + AC; - ENG-PTO	7 PK 1793
				ALT	MTR-CODE: G9T750; OE-NO.: 7700109477; - AC; + ENG-PTO	6 PK 1795
				ALT	MTR-CODE: G9T750; OE-NO.: 8200466868; - AC; + ENG-PTO	6 PK 1840
				ALT	UNTIL: 11.04; MTR-CODE: G9T750; - AC; - ENG-PTO	7 PK 1145
				CAM		ZRK 1462



RENAULT

MASTER II Pritsche/Fahrgestell (ED/HD/UD)

2.2 dCi 90

2188 ccm	66 kW	G9T 720;G9T 722;G9T 750	09.00 -	CAM		KT 1392
----------	-------	-------------------------	---------	-----	--	---------

2.5 dCi 100 (ED4V, ED8V)

2463 ccm	73 kW	G9U 754	10.03 -	ALT	- AC; + ENG-PTO	6 PK 1840
				ALT	MTR-CODE: G9U750; - AC; + ENG-PTO	6 PK 1795
				ALT	MTR-CODE: G9U750; + AC	7 PK 1793
				ALT	MTR-CODE: G9U754; - AC; - ENG-PTO	7 PK 1145
				ALT	MTR-CODE: G9U754; - AC; + ENG-PTO	6 PK 1795
				ALT	MTR-CODE: G9U754; + AC	7 PK 1793
				ALT	UNTIL: 11.04; MTR-CODE: G9U750; - AC; - ENG-PTO	7 PK 1145
				CAM		ZRK 1462
				CAM		KT 1392

2.5 dCi

2464 ccm	74 kW	G9U 754	08.06 -	CAM		ZRK 1462
				CAM		KT 1392

2.5 dCi 120

2463 ccm	84 kW	G9U 720;G9U 754	10.01 -	CAM		ZRK 1462
				CAM		KT 1392

2.5 dCi

2464 ccm	88 kW	G9U 650	08.06 -	ALT	MTR-CODE: G9U632; - AC; - ENG-PTO	7 PK 1110
				ALT	MTR-CODE: G9U632; + AC	7 PK 1793
				ALT	MTR-CODE: G9U632; OE-NO.: 8200833558; - AC; + ENG-PTO	7 PK 1793
				ALT	MTR-CODE: G9U650; - AC; - ENG-PTO	7 PK 1110
				ALT	MTR-CODE: G9U650; + AC	7 PK 1793
				ALT	MTR-CODE: G9U650; OE-NO.: 8200833558; - AC; + ENG-PTO	7 PK 1793
				ALT	MTR-CODE: G9U720;G9U724; - AC; - ENG-PTO	6 PK 1145
				ALT	MTR-CODE: G9U750; + AC	7 PK 1793
				ALT	MTR-CODE: G9U754; + AC	7 PK 1793
				CAM		ZRK 1462
				CAM		KT 1392

2.5 dCi

2464 ccm	107 kW	G9U 632	08.06 -	ALT	MTR-CODE: G9U720;G9U724; - AC; - ENG-PTO	6 PK 1145
				CAM		ZRK 1462
				CAM		KT 1392

2.5 D

2499 ccm	59 kW	S8U 770	07.98 -	AC-C	MTR-CODE: S8U770	5 PK 1200
				AC-C	MTR-CODE: S8U772	5 PK 1200
				ALT	FROM: 03.00; MTR-CODE: S8U770	6 PK 870
				ALT	FROM: 03.00; MTR-CODE: S8U772	6 PK 870
				ALT	UNTIL: 03.00; MTR-CODE: S8U770	6 PK 858
				ALT	UNTIL: 03.00; MTR-CODE: S8U772	6 PK 858
				CAM		ZRK 1312
				CAM		KT 1229

2.8 dTi

2799 ccm	84 kW	S9W 702	07.98 -	AC-C	MTR-CODE: S9W700	5 PK 1200
				AC-C	MTR-CODE: S9W700;S9W702	5 PK 1200
				ALT	FROM: 06.00; MTR-CODE: S9W700	6 PK 850
				ALT	FROM: 06.00; MTR-CODE: S9W700;S9W702	6 PK 850
				ALT	UNTIL: 03.00; MTR-CODE: S9W700;S9W702	6 PK 845
				ALT	UNTIL: 06.00; MTR-CODE: S9W700	6 PK 845
				CAM		ZRK 1332
				CAM		KT 1340

3.0 dCi 120

2953 ccm	85 kW	ZD3 600	06.05 -	ALT	MTR-CODE: ZD3600;ZD3604	7 PK 1640
----------	-------	---------	---------	-----	-------------------------	-----------

3.0 dCi 140 (ED0S, UD0S)

2953 ccm	100 kW	ZD3 202	10.03 -	ALT		7 PK 1920
----------	--------	---------	---------	-----	--	-----------

RENAULT TRUCKS

MASCOTT Kasten/Kombi

90.35

2800 ccm	63 kW	8140.63.2585	01.99 - 12.01	CAM		KT 1229
----------	-------	--------------	---------------	-----	--	---------



RENAULT TRUCKS

MASCOTT Kasten/Kombi

110.35

2800 ccm 78 kW 8140.43.B.3586;8140.43.B.3588; 01.99 - 06.04 CAM MTR-CODE: 8140.43.C.2586 **KT 1229**
8140.43.C.2586

110.50

2800 ccm 78 kW 8140.43.B.3586;8140.43.B.3588; 01.99 - 06.04 CAM MTR-CODE: 8140.43.C.2586 **KT 1229**
8140.43.C.2586

110.55

2800 ccm 78 kW 8140.43.B.3586;8140.43.B.3588; 01.99 - 06.04 CAM MTR-CODE: 8140.43.C.2586 **KT 1229**
8140.43.C.2586

130.35

2800 ccm 92 kW 8140.43.S.2585;8140.43.S.3585 01.99 - 06.04 CAM MTR-CODE: 8140.43.S.2585 **KT 1229**

130.55

2800 ccm 92 kW 8140.43.S.2585;8140.43.S.3585 01.99 - 06.04 CAM MTR-CODE: 8140.43.S.2585 **KT 1229**

140.35

2800 ccm 103 kW 8140-43 k 01.01 - 06.04 CAM **KT 1229**

140.55

2800 ccm 103 kW 8140-43 k 01.01 - 06.04 CAM **KT 1229**

MASCOTT Pritsche/Fahrgestell

90

2800 ccm 63 kW 8140.63.2585 01.99 - 12.01 AC-C MOD: Mascott90 **4 PK 1015**
ALT MOD: Mascott90 **6 PK 1055**
CAM **KT 1229**

110

2800 ccm 78 kW 8140.43.B.3586;8140.43.B.3588; 01.99 - 06.04 AC-C MTR-CODE: 8140.43.C.2586; MOD: Mascott110 **4 PK 1015**
8140.43.C.2586
ALT MTR-CODE: 8140.43.C.2586; MOD: Mascott110 **6 PK 1055**
CAM MTR-CODE: 8140.43.C.2586 **KT 1229**

110

2800 ccm 78 kW 8140.43.B.3586;8140.43.B.3588; 01.99 - 06.04 AC-C MTR-CODE: 8140.43.C.2586; MOD: Mascott110 **4 PK 1015**
8140.43.C.2586
ALT MTR-CODE: 8140.43.C.2586; MOD: Mascott110 **6 PK 1055**
CAM MTR-CODE: 8140.43.C.2586 **KT 1229**

110

2800 ccm 78 kW 8140.43.B.3586;8140.43.B.3588; 01.99 - 06.04 AC-C MTR-CODE: 8140.43.C.2586; MOD: Mascott110 **4 PK 1015**
8140.43.C.2586
ALT MTR-CODE: 8140.43.C.2586; MOD: Mascott110 **6 PK 1055**
CAM MTR-CODE: 8140.43.C.2586 **KT 1229**

110

2800 ccm 78 kW 8140.43.B.3586;8140.43.B.3588; 01.99 - 06.04 AC-C MTR-CODE: 8140.43.C.2586; MOD: Mascott110 **4 PK 1015**
8140.43.C.2586
ALT MTR-CODE: 8140.43.C.2586; MOD: Mascott110 **6 PK 1055**
CAM MTR-CODE: 8140.43.C.2586 **KT 1229**

130

2800 ccm 92 kW 8140.43.S.2585;8140.43.S.3585 01.99 - 06.04 AC-C MTR-CODE: 8140.43.S.2585; MOD: Mascott130 **4 PK 1015**
ALT MTR-CODE: 8140.43.S.2585; MOD: Mascott130 **6 PK 1055**
CAM MTR-CODE: 8140.43.S.2585 **KT 1229**

130

2800 ccm 92 kW 8140.43.S.2585;8140.43.S.3585 01.99 - 06.04 AC-C MTR-CODE: 8140.43.S.2585; MOD: Mascott130 **4 PK 1015**
ALT MTR-CODE: 8140.43.S.2585; MOD: Mascott130 **6 PK 1055**
CAM MTR-CODE: 8140.43.S.2585 **KT 1229**

130

2800 ccm 92 kW 8140.43.S.2585;8140.43.S.3585 01.99 - 06.04 AC-C MTR-CODE: 8140.43.S.2585; MOD: Mascott130 **4 PK 1015**
ALT MTR-CODE: 8140.43.S.2585; MOD: Mascott130 **6 PK 1055**
CAM MTR-CODE: 8140.43.S.2585 **KT 1229**

140

2800 ccm 103 kW 8140-43 k 01.01 - 06.04 CAM **KT 1229**

140

2800 ccm 103 kW 8140-43 k 01.01 - 06.04 CAM **KT 1229**

140

2800 ccm 103 kW 8140-43 k 01.01 - 06.04 CAM **KT 1229**

MASCOTT Kipper

90

2800 ccm 78 kW 8140.43.B.3586;8140.43.B.3588; 01.00 - 06.04 CAM MTR-CODE: 8140.43.C.2586 **KT 1229**
8140.43.C.2586



RENAULT TRUCKS

MASCOTT Kipper

110							
2800 ccm	78 kW	8140.43.B.3586;8140.43.B.3588; 8140.43.C.2586	01.00 - 06.04	CAM		MTR-CODE: 8140.43.C.2586	KT 1229

SSANGYONG

ISTANA Bus

2.9 TD							
2874 ccm	70 kW	OM 602.940	10.92 - 05.95	ALT	+ AC; + PS		6 PK 2080
				ALT	FROM MTR-NO: 253307; + AC; - PS		6 PK 2020
				ALT	FROM MTR-NO: 253308; - AC; - PS		6 PK 995
				ALT	FROM MTR-NO: 253308; + PS; - AC		6 PK 1980
				ALT	UNTIL MTR-NO: 253306; + AC; - PS		6 PK 2030
				ALT	UNTIL MTR-NO: 253307; - AC; - PS		6 PK 1015
				ALT	UNTIL MTR-NO: 253307; + PS; - AC		6 PK 2000

ISTANA Kasten

2.9 D							
2874 ccm	70 kW	OM 602.940	10.92 - 05.95	ALT	+ AC; + PS		6 PK 2080
				ALT	FROM MTR-NO: 253307; + AC; - PS		6 PK 2020
				ALT	FROM MTR-NO: 253308; - AC; - PS		6 PK 995
				ALT	FROM MTR-NO: 253308; + PS; - AC		6 PK 1980
				ALT	UNTIL MTR-NO: 253306; + AC; - PS		6 PK 2030
				ALT	UNTIL MTR-NO: 253307; - AC; - PS		6 PK 1015
				ALT	UNTIL MTR-NO: 253307; + PS; - AC		6 PK 2000

ISTANA Bus

2.9 D							
2874 ccm	90 kW	OM 602.980	06.95 -	ALT	- AC		6 PK 2080
				ALT	+ AC		6 PK 2140

ISTANA Kasten

2.9 D							
2874 ccm	90 kW	OM 602.980	06.95 -	ALT	- AC		6 PK 2080
				ALT	+ AC		6 PK 2140

SUBARU

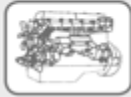
LIBERO Bus (E10, E12)

1.0 4WD (E10, KJ6)							
998 ccm	37 kW	EF10	01.83 - 12.87	ALT			AVX 10 x 913
				CAM			ZRK 1034
1.2 4WD (E12, KJ8)							
1190 ccm	38 kW	EF12	08.86 - 02.00	ALT	UNTIL: 12.93		AVX 10 x 700
1.2 i 4WD (E12, FA)							
1189 ccm	40 kW	EF12	08.91 - 02.00	ALT			AVX 10 x 715
				ALT	FROM: 01.94		AVX 10 x 710
				ALT	FROM: 10.93; - AC		4 PK 705
				ALT	FROM: 10.93; + AC		4 PK 970

SUZUKI

SUPER CARRY Bus (ED)

1.0							
970 ccm	30 kW	F10A	09.94 - 03.99	AC-C			AVX 10 x 750
				ALT			AVX 10 x 750
				CAM			ZRK 1034
				CAM			KT 1259
1.0							
970 ccm	31 kW	F10A	10.92 - 03.99	AC-C			AVX 10 x 750
				ALT			AVX 10 x 750
				CAM			ZRK 1034
				CAM			KT 1259
1.0 (SK)							
970 ccm	33 kW	F10A	10.85 - 03.99	AC-C			AVX 10 x 750
				ALT			AVX 10 x 750
				CAM			ZRK 1034
				CAM			KT 1259



TOYOTA

DYNA 100 Pritsche/Fahrgestell (YH_)

1.8						
1812 ccm	58 kW	2Y	08.85 - 04.95	ALT	MOD: 100	5 PK 820

DYNA Pritsche/Fahrgestell (KD_, _U7_, _C6_, _U6_, LY_, TRY2_)

2.5 D4d						
2494 ccm	65 kW	2KD-FTV	08.01 -	ALT	MOD: 150; - AC	7 PK 1093
				ALT	MOD: 150; + AC	7 PK 1473
2.5 D4d						
2494 ccm	75 kW	2KD-FTV	08.01 -	ALT	MOD: 150; - AC	7 PK 1093
				ALT	MOD: 150; + AC	7 PK 1473
3.0 D4d						
2982 ccm	80 kW	1KD-FTV	09.06 -	ALT	MTR-CODE: 1KDFTV; MOD: 150; - AC	7 PK 1093
				ALT	MTR-CODE: 1KDFTV; MOD: 150; + AC	7 PK 1473

HIACE III Wagon (LH1_, RZH1_)

2.0 (RZH102)						
1998 ccm	74 kW	1RZ	08.89 - 08.95	ALT		5 PK 865
2.4 (RZH103)						
2438 ccm	88 kW	2RZ-E	08.89 - 08.95	ALT		5 PK 865
2.4 D (LH102)						
2446 ccm	55 kW	2L	08.89 - 08.95	AC-C	FROM: 10.93	AVX 13 x 1260
				ALT	UNTIL: 08.89; REQ: 2	AVX 10 x 975
				PS	FROM: 08.89	AVX 13 x 850
				ALT	FROM: 08.89; MTR-CODE: LH108	2/AVX 13 x 1050
				PS	FROM: 01.92; AWD	4 PK 835
				CAM		ZRK 1134
				CAM		KT 1107
2.4 D 4WD						
2446 ccm	55 kW	2L	08.89 - 08.95	PS	FROM: 01.92; AWD	4 PK 835
				CAM		ZRK 1134
				CAM		KT 1107
2.4 D						
2446 ccm	57 kW	2L	10.93 - 08.95	AC-C		AVX 13 x 1260
				ALT		2/AVX 13 x 1050
				PS	AWD	4 PK 835
				CAM		ZRK 1134
				CAM		KT 1107

HIACE III Kasten (H50)

2.0						
1998 ccm	74 kW	1RZ	02.90 - 08.95	ALT		5 PK 865
2.4						
2438 ccm	88 kW	2RZ-E	08.89 - 08.95	ALT		5 PK 865
2.4 4WD						
2438 ccm	88 kW	2RZ-E	08.89 - 08.95	ALT		5 PK 865
2.4 D						
2446 ccm	55 kW	2L	02.90 - 08.95	PS		AVX 13 x 850
				ALT		2/AVX 13 x 1050
				PS	AWD	4 PK 835
				CAM		ZRK 1134
				CAM		KT 1107
2.4 D 4WD						
2446 ccm	55 kW	2L	08.89 - 08.95	PS	AWD	4 PK 835
				CAM		ZRK 1134
				CAM		KT 1107
2.4 D						
2446 ccm	57 kW	2L	09.89 - 08.95	PS	AWD	4 PK 835

HIACE IV Wagon (H100)

2.5 D-4D 4WD						
2494 ccm	75 kW	2KD-FTV	08.01 - 08.06	ALT	- AC	7 PK 1093
				ALT	+ AC	7 PK 1473

HIACE IV Bus

2.4 (RCH12_, RCH22_)						
2438 ccm	85 kW	2RZ-E	08.95 -	AC-C		4 PK 860
				ALT		5 PK 865



TOYOTA

HIACE IV Bus

2.4 4WD (RCH18_)

2438 ccm	85 kW	2RZ-E	08.95 -	AC-C		4 PK 860
				ALT		5 PK 865

2.7 (RCH13_, RCH23_)

2694 ccm	105 kW	3RZ-FE	04.98 -	AC-C		4 PK 940
				ALT		5 PK 865
				PS		4 PK 1100

2.7 4WD (RCH19_)

2694 ccm	105 kW	3RZ-FE	04.98 -	AC-C		4 PK 940
				ALT		5 PK 865
				PS		4 PK 1100

2.7

2694 ccm	106 kW	3RZ-FE	11.01 -	AC-C		4 PK 940
				ALT		5 PK 865
				PS		4 PK 1100

2.4 D

2446 ccm	55 kW	2L	07.99 -	PS		4 PK 775
				CAM		ZRK 1134
				CAM		KT 1107

2.4 D

2446 ccm	58 kW	2L	08.95 -	PS		4 PK 775
				CAM		ZRK 1134
				CAM		KT 1107

2.4 TD (LXH12_, LXH22_)

2446 ccm	66 kW	2L-T	08.95 -	PS		4 PK 775
				CAM		ZRK 1134
				CAM		KT 1107

2.4 TD 4WD (H18/28)

2446 ccm	66 kW	2L-T	08.95 -	PS	FROM: 10.96	4 PK 775
				CAM		ZRK 1134
				CAM		KT 1107

2.5 D-4D

2494 ccm	65 kW	2KD-FTV	11.01 -	ALT	- AC	7 PK 1093
				ALT	+ AC	7 PK 1473
				CAM		ZRK 1580
				CAM		KT 1508

2.5 D-4D

2494 ccm	75 kW	2KD-FTV	11.01 -	ALT	- AC	7 PK 1093
				ALT	+ AC	7 PK 1473
				CAM		ZRK 1580
				CAM		KT 1508

HIACE IV Kasten (RCH2_, RCH1_, KLH2_, KLH1_)

2.4 (RCH12_, RCH22_)

2438 ccm	85 kW	2RZ-E	08.95 -	AC-C		4 PK 860
				ALT		5 PK 865

2.4 4WD (RCH18_, RCH28_)

2438 ccm	85 kW	2RZ-E	08.95 -	AC-C		4 PK 860
				ALT		5 PK 865

2.7 (RCH13_, RCH23_)

2694 ccm	105 kW	3RZ-FE	04.98 -	AC-C		4 PK 940
				ALT		5 PK 865
				PS		4 PK 1100

2.7 4WD (RCH19_, RCH29_)

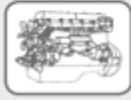
2694 ccm	106 kW	3RZ-FE	04.98 -	AC-C		4 PK 940
				ALT		5 PK 865
				PS		4 PK 1100

2.4 D

2446 ccm	55 kW	2L	09.95 -	PS		4 PK 775
----------	-------	----	---------	----	--	----------

2.4 D (LXH12_, LXH22_)

2446 ccm	58 kW	2L	08.95 -	AC-C		AVX 13 x 1225
				ALT	REQ: 2	AVX 13 x 1050
				PS		4 PK 775
				CAM		ZRK 1134
				CAM		KT 1107



TOYOTA

HIACE IV Kasten (RCH2_, RCH1_, KLH2_, KLH1_)

2.4 TD (LXH12_, LXH22_)

2446 ccm	66 kW	2L-T	08.95 -	PS		4 PK 775
				CAM		ZRK 1134
				CAM		KT 1107

2.4 TD 4WD (LXH18_, LXH28_)

2446 ccm	66 kW	2L-T	08.95 -	PS	FROM: 10.96	4 PK 775
				CAM		ZRK 1134
				CAM		KT 1107

2.5 D-4D

2494 ccm	65 kW	2KD-FTV	11.01 -	ALT	- AC	7 PK 1093
				ALT	+ AC	7 PK 1473
				CAM		ZRK 1580
				CAM		KT 1508

2.5 D-4D

2494 ccm	75 kW	2KD-FTV	11.01 -	ALT	- AC	7 PK 1093
				ALT	+ AC	7 PK 1473
				CAM		ZRK 1580
				CAM		KT 1508

2.5 D-4D 4WD

2494 ccm	75 kW	2KD-FTV	11.01 -	ALT	- AC	7 PK 1093
				ALT	+ AC	7 PK 1473
				CAM		ZRK 1580
				CAM		KT 1508

HIACE V Wagon (TRH2_, KDH2_)

2.7 VVTi

2694 ccm	111 kW	2TR-FE	01.05 -	ALT	- AC	7 PK 1870
				ALT	+ AC	7 PK 2283

HIACE V Kasten (TRH2_, KDH2_)

2.7 VVTi (TRH201, TRH221)

2694 ccm	111 kW	2TR-FE	01.05 -	ALT	- AC	7 PK 1870
				ALT	+ AC	7 PK 2283

HIACE V Bus (RCH2_, RCH1_, LXH2_, LXH1_, KLH2_, KLH1_)

2.5 D-4D

2494 ccm	70 kW	2KD-FTV	08.06 -	ALT	+ AC	7 PK 1933
				CAM		ZRK 1580
				CAM		KT 1508

2.5 D-4D

2494 ccm	86 kW	2KD-FTV	08.06 -	ALT	+ AC	7 PK 1933
				CAM		ZRK 1580
				CAM		KT 1508

HIACE V Kasten (RCH2_, RCH1_, LXH2_, LXH1_, KLH2_, KLH1_)

2.5 D-4D

2494 ccm	70 kW	2KD-FTV	09.06 -	ALT	+ AC	7 PK 1933
----------	-------	---------	---------	-----	------	-----------

2.5 D-4D

2494 ccm	86 kW	2KD-FTV	09.06 -	ALT	+ AC	7 PK 1933
----------	-------	---------	---------	-----	------	-----------

2.5 D-4D 4WD

2494 ccm	86 kW	2KD-FTV	09.06 -	ALT	+ AC	7 PK 1933
----------	-------	---------	---------	-----	------	-----------

LITEACE Bus (_R2_LG)

2.2 (YR22LG)

2237 ccm	72 kW	4Y-EC	01.92 - 01.95	ALT		5 PK 820
----------	-------	-------	---------------	-----	--	----------

2.0 D (CR21LG)

1974 ccm	53 kW	2C	01.92 - 05.94	PS	FROM: 03.93	3 PK 835
				PS	UNTIL: 03.93	3 PK 800
				CAM		ZRK 1148
				CAM		KT 1344

LITEACE Kasten (_R2_V)

2.2 (YR29LV)

2237 ccm	72 kW	4Y-EC	01.92 - 01.95	ALT		5 PK 820
----------	-------	-------	---------------	-----	--	----------

2.0 D (CR27_V)

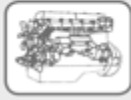
1974 ccm	51 kW	2C	01.92 - 05.94	PS	FROM: 03.93	3 PK 835
				PS	UNTIL: 03.93	3 PK 800
				CAM		KT 1344



VAUXHALL

MOVANO Mk I (A) Combi (JD)

1.9 DTI						
1870 ccm	59 kW	F9Q 770	09.00 - 10.01	CAM CAM		ZRK 1069 KT 1247
1.9 DTI						
1870 ccm	60 kW	F9Q 774	10.01 - 05.10	ALT ALT CAM CAM CAM	FROM: 10.03; - AC FROM: 10.03; + AC	5 PK 1125 6 PK 1795 ZRK 1067 KT 1434 KT 1434 W1
2.2 DTI						
2188 ccm	66 kW	G9T 720;G9T 750	09.00 - 05.10	ALT ALT ALT ALT ALT CAM CAM	FROM: 11.04; MTR-CODE: G9T750; - AC; - ENG-PTO MTR-CODE: G9T722; - AC MTR-CODE: G9T722; + AC MTR-CODE: G9T750; + AC; + ENG-PTO UNTIL: 11.04; MTR-CODE: G9T750; - AC; - ENG-PTO	7 PK 1105 6 PK 1145 6 PK 1795 7 PK 1793 7 PK 1145 ZRK 1462 KT 1392
2.5 D						
2499 ccm	59 kW	S8U 770	10.98 - 09.00	AC-C ALT ALT CAM CAM	FROM MTR-NO: 3053819 UNTIL MTR-NO: 3053818	5 PK 1200 6 PK 870 6 PK 858 ZRK 1312 KT 1229
2.5 CDTI						
2463 ccm	74 kW	G9U 650;G9U 754	10.01 - 08.09	ALT ALT CAM CAM	FROM: 09.06; - AC; - ENG-PTO FROM: 09.06; OE-NO.: 93195485;4418675; + AC; + ENG-PTO	7 PK 1110 7 PK 1793 ZRK 1462 KT 1392
2.5 DTI						
2463 ccm	84 kW	G9U 720;G9U 750;G9U 754	10.01 - 08.09	ALT ALT ALT ALT ALT CAM CAM	FROM: 09.02; MTR-CODE: G9U724; - AC FROM: 09.02; MTR-CODE: G9U724; + AC FROM: 09.02; MTR-CODE: G9U750; + AC FROM: 09.02; MTR-CODE: G9U750; OE-NO.: 9121108;4405275; - AC; - ENG-PTO FROM: 09.02; MTR-CODE: G9U750; OE-NO.: 93186955;4416361; - AC; - ENG-PTO FROM: 09.02; MTR-CODE: G9U750; OE-NO.: 93195484;4418674; - AC; - ENG-PTO	6 PK 1145 6 PK 1795 7 PK 1793 7 PK 1145 7 PK 1105 7 PK 1105 ZRK 1462 KT 1392
2.5 CDTI						
2464 ccm	88 kW	G9U 632;G9U 650	02.03 - 08.09	ALT ALT CAM CAM	- AC; - ENG-PTO OE-NO.: 93195485;4418675; + AC; + ENG-PTO	7 PK 1110 7 PK 1793 ZRK 1462 KT 1392
2.5 CDTI						
2464 ccm	107 kW	G9U 632	08.06 - 05.10	ALT ALT CAM CAM	- AC; - ENG-PTO OE-NO.: 93195485;4418675; + AC; + ENG-PTO	7 PK 1110 7 PK 1793 ZRK 1462 KT 1392
2.8 DTI						
2799 ccm	84 kW	S9W 702	10.98 - 10.01	AC-C ALT ALT CAM CAM	FROM MTR-NO: 3053819 UNTIL MTR-NO: 3053818	5 PK 1200 6 PK 850 6 PK 845 ZRK 1332 KT 1340
3.0 DTi						
2953 ccm	100 kW	ZD3 200	10.03 - 05.10	ALT		7 PK 1920
MOVANO Mk I (A) Van (FD)						
1.9 DTI						
1870 ccm	59 kW	F9Q 770	09.00 - 10.01	CAM CAM		ZRK 1069 KT 1247
1.9 DTI						
1870 ccm	60 kW	F9Q 774	10.01 - 05.10	ALT	FROM: 10.03; - AC	5 PK 1125



VAUXHALL

MOVANO Mk I (A) Van (FD)

1.9 DTI

1870 ccm	60 kW	F9Q 774	10.01 - 05.10	ALT	FROM: 10.03; + AC	6 PK 1795
				CAM		ZRK 1067
				CAM		KT 1434
				CAM		KT 1434 W1

2.2 DTI

2188 ccm	66 kW	G9T 720;G9T 722;G9T 750	09.00 - 05.10	ALT	FROM: 11.04; MTR-CODE: G9T750; - AC; - ENG-PTO	7 PK 1105
				ALT	MTR-CODE: G9T722; - AC	6 PK 1145
				ALT	MTR-CODE: G9T722; + AC	6 PK 1795
				ALT	MTR-CODE: G9T750; + AC; + ENG-PTO	7 PK 1793
				ALT	UNTIL: 11.04; MTR-CODE: G9T750; - AC; - ENG-PTO	7 PK 1145
				CAM		ZRK 1462
				CAM		KT 1392

2.5 D

2499 ccm	59 kW	S8U 770	10.98 - 09.00	AC-C		5 PK 1200
				ALT	FROM MTR-NO: 3053819	6 PK 870
				ALT	UNTIL MTR-NO: 3053818	6 PK 858
				CAM		ZRK 1312
				CAM		KT 1229

2.5 CDTI

2463 ccm	74 kW	G9U 650;G9U 754	04.04 - 05.10	ALT	FROM: 09.06; - AC; - ENG-PTO	7 PK 1110
				ALT	FROM: 09.06; OE-NO.: 93195485;4418675; + AC; + ENG-PTO	7 PK 1793
				CAM		ZRK 1462
				CAM		KT 1392

2.5 DTI

2463 ccm	84 kW	G9U 720;G9U 724;G9U 750;G9U 754	10.01 - 05.10	ALT	MTR-CODE: G9U720; - AC	6 PK 1145
				ALT	MTR-CODE: G9U720; + AC	6 PK 1795
				ALT	MTR-CODE: G9U750; + AC	7 PK 1793
				ALT	MTR-CODE: G9U750; OE-NO.: 9121108;4405275; - AC; - ENG-PTO	7 PK 1145
				ALT	MTR-CODE: G9U750; OE-NO.: 93186955;4416361; - AC; - ENG-PTO	7 PK 1105
				ALT	MTR-CODE: G9U750; OE-NO.: 93195484;4418674; - AC; - ENG-PTO	7 PK 1105
				CAM		ZRK 1462
				CAM		KT 1392

2.5 CDTI

2464 ccm	88 kW	G9U 632;G9U 650	08.06 - 05.10	ALT	- AC; - ENG-PTO	7 PK 1110
				ALT	OE-NO.: 93195485;4418675; + AC; + ENG-PTO	7 PK 1793
				CAM		ZRK 1462
				CAM		KT 1392

2.5 CDTI

2464 ccm	107 kW	G9U 632	08.06 - 05.10	ALT	- AC; - ENG-PTO	7 PK 1110
				ALT	OE-NO.: 93195485;4418675; + AC; + ENG-PTO	7 PK 1793
				CAM		ZRK 1462
				CAM		KT 1392

2.8 TDI

2799 ccm	84 kW	S9W 702	10.98 - 10.01	AC-C		5 PK 1200
				ALT	FROM MTR-NO: 3053819	6 PK 850
				ALT	UNTIL MTR-NO: 3053818	6 PK 845
				CAM		ZRK 1332
				CAM		KT 1340

3.0 DTI

2953 ccm	100 kW	ZD3 202	10.03 - 05.10	ALT		7 PK 1920
----------	--------	---------	---------------	-----	--	-----------

MOVANO Mk I (A) Chassis/Cab (ED, UD, HD)

2.2 DTI

2188 ccm	66 kW	G9T 720;G9T 722;G9T 750	09.00 - 05.10	ALT	MTR-CODE: G9T720;G9T722; - AC	6 PK 1145
				ALT	MTR-CODE: G9T720;G9T722; + AC	6 PK 1795
				ALT	MTR-CODE: G9T722; - AC; - ENG-PTO	7 PK 1145
				ALT	MTR-CODE: G9T722; + AC; + ENG-PTO	7 PK 1793
				CAM		ZRK 1462
				CAM		KT 1392



VAUXHALL

MOVANO Mk I (A) Chassis/Cab (ED, UD, HD)

2.5 D						
2499 ccm	59 kW	S8U 770	10.98 - 09.00	AC-C		5 PK 1200
				ALT	FROM MTR-NO: 3053819	6 PK 870
				ALT	UNTIL MTR-NO: 3053818	6 PK 858
				CAM		ZRK 1312
				CAM		KT 1229
2.5 CDTI						
2463 ccm	74 kW	G9U 650;G9U 754	04.04 - 05.10	ALT	FROM: 09.06; MTR-CODE: G9U650; - AC; - ENG-PTO	7 PK 1110
				ALT	FROM: 09.06; MTR-CODE: G9U650; OE-NO.: 93195485;4418675; + AC; + ENG-PTO	7 PK 1793
				CAM		ZRK 1462
				CAM		KT 1392
2.5 DTI						
2463 ccm	84 kW	G9U 720;G9U 724;G9U 754	10.01 - 05.10	ALT	MTR-CODE: G9U720; - AC	6 PK 1145
				ALT	MTR-CODE: G9U720; + AC	6 PK 1795
				CAM		ZRK 1462
				CAM		KT 1392
2.5 CDTI						
2463 ccm	88 kW	G9U 632;G9U 650	08.06 - 05.10	ALT	MTR-CODE: G9U650; - AC; - ENG-PTO	7 PK 1110
				ALT	MTR-CODE: G9U650; OE-NO.: 93195485;4418675; + AC; + ENG-PTO	7 PK 1793
				CAM		ZRK 1462
				CAM		KT 1392
2.5 CDTI						
2463 ccm	107 kW	G9U 632	08.06 - 05.10	ALT	MTR-CODE: G9U650; - AC; - ENG-PTO	7 PK 1110
				ALT	MTR-CODE: G9U650; OE-NO.: 93195485;4418675; + AC; + ENG-PTO	7 PK 1793
				CAM		ZRK 1462
				CAM		KT 1392
2.8 DTI						
2799 ccm	84 kW	S9W 702	10.98 - 10.01	AC-C		5 PK 1200
				ALT	FROM MTR-NO: 3053819	6 PK 850
				ALT	UNTIL MTR-NO: 3053818	6 PK 845
				CAM		ZRK 1332
				CAM		KT 1340
3.0 DTi						
2953 ccm	100 kW	ZD3 202	10.03 - 05.10	ALT		7 PK 1920
VIVARO Combi (J7)						
2.0 16V						
1998 ccm	88 kW	F4R 720	08.01 -	ALT	- AC	5 PK 1125
				ALT	+ AC	6 PK 1795
				CAM	MTR-CODE: F4R720;F4R820	ZRK 1475
1.9 DI						
1870 ccm	59 kW	F9Q 762	08.01 -	ALT	- AC	5 PK 1125
				ALT	+ AC	6 PK 1795
				CAM		ZRK 1067
				CAM		KT 1434
				CAM		KT 1434 W1
1.9 DTI						
1870 ccm	74 kW	F9Q 760	08.01 -	ALT	- AC	5 PK 1125
				ALT	+ AC	6 PK 1795
				CAM		ZRK 1067
				CAM		KT 1434
				CAM		KT 1434 W1
2.0 CDTI						
1995 ccm	66 kW	M9R 630;M9R 780;M9R 782;M9R 786	01.06 -	ALT	FROM: 08.06; OE-NO.: 93161809;4431667; - AC; + ENG-PTO	7 PK 1970
				ALT	FROM: 08.06; OE-NO.: 93161809;4431667; + AC; + ENG-PTO	7 PK 1970
				ALT	FROM: 08.06; OE-NO.: 93198427;4434866; - AC; + ENG-PTO	7 PK 2000
2.0 CDTI						
1995 ccm	84 kW	M9R 630;M9R 780;M9R 784;M9R 786;M9R 788	08.06 -	ALT	+ AC; + ENG-PTO	7 PK 1970
				ALT	OE-NO.: 93161809;4431667; - AC; + ENG-PTO	7 PK 1970
				ALT	OE-NO.: 93198427;4434866; - AC; + ENG-PTO	7 PK 2000



VAUXHALL

VIVARO Combi (J7)

2.5 DTI

2463 ccm	99 kW	G9U 630;G9U 730	04.04 -	ALT	- AC; - ENG-PTO	6 PK 1145
				ALT	OE-NO.: 93161358;4430217; + AC; + ENG-PTO	6 PK 1840
				ALT	OE-NO.: 93196393;4418809; + AC; + ENG-PTO	6 PK 1795
				CAM		ZRK 1462
				CAM		KT 1392

VIVARO Kasten (F7)

2.0 16V

1998 ccm	88 kW	F4R 720	08.01 -	ALT	FROM: 03.02; - AC	5 PK 1125
				ALT	FROM: 03.02; + AC	6 PK 1795
				CAM	MTR-CODE: F4R720;F4R820	ZRK 1475

1.9 DI

1870 ccm	59 kW	F9Q 762	08.01 -	ALT	- AC	5 PK 1125
				ALT	+ AC	6 PK 1795
				CAM		ZRK 1067
				CAM		KT 1434
				CAM		KT 1434 W1

1.9 DTI

1870 ccm	74 kW	F9Q 760	08.01 -	ALT	- AC	5 PK 1125
				ALT	+ AC	6 PK 1795
				CAM		ZRK 1067
				CAM		KT 1434
				CAM		KT 1434 W1

2.0 CDTI

1995 ccm	66 kW	M9R 630;M9R 780;M9R 782;M9R 786	01.06 -	ALT	FROM: 08.06; OE-NO.: 93161809;4431667; - AC; + ENG-PTO	7 PK 1970
				ALT	FROM: 08.06; OE-NO.: 93161809;4431667; + AC; + ENG-PTO	7 PK 1970
				ALT	FROM: 08.06; OE-NO.: 93198427;4434866; - AC; + ENG-PTO	7 PK 2000

2.0 CDTI

1995 ccm	84 kW	M9R 630;M9R 780;M9R 788	08.06 -	ALT	+ AC; + ENG-PTO	7 PK 1970
				ALT	OE-NO.: 93161809;4431667; - AC; + ENG-PTO	7 PK 1970
				ALT	OE-NO.: 93198427;4434866; - AC; + ENG-PTO	7 PK 2000

2.5 DTI

2463 ccm	99 kW	G9U 630;G9U 730	04.04 -	ALT	- AC; - ENG-PTO	6 PK 1145
				ALT	OE-NO.: 93161358;4430217; + AC; + ENG-PTO	6 PK 1840
				ALT	OE-NO.: 93196393;4418809; + AC; + ENG-PTO	6 PK 1795
				CAM		ZRK 1462
				CAM		KT 1392

2.5 CDTI

2464 ccm	107 kW	G9U 630	08.06 -	ALT	OE-NO.: 93195485;4418675; + AC; + ENG-PTO	7 PK 1793
				CAM		ZRK 1462
				CAM		KT 1392

VIVARO Pritsche/Fahrgestell (E7)

2.0 CDTI

1995 ccm	66 kW	M9R 630;M9R 782	01.06 -	ALT	FROM: 08.06; OE-NO.: 93161809;4431667; - AC; + ENG-PTO	7 PK 1970
				ALT	FROM: 08.06; OE-NO.: 93161809;4431667; + AC; + ENG-PTO	7 PK 1970
				ALT	FROM: 08.06; OE-NO.: 93198427;4434866; - AC; + ENG-PTO	7 PK 2000

2.0 CDTI

1995 ccm	84 kW	M9R 630;M9R 780;M9R 788	08.06 -	ALT	+ AC; + ENG-PTO	7 PK 1970
				ALT	OE-NO.: 93161809;4431667; - AC; + ENG-PTO	7 PK 1970
				ALT	OE-NO.: 93198427;4434866; - AC; + ENG-PTO	7 PK 2000

2.5 CDTI

2463 ccm	99 kW	G9U 630;G9U 730	04.03 -	ALT	- AC; - ENG-PTO	6 PK 1145
				ALT	OE-NO.: 93161358;4430217; + AC; + ENG-PTO	6 PK 1840
				ALT	OE-NO.: 93196393;4418809; + AC; + ENG-PTO	6 PK 1795

2.5 CDTI

2463 ccm	107 kW	G9U 730	08.06 -	ALT	OE-NO.: 93195485;4418675; + AC; + ENG-PTO	7 PK 1793
				CAM		ZRK 1462
				CAM		KT 1392



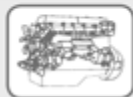
VW

CRAFTER 30-35 Bus (2E_)

2.0 TDI						
1968 ccm	80 kW	CKTB	05.11 -	CAM	MTR-CODE: CKTB;CKTC	ZRK 1572
2.0 TDI						
1968 ccm	100 kW	CKTC	05.11 -	CAM	MTR-CODE: CKTB;CKTC	ZRK 1572
2.0 TDI						
1968 ccm	105 kW	CKUC	10.11 -	CAM	MTR-CODE: CKUB;CKUC	ZRK 1572
2.0 TDI						
1968 ccm	120 kW	CKUB	07.11 -	CAM	MTR-CODE: CKUB;CKUC	ZRK 1572
2.5 TDI						
2461 ccm	65 kW	BJJ;CEBA	04.06 -	AC-C		4 EPK 970
				ALT	MTR-CODE: BJJ;CEBA; MOD: 30; - AC	6 PK 2000
				ALT	MTR-CODE: BJJ;CEBA; MOD: 30; + AC	6 PK 2585
				ALT	MTR-CODE: BJJ;CEBA; MOD: 35; - AC	6 PK 2000
				ALT	MTR-CODE: BJJ;CEBA; MOD: 35; + AC	6 PK 2585
				CAM		ZRK 1539
				CAM		KT 1486
2.5 TDI						
2461 ccm	80 kW	BJK;CEBB	04.06 -	ALT	MTR-CODE: BJK;CEBB; MOD: 30; - AC	6 PK 2000
				ALT	MTR-CODE: BJK;CEBB; MOD: 30; + AC	6 PK 2585
				ALT	MTR-CODE: BJK;CEBB; MOD: 35; - AC	6 PK 2000
				ALT	MTR-CODE: BJK;CEBB; MOD: 35; + AC	6 PK 2585
				CAM		ZRK 1539
				CAM		KT 1486
2.5 TDI						
2461 ccm	100 kW	BJL;CECA	04.06 -	AC-C		4 EPK 970
				ALT	MTR-CODE: BJL;CECA; MOD: 30; - AC	6 PK 2000
				ALT	MTR-CODE: BJL;CECA; MOD: 30; + AC	6 PK 2585
				ALT	MTR-CODE: BJL;CECA; MOD: 35; - AC	6 PK 2000
				ALT	MTR-CODE: BJL;CECA; MOD: 35; + AC	6 PK 2585
				CAM		ZRK 1539
				CAM		KT 1486
2.5 TDI						
2461 ccm	120 kW	BJM;CECB	04.06 -	AC-C		4 EPK 970
				ALT	MTR-CODE: BJM;CECB; MOD: 30; - AC	6 PK 2000
				ALT	MTR-CODE: BJM;CECB; MOD: 30; + AC	6 PK 2585
				ALT	MTR-CODE: BJM;CECB; MOD: 35; - AC	6 PK 2000
				ALT	MTR-CODE: BJM;CECB; MOD: 35; + AC	6 PK 2585
				CAM		ZRK 1539
				CAM		KT 1486

CRAFTER 30-50 Kasten (2E_)

2.0 TDI						
1968 ccm	80 kW	CKTB	05.11 -	CAM	MTR-CODE: CKTB;CKTC	ZRK 1572
2.0 TDI						
1968 ccm	100 kW	CKTC	05.11 -	CAM	MTR-CODE: CKTB;CKTC	ZRK 1572
2.0 TDI						
1968 ccm	105 kW	CKUC	10.11 -	CAM	MTR-CODE: CKUB;CKUC	ZRK 1572
2.0 TDI						
1968 ccm	120 kW	CKUB	07.11 -	CAM	MTR-CODE: CKUB;CKUC	ZRK 1572
2.5 TDI						
2461 ccm	65 kW	BJJ;CEBA	04.06 -	ALT	MTR-CODE: BJJ;CEBA; MOD: 30; - AC	6 PK 2000
				ALT	MTR-CODE: BJJ;CEBA; MOD: 30; + AC	6 PK 2585
				ALT	MTR-CODE: BJJ;CEBA; MOD: 35; - AC	6 PK 2000
				ALT	MTR-CODE: BJJ;CEBA; MOD: 35; + AC	6 PK 2585
				CAM		ZRK 1539
				CAM		KT 1486
2.5 TDI						
2461 ccm	80 kW	BJK;CEBB	04.06 -	ALT	MTR-CODE: BJK;CEBB; MOD: 30; - AC	6 PK 2000
				ALT	MTR-CODE: BJK;CEBB; MOD: 30; + AC	6 PK 2585
				ALT	MTR-CODE: BJK;CEBB; MOD: 35; - AC	6 PK 2000
				ALT	MTR-CODE: BJK;CEBB; MOD: 35; + AC	6 PK 2585
				ALT	MTR-CODE: BJK;CEBB; MOD: 50; - AC	6 PK 2000
				ALT	MTR-CODE: BJK;CEBB; MOD: 50; + AC	6 PK 2585
				CAM		ZRK 1539
				CAM		KT 1486



VW

CRAFTER 30-50 Kasten (2E_)

2.5 TDI

2461 ccm	100 kW	BJL;CECA	04.06 -	AC-C		4 EPK 970
				ALT	MTR-CODE: BJL;CECA; MOD: 30; - AC	6 PK 2000
				ALT	MTR-CODE: BJL;CECA; MOD: 30; + AC	6 PK 2585
				ALT	MTR-CODE: BJL;CECA; MOD: 35; - AC	6 PK 2000
				ALT	MTR-CODE: BJL;CECA; MOD: 35; + AC	6 PK 2585
				ALT	MTR-CODE: BJL;CECA; MOD: 50; - AC	6 PK 2000
				ALT	MTR-CODE: BJL;CECA; MOD: 50; + AC	6 PK 2585
				CAM		ZRK 1539
				CAM		KT 1486

2.5 TDI

2461 ccm	120 kW	BJM;CECB	04.06 -	AC-C		4 EPK 970
				ALT	MTR-CODE: BJM; MOD: 50; - AC	6 PK 2000
				ALT	MTR-CODE: BJM; MOD: 50; + AC	6 PK 2585
				ALT	MTR-CODE: BJM;CECB; MOD: 30; - AC	6 PK 2000
				ALT	MTR-CODE: BJM;CECB; MOD: 30; + AC	6 PK 2585
				ALT	MTR-CODE: BJM;CECB; MOD: 35; - AC	6 PK 2000
				ALT	MTR-CODE: BJM;CECB; MOD: 35; + AC	6 PK 2585
				CAM		ZRK 1539
				CAM		KT 1486

CRAFTER 30-50 Pritsche/Fahrgestell (2F_)

2.0 TDI

1968 ccm	80 kW	CKTB	05.11 -	CAM	MTR-CODE: CKTB;CKTC	ZRK 1572
----------	-------	------	---------	-----	---------------------	-----------------

2.0 TDI

1968 ccm	100 kW	CKTC	05.11 -	CAM	MTR-CODE: CKTB;CKTC	ZRK 1572
----------	--------	------	---------	-----	---------------------	-----------------

2.0 TDI

1968 ccm	105 kW	CKUC	10.11 -	CAM	MTR-CODE: CKUB;CKUC	ZRK 1572
----------	--------	------	---------	-----	---------------------	-----------------

2.0 TDI

1968 ccm	120 kW	CKUB	07.11 -	CAM	MTR-CODE: CKUB;CKUC	ZRK 1572
----------	--------	------	---------	-----	---------------------	-----------------

2.5 TDI

2461 ccm	65 kW	BJJ;CEBA	04.06 -	ALT	MTR-CODE: BJJ;CEBA; MOD: 30; - AC	6 PK 2000
				ALT	MTR-CODE: BJJ;CEBA; MOD: 30; + AC	6 PK 2585
				ALT	MTR-CODE: BJJ;CEBA; MOD: 35; - AC	6 PK 2000
				ALT	MTR-CODE: BJJ;CEBA; MOD: 35; + AC	6 PK 2585
				CAM		ZRK 1539
				CAM		KT 1486

2.5 TDI

2461 ccm	80 kW	BJK;CEBB	04.06 -	ALT	MTR-CODE: BJK;CEBB; MOD: 30; - AC	6 PK 2000
				ALT	MTR-CODE: BJK;CEBB; MOD: 30; + AC	6 PK 2585
				ALT	MTR-CODE: BJK;CEBB; MOD: 35; - AC	6 PK 2000
				ALT	MTR-CODE: BJK;CEBB; MOD: 35; + AC	6 PK 2585
				ALT	MTR-CODE: BJK;CEBB; MOD: 50; - AC	6 PK 2000
				ALT	MTR-CODE: BJK;CEBB; MOD: 50; + AC	6 PK 2585
				CAM		ZRK 1539
				CAM		KT 1486

2.5 TDI

2461 ccm	100 kW	BJL;CECA	04.06 -	AC-C		4 EPK 970
				ALT	MTR-CODE: BJL;CECA; MOD: 30; - AC	6 PK 2000
				ALT	MTR-CODE: BJL;CECA; MOD: 30; + AC	6 PK 2585
				ALT	MTR-CODE: BJL;CECA; MOD: 35; - AC	6 PK 2000
				ALT	MTR-CODE: BJL;CECA; MOD: 35; + AC	6 PK 2585
				ALT	MTR-CODE: BJL;CECA; MOD: 50; - AC	6 PK 2000
				ALT	MTR-CODE: BJL;CECA; MOD: 50; + AC	6 PK 2585
				CAM		ZRK 1539
				CAM		KT 1486

2.5 TDI

2461 ccm	120 kW	BJM;CECB	04.06 -	AC-C		4 EPK 970
				ALT	MTR-CODE: BJM; MOD: 50; - AC	6 PK 2000
				ALT	MTR-CODE: BJM; MOD: 50; + AC	6 PK 2585
				ALT	MTR-CODE: BJM;CECB; MOD: 30; - AC	6 PK 2000
				ALT	MTR-CODE: BJM;CECB; MOD: 30; + AC	6 PK 2585
				ALT	MTR-CODE: BJM;CECB; MOD: 35; - AC	6 PK 2000
				ALT	MTR-CODE: BJM;CECB; MOD: 35; + AC	6 PK 2585
				CAM		ZRK 1539
				CAM		KT 1486



VW

LT 28-35 | Bus (281-363)

2.0

1984 ccm	55 kW	CH	04.75 - 09.83	ALT		AVX 10 x 1013
				ALT	+ AC	AVX 10 x 900
				ALT	1. HYD-P	AVX 10 x 900
				HYD-P		AVX 10 x 800
				CAM		ZRK 1056
				CAM		KT 1001

2.4

2383 ccm	66 kW	DL	12.82 - 07.92	ALT	FROM CHA-NO.: 28G016822	AVX 10 x 800
				ALT	UNTIL CHA-NO.: 28G016821	AVX 10 x 813
				PS		AVX 13 x 800
				VAC-P		AVX 10 x 1025
				CAM	FROM CHA-NO.: 28-F-000001	ZRK 1212
				CAM	UNTIL CHA-NO.: 28-E-025000	ZRK 1048

2.4 i

2383 ccm	69 kW	1E	08.89 - 06.96	ALT	FROM CHA-NO.: 28G016822	AVX 10 x 800
				ALT	UNTIL CHA-NO.: 28G016821	AVX 10 x 813
				PS		AVX 13 x 800
				VAC-P		AVX 10 x 1025
				CAM	FROM CHA-NO.: 28-F-000001	ZRK 1212
				CAM	UNTIL CHA-NO.: 28-E-025000	ZRK 1048

2.4 D

2383 ccm	51 kW	1S;ACT	08.89 - 06.96	ALT	FROM CHA-NO.: 28G016822	AVX 10 x 800
				ALT	UNTIL CHA-NO.: 28G016821	AVX 10 x 813
				PS	UNTIL: 07.92	AVX 13 x 800
				VAC-P		AVX 10 x 1025
				CAM		ZRK 1376
				CAM	MTR-CODE: ACL;ACT	ZRK 1240
				INJ-P		ZRK 1090
				CAM	MTR-CODE: 1S	KT 1090

2.4 D

2383 ccm	55 kW	CP;DW	01.79 - 07.92	ALT	FROM CHA-NO.: 28G016822	AVX 10 x 800
				ALT	UNTIL CHA-NO.: 28G016821	AVX 10 x 813
				PS		AVX 13 x 800
				VAC-P		AVX 10 x 1025
				CAM		ZRK 1376
				INJ-P		ZRK 1090
				CAM		KT 1090

2.4 TD

2383 ccm	68 kW	1G	08.89 - 08.92	ALT	FROM CHA-NO.: 28G016822	AVX 10 x 800
				ALT	UNTIL CHA-NO.: 28G016821	AVX 10 x 813
				PS		AVX 13 x 800
				VAC-P		AVX 10 x 1025
				CAM		ZRK 1376
				INJ-P		ZRK 1090
				CAM		KT 1090

2.4 TD

2383 ccm	70 kW	ACL	09.92 - 06.96	ALT	FROM CHA-NO.: 28G016822	AVX 10 x 800
				ALT	UNTIL CHA-NO.: 28G016821	AVX 10 x 813
				PS		AVX 13 x 800
				VAC-P		AVX 10 x 1025
				CAM	MTR-CODE: ACL;ACT	ZRK 1240
				INJ-P		ZRK 1090

2.4 TD

2383 ccm	75 kW	DV	12.82 - 07.89	ALT	FROM CHA-NO.: 28G016822	AVX 10 x 800
				ALT	UNTIL CHA-NO.: 28G016821	AVX 10 x 813
				PS		AVX 13 x 800
				VAC-P		AVX 10 x 1025
				CAM		ZRK 1376
				INJ-P		ZRK 1090
				CAM		KT 1090

LT 28-35 | Kasten (281-363)

2.0

1984 ccm	55 kW	CH	04.75 - 09.83	ALT		AVX 10 x 1013
				ALT	+ AC	AVX 10 x 900
				ALT	1. HYD-P	AVX 10 x 900



VW

LT 28-35 | Kasten (281-363)

2.0						
1984 ccm	55 kW	CH	04.75 - 09.83	HYD-P CAM		AVX 10 x 800 ZRK 1056
2.4						
2383 ccm	66 kW	DL	12.82 - 07.92	ALT ALT PS VAC-P CAM CAM	FROM CHA-NO.: 28G016822 UNTIL CHA-NO.: 28G016821 FROM CHA-NO.: 28-F-000001 UNTIL CHA-NO.: 28-E-025000	AVX 10 x 800 AVX 10 x 813 AVX 13 x 800 AVX 10 x 1025 ZRK 1212 ZRK 1048
2.4 D						
2383 ccm	51 kW	1S;ACT	07.90 - 05.96	ALT ALT PS VAC-P CAM CAM INJ-P CAM	FROM CHA-NO.: 28G016822 UNTIL CHA-NO.: 28G016821 MTR-CODE: ACL;ACT MTR-CODE: 1S	AVX 10 x 800 AVX 10 x 813 AVX 13 x 800 AVX 10 x 1025 ZRK 1376 ZRK 1240 ZRK 1090 KT 1090
2.4 D						
2383 ccm	55 kW	CP;DW	01.79 - 07.92	ALT ALT PS VAC-P CAM INJ-P CAM	FROM CHA-NO.: 28G016822 UNTIL CHA-NO.: 28G016821	AVX 10 x 800 AVX 10 x 813 AVX 13 x 800 AVX 10 x 1025 ZRK 1376 ZRK 1090 KT 1090
2.4 TD						
2383 ccm	68 kW	1G	08.88 - 08.92	ALT ALT PS VAC-P CAM INJ-P CAM	FROM CHA-NO.: 28G016822 UNTIL CHA-NO.: 28G016821	AVX 10 x 800 AVX 10 x 813 AVX 13 x 800 AVX 10 x 1025 ZRK 1376 ZRK 1090 KT 1090
2.4 TD						
2383 ccm	70 kW	ACL	06.92 - 05.96	ALT ALT PS VAC-P CAM INJ-P	FROM CHA-NO.: 28G016822 UNTIL CHA-NO.: 28G016821 MTR-CODE: ACL;ACT	AVX 10 x 800 AVX 10 x 813 AVX 13 x 800 AVX 10 x 1025 ZRK 1240 ZRK 1090
2.4 TD Syncro						
2383 ccm	70 kW	ACL	08.92 - 04.96	CAM INJ-P		ZRK 1240 ZRK 1090
2.4 TD						
2383 ccm	75 kW	DV	02.86 - 08.92	ALT ALT PS VAC-P CAM INJ-P CAM	FROM CHA-NO.: 28G016822 UNTIL CHA-NO.: 28G016821	AVX 10 x 800 AVX 10 x 813 AVX 13 x 800 AVX 10 x 1025 ZRK 1376 ZRK 1090 KT 1090

LT 28-35 | Pritsche/Fahrgestell (281-363)

2.0						
1984 ccm	55 kW	CH	04.75 - 09.83	ALT ALT ALT HYD-P CAM	+ AC 1. HYD-P	AVX 10 x 1013 AVX 10 x 900 AVX 10 x 900 AVX 10 x 800 ZRK 1056
2.4 D						
2383 ccm	51 kW	1S;ACT	08.90 - 06.96	ALT ALT PS VAC-P CAM	FROM CHA-NO.: 28G016822 UNTIL CHA-NO.: 28G016821	AVX 10 x 800 AVX 10 x 813 AVX 13 x 800 AVX 10 x 1025 ZRK 1376


VW
LT 28-35 | Pritsche/Fahrgestell (281-363)

2.4 D						
2383 ccm	51 kW	1S;ACT	08.90 - 06.96	CAM INJ-P CAM	MTR-CODE: ACL;ACT MTR-CODE: 1S	ZRK 1240 ZRK 1090 KT 1090
2.4 D						
2383 ccm	55 kW	CP;DW	12.78 - 02.91	ALT ALT PS VAC-P CAM INJ-P CAM	FROM CHA-NO.: 28G016822 UNTIL CHA-NO.: 28G016821	AVX 10 x 800 AVX 10 x 813 AVX 13 x 800 AVX 10 x 1025 ZRK 1376 ZRK 1090 KT 1090
2.4 TD						
2383 ccm	68 kW	1G	08.90 - 08.92	ALT ALT PS VAC-P CAM INJ-P CAM	FROM CHA-NO.: 28G016822 UNTIL CHA-NO.: 28G016821	AVX 10 x 800 AVX 10 x 813 AVX 13 x 800 AVX 10 x 1025 ZRK 1376 ZRK 1090 KT 1090
2.4 TD						
2383 ccm	70 kW	ACL	08.92 - 06.96	ALT PS VAC-P CAM INJ-P	FROM CHA-NO.: 28G016822 MTR-CODE: ACL;ACT	AVX 10 x 813 AVX 10 x 800 AVX 13 x 800 AVX 10 x 1025 ZRK 1240 ZRK 1090
2.4 TD Syncro						
2383 ccm	70 kW	ACL	08.92 - 04.96	CAM INJ-P		ZRK 1240 ZRK 1090
2.4 TD						
2383 ccm	75 kW	DV	12.82 - 09.93	CAM		KT 1090

LT 40-55 | Kasten (291-512)

2.4 D						
2383 ccm	51 kW	1S;ACT	07.90 - 05.96	CAM	MTR-CODE: 1S	KT 1090
2.4 D						
2383 ccm	55 kW	CP;DW	01.79 - 07.92	CAM INJ-P CAM		ZRK 1376 ZRK 1090 KT 1090
2.4 D 4WD						
2383 ccm	55 kW	DW	01.79 - 03.86	CAM		KT 1090
2.4 TD						
2383 ccm	68 kW	1G	08.88 - 08.92	CAM		KT 1090
2.4 TD						
2383 ccm	70 kW	ACL	06.92 - 05.96	CAM INJ-P	MTR-CODE: ACL;ACT	ZRK 1240 ZRK 1090
2.4 TD Syncro						
2383 ccm	70 kW	ACL	08.92 - 04.96	CAM INJ-P		ZRK 1240 ZRK 1090
2.4 TD						
2383 ccm	75 kW	DV	02.86 - 08.92	CAM		KT 1090
2.4 TD 4WD						
2383 ccm	75 kW	DV	08.78 - 07.92	CAM		KT 1090

LT 40-55 | Pritsche/Fahrgestell (293-909)

2.4 D						
2383 ccm	51 kW	1S;ACT	08.90 - 06.96	CAM	MTR-CODE: 1S	KT 1090
2.4 D						
2383 ccm	55 kW	CP;DW	12.78 - 02.91	CAM INJ-P CAM		ZRK 1376 ZRK 1090 KT 1090
2.4 TD						
2383 ccm	70 kW	ACL	08.92 - 06.96	CAM INJ-P	MTR-CODE: ACL;ACT	ZRK 1240 ZRK 1090



VW

LT 40-55 I Pritsche/Fahrgestell (293-909)

2.4 TD Syncro

2383 ccm	70 kW	ACL	08.92 - 04.96	CAM		ZRK 1240
				INJ-P		ZRK 1090

2.4 TD

2383 ccm	75 kW	DV	12.82 - 09.93	CAM		KT 1090
----------	-------	----	---------------	-----	--	---------

LT 28-35 II Bus (2DM)

2.3

2295 ccm	105 kW	AGL	05.96 - 07.06	ALT	OE-NO.: 00A260849; MOD: LT28; + AC	6 PK 2205
				ALT	OE-NO.: 00A260849; MOD: LT35; + AC	6 PK 2205
				ALT	OE-NO.: 00A903137; MOD: LT28; - AC	6 PK 2100
				ALT	OE-NO.: 00A903137; MOD: LT35; - AC	6 PK 2100
				ALT	OE-NO.: 2D0145933A; MOD: LT28; - AC	6 PK 2115
				ALT	OE-NO.: 2D0145933A; MOD: LT35; - AC	6 PK 2115
				ALT	OE-NO.: 2D0260849; MOD: LT28; + AC	6 PK 2215
				ALT	OE-NO.: 2D0260849; MOD: LT35; + AC	6 PK 2215

2.5 SDI

2461 ccm	55 kW	AGX	07.96 - 07.06	ALT	FROM CHA-NO.: 2D-Y-009087; MOD: LT28; - AC	6 PK 1718
				ALT	FROM CHA-NO.: 2D-Y-009087; MOD: LT35; - AC	6 PK 1718
				ALT	FROM CHA-NO.: 2D-Y-009207; MOD: LT28; + AC	6 PK 2145
				ALT	FROM CHA-NO.: 2D-Y-009207; MOD: LT35; + AC	6 PK 2145
				ALT	OE-NO.: 074903137AR; MOD: LT28; 2. ALT; 2 ALT	6 PK 2100
				ALT	OE-NO.: 074903137AR; MOD: LT35; 2. ALT; 2 ALT	6 PK 2100
				ALT	OE-NO.: 074903137BC; MOD: LT28; 2. ALT; 2 ALT	6 PK 2115
				ALT	OE-NO.: 074903137BC; MOD: LT35; 2. ALT; 2 ALT	6 PK 2115
				ALT	UNTIL CHA-NO.: 2D-Y-009086; MOD: LT28; - AC	6 PK 1751
				ALT	UNTIL CHA-NO.: 2D-Y-009086; MOD: LT35; - AC	6 PK 1751
				ALT	UNTIL CHA-NO.: 2D-Y-009206; MOD: LT28; + AC	6 PK 2170
				ALT	UNTIL CHA-NO.: 2D-Y-009206; MOD: LT35; + AC	6 PK 2170
				CAM		ZRK 1301
				INJ-P		ZRK 1238
				CAM		KT 1218
				CAM		KT 1302
				CAM; INJ-P		KT 1515
				W-P; CAM		KT 1218 W1

2.5 TDI

2461 ccm	61 kW	BBE	05.01 - 07.06	ALT	FROM CHA-NO.: 2D-Y-009087; MTR-CODE: BBE;BBF; MOD: LT28; 1. ALT; 2 ALT	6 PK 1718
				ALT	FROM CHA-NO.: 2D-Y-009087; MTR-CODE: BBE;BBF; MOD: LT32; 1. ALT; 2 ALT	6 PK 1718
				ALT	FROM CHA-NO.: 2D-Y-009087; MTR-CODE: BBE;BBF; MOD: LT35; 1. ALT; 2 ALT	6 PK 1718
				ALT	FROM CHA-NO.: 2D-Y-009087; MTR-CODE: BBE;BBF; MOD: LT46; 1. ALT; 2 ALT	6 PK 1718
				ALT	MTR-CODE: BBE;BBF; MOD: LT28; + AC	6 PK 2145
				ALT	MTR-CODE: BBE;BBF; MOD: LT28; 2. ALT; 2 ALT	6 PK 2080
				ALT	MTR-CODE: BBE;BBF; MOD: LT32; + AC	6 PK 2145
				ALT	MTR-CODE: BBE;BBF; MOD: LT32; 2. ALT; 2 ALT	6 PK 2080
				ALT	MTR-CODE: BBE;BBF; MOD: LT35; + AC	6 PK 2145
				ALT	MTR-CODE: BBE;BBF; MOD: LT35; 2. ALT; 2 ALT	6 PK 2080
				ALT	MTR-CODE: BBE;BBF; MOD: LT46; + AC	6 PK 2145
				ALT	MTR-CODE: BBE;BBF; MOD: LT46; 2. ALT; 2 ALT	6 PK 2080
				ALT	UNTIL CHA-NO.: 2D-Y-009086; MTR-CODE: BBE;BBF; MOD: LT28; 1. ALT; 2 ALT	6 PK 1751
				ALT	UNTIL CHA-NO.: 2D-Y-009086; MTR-CODE: BBE;BBF; MOD: LT32; 1. ALT; 2 ALT	6 PK 1751



VW

LT 28-35 II Bus (2DM)

2.5 TDI							
2461 ccm	61 kW	BBE	05.01 - 07.06	ALT	UNTIL CHA-NO.: 2D-Y-009086; MTR-CODE: BBE;BBF; MOD: LT35; 1. ALT; 2 ALT		6 PK 1751
				ALT	UNTIL CHA-NO.: 2D-Y-009086; MTR-CODE: BBE;BBF; MOD: LT46; 1. ALT; 2 ALT		6 PK 1751
				CAM			ZRK 1301
				INJ-P			ZRK 1238
				CAM			KT 1214
				CAM			KT 1302
				CAM	UNTIL: 04.06		KT 1442
				W-P; CAM	UNTIL CHA-NO.: 2D-6-020000		KT 1214 W1

2.5 TDI							
2461 ccm	66 kW	APA	05.99 - 07.06	ALT	FROM CHA-NO.: 2D-Y-009087; MTR-CODE: AHD;ANJ;APA;AVR; MOD: LT28; - AC		6 PK 1718
				ALT	FROM CHA-NO.: 2D-Y-009087; MTR-CODE: AHD;ANJ;APA;AVR; MOD: LT35; - AC		6 PK 1718
				ALT	FROM CHA-NO.: 2D-Y-009087; MTR-CODE: AHD;ANJ;APA;AVR; MOD: LT46; - AC		6 PK 1718
				ALT	FROM CHA-NO.: 2D-Y-009207; MTR-CODE: AHD;ANJ;APA;AVR; MOD: LT28; + AC		6 PK 2145
				ALT	FROM CHA-NO.: 2D-Y-009207; MTR-CODE: AHD;ANJ;APA;AVR; MOD: LT35; + AC; - MTR-CODE: AHD		6 PK 2145
				ALT	FROM CHA-NO.: 2D-Y-009207; MTR-CODE: AHD;ANJ;APA;AVR; MOD: LT46; + AC; - MTR-CODE: AHD		6 PK 2145
				ALT	MTR-CODE: AHD;ANJ;APA;AVR; OE-NO.: 074903137AR; MOD: LT28; 2. ALT; 2 ALT		6 PK 2100
				ALT	MTR-CODE: AHD;ANJ;APA;AVR; OE-NO.: 074903137AR; MOD: LT35; 2. ALT; 2 ALT		6 PK 2100
				ALT	MTR-CODE: AHD;ANJ;APA;AVR; OE-NO.: 074903137AR; MOD: LT46; 2. ALT; 2 ALT		6 PK 2100
				ALT	MTR-CODE: AHD;ANJ;APA;AVR; OE-NO.: 074903137BC; MOD: LT28; 2. ALT; 2 ALT		6 PK 2115
				ALT	MTR-CODE: AHD;ANJ;APA;AVR; OE-NO.: 074903137BC; MOD: LT35; 2. ALT; 2 ALT		6 PK 2115
				ALT	MTR-CODE: AHD;ANJ;APA;AVR; OE-NO.: 074903137BC; MOD: LT46; 2. ALT; 2 ALT		6 PK 2115
				ALT	UNTIL CHA-NO.: 2D-Y-009086; MTR-CODE: AHD;ANJ;APA;AVR; MOD: LT28; - AC		6 PK 1751
				ALT	UNTIL CHA-NO.: 2D-Y-009086; MTR-CODE: AHD;ANJ;APA;AVR; MOD: LT35; - AC		6 PK 1751
				ALT	UNTIL CHA-NO.: 2D-Y-009086; MTR-CODE: AHD;ANJ;APA;AVR; MOD: LT46; - AC		6 PK 1751
				ALT	UNTIL CHA-NO.: 2D-Y-009206; MTR-CODE: AHD;ANJ;APA;AVR; MOD: LT28; + AC		6 PK 2170
				ALT	UNTIL CHA-NO.: 2D-Y-009206; MTR-CODE: AHD;ANJ;APA;AVR; MOD: LT35; + AC		6 PK 2170
				ALT	UNTIL CHA-NO.: 2D-Y-009206; MTR-CODE: AHD;ANJ;APA;AVR; MOD: LT46; + AC		6 PK 2170
				CAM			ZRK 1301
				INJ-P			ZRK 1238
				CAM			KT 1214
				CAM			KT 1302
				CAM	UNTIL: 04.01		KT 1442
				W-P; CAM			KT 1214 W1

2.5 TDI							
2461 ccm	70 kW	BBF	05.01 - 07.06	ALT	FROM CHA-NO.: 2D-Y-009087; MTR-CODE: BBE;BBF; MOD: LT28; 1. ALT; 2 ALT		6 PK 1718
				ALT	FROM CHA-NO.: 2D-Y-009087; MTR-CODE: BBE;BBF; MOD: LT32; 1. ALT; 2 ALT		6 PK 1718
				ALT	FROM CHA-NO.: 2D-Y-009087; MTR-CODE: BBE;BBF; MOD: LT35; 1. ALT; 2 ALT		6 PK 1718
				ALT	FROM CHA-NO.: 2D-Y-009087; MTR-CODE: BBE;BBF; MOD: LT46; 1. ALT; 2 ALT		6 PK 1718
				ALT	MTR-CODE: BBE;BBF; MOD: LT28; + AC		6 PK 2145
				ALT	MTR-CODE: BBE;BBF; MOD: LT28; 2. ALT; 2 ALT		6 PK 2080
				ALT	MTR-CODE: BBE;BBF; MOD: LT32; + AC		6 PK 2145
				ALT	MTR-CODE: BBE;BBF; MOD: LT32; 2. ALT; 2 ALT		6 PK 2080
				ALT	MTR-CODE: BBE;BBF; MOD: LT35; + AC		6 PK 2145



VW

LT 28-35 II Bus (2DM)

2.5 TDI

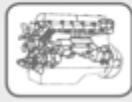
2461 ccm	70 kW	BBF	05.01 - 07.06	ALT	MTR-CODE: BBE;BBF; MOD: LT35; 2. ALT; 2 ALT	6 PK 2080
				ALT	MTR-CODE: BBE;BBF; MOD: LT46; + AC	6 PK 2145
				ALT	MTR-CODE: BBE;BBF; MOD: LT46; 2. ALT; 2 ALT	6 PK 2080
				ALT	UNTIL CHA-NO.: 2D-Y-009086; MTR-CODE: BBE;BBF; MOD: LT28; 1. ALT; 2 ALT	6 PK 1751
				ALT	UNTIL CHA-NO.: 2D-Y-009086; MTR-CODE: BBE;BBF; MOD: LT32; 1. ALT; 2 ALT	6 PK 1751
				ALT	UNTIL CHA-NO.: 2D-Y-009086; MTR-CODE: BBE;BBF; MOD: LT35; 1. ALT; 2 ALT	6 PK 1751
				ALT	UNTIL CHA-NO.: 2D-Y-009086; MTR-CODE: BBE;BBF; MOD: LT46; 1. ALT; 2 ALT	6 PK 1751
				CAM		ZRK 1301
				INJ-P		ZRK 1238
				CAM		KT 1214
				CAM		KT 1302
				CAM	UNTIL: 04.06	KT 1442
				W-P; CAM	UNTIL CHA-NO.: 2D-6-020000	KT 1214 W1

2.5 TDI

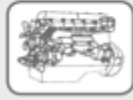
2461 ccm	75 kW	AHD	05.96 - 08.99	ALT	FROM CHA-NO.: 2D-Y-009087; MTR-CODE: AHD;ANJ;APA;AVR; MOD: LT28; - AC	6 PK 1718
				ALT	FROM CHA-NO.: 2D-Y-009087; MTR-CODE: AHD;ANJ;APA;AVR; MOD: LT35; - AC	6 PK 1718
				ALT	FROM CHA-NO.: 2D-Y-009207; MTR-CODE: AHD;ANJ;APA;AVR; MOD: LT28; + AC	6 PK 2145
				ALT	FROM CHA-NO.: 2D-Y-009207; MTR-CODE: AHD;ANJ;APA;AVR; MOD: LT35; + AC; - MTR-CODE: AHD	6 PK 2145
				ALT	FROM: 12.96; FROM CHA-NO.: 2D-Y-009087; MTR-CODE: AHD;ANJ;APA;AVR; MOD: LT46; - AC	6 PK 1718
				ALT	FROM: 12.96; FROM CHA-NO.: 2D-Y-009207; MTR-CODE: AHD;ANJ;APA;AVR; MOD: LT46; + AC; - MTR-CODE: AHD	6 PK 2145
				ALT	FROM: 12.96; MTR-CODE: AHD;ANJ;APA;AVR; OE-NO.: 074903137AR; MOD: LT46; 2. ALT; 2 ALT	6 PK 2100
				ALT	FROM: 12.96; MTR-CODE: AHD;ANJ;APA;AVR; OE-NO.: 074903137BC; MOD: LT46; 2. ALT; 2 ALT	6 PK 2115
				ALT	FROM: 12.96; UNTIL CHA-NO.: 2D-Y-009086; MTR-CODE: AHD;ANJ;APA;AVR; MOD: LT46; - AC	6 PK 1751
				ALT	FROM: 12.96; UNTIL CHA-NO.: 2D-Y-009206; MTR-CODE: AHD;ANJ;APA;AVR; MOD: LT46; + AC	6 PK 2170
				ALT	MTR-CODE: AHD;ANJ;APA;AVR; OE-NO.: 074903137AR; MOD: LT28; 2. ALT; 2 ALT	6 PK 2100
				ALT	MTR-CODE: AHD;ANJ;APA;AVR; OE-NO.: 074903137AR; MOD: LT35; 2. ALT; 2 ALT	6 PK 2100
				ALT	MTR-CODE: AHD;ANJ;APA;AVR; OE-NO.: 074903137BC; MOD: LT28; 2. ALT; 2 ALT	6 PK 2115
				ALT	MTR-CODE: AHD;ANJ;APA;AVR; OE-NO.: 074903137BC; MOD: LT35; 2. ALT; 2 ALT	6 PK 2115
				ALT	UNTIL CHA-NO.: 2D-Y-009086; MTR-CODE: AHD;ANJ;APA;AVR; MOD: LT28; - AC	6 PK 1751
				ALT	UNTIL CHA-NO.: 2D-Y-009086; MTR-CODE: AHD;ANJ;APA;AVR; MOD: LT35; - AC	6 PK 1751
				ALT	UNTIL CHA-NO.: 2D-Y-009206; MTR-CODE: AHD;ANJ;APA;AVR; MOD: LT28; + AC	6 PK 2170
				ALT	UNTIL CHA-NO.: 2D-Y-009206; MTR-CODE: AHD;ANJ;APA;AVR; MOD: LT35; + AC	6 PK 2170
				CAM		ZRK 1301
				INJ-P		ZRK 1238
				CAM		KT 1214
				CAM		KT 1302
				CAM	UNTIL: 05.99	KT 1442
				W-P; CAM		KT 1214 W1

2.5 TDI

2461 ccm	80 kW	ANJ;AVR	05.99 - 07.06	ALT	FROM CHA-NO.: 2D-Y-009087; MTR-CODE: AHD;ANJ;APA;AVR; MOD: LT28; - AC	6 PK 1718
----------	-------	---------	---------------	-----	---	------------------


VW
LT 28-35 II Bus (2DM)

2.5 TDI						
2461 ccm	80 kW	ANJ;AVR	05.99 - 07.06	ALT	FROM CHA-NO.: 2D-Y-009087; MTR-CODE: AHD;ANJ;APA;AVR; MOD: LT35; - AC	6 PK 1718
				ALT	FROM CHA-NO.: 2D-Y-009087; MTR-CODE: AHD;ANJ;APA;AVR; MOD: LT46; - AC	6 PK 1718
				ALT	FROM CHA-NO.: 2D-Y-009207; MTR-CODE: AHD;ANJ;APA;AVR; MOD: LT28; + AC	6 PK 2145
				ALT	FROM CHA-NO.: 2D-Y-009207; MTR-CODE: AHD;ANJ;APA;AVR; MOD: LT35; + AC; - MTR-CODE: AHD	6 PK 2145
				ALT	FROM CHA-NO.: 2D-Y-009207; MTR-CODE: AHD;ANJ;APA;AVR; MOD: LT46; + AC; - MTR-CODE: AHD	6 PK 2145
				ALT	FROM: 05.01; FROM CHA-NO.: 2D-Y-009087; MTR-CODE: ANJ;AVR; MOD: LT32; - AC	6 PK 1718
				ALT	FROM: 05.01; MTR-CODE: ANJ;AVR; MOD: LT32; + AC	6 PK 2145
				ALT	FROM: 05.01; MTR-CODE: ANJ;AVR; OE-NO.: 074903137AR; MOD: LT32; 2. ALT; 2 ALT	6 PK 2100
				ALT	FROM: 05.01; MTR-CODE: ANJ;AVR; OE-NO.: 074903137BC; MOD: LT32; 2. ALT; 2 ALT	6 PK 2115
				ALT	FROM: 05.01; UNTIL CHA-NO.: 2D-Y-009086; MTR-CODE: ANJ;AVR; MOD: LT32; - AC	6 PK 1751
				ALT	MTR-CODE: AHD;ANJ;APA;AVR; OE-NO.: 074903137AR; MOD: LT28; 2. ALT; 2 ALT	6 PK 2100
				ALT	MTR-CODE: AHD;ANJ;APA;AVR; OE-NO.: 074903137AR; MOD: LT35; 2. ALT; 2 ALT	6 PK 2100
				ALT	MTR-CODE: AHD;ANJ;APA;AVR; OE-NO.: 074903137AR; MOD: LT46; 2. ALT; 2 ALT	6 PK 2100
				ALT	MTR-CODE: AHD;ANJ;APA;AVR; OE-NO.: 074903137BC; MOD: LT28; 2. ALT; 2 ALT	6 PK 2115
				ALT	MTR-CODE: AHD;ANJ;APA;AVR; OE-NO.: 074903137BC; MOD: LT35; 2. ALT; 2 ALT	6 PK 2115
				ALT	MTR-CODE: AHD;ANJ;APA;AVR; OE-NO.: 074903137BC; MOD: LT46; 2. ALT; 2 ALT	6 PK 2115
				ALT	UNTIL CHA-NO.: 2D-Y-009086; MTR-CODE: AHD;ANJ;APA;AVR; MOD: LT28; - AC	6 PK 1751
				ALT	UNTIL CHA-NO.: 2D-Y-009086; MTR-CODE: AHD;ANJ;APA;AVR; MOD: LT35; - AC	6 PK 1751
				ALT	UNTIL CHA-NO.: 2D-Y-009086; MTR-CODE: AHD;ANJ;APA;AVR; MOD: LT46; - AC	6 PK 1751
				ALT	UNTIL CHA-NO.: 2D-Y-009206; MTR-CODE: AHD;ANJ;APA;AVR; MOD: LT28; + AC	6 PK 2170
				ALT	UNTIL CHA-NO.: 2D-Y-009206; MTR-CODE: AHD;ANJ;APA;AVR; MOD: LT35; + AC	6 PK 2170
				ALT	UNTIL CHA-NO.: 2D-Y-009206; MTR-CODE: AHD;ANJ;APA;AVR; MOD: LT46; + AC	6 PK 2170
				CAM		ZRK 1301
				INJ-P		ZRK 1238
				CAM		KT 1214
				CAM		KT 1302
				CAM	UNTIL: 04.06	KT 1442
				W-P; CAM		KT 1214 W1
2.8 TDi						
2798 ccm	92 kW	AGK	02.97 - 12.98	ALT	MTR-CODE: AGK;ATA; MOD: LT28; - AC	6 PK 1642
				ALT	MTR-CODE: AGK;ATA; MOD: LT28; + AC	6 PK 2130
				ALT	MTR-CODE: AGK;ATA; MOD: LT28; 2. ALT; 2 ALT	6 PK 2000
				ALT	MTR-CODE: AGK;ATA; MOD: LT35; - AC	6 PK 1642
				ALT	MTR-CODE: AGK;ATA; MOD: LT35; + AC	6 PK 2130
				ALT	MTR-CODE: AGK;ATA; MOD: LT35; 2. ALT; 2 ALT	6 PK 2000
2.8 TDi						
2798 ccm	96 kW	ATA	01.99 - 01.02	ALT	MTR-CODE: AGK;ATA; MOD: LT28; - AC	6 PK 1642
				ALT	MTR-CODE: AGK;ATA; MOD: LT28; + AC	6 PK 2130
				ALT	MTR-CODE: AGK;ATA; MOD: LT28; 2. ALT; 2 ALT	6 PK 2000
				ALT	MTR-CODE: AGK;ATA; MOD: LT35; - AC	6 PK 1642
				ALT	MTR-CODE: AGK;ATA; MOD: LT35; + AC	6 PK 2130
				ALT	MTR-CODE: AGK;ATA; MOD: LT35; 2. ALT; 2 ALT	6 PK 2000
				ALT	MTR-CODE: AGK;ATA; MOD: LT46; - AC	6 PK 1642
				ALT	MTR-CODE: AGK;ATA; MOD: LT46; + AC	6 PK 2130



VW

LT 28-35 II Bus (2DM)

2.8 TDi

2798 ccm 96 kW ATA 01.99 - 01.02 ALT MTR-CODE: AGK;ATA; MOD: LT46; 2. ALT; 2 ALT **6 PK 2000**

2.8 TDi

2798 ccm 116 kW BCQ 05.01 - 06.06 ALT FROM: 06.03; MTR-CODE: BCQ; MOD: LT32; - AC **6 PK 1685**
 ALT FROM: 06.03; MTR-CODE: BCQ; MOD: LT32; + AC **6 PK 2155**
 ALT MTR-CODE: AUH;BCQ; MOD: LT28; - AC **6 PK 1685**
 ALT MTR-CODE: AUH;BCQ; MOD: LT28; + AC **6 PK 2155**
 ALT MTR-CODE: AUH;BCQ; MOD: LT35; - AC **6 PK 1685**
 ALT MTR-CODE: AUH;BCQ; MOD: LT35; + AC **6 PK 2155**
 ALT MTR-CODE: AUH;BCQ; MOD: LT46; - AC **6 PK 1685**
 ALT MTR-CODE: AUH;BCQ; MOD: LT46; + AC **6 PK 2155**

LT 28-46 II Kasten (2DX0AE)

2.3

2295 ccm 105 kW AGL 05.96 - 07.06 ALT FROM: 12.96; OE-NO.: 00A260849; MOD: LT46; + AC **6 PK 2205**
 ALT FROM: 12.96; OE-NO.: 00A903137; MOD: LT46; - AC **6 PK 2100**
 ALT FROM: 12.96; OE-NO.: 2D0145933A; MOD: LT46; - AC **6 PK 2115**
 ALT FROM: 12.96; OE-NO.: 2D0260849; MOD: LT46; + AC **6 PK 2215**
 ALT OE-NO.: 00A260849; MOD: LT28; + AC **6 PK 2205**
 ALT OE-NO.: 00A260849; MOD: LT35; + AC **6 PK 2205**
 ALT OE-NO.: 00A903137; MOD: LT28; - AC **6 PK 2100**
 ALT OE-NO.: 00A903137; MOD: LT35; - AC **6 PK 2100**
 ALT OE-NO.: 2D0145933A; MOD: LT28; - AC **6 PK 2115**
 ALT OE-NO.: 2D0145933A; MOD: LT35; - AC **6 PK 2115**
 ALT OE-NO.: 2D0260849; MOD: LT28; + AC **6 PK 2215**
 ALT OE-NO.: 2D0260849; MOD: LT35; + AC **6 PK 2215**

2.5 SDI

2461 ccm 55 kW AGX 09.96 - 07.06 ALT FROM CHA-NO.: 2D-Y-009087; MOD: LT28; - AC **6 PK 1718**
 ALT FROM CHA-NO.: 2D-Y-009087; MOD: LT35; - AC **6 PK 1718**
 ALT FROM CHA-NO.: 2D-Y-009207; MOD: LT28; + AC **6 PK 2145**
 ALT FROM CHA-NO.: 2D-Y-009207; MOD: LT35; + AC **6 PK 2145**
 ALT OE-NO.: 074903137AR; MOD: LT28; 2. ALT; 2 ALT **6 PK 2100**
 ALT OE-NO.: 074903137AR; MOD: LT35; 2. ALT; 2 ALT **6 PK 2100**
 ALT OE-NO.: 074903137BC; MOD: LT28; 2. ALT; 2 ALT **6 PK 2115**
 ALT OE-NO.: 074903137BC; MOD: LT35; 2. ALT; 2 ALT **6 PK 2115**
 ALT UNTIL CHA-NO.: 2D-Y-009086; MOD: LT28; - AC **6 PK 1751**
 ALT UNTIL CHA-NO.: 2D-Y-009086; MOD: LT35; - AC **6 PK 1751**
 ALT UNTIL CHA-NO.: 2D-Y-009206; MOD: LT28; + AC **6 PK 2170**
 ALT UNTIL CHA-NO.: 2D-Y-009206; MOD: LT35; + AC **6 PK 2170**
 CAM **ZRK 1301**
 INJ-P **ZRK 1238**
 CAM **KT 1218**
 CAM **KT 1302**
 CAM **KT 1515**
 W-P; CAM **KT 1218 W1**

2.5 TDi

2461 ccm 61 kW BBE 05.01 - 07.06 ALT FROM CHA-NO.: 2D-Y-009087; MTR-CODE: BBE;BBF; MOD: LT28; 1. ALT; 2 ALT **6 PK 1718**
 ALT FROM CHA-NO.: 2D-Y-009087; MTR-CODE: BBE;BBF; MOD: LT32; 1. ALT; 2 ALT **6 PK 1718**
 ALT FROM CHA-NO.: 2D-Y-009087; MTR-CODE: BBE;BBF; MOD: LT35; 1. ALT; 2 ALT **6 PK 1718**



VW

LT 28-46 II Kasten (2DX0AE)

2.5 TDI						
2461 ccm	61 kW	BBE	05.01 - 07.06	ALT	FROM CHA-NO.: 2D-Y-009087; MTR-CODE: BBE;BBF; MOD: LT46; 1. ALT; 2 ALT	6 PK 1718
				ALT	MTR-CODE: BBE;BBF; MOD: LT28; + AC	6 PK 2145
				ALT	MTR-CODE: BBE;BBF; MOD: LT28; 2. ALT; 2 ALT	6 PK 2080
				ALT	MTR-CODE: BBE;BBF; MOD: LT32; + AC	6 PK 2145
				ALT	MTR-CODE: BBE;BBF; MOD: LT32; 2. ALT; 2 ALT	6 PK 2080
				ALT	MTR-CODE: BBE;BBF; MOD: LT35; + AC	6 PK 2145
				ALT	MTR-CODE: BBE;BBF; MOD: LT35; 2. ALT; 2 ALT	6 PK 2080
				ALT	MTR-CODE: BBE;BBF; MOD: LT46; + AC	6 PK 2145
				ALT	MTR-CODE: BBE;BBF; MOD: LT46; 2. ALT; 2 ALT	6 PK 2080
				ALT	UNTIL CHA-NO.: 2D-Y-009086; MTR-CODE: BBE;BBF; MOD: LT28; 1. ALT; 2 ALT	6 PK 1751
				ALT	UNTIL CHA-NO.: 2D-Y-009086; MTR-CODE: BBE;BBF; MOD: LT32; 1. ALT; 2 ALT	6 PK 1751
				ALT	UNTIL CHA-NO.: 2D-Y-009086; MTR-CODE: BBE;BBF; MOD: LT35; 1. ALT; 2 ALT	6 PK 1751
				ALT	UNTIL CHA-NO.: 2D-Y-009086; MTR-CODE: BBE;BBF; MOD: LT46; 1. ALT; 2 ALT	6 PK 1751
				CAM		ZRK 1301
				INJ-P		ZRK 1238
				CAM		KT 1214
				CAM		KT 1302
				CAM	UNTIL: 04.06	KT 1442
				W-P; CAM	UNTIL CHA-NO.: 2D-6-020000	KT 1214 W1

2.5 TDI						
2461 ccm	66 kW	APA	05.99 - 07.06	ALT	FROM CHA-NO.: 2D-Y-009087; MTR-CODE: AHD;ANJ;APA;AVR; MOD: LT28; - AC	6 PK 1718
				ALT	FROM CHA-NO.: 2D-Y-009087; MTR-CODE: AHD;ANJ;APA;AVR; MOD: LT35; - AC	6 PK 1718
				ALT	FROM CHA-NO.: 2D-Y-009087; MTR-CODE: AHD;ANJ;APA;AVR; MOD: LT46; - AC	6 PK 1718
				ALT	FROM CHA-NO.: 2D-Y-009207; MTR-CODE: AHD;ANJ;APA;AVR; MOD: LT28; + AC	6 PK 2145
				ALT	FROM CHA-NO.: 2D-Y-009207; MTR-CODE: AHD;ANJ;APA;AVR; MOD: LT35; + AC; - MTR-CODE: AHD	6 PK 2145
				ALT	FROM CHA-NO.: 2D-Y-009207; MTR-CODE: AHD;ANJ;APA;AVR; MOD: LT46; + AC; - MTR-CODE: AHD	6 PK 2145
				ALT	MTR-CODE: AHD;ANJ;APA;AVR; OE-NO.: 074903137AR; MOD: LT28; 2. ALT; 2 ALT	6 PK 2100
				ALT	MTR-CODE: AHD;ANJ;APA;AVR; OE-NO.: 074903137AR; MOD: LT35; 2. ALT; 2 ALT	6 PK 2100
				ALT	MTR-CODE: AHD;ANJ;APA;AVR; OE-NO.: 074903137AR; MOD: LT46; 2. ALT; 2 ALT	6 PK 2100
				ALT	MTR-CODE: AHD;ANJ;APA;AVR; OE-NO.: 074903137BC; MOD: LT28; 2. ALT; 2 ALT	6 PK 2115
				ALT	MTR-CODE: AHD;ANJ;APA;AVR; OE-NO.: 074903137BC; MOD: LT35; 2. ALT; 2 ALT	6 PK 2115
				ALT	MTR-CODE: AHD;ANJ;APA;AVR; OE-NO.: 074903137BC; MOD: LT46; 2. ALT; 2 ALT	6 PK 2115
				ALT	UNTIL CHA-NO.: 2D-Y-009086; MTR-CODE: AHD;ANJ;APA;AVR; MOD: LT28; - AC	6 PK 1751
				ALT	UNTIL CHA-NO.: 2D-Y-009086; MTR-CODE: AHD;ANJ;APA;AVR; MOD: LT35; - AC	6 PK 1751
				ALT	UNTIL CHA-NO.: 2D-Y-009086; MTR-CODE: AHD;ANJ;APA;AVR; MOD: LT46; - AC	6 PK 1751
				ALT	UNTIL CHA-NO.: 2D-Y-009206; MTR-CODE: AHD;ANJ;APA;AVR; MOD: LT28; + AC	6 PK 2170
				ALT	UNTIL CHA-NO.: 2D-Y-009206; MTR-CODE: AHD;ANJ;APA;AVR; MOD: LT35; + AC	6 PK 2170
				ALT	UNTIL CHA-NO.: 2D-Y-009206; MTR-CODE: AHD;ANJ;APA;AVR; MOD: LT46; + AC	6 PK 2170
				CAM		ZRK 1301
				INJ-P		ZRK 1238
				CAM		KT 1214
				CAM		KT 1302
				CAM	UNTIL: 04.01	KT 1442
				W-P; CAM		KT 1214 W1



VW

LT 28-46 II Kasten (2DX0AE)

2.5 TDI

2461 ccm	70 kW	BBF	05.01 - 07.06	ALT	FROM CHA-NO.: 2D-Y-009087; MTR-CODE: BBE;BBF; MOD: LT28; 1. ALT; 2 ALT	6 PK 1718
				ALT	FROM CHA-NO.: 2D-Y-009087; MTR-CODE: BBE;BBF; MOD: LT32; 1. ALT; 2 ALT	6 PK 1718
				ALT	FROM CHA-NO.: 2D-Y-009087; MTR-CODE: BBE;BBF; MOD: LT35; 1. ALT; 2 ALT	6 PK 1718
				ALT	FROM CHA-NO.: 2D-Y-009087; MTR-CODE: BBE;BBF; MOD: LT46; 1. ALT; 2 ALT	6 PK 1718
				ALT	MTR-CODE: BBE;BBF; MOD: LT28; + AC	6 PK 2145
				ALT	MTR-CODE: BBE;BBF; MOD: LT28; 2. ALT; 2 ALT	6 PK 2080
				ALT	MTR-CODE: BBE;BBF; MOD: LT32; + AC	6 PK 2145
				ALT	MTR-CODE: BBE;BBF; MOD: LT32; 2. ALT; 2 ALT	6 PK 2080
				ALT	MTR-CODE: BBE;BBF; MOD: LT35; + AC	6 PK 2145
				ALT	MTR-CODE: BBE;BBF; MOD: LT35; 2. ALT; 2 ALT	6 PK 2080
				ALT	MTR-CODE: BBE;BBF; MOD: LT46; + AC	6 PK 2145
				ALT	MTR-CODE: BBE;BBF; MOD: LT46; 2. ALT; 2 ALT	6 PK 2080
				ALT	UNTIL CHA-NO.: 2D-Y-009086; MTR-CODE: BBE;BBF; MOD: LT28; 1. ALT; 2 ALT	6 PK 1751
				ALT	UNTIL CHA-NO.: 2D-Y-009086; MTR-CODE: BBE;BBF; MOD: LT32; 1. ALT; 2 ALT	6 PK 1751
				ALT	UNTIL CHA-NO.: 2D-Y-009086; MTR-CODE: BBE;BBF; MOD: LT35; 1. ALT; 2 ALT	6 PK 1751
				ALT	UNTIL CHA-NO.: 2D-Y-009086; MTR-CODE: BBE;BBF; MOD: LT46; 1. ALT; 2 ALT	6 PK 1751
				CAM		ZRK 1301
				INJ-P		ZRK 1238
				CAM		KT 1214
				CAM		KT 1302
				CAM	UNTIL: 04.06	KT 1442
				W-P; CAM	UNTIL CHA-NO.: 2D-6-020000	KT 1214 W1

2.5 TDI

2461 ccm	75 kW	AHD	05.96 - 08.99	ALT	FROM CHA-NO.: 2D-Y-009087; MTR-CODE: AHD;ANJ;APA;AVR; MOD: LT28; - AC	6 PK 1718
				ALT	FROM CHA-NO.: 2D-Y-009087; MTR-CODE: AHD;ANJ;APA;AVR; MOD: LT35; - AC	6 PK 1718
				ALT	FROM CHA-NO.: 2D-Y-009207; MTR-CODE: AHD;ANJ;APA;AVR; MOD: LT28; + AC	6 PK 2145
				ALT	FROM CHA-NO.: 2D-Y-009207; MTR-CODE: AHD;ANJ;APA;AVR; MOD: LT35; + AC; - MTR-CODE: AHD	6 PK 2145
				ALT	FROM: 12.96; FROM CHA-NO.: 2D-Y-009087; MTR-CODE: AHD;ANJ;APA;AVR; MOD: LT46; - AC	6 PK 1718
				ALT	FROM: 12.96; FROM CHA-NO.: 2D-Y-009207; MTR-CODE: AHD;ANJ;APA;AVR; MOD: LT46; + AC; - MTR-CODE: AHD	6 PK 2145
				ALT	FROM: 12.96; MTR-CODE: AHD;ANJ;APA;AVR; OE-NO.: 074903137AR; MOD: LT46; 2. ALT; 2 ALT	6 PK 2100
				ALT	FROM: 12.96; MTR-CODE: AHD;ANJ;APA;AVR; OE-NO.: 074903137BC; MOD: LT46; 2. ALT; 2 ALT	6 PK 2115
				ALT	FROM: 12.96; UNTIL CHA-NO.: 2D-Y-009086; MTR-CODE: AHD;ANJ;APA;AVR; MOD: LT46; - AC	6 PK 1751
				ALT	FROM: 12.96; UNTIL CHA-NO.: 2D-Y-009206; MTR-CODE: AHD;ANJ;APA;AVR; MOD: LT46; + AC	6 PK 2170
				ALT	MTR-CODE: AHD;ANJ;APA;AVR; OE-NO.: 074903137AR; MOD: LT28; 2. ALT; 2 ALT	6 PK 2100
				ALT	MTR-CODE: AHD;ANJ;APA;AVR; OE-NO.: 074903137AR; MOD: LT35; 2. ALT; 2 ALT	6 PK 2100
				ALT	MTR-CODE: AHD;ANJ;APA;AVR; OE-NO.: 074903137BC; MOD: LT28; 2. ALT; 2 ALT	6 PK 2115
				ALT	MTR-CODE: AHD;ANJ;APA;AVR; OE-NO.: 074903137BC; MOD: LT35; 2. ALT; 2 ALT	6 PK 2115
				ALT	UNTIL CHA-NO.: 2D-Y-009086; MTR-CODE: AHD;ANJ;APA;AVR; MOD: LT28; - AC	6 PK 1751
				ALT	UNTIL CHA-NO.: 2D-Y-009086; MTR-CODE: AHD;ANJ;APA;AVR; MOD: LT35; - AC	6 PK 1751



VW

LT 28-46 II Kasten (2DX0AE)

2.5 TDI						
2461 ccm	75 kW	AHD	05.96 - 08.99	ALT	UNTIL CHA-NO.: 2D-Y-009206; MTR-CODE: AHD;ANJ;APA;AVR; MOD: LT28; + AC	6 PK 2170
				ALT	UNTIL CHA-NO.: 2D-Y-009206; MTR-CODE: AHD;ANJ;APA;AVR; MOD: LT35; + AC	6 PK 2170
				CAM		ZRK 1301
				INJ-P		ZRK 1238
				CAM		KT 1214
				CAM		KT 1302
				CAM	UNTIL: 05.99	KT 1442
				W-P; CAM		KT 1214 W1

2.5 TDI						
2461 ccm	80 kW	ANJ;AVR	05.99 - 07.06	ALT	FROM CHA-NO.: 2D-Y-009087; MTR-CODE: AHD;ANJ;APA;AVR; MOD: LT28; - AC	6 PK 1718
				ALT	FROM CHA-NO.: 2D-Y-009087; MTR-CODE: AHD;ANJ;APA;AVR; MOD: LT35; - AC	6 PK 1718
				ALT	FROM CHA-NO.: 2D-Y-009087; MTR-CODE: AHD;ANJ;APA;AVR; MOD: LT46; - AC	6 PK 1718
				ALT	FROM CHA-NO.: 2D-Y-009207; MTR-CODE: AHD;ANJ;APA;AVR; MOD: LT28; + AC	6 PK 2145
				ALT	FROM CHA-NO.: 2D-Y-009207; MTR-CODE: AHD;ANJ;APA;AVR; MOD: LT35; + AC; - MTR-CODE: AHD	6 PK 2145
				ALT	FROM CHA-NO.: 2D-Y-009207; MTR-CODE: AHD;ANJ;APA;AVR; MOD: LT46; + AC; - MTR-CODE: AHD	6 PK 2145
				ALT	FROM: 05.01; FROM CHA-NO.: 2D-Y-009087; MTR-CODE: ANJ;AVR; MOD: LT32; - AC	6 PK 1718
				ALT	FROM: 05.01; MTR-CODE: ANJ;AVR; MOD: LT32; + AC	6 PK 2145
				ALT	FROM: 05.01; MTR-CODE: ANJ;AVR; OE-NO.: 074903137AR; MOD: LT32; 2. ALT; 2 ALT	6 PK 2100
				ALT	FROM: 05.01; MTR-CODE: ANJ;AVR; OE-NO.: 074903137BC; MOD: LT32; 2. ALT; 2 ALT	6 PK 2115
				ALT	FROM: 05.01; UNTIL CHA-NO.: 2D-Y-009086; MTR-CODE: ANJ;AVR; MOD: LT32; - AC	6 PK 1751
				ALT	MTR-CODE: AHD;ANJ;APA;AVR; OE-NO.: 074903137AR; MOD: LT28; 2. ALT; 2 ALT	6 PK 2100
				ALT	MTR-CODE: AHD;ANJ;APA;AVR; OE-NO.: 074903137AR; MOD: LT35; 2. ALT; 2 ALT	6 PK 2100
				ALT	MTR-CODE: AHD;ANJ;APA;AVR; OE-NO.: 074903137AR; MOD: LT46; 2. ALT; 2 ALT	6 PK 2100
				ALT	MTR-CODE: AHD;ANJ;APA;AVR; OE-NO.: 074903137BC; MOD: LT28; 2. ALT; 2 ALT	6 PK 2115
				ALT	MTR-CODE: AHD;ANJ;APA;AVR; OE-NO.: 074903137BC; MOD: LT35; 2. ALT; 2 ALT	6 PK 2115
				ALT	MTR-CODE: AHD;ANJ;APA;AVR; OE-NO.: 074903137BC; MOD: LT46; 2. ALT; 2 ALT	6 PK 2115
				ALT	UNTIL CHA-NO.: 2D-Y-009086; MTR-CODE: AHD;ANJ;APA;AVR; MOD: LT28; - AC	6 PK 1751
				ALT	UNTIL CHA-NO.: 2D-Y-009086; MTR-CODE: AHD;ANJ;APA;AVR; MOD: LT35; - AC	6 PK 1751
				ALT	UNTIL CHA-NO.: 2D-Y-009086; MTR-CODE: AHD;ANJ;APA;AVR; MOD: LT46; - AC	6 PK 1751
				ALT	UNTIL CHA-NO.: 2D-Y-009206; MTR-CODE: AHD;ANJ;APA;AVR; MOD: LT28; + AC	6 PK 2170
				ALT	UNTIL CHA-NO.: 2D-Y-009206; MTR-CODE: AHD;ANJ;APA;AVR; MOD: LT35; + AC	6 PK 2170
				ALT	UNTIL CHA-NO.: 2D-Y-009206; MTR-CODE: AHD;ANJ;APA;AVR; MOD: LT46; + AC	6 PK 2170
				CAM		ZRK 1301
				INJ-P		ZRK 1238
				CAM		KT 1214
				CAM		KT 1302
				CAM	UNTIL: 04.06	KT 1442
				W-P; CAM		KT 1214 W1

2.8 TDI						
2799 ccm	92 kW	AGK	06.97 - 12.98	PS		AVX 10 x 900
				ALT	MTR-CODE: AGK;ATA; MOD: LT28; - AC	6 PK 1642
				ALT	MTR-CODE: AGK;ATA; MOD: LT28; + AC	6 PK 2130
				ALT	MTR-CODE: AGK;ATA; MOD: LT28; 2. ALT; 2 ALT	6 PK 2000
				ALT	MTR-CODE: AGK;ATA; MOD: LT35; - AC	6 PK 1642



VW

LT 28-46 II Kasten (2DX0AE)

2.8 TDI

2799 ccm	92 kW	AGK	06.97 - 12.98	ALT	MTR-CODE: AGK;ATA; MOD: LT35; + AC	6 PK 2130
				ALT	MTR-CODE: AGK;ATA; MOD: LT35; 2. ALT; 2 ALT	6 PK 2000
				ALT	MTR-CODE: AGK;ATA; MOD: LT46; - AC	6 PK 1642
				ALT	MTR-CODE: AGK;ATA; MOD: LT46; + AC	6 PK 2130
				ALT	MTR-CODE: AGK;ATA; MOD: LT46; 2. ALT; 2 ALT	6 PK 2000

2.8 TDI

2799 ccm	96 kW	ATA	01.99 - 07.06	ALT	MTR-CODE: AGK;ATA; MOD: LT28; - AC	6 PK 1642
				ALT	MTR-CODE: AGK;ATA; MOD: LT28; + AC	6 PK 2130
				ALT	MTR-CODE: AGK;ATA; MOD: LT28; 2. ALT; 2 ALT	6 PK 2000
				ALT	MTR-CODE: AGK;ATA; MOD: LT35; - AC	6 PK 1642
				ALT	MTR-CODE: AGK;ATA; MOD: LT35; + AC	6 PK 2130
				ALT	MTR-CODE: AGK;ATA; MOD: LT35; 2. ALT; 2 ALT	6 PK 2000
				ALT	MTR-CODE: AGK;ATA; MOD: LT46; - AC	6 PK 1642
				ALT	MTR-CODE: AGK;ATA; MOD: LT46; + AC	6 PK 2130
				ALT	MTR-CODE: AGK;ATA; MOD: LT46; 2. ALT; 2 ALT	6 PK 2000

2.8 TDI

2799 ccm	116 kW	AUH;BCQ	04.02 - 07.06	ALT	FROM: 06.03; MTR-CODE: BCQ; MOD: LT32; - AC	6 PK 1685
				ALT	FROM: 06.03; MTR-CODE: BCQ; MOD: LT32; + AC	6 PK 2155
				ALT	MTR-CODE: AUH;BCQ; MOD: LT28; - AC	6 PK 1685
				ALT	MTR-CODE: AUH;BCQ; MOD: LT28; + AC	6 PK 2155
				ALT	MTR-CODE: AUH;BCQ; MOD: LT35; - AC	6 PK 1685
				ALT	MTR-CODE: AUH;BCQ; MOD: LT35; + AC	6 PK 2155
				ALT	MTR-CODE: AUH;BCQ; MOD: LT46; - AC	6 PK 1685
				ALT	MTR-CODE: AUH;BCQ; MOD: LT46; + AC	6 PK 2155

LT 28-46 II Pritsche/Fahrgestell (2DX0FE)

2.3

2295 ccm	105 kW	AGL	06.96 - 07.06	ALT	FROM: 12.96; OE-NO.: 00A260849; MOD: LT46; + AC	6 PK 2205
				ALT	FROM: 12.96; OE-NO.: 00A903137; MOD: LT46; - AC	6 PK 2100
				ALT	FROM: 12.96; OE-NO.: 2D0145933A; MOD: LT46; - AC	6 PK 2115
				ALT	FROM: 12.96; OE-NO.: 2D0260849; MOD: LT46; + AC	6 PK 2215
				ALT	OE-NO.: 00A260849; MOD: LT28; + AC	6 PK 2205
				ALT	OE-NO.: 00A260849; MOD: LT35; + AC	6 PK 2205
				ALT	OE-NO.: 00A903137; MOD: LT28; - AC	6 PK 2100
				ALT	OE-NO.: 00A903137; MOD: LT35; - AC	6 PK 2100
				ALT	OE-NO.: 2D0145933A; MOD: LT28; - AC	6 PK 2115
				ALT	OE-NO.: 2D0145933A; MOD: LT35; - AC	6 PK 2115
				ALT	OE-NO.: 2D0260849; MOD: LT28; + AC	6 PK 2215
				ALT	OE-NO.: 2D0260849; MOD: LT35; + AC	6 PK 2215

2.5 SDI

2461 ccm	55 kW	AGX	09.96 - 07.06	ALT	FROM CHA-NO.: 2D-Y-009087; MOD: LT28; - AC	6 PK 1718
				ALT	FROM CHA-NO.: 2D-Y-009087; MOD: LT35; - AC	6 PK 1718
				ALT	FROM CHA-NO.: 2D-Y-009207; MOD: LT28; + AC	6 PK 2145
				ALT	FROM CHA-NO.: 2D-Y-009207; MOD: LT35; + AC	6 PK 2145
				ALT	OE-NO.: 074903137AR; MOD: LT28; 2. ALT; 2 ALT	6 PK 2100
				ALT	OE-NO.: 074903137AR; MOD: LT35; 2. ALT; 2 ALT	6 PK 2100
				ALT	OE-NO.: 074903137BC; MOD: LT28; 2. ALT; 2 ALT	6 PK 2115
				ALT	OE-NO.: 074903137BC; MOD: LT35; 2. ALT; 2 ALT	6 PK 2115
				ALT	UNTIL CHA-NO.: 2D-Y-009086; MOD: LT28; - AC	6 PK 1751
				ALT	UNTIL CHA-NO.: 2D-Y-009086; MOD: LT35; - AC	6 PK 1751



VW

LT 28-46 II Pritsche/Fahrgestell (2DX0FE)

2.5 SDI

2461 ccm	55 kW	AGX	09.96 - 07.06	ALT	UNTIL CHA-NO.: 2D-Y-009206; MOD: LT28; + AC	6 PK 2170
				ALT	UNTIL CHA-NO.: 2D-Y-009206; MOD: LT35; + AC	6 PK 2170
				CAM		ZRK 1301
				INJ-P		ZRK 1238
				CAM		KT 1218
				CAM		KT 1302
				CAM		KT 1515
				W-P; CAM		KT 1218 W1

2.5 TDI

2461 ccm	61 kW	BBE	05.01 - 07.06	ALT	FROM CHA-NO.: 2D-Y-009087; MTR-CODE: BBE;BBF; MOD: LT28; 1. ALT; 2 ALT	6 PK 1718
				ALT	FROM CHA-NO.: 2D-Y-009087; MTR-CODE: BBE;BBF; MOD: LT35; 1. ALT; 2 ALT	6 PK 1718
				ALT	FROM CHA-NO.: 2D-Y-009087; MTR-CODE: BBE;BBF; MOD: LT46; 1. ALT; 2 ALT	6 PK 1718
				ALT	MTR-CODE: BBE;BBF; MOD: LT28; + AC	6 PK 2145
				ALT	MTR-CODE: BBE;BBF; MOD: LT28; 2. ALT; 2 ALT	6 PK 2080
				ALT	MTR-CODE: BBE;BBF; MOD: LT35; + AC	6 PK 2145
				ALT	MTR-CODE: BBE;BBF; MOD: LT35; 2. ALT; 2 ALT	6 PK 2080
				ALT	MTR-CODE: BBE;BBF; MOD: LT46; + AC	6 PK 2145
				ALT	MTR-CODE: BBE;BBF; MOD: LT46; 2. ALT; 2 ALT	6 PK 2080
				ALT	UNTIL CHA-NO.: 2D-Y-009086; MTR-CODE: BBE;BBF; MOD: LT28; 1. ALT; 2 ALT	6 PK 1751
				ALT	UNTIL CHA-NO.: 2D-Y-009086; MTR-CODE: BBE;BBF; MOD: LT35; 1. ALT; 2 ALT	6 PK 1751
				ALT	UNTIL CHA-NO.: 2D-Y-009086; MTR-CODE: BBE;BBF; MOD: LT46; 1. ALT; 2 ALT	6 PK 1751
				CAM		ZRK 1301
				INJ-P		ZRK 1238
				CAM		KT 1214
				CAM		KT 1302
				CAM	UNTIL: 04.06	KT 1442
				W-P; CAM		KT 1214 W1

2.5 TDI

2461 ccm	66 kW	APA	05.99 - 07.06	ALT	FROM CHA-NO.: 2D-Y-009087; MTR-CODE: AHD;ANJ;APA;AVR; MOD: LT28; - AC	6 PK 1718
				ALT	FROM CHA-NO.: 2D-Y-009087; MTR-CODE: AHD;ANJ;APA;AVR; MOD: LT35; - AC	6 PK 1718
				ALT	FROM CHA-NO.: 2D-Y-009087; MTR-CODE: AHD;ANJ;APA;AVR; MOD: LT46; - AC	6 PK 1718
				ALT	FROM CHA-NO.: 2D-Y-009207; MTR-CODE: AHD;ANJ;APA;AVR; MOD: LT28; + AC	6 PK 2145
				ALT	FROM CHA-NO.: 2D-Y-009207; MTR-CODE: AHD;ANJ;APA;AVR; MOD: LT35; + AC; - MTR-CODE: AHD	6 PK 2145
				ALT	FROM CHA-NO.: 2D-Y-009207; MTR-CODE: AHD;ANJ;APA;AVR; MOD: LT46; + AC; - MTR-CODE: AHD	6 PK 2145
				ALT	MTR-CODE: AHD;ANJ;APA;AVR; OE-NO.: 074903137AR; MOD: LT28; 2. ALT; 2 ALT	6 PK 2100
				ALT	MTR-CODE: AHD;ANJ;APA;AVR; OE-NO.: 074903137AR; MOD: LT35; 2. ALT; 2 ALT	6 PK 2100
				ALT	MTR-CODE: AHD;ANJ;APA;AVR; OE-NO.: 074903137AR; MOD: LT46; 2. ALT; 2 ALT	6 PK 2100
				ALT	MTR-CODE: AHD;ANJ;APA;AVR; OE-NO.: 074903137BC; MOD: LT28; 2. ALT; 2 ALT	6 PK 2115
				ALT	MTR-CODE: AHD;ANJ;APA;AVR; OE-NO.: 074903137BC; MOD: LT35; 2. ALT; 2 ALT	6 PK 2115
				ALT	MTR-CODE: AHD;ANJ;APA;AVR; OE-NO.: 074903137BC; MOD: LT46; 2. ALT; 2 ALT	6 PK 2115
				ALT	UNTIL CHA-NO.: 2D-Y-009086; MTR-CODE: AHD;ANJ;APA;AVR; MOD: LT28; - AC	6 PK 1751
				ALT	UNTIL CHA-NO.: 2D-Y-009086; MTR-CODE: AHD;ANJ;APA;AVR; MOD: LT35; - AC	6 PK 1751
				ALT	UNTIL CHA-NO.: 2D-Y-009086; MTR-CODE: AHD;ANJ;APA;AVR; MOD: LT46; - AC	6 PK 1751



VW

LT 28-46 II Pritsche/Fahrgestell (2DX0FE)

2.5 TDI

2461 ccm	66 kW	APA	05.99 - 07.06	ALT	UNTIL CHA-NO.: 2D-Y-009206; MTR-CODE: AHD;ANJ;APA;AVR; MOD: LT28; + AC	6 PK 2170
				ALT	UNTIL CHA-NO.: 2D-Y-009206; MTR-CODE: AHD;ANJ;APA;AVR; MOD: LT35; + AC	6 PK 2170
				ALT	UNTIL CHA-NO.: 2D-Y-009206; MTR-CODE: AHD;ANJ;APA;AVR; MOD: LT46; + AC	6 PK 2170
				CAM		ZRK 1301
				INJ-P		ZRK 1238
				CAM		KT 1214
				CAM		KT 1302
				CAM	UNTIL: 04.01	KT 1442
				W-P; CAM		KT 1214 W1

2.5 TDI

2461 ccm	70 kW	BBF	05.01 - 07.06	ALT	FROM CHA-NO.: 2D-Y-009087; MTR-CODE: BBE;BBF; MOD: LT28; 1. ALT; 2 ALT	6 PK 1718
				ALT	FROM CHA-NO.: 2D-Y-009087; MTR-CODE: BBE;BBF; MOD: LT35; 1. ALT; 2 ALT	6 PK 1718
				ALT	FROM CHA-NO.: 2D-Y-009087; MTR-CODE: BBE;BBF; MOD: LT46; 1. ALT; 2 ALT	6 PK 1718
				ALT	MTR-CODE: BBE;BBF; MOD: LT28; + AC	6 PK 2145
				ALT	MTR-CODE: BBE;BBF; MOD: LT28; 2. ALT; 2 ALT	6 PK 2080
				ALT	MTR-CODE: BBE;BBF; MOD: LT35; + AC	6 PK 2145
				ALT	MTR-CODE: BBE;BBF; MOD: LT35; 2. ALT; 2 ALT	6 PK 2080
				ALT	MTR-CODE: BBE;BBF; MOD: LT46; + AC	6 PK 2145
				ALT	MTR-CODE: BBE;BBF; MOD: LT46; 2. ALT; 2 ALT	6 PK 2080
				ALT	UNTIL CHA-NO.: 2D-Y-009086; MTR-CODE: BBE;BBF; MOD: LT28; 1. ALT; 2 ALT	6 PK 1751
				ALT	UNTIL CHA-NO.: 2D-Y-009086; MTR-CODE: BBE;BBF; MOD: LT35; 1. ALT; 2 ALT	6 PK 1751
				ALT	UNTIL CHA-NO.: 2D-Y-009086; MTR-CODE: BBE;BBF; MOD: LT46; 1. ALT; 2 ALT	6 PK 1751
				CAM		ZRK 1301
				INJ-P		ZRK 1238
				CAM		KT 1214
				CAM		KT 1302
				CAM	UNTIL: 04.06	KT 1442
				W-P; CAM	UNTIL CHA-NO.: 2D-6-020000	KT 1214 W1

2.5 TDI

2461 ccm	75 kW	AHD	06.96 - 08.99	ALT	FROM CHA-NO.: 2D-Y-009087; MTR-CODE: AHD;ANJ;APA;AVR; MOD: LT28; - AC	6 PK 1718
				ALT	FROM CHA-NO.: 2D-Y-009087; MTR-CODE: AHD;ANJ;APA;AVR; MOD: LT35; - AC	6 PK 1718
				ALT	FROM CHA-NO.: 2D-Y-009207; MTR-CODE: AHD;ANJ;APA;AVR; MOD: LT28; + AC	6 PK 2145
				ALT	FROM CHA-NO.: 2D-Y-009207; MTR-CODE: AHD;ANJ;APA;AVR; MOD: LT35; + AC; - MTR-CODE: AHD	6 PK 2145
				ALT	FROM: 12.96; FROM CHA-NO.: 2D-Y-009087; MTR-CODE: AHD;ANJ;APA;AVR; MOD: LT46; - AC	6 PK 1718
				ALT	FROM: 12.96; FROM CHA-NO.: 2D-Y-009207; MTR-CODE: AHD;ANJ;APA;AVR; MOD: LT46; + AC; - MTR-CODE: AHD	6 PK 2145
				ALT	FROM: 12.96; MTR-CODE: AHD;ANJ;APA;AVR; OE-NO.: 074903137AR; MOD: LT46; 2. ALT; 2 ALT	6 PK 2100
				ALT	FROM: 12.96; MTR-CODE: AHD;ANJ;APA;AVR; OE-NO.: 074903137BC; MOD: LT46; 2. ALT; 2 ALT	6 PK 2115
				ALT	FROM: 12.96; UNTIL CHA-NO.: 2D-Y-009086; MTR-CODE: AHD;ANJ;APA;AVR; MOD: LT46; - AC	6 PK 1751
				ALT	FROM: 12.96; UNTIL CHA-NO.: 2D-Y-009206; MTR-CODE: AHD;ANJ;APA;AVR; MOD: LT46; + AC	6 PK 2170
				ALT	MTR-CODE: AHD;ANJ;APA;AVR; OE-NO.: 074903137AR; MOD: LT28; 2. ALT; 2 ALT	6 PK 2100
				ALT	MTR-CODE: AHD;ANJ;APA;AVR; OE-NO.: 074903137AR; MOD: LT35; 2. ALT; 2 ALT	6 PK 2100



VW

LT 28-46 II Pritsche/Fahrgestell (2DX0FE)

2.5 TDI

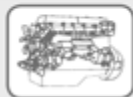
2461 ccm	75 kW	AHD	06.96 - 08.99	ALT	MTR-CODE: AHD;ANJ;APA;AVR; OE-NO.: 074903137BC; MOD: LT28; 2. ALT; 2 ALT	6 PK 2115
				ALT	MTR-CODE: AHD;ANJ;APA;AVR; OE-NO.: 074903137BC; MOD: LT35; 2. ALT; 2 ALT	6 PK 2115
				ALT	UNTIL CHA-NO.: 2D-Y-009086; MTR-CODE: AHD;ANJ;APA;AVR; MOD: LT28; - AC	6 PK 1751
				ALT	UNTIL CHA-NO.: 2D-Y-009086; MTR-CODE: AHD;ANJ;APA;AVR; MOD: LT35; - AC	6 PK 1751
				ALT	UNTIL CHA-NO.: 2D-Y-009206; MTR-CODE: AHD;ANJ;APA;AVR; MOD: LT28; + AC	6 PK 2170
				ALT	UNTIL CHA-NO.: 2D-Y-009206; MTR-CODE: AHD;ANJ;APA;AVR; MOD: LT35; + AC	6 PK 2170
				CAM		ZRK 1301
				INJ-P		ZRK 1238
				CAM		KT 1214
				CAM		KT 1302
				CAM	UNTIL: 05.99	KT 1442
				W-P; CAM		KT 1214 W1

2.5 TDI

2461 ccm	80 kW	ANJ;AVR	05.99 - 07.06	ALT	FROM CHA-NO.: 2D-Y-009087; MTR-CODE: AHD;ANJ;APA;AVR; MOD: LT28; - AC	6 PK 1718
				ALT	FROM CHA-NO.: 2D-Y-009087; MTR-CODE: AHD;ANJ;APA;AVR; MOD: LT35; - AC	6 PK 1718
				ALT	FROM CHA-NO.: 2D-Y-009087; MTR-CODE: AHD;ANJ;APA;AVR; MOD: LT46; - AC	6 PK 1718
				ALT	FROM CHA-NO.: 2D-Y-009207; MTR-CODE: AHD;ANJ;APA;AVR; MOD: LT28; + AC	6 PK 2145
				ALT	FROM CHA-NO.: 2D-Y-009207; MTR-CODE: AHD;ANJ;APA;AVR; MOD: LT35; + AC; - MTR-CODE: AHD	6 PK 2145
				ALT	FROM CHA-NO.: 2D-Y-009207; MTR-CODE: AHD;ANJ;APA;AVR; MOD: LT46; + AC; - MTR-CODE: AHD	6 PK 2145
				ALT	MTR-CODE: AHD;ANJ;APA;AVR; OE-NO.: 074903137AR; MOD: LT28; 2. ALT; 2 ALT	6 PK 2100
				ALT	MTR-CODE: AHD;ANJ;APA;AVR; OE-NO.: 074903137AR; MOD: LT35; 2. ALT; 2 ALT	6 PK 2100
				ALT	MTR-CODE: AHD;ANJ;APA;AVR; OE-NO.: 074903137AR; MOD: LT46; 2. ALT; 2 ALT	6 PK 2100
				ALT	MTR-CODE: AHD;ANJ;APA;AVR; OE-NO.: 074903137BC; MOD: LT28; 2. ALT; 2 ALT	6 PK 2115
				ALT	MTR-CODE: AHD;ANJ;APA;AVR; OE-NO.: 074903137BC; MOD: LT35; 2. ALT; 2 ALT	6 PK 2115
				ALT	MTR-CODE: AHD;ANJ;APA;AVR; OE-NO.: 074903137BC; MOD: LT46; 2. ALT; 2 ALT	6 PK 2115
				ALT	UNTIL CHA-NO.: 2D-Y-009086; MTR-CODE: AHD;ANJ;APA;AVR; MOD: LT28; - AC	6 PK 1751
				ALT	UNTIL CHA-NO.: 2D-Y-009086; MTR-CODE: AHD;ANJ;APA;AVR; MOD: LT35; - AC	6 PK 1751
				ALT	UNTIL CHA-NO.: 2D-Y-009086; MTR-CODE: AHD;ANJ;APA;AVR; MOD: LT46; - AC	6 PK 1751
				ALT	UNTIL CHA-NO.: 2D-Y-009206; MTR-CODE: AHD;ANJ;APA;AVR; MOD: LT28; + AC	6 PK 2170
				ALT	UNTIL CHA-NO.: 2D-Y-009206; MTR-CODE: AHD;ANJ;APA;AVR; MOD: LT35; + AC	6 PK 2170
				ALT	UNTIL CHA-NO.: 2D-Y-009206; MTR-CODE: AHD;ANJ;APA;AVR; MOD: LT46; + AC	6 PK 2170
				CAM		ZRK 1301
				INJ-P		ZRK 1238
				CAM		KT 1214
				CAM		KT 1302
				CAM	UNTIL: 04.06	KT 1442
				W-P; CAM		KT 1214 W1

2.8 TDI

2799 ccm	92 kW	AGK	06.97 - 12.98	PS		AVX 10 x 900
				ALT	MTR-CODE: AGK;ATA; MOD: LT28; - AC	6 PK 1642
				ALT	MTR-CODE: AGK;ATA; MOD: LT28; + AC	6 PK 2130
				ALT	MTR-CODE: AGK;ATA; MOD: LT28; 2. ALT; 2 ALT	6 PK 2000
				ALT	MTR-CODE: AGK;ATA; MOD: LT35; - AC	6 PK 1642
				ALT	MTR-CODE: AGK;ATA; MOD: LT35; + AC	6 PK 2130



VW

LT 28-46 II Pritsche/Fahrgestell (2DX0FE)

2.8 TDI

2799 ccm	92 kW	AGK	06.97 - 12.98	ALT	MTR-CODE: AGK;ATA; MOD: LT35; 2. ALT; 2 ALT	6 PK 2000
				ALT	MTR-CODE: AGK;ATA; MOD: LT46; - AC	6 PK 1642
				ALT	MTR-CODE: AGK;ATA; MOD: LT46; + AC	6 PK 2130
				ALT	MTR-CODE: AGK;ATA; MOD: LT46; 2. ALT; 2 ALT	6 PK 2000

2.8 TDI

2799 ccm	96 kW	ATA	01.99 - 07.06	ALT	MTR-CODE: AGK;ATA; MOD: LT28; - AC	6 PK 1642
				ALT	MTR-CODE: AGK;ATA; MOD: LT28; + AC	6 PK 2130
				ALT	MTR-CODE: AGK;ATA; MOD: LT28; 2. ALT; 2 ALT	6 PK 2000
				ALT	MTR-CODE: AGK;ATA; MOD: LT35; - AC	6 PK 1642
				ALT	MTR-CODE: AGK;ATA; MOD: LT35; + AC	6 PK 2130
				ALT	MTR-CODE: AGK;ATA; MOD: LT35; 2. ALT; 2 ALT	6 PK 2000
				ALT	MTR-CODE: AGK;ATA; MOD: LT46; - AC	6 PK 1642
				ALT	MTR-CODE: AGK;ATA; MOD: LT46; + AC	6 PK 2130
				ALT	MTR-CODE: AGK;ATA; MOD: LT46; 2. ALT; 2 ALT	6 PK 2000

2.8 TDI

2799 ccm	116 kW	AUH;BCQ	04.02 - 07.06	ALT	MTR-CODE: AUH;BCQ; MOD: LT28; - AC	6 PK 1685
				ALT	MTR-CODE: AUH;BCQ; MOD: LT28; + AC	6 PK 2155
				ALT	MTR-CODE: AUH;BCQ; MOD: LT35; - AC	6 PK 1685
				ALT	MTR-CODE: AUH;BCQ; MOD: LT35; + AC	6 PK 2155
				ALT	MTR-CODE: AUH;BCQ; MOD: LT46; - AC	6 PK 1685
				ALT	MTR-CODE: AUH;BCQ; MOD: LT46; + AC	6 PK 2155

TRANSPORTER T4 Bus (70XB, 70XC, 7DB, 7DW)

1.8

1781 ccm	49 kW	PD	12.90 - 07.92	ALT		AVX 10 x 965
				PS		AVX 10 x 650
				CAM		ZRK 1056
				CAM		KT 1001

2.0

1968 ccm	62 kW	AAC	09.90 - 04.03	1. ALT	UNTIL: 12.95	AVX 10 x 960
				ALT		AVX 10 x 965
				PS		AVX 10 x 650
				ALT	+ AC	6 PK 1590
				ALT	2. ALT; 2 ALT	6 PK 1555
				ALT	FROM: 05.96; - AC; - ENG-PTO; - AMP: 120	6 PK 925
				ALT	FROM: 05.96; - AC; + ENG-PTO	6 PK 1870
				ALT	FROM: 05.96; + AC	6 PK 1590
				ALT	FROM: 05.96; 2. ALT; 2 ALT	6 PK 1870
				ALT	FROM: 05.96; AMP: 120; - AC; - ENG-PTO	6 PK 1060
				AUX-FAN	+ EXT-COOL	2 PJ 896
				HYD-P		6 PK 1460
				PS	FROM: 05.96; + AC	6 PK 1590
				CAM		ZRK 1315
				CAM	MTR-CODE: AAC; FROM: 01.03; FROM CHA-NO.: 70-03-000 001	KT 1258
				CAM	MTR-CODE: AAC; UNTIL: 01.03	KT 1258

2.5

2461 ccm	81 kW	AAF;ACU;AEN;AEU	11.90 - 04.03	ALT	UNTIL CHA-NO.: 70M175000	AVX 10 x 1140
				PS	UNTIL CHA-NO.: 70M175000	AVX 10 x 864
				ALT	FROM: 01.94; UNTIL: 01.95; MTR-CODE: ACU	6 PK 2065
				ALT	FROM: 01.94; UNTIL: 01.95; MTR-CODE: ACU; - AC	6 PK 1718
				ALT	FROM: 01.94; UNTIL: 01.95; MTR-CODE: ACU; 2. ALT; 2 ALT	6 PK 2000
				ALT	FROM: 01.95; MTR-CODE: AAF;ACU;AEN;AET;AEU;ACU; + AUTO-TM; + AC	6 PK 2228
				ALT	FROM: 01.95; MTR-CODE: AAF;ACU;AEN;AET;AEU;ACU; + MAN-TM; + AC	6 PK 2240
				ALT	FROM: 01.95; MTR-CODE: AAF;ACU;AEN;AET;AEU;ACU; 2. ALT; 2 ALT	6 PK 2075
				ALT	FROM: 01.95; MTR-CODE: ACU; + AUTO-TM; + AC	6 PK 2228
				ALT	FROM: 01.95; MTR-CODE: ACU; + MAN-TM; + AC	6 PK 2240


VW
TRANSPORTER T4 Bus (70XB, 70XC, 7DB, 7DW)
2.5

2461 ccm	81 kW	AAF;ACU;AEN;AEU	11.90 - 04.03	ALT	FROM: 01.95; MTR-CODE: ACU; 2. ALT; 2 ALT	6 PK 2075
				ALT	FROM: 01.95; MTR-CODE: AEN; - AC	6 PK 1345
				ALT	FROM: 01.95; MTR-CODE: AEN; + AUTO-TM; + AC	6 PK 2228
				ALT	FROM: 01.95; MTR-CODE: AEN; + MAN-TM; + AC	6 PK 2240
				ALT	FROM: 01.95; MTR-CODE: AEN; 2. ALT; 2 ALT	6 PK 2075
				ALT	FROM: 01.95; UNTIL: 01.96; MTR-CODE: AAF;ACU;AEN;AET;AEU;ACU; - AC	6 PK 1345
				ALT	FROM: 01.95; UNTIL: 01.96; MTR-CODE: ACU; - AC	6 PK 1345
				ALT	FROM: 01.96; MTR-CODE: AAF;ACU;AEN;AET;AEU;ACU; - AC	6 PK 1352
				ALT	FROM: 01.96; MTR-CODE: ACU; - AC	6 PK 1352
				ALT	FROM: 05.96; MTR-CODE: AET;AEU;APL;AVT; - AC	6 PK 1352
				ALT	FROM: 05.96; MTR-CODE: AET;AEU;APL;AVT; + AUTO-TM; + AC	6 PK 2228
				ALT	FROM: 05.96; MTR-CODE: AET;AEU;APL;AVT; + MAN-TM; + AC	6 PK 2240
				ALT	FROM: 05.96; MTR-CODE: AET;AEU;APL;AVT; 2. ALT; 2 ALT	6 PK 2075
				ALT	FROM: 07.94; UNTIL: 01.95; MTR-CODE: AEN	6 PK 2065
				ALT	FROM: 07.94; UNTIL: 01.95; MTR-CODE: AEN; - AC	6 PK 1718
				ALT	FROM: 07.94; UNTIL: 01.95; MTR-CODE: AEN; 2. ALT; 2 ALT	6 PK 2000
				ALT	FROM: 10.91; FROM CHA-NO.: 70-N-000001; MTR-CODE: AAF	6 PK 2065
				ALT	FROM: 10.91; FROM CHA-NO.: 70-N-000001; MTR-CODE: AAF; - AC	6 PK 1718
				ALT	FROM: 10.91; FROM CHA-NO.: 70-N-000001; MTR-CODE: AAF; 2. ALT; 2 ALT	6 PK 2000
				ALT	FROM: 10.91; FROM CHA-NO.: 70-N-000001; MTR-CODE: AAF;AAF;ACU;AEN;AET;AEU	6 PK 2065
				ALT	FROM: 10.91; FROM CHA-NO.: 70-N-000001; MTR-CODE: AAF;AAF;ACU;AEN;AET;AEU; - AC	6 PK 1718
				ALT	FROM: 10.91; FROM CHA-NO.: 70-N-000001; MTR-CODE: AAF;AAF;ACU;AEN;AET;AEU; 2. ALT; 2 ALT	6 PK 2000
				ALT	MTR-CODE: AAF;ACU;AEN;AET;AEU;AEU; - AC	6 PK 1352
				ALT	MTR-CODE: AAF;ACU;AEN;AET;AEU;AEU; + AUTO-TM; + AC	6 PK 2228
				ALT	MTR-CODE: AAF;ACU;AEN;AET;AEU;AEU; + MAN-TM; + AC	6 PK 2240
				ALT	MTR-CODE: AAF;ACU;AEN;AET;AEU;AEU; 2. ALT; 2 ALT	6 PK 2075
				ALT	UNTIL: 01.95; MTR-CODE: AAF;ACU;AEN;AET;AEU;ACU	6 PK 2065
				ALT	UNTIL: 01.95; MTR-CODE: AAF;ACU;AEN;AET;AEU;ACU; - AC	6 PK 1718
				ALT	UNTIL: 01.95; MTR-CODE: AAF;ACU;AEN;AET;AEU;ACU; 2. ALT; 2 ALT	6 PK 2000
				HYD-P	FROM: 01.94; UNTIL: 01.95; MTR-CODE: ACU; + AC	6 PK 2130
				HYD-P	FROM: 01.95; MTR-CODE: AAF;ACU;AEN;AET;AEU;ACU	6 PK 2130
				HYD-P	FROM: 01.95; MTR-CODE: ACU	6 PK 2130
				HYD-P	FROM: 01.95; MTR-CODE: AEN	6 PK 2130
				HYD-P	FROM: 05.96; MTR-CODE: AET;AEU;APL;AVT	6 PK 2130
				HYD-P	FROM: 07.94; UNTIL: 01.95; MTR-CODE: AEN; + AC	6 PK 2130
				HYD-P	FROM: 10.91; FROM CHA-NO.: 70-N-000001; MTR-CODE: AAF; + AC	6 PK 2130
				HYD-P	FROM: 10.91; FROM CHA-NO.: 70-N-000001; MTR-CODE: AAF;AAF;ACU;AEN;AET;AEU; + AC	6 PK 2130
				HYD-P	MTR-CODE: AAF;ACU;AEN;AET;AEU;AEU	6 PK 2130
				HYD-P	UNTIL: 01.95; MTR-CODE: AAF;ACU;AEN;AET;AEU;ACU; + AC	6 PK 2130
				CAM	FROM MTR-NO: 019150; MTR-CODE: ACU	ZRK 1301
				CAM	FROM: 09.91; FROM CHA-NO.: 70-N-014001; MTR-CODE: AAF	ZRK 1241



VW

TRANSPORTER T4 Bus (70XB, 70XC, 7DB, 7DW)

2.5

2461 ccm	81 kW	AAF;ACU;AEN;AEU	11.90 - 04.03	CAM	MTR-CODE: AEN;AEU	ZRK 1301
				CAM	UNTIL MTR-NO: 019149; MTR-CODE: ACU	ZRK 1241
				CAM	UNTIL: 09.91; UNTIL CHA-NO.: 70-N-014000; MTR-CODE: AAF	ZRK 1301
				CAM	FROM CHA-NO.: 70-N-014001; MTR-CODE: AAF	KT 1402
				CAM	FROM MTR-NO: 019150; UNTIL MTR-NO: 048994; MTR-CODE: ACU	KT 1306
				CAM	MTR-CODE: AEN	KT 1306
				CAM	UNTIL CHA-NO.: 70-N-014000; MTR-CODE: AAF	KT 1171
				CAM	UNTIL MTR-NO: 019149; MTR-CODE: ACU	KT 1402
				W-P; CAM	FROM MTR-NO: 019150; MTR-CODE: ACU	KT 1306 W1
				W-P; CAM	MTR-CODE: AEN;AEU	KT 1306 W1
				W-P; CAM	UNTIL CHA-NO.: 70-N-014000; MTR-CODE: AAF	KT 1171 W1

2.5 Syncro

2461 ccm	81 kW	AAF;ACU;AEN;AEU	11.92 - 04.03	ALT	FROM CHA-NO.: 70-N-000001; MTR-CODE: AAF;AAF;ACU;AET	6 PK 2065
				ALT	FROM CHA-NO.: 70-N-000001; MTR-CODE: AAF;AAF;ACU;AET; - AC	6 PK 1718
				ALT	FROM CHA-NO.: 70-N-000001; MTR-CODE: AAF;AAF;ACU;AET; + AC	6 PK 2130
				ALT	FROM CHA-NO.: 70-N-000001; MTR-CODE: AAF;AAF;ACU;AET; 2. ALT; 2 ALT	6 PK 2000
				ALT	FROM: 01.94; UNTIL: 01.95; MTR-CODE: ACU	6 PK 2065
				ALT	FROM: 01.94; UNTIL: 01.95; MTR-CODE: ACU; - AC	6 PK 1718
				ALT	FROM: 01.94; UNTIL: 01.95; MTR-CODE: ACU; 2. ALT; 2 ALT	6 PK 2000
				ALT	FROM: 01.95; MTR-CODE: AAF;ACU;AET;ACU; + AUTO-TM; + AC	6 PK 2228
				ALT	FROM: 01.95; MTR-CODE: AAF;ACU;AET;ACU; + MAN-TM; + AC	6 PK 2240
				ALT	FROM: 01.95; MTR-CODE: AAF;ACU;AET;ACU; 2. ALT; 2 ALT	6 PK 2075
				ALT	FROM: 01.95; MTR-CODE: ACU; + AUTO-TM; + AC	6 PK 2228
				ALT	FROM: 01.95; MTR-CODE: ACU; + MAN-TM; + AC	6 PK 2240
				ALT	FROM: 01.95; MTR-CODE: ACU; 2. ALT; 2 ALT	6 PK 2075
				ALT	FROM: 01.95; UNTIL: 01.96; MTR-CODE: AAF;ACU;AET;ACU; - AC	6 PK 1345
				ALT	FROM: 01.95; UNTIL: 01.96; MTR-CODE: ACU; - AC	6 PK 1345
				ALT	FROM: 01.96; MTR-CODE: AAF;ACU;AET;ACU; - AC	6 PK 1352
				ALT	FROM: 01.96; MTR-CODE: ACU; - AC	6 PK 1352
				ALT	FROM: 05.96; MTR-CODE: AET;AEU;APL;AVT; - AC	6 PK 1352
				ALT	FROM: 05.96; MTR-CODE: AET;AEU;APL;AVT; + AUTO-TM; + AC	6 PK 2228
				ALT	FROM: 05.96; MTR-CODE: AET;AEU;APL;AVT; + MAN-TM; + AC	6 PK 2240
				ALT	FROM: 05.96; MTR-CODE: AET;AEU;APL;AVT; 2. ALT; 2 ALT	6 PK 2075
				ALT	MTR-CODE: AAF;ACU;AET;AEU; - AC	6 PK 1352
				ALT	MTR-CODE: AAF;ACU;AET;AEU; + AUTO-TM; + AC	6 PK 2228
				ALT	MTR-CODE: AAF;ACU;AET;AEU; + MAN-TM; + AC	6 PK 2240
				ALT	MTR-CODE: AAF;ACU;AET;AEU; 2. ALT; 2 ALT	6 PK 2075
				ALT	UNTIL: 01.95; MTR-CODE: AAF;ACU;AET;ACU	6 PK 2065
				ALT	UNTIL: 01.95; MTR-CODE: AAF;ACU;AET;ACU; - AC	6 PK 1718
				ALT	UNTIL: 01.95; MTR-CODE: AAF;ACU;AET;ACU; 2. ALT; 2 ALT	6 PK 2000
				HYD-P	FROM: 01.94; UNTIL: 01.95; MTR-CODE: ACU; + AC	6 PK 2130
				HYD-P	FROM: 01.95; MTR-CODE: AAF;ACU;AET;ACU	6 PK 2130
				HYD-P	FROM: 01.95; MTR-CODE: ACU	6 PK 2130
				HYD-P	FROM: 05.96; MTR-CODE: AET;AEU;APL;AVT	6 PK 2130


VW
TRANSPORTER T4 Bus (70XB, 70XC, 7DB, 7DW)
2.5 Syncro

2461 ccm	81 kW	AAF;ACU;AEN;AEU	11.92 - 04.03	HYD-P	MTR-CODE: AAF;ACU;AET;AEU	6 PK 2130
				HYD-P	UNTIL: 01.95; MTR-CODE: AAF;ACU;AET;ACU; + AC	6 PK 2130
				CAM	FROM CHA-NO.: 70-N-014001; MTR-CODE: AAF	ZRK 1241
				CAM	FROM MTR-NO: 019150; MTR-CODE: ACU	ZRK 1301
				CAM	MTR-CODE: AEN;AEU	ZRK 1301
				CAM	UNTIL MTR-NO: 019149; MTR-CODE: ACU	ZRK 1241
				CAM	FROM CHA-NO.: 70-N-014001; MTR-CODE: AAF	KT 1402
				CAM	FROM MTR-NO: 019150; UNTIL MTR-NO: 048994; MTR-CODE: ACU	KT 1306
				CAM	MTR-CODE: AEN	KT 1306
				CAM	UNTIL MTR-NO: 019149; MTR-CODE: ACU	KT 1402
				W-P; CAM	FROM MTR-NO: 019150; MTR-CODE: ACU	KT 1306 W1
				W-P; CAM	MTR-CODE: AEN;AEU	KT 1306 W1
				W-P; CAM	UNTIL CHA-NO.: 70-N-014000; MTR-CODE: AAF	KT 1171 W1

2.5

2461 ccm	85 kW	AET;APL;AVT	08.96 - 04.03	ALT	FROM: 05.98; MTR-CODE: AET;APL;AVT; - AC	6 PK 1352
				ALT	FROM: 05.98; MTR-CODE: AET;APL;AVT; + AUTO-TM; + AC	6 PK 2228
				ALT	FROM: 05.98; MTR-CODE: AET;APL;AVT; + MAN-TM; + AC	6 PK 2240
				ALT	FROM: 05.98; MTR-CODE: AET;APL;AVT; 2. ALT; 2 ALT	6 PK 2075
				ALT	MTR-CODE: AET;AEU;APL;AVT; - AC	6 PK 1352
				ALT	MTR-CODE: AET;AEU;APL;AVT; + AUTO-TM; + AC	6 PK 2228
				ALT	MTR-CODE: AET;AEU;APL;AVT; + MAN-TM; + AC	6 PK 2240
				ALT	MTR-CODE: AET;AEU;APL;AVT; 2. ALT; 2 ALT	6 PK 2075
				HYD-P	FROM: 05.98; MTR-CODE: AET;APL;AVT	6 PK 2130
				HYD-P	MTR-CODE: AET;AEU;APL;AVT	6 PK 2130
				CAM		ZRK 1301
				W-P; CAM		KT 1306 W1

2.5 Syncro

2461 ccm	85 kW	AET;APL;AVT	07.96 - 04.03	ALT	FROM: 05.99; MTR-CODE: APL;AVT; - AC	6 PK 1352
				ALT	FROM: 05.99; MTR-CODE: APL;AVT; + AUTO-TM; + AC	6 PK 2228
				ALT	FROM: 05.99; MTR-CODE: APL;AVT; + MAN-TM; + AC	6 PK 2240
				ALT	FROM: 05.99; MTR-CODE: APL;AVT; 2. ALT; 2 ALT	6 PK 2075
				ALT	MTR-CODE: AET;AEU;APL;AVT; - AC	6 PK 1352
				ALT	MTR-CODE: AET;AEU;APL;AVT; + AUTO-TM; + AC	6 PK 2228
				ALT	MTR-CODE: AET;AEU;APL;AVT; + MAN-TM; + AC	6 PK 2240
				ALT	MTR-CODE: AET;AEU;APL;AVT; 2. ALT; 2 ALT	6 PK 2075
				HYD-P	FROM: 05.99; MTR-CODE: APL;AVT	6 PK 2130
				HYD-P	MTR-CODE: AET;AEU;APL;AVT	6 PK 2130
				CAM		ZRK 1301
				W-P; CAM		KT 1306 W1

2.8 VR 6

2792 ccm	103 kW	AES	11.95 - 04.00	ALT	+ AC	7 DPK 1400
----------	--------	-----	---------------	-----	------	------------

2.8 VR6

2792 ccm	150 kW	AMV	04.00 - 04.03	ALT	- AC	7 PK 1280
				ALT	+ AC	7 DPK 1360

1.9 D

1896 ccm	44 kW	1X	09.90 - 12.95	ALT	UNTIL CHA-NO.: 70N200000	AVX 10 x 975
				PS		AVX 11,9 x 650
				ALT	FROM CHA-NO.: 70-P-000001; - AMP: 120	6 PK 925
				ALT	FROM CHA-NO.: 70-P-000001; AMP: 120	6 PK 1045
				CAM		ZRK 1290
				CAM	FROM MTR-NO: 120078	KT 1021
				CAM	UNTIL MTR-NO: 120077	KT 1004

1.9 TD

1896 ccm	50 kW	ABL	10.92 - 04.03	ALT	UNTIL CHA-NO.: 70N200000	AVX 10 x 975
----------	-------	-----	---------------	-----	--------------------------	--------------



VW

TRANSPORTER T4 Bus (70XB, 70XC, 7DB, 7DW)

1.9 TD

1896 ccm	50 kW	ABL	10.92 - 04.03	PS		AVX 11,9 x 650
				ALT	FROM CHA-NO.: 70-P-000001; - AMP: 120	6 PK 925
				ALT	FROM CHA-NO.: 70-P-000001; AMP: 120	6 PK 1045
				CAM		ZRK 1290
				CAM	FROM MTR-NO: 029320	KT 1021
				CAM	UNTIL MTR-NO: 029319	KT 1004

2.4 D

2370 ccm	55 kW	AJA	08.97 - 04.03	ALT	- AC; - ENG-PTO	6 PK 1352
				ALT	+ AC; - ENG-PTO	6 PK 2240
				ALT	+ ENG-PTO	6 PK 1718
				ALT	2. ALT; 2 ALT; + PTO	6 PK 2075
				HYD-P	FROM CHA-NO.: 70-X-140001; - ENG-PTO	6 PK 2100
				HYD-P	UNTIL CHA-NO.: 70-X-140000; - ENG-PTO	6 PK 2130
				CAM		ZRK 1301
				INJ-P		ZRK 1270
				CAM		KT 1214
				W-P; CAM		KT 1214 W1

2.4 D

2370 ccm	57 kW	AAB	09.90 - 04.98	ALT	UNTIL: 07.92	AVX 10 x 1075
				PS		AVX 10 x 864
				ALT	FROM CHA-NO.: 70-N-000001; - AC; - ENG-PTO	6 PK 1352
				ALT	FROM CHA-NO.: 70-N-000001; + AC; - ENG-PTO	6 PK 2240
				ALT	FROM CHA-NO.: 70-N-000001; + ENG-PTO	6 PK 1718
				ALT	FROM CHA-NO.: 70-N-000001; 2. ALT; 2 ALT; + PTO	6 PK 2075
				HYD-P	FROM CHA-NO.: 70-X-140001; - ENG-PTO	6 PK 2100
				CAM		ZRK 1301
				INJ-P		ZRK 1270
				CAM	FROM MTR-NO: 320127	KT 1214
				CAM	UNTIL MTR-NO: 320126	KT 1171
				W-P; CAM	FROM: 07.96; FROM MTR-NO: 320127	KT 1214 W1
				W-P; CAM	UNTIL: 06.96; UNTIL MTR-NO: 320126	KT 1171 W1

2.4 D Syncro

2370 ccm	57 kW	AAB	10.92 - 09.98	PS	UNTIL: 12.94	AVX 10 x 864
				ALT	FROM CHA-NO.: 70-N-000001; - AC; - ENG-PTO	6 PK 1352
				ALT	FROM CHA-NO.: 70-N-000001; + AC; - ENG-PTO	6 PK 2240
				ALT	FROM CHA-NO.: 70-N-000001; + ENG-PTO	6 PK 1718
				ALT	FROM CHA-NO.: 70-N-000001; 2. ALT; 2 ALT; + PTO	6 PK 2075
				HYD-P	FROM CHA-NO.: 70-X-140001; - ENG-PTO	6 PK 2100
				CAM		ZRK 1301
				INJ-P		ZRK 1270
				CAM	FROM MTR-NO: 320127	KT 1214
				CAM	UNTIL MTR-NO: 320126	KT 1171
				W-P; CAM	FROM: 07.96; FROM MTR-NO: 320127	KT 1214 W1
				W-P; CAM	UNTIL: 06.96; UNTIL MTR-NO: 320126	KT 1171 W1

2.5 TDI

2461 ccm	65 kW	AJT;AYY	05.98 - 04.03	ALT	FROM CHA-NO.: 70-XX13365;XH132970; MTR-CODE: ACV;AHY;AJT;AUF; + AC	6 PK 2215
				ALT	FROM CHA-NO.: 70-XX13365;XH132970; MTR-CODE: AJT; + AC	6 PK 2215
				ALT	FROM CHA-NO.: X-; MTR-CODE: ACV;AHY;AJT;AUF; + AUTO-TM; - AC	6 PK 1751
				ALT	FROM CHA-NO.: X-; MTR-CODE: ACV;AHY;AJT;AUF; + MAN-TM; - AC	6 PK 1765
				ALT	FROM CHA-NO.: X-; MTR-CODE: AJT; + AUTO-TM; - AC	6 PK 1751
				ALT	FROM CHA-NO.: X-; MTR-CODE: AJT; + MAN-TM; - AC	6 PK 1765
				ALT	MTR-CODE: ACV;AHY;AJT;AUF; 2. ALT; 2 ALT	6 PK 2075
				ALT	MTR-CODE: AJT; 2. ALT; 2 ALT	6 PK 2075
				ALT	UNTIL CHA-NO.: 70-XX133656;XH132969; MTR-CODE: ACV;AHY;AJT;AUF; + AC	6 PK 2240
				ALT	UNTIL CHA-NO.: 70-XX133656;XH132969; MTR-CODE: AJT; + AC	6 PK 2240
				CAM		ZRK 1301
				INJ-P		ZRK 1238



VW

TRANSPORTER T4 Bus (70XB, 70XC, 7DB, 7DW)

2.5 TDI						
2461 ccm	65 kW	AJT;AYY	05.98 - 04.03	CAM		KT 1218
				CAM		KT 1302
				CAM		KT 1515
				W-P; CAM		KT 1218 W1
2.5 TDI						
2461 ccm	75 kW	ACV;AUF;AYC	09.95 - 04.03	ALT	FROM CHA-NO.: 70-XX13365;XH132970; MTR-CODE: ACV;AHY;AJT;AUF; + AC	6 PK 2215
				ALT	FROM CHA-NO.: 70-XX13365;XH132970; MTR-CODE: ACV;AUF;AYC; + AC	6 PK 2215
				ALT	FROM: 05.98; FROM CHA-NO.: X-; MTR-CODE: ACV;AHY;AJT;AUF; + AUTO-TM; - AC	6 PK 1751
				ALT	FROM: 05.98; FROM CHA-NO.: X-; MTR-CODE: ACV;AHY;AJT;AUF; + MAN-TM; - AC	6 PK 1765
				ALT	FROM: 05.98; FROM CHA-NO.: X-; MTR-CODE: ACV;AUF;ACV;AUF;AYC; + AUTO-TM; - AC	6 PK 1751
				ALT	FROM: 05.98; FROM CHA-NO.: X-; MTR-CODE: ACV;AUF;ACV;AUF;AYC; + MAN-TM; - AC	6 PK 1765
				ALT	FROM: 09.00; MTR-CODE: AXG;AXG;AYC;AYY; - AC	6 PK 1695
				ALT	FROM: 09.00; MTR-CODE: AXG;AXG;AYC;AYY; + AC	6 PK 2170
				ALT	FROM: 09.00; MTR-CODE: AXG;AYC;AYY; OE-NO.: 074903137AS; 2. ALT; 2 ALT	6 PK 2075
				ALT	FROM: 09.00; MTR-CODE: AXG;AYC;AYY; OE-NO.: 074903137BB; 2. ALT; 2 ALT	6 PK 2065
				ALT	FROM: 09.00; MTR-CODE: AXG;AYC;AYY;AYY;AYC; - AC	6 PK 1751
				ALT	FROM: 09.00; MTR-CODE: AXG;AYC;AYY;AYY;AYC; + AC	6 PK 2215
				ALT	MTR-CODE: ACV;AHY;AJT;AUF; 2. ALT; 2 ALT	6 PK 2075
				ALT	MTR-CODE: ACV;AUF;AYC; OE-NO.: 074903137AS; 2. ALT; 2 ALT	6 PK 2075
				ALT	MTR-CODE: ACV;AUF;AYC; OE-NO.: 074903137BB	6 PK 2065
				ALT	MTR-CODE: ACV;AUF;AYC;AYC; - AC	6 PK 1751
				ALT	UNTIL CHA-NO.: 70-XX133656;XH132969; MTR-CODE: ACV;AHY;AJT;AUF; + AC	6 PK 2240
				ALT	UNTIL CHA-NO.: 70-XX133656;XH132969; MTR-CODE: ACV;AUF;AYC; + AC	6 PK 2240
				ALT	UNTIL: 04.98; UNTIL CHA-NO.: W-; MTR-CODE: ACV;AHY;AJT;AUF; - AC	6 PK 1765
				ALT	UNTIL: 04.98; UNTIL CHA-NO.: W-; MTR-CODE: ACV;AUF;ACV;AUF;AYC; - AC	6 PK 1765
				CAM		ZRK 1301
				INJ-P		ZRK 1238
				CAM		KT 1214
				CAM		KT 1302
				W-P; CAM		KT 1214 W1
2.5 TDI Syncro						
2461 ccm	75 kW	ACV;AXL	01.96 - 04.03	ALT	FROM CHA-NO.: 70-XX13365;XH132970; MTR-CODE: ACV; + AC	6 PK 2215
				ALT	FROM CHA-NO.: 70-XX13365;XH132970; MTR-CODE: ACV;AHY;AJT;AUF; + AC	6 PK 2215
				ALT	FROM: 05.98; FROM CHA-NO.: X-; MTR-CODE: ACV; + AUTO-TM; - AC	6 PK 1751
				ALT	FROM: 05.98; FROM CHA-NO.: X-; MTR-CODE: ACV; + MAN-TM; - AC	6 PK 1765
				ALT	FROM: 05.98; FROM CHA-NO.: X-; MTR-CODE: ACV;AHY;AJT;AUF; + AUTO-TM; - AC	6 PK 1751
				ALT	FROM: 05.98; FROM CHA-NO.: X-; MTR-CODE: ACV;AHY;AJT;AUF; + MAN-TM; - AC	6 PK 1765
				ALT	MTR-CODE: ACV; 2. ALT; 2 ALT	6 PK 2075
				ALT	MTR-CODE: ACV;AHY;AJT;AUF; 2. ALT; 2 ALT	6 PK 2075
				ALT	UNTIL CHA-NO.: 70-XX133656;XH132969; MTR-CODE: ACV; + AC	6 PK 2240
				ALT	UNTIL CHA-NO.: 70-XX133656;XH132969; MTR-CODE: ACV;AHY;AJT;AUF; + AC	6 PK 2240
				ALT	UNTIL: 04.98; UNTIL CHA-NO.: W-; MTR-CODE: ACV; - AC	6 PK 1765
				ALT	UNTIL: 04.98; UNTIL CHA-NO.: W-; MTR-CODE: ACV;AHY;AJT;AUF; - AC	6 PK 1765



VW

TRANSPORTER T4 Bus (70XB, 70XC, 7DB, 7DW)

2.5 TDI Syncro

2461 ccm	75 kW	ACV;AXL	01.96 - 04.03	CAM		ZRK 1301
				INJ-P		ZRK 1238
				CAM		KT 1214
				CAM		KT 1302
				CAM		KT 1515
				CAM	MTR-CODE: ACV; FROM: 03.98	KT 1442
				W-P; CAM	MTR-CODE: ACV	KT 1214 W1
				W-P; CAM	MTR-CODE: AXL	KT 1218 W1

2.5 TDI

2461 ccm	111 kW	AHY;AXG	05.98 - 04.03	ALT	FROM CHA-NO.: 70-XX13365;XH132970; MTR-CODE: ACV;AHY;AJT;AUF; + AC	6 PK 2215
				ALT	FROM CHA-NO.: 70-XX13365;XH132970; MTR-CODE: AHY;AHY;AXG; + AC	6 PK 2215
				ALT	FROM CHA-NO.: X-; MTR-CODE: ACV;AHY;AJT;AUF; + AUTO-TM; - AC	6 PK 1751
				ALT	FROM CHA-NO.: X-; MTR-CODE: ACV;AHY;AJT;AUF; + MAN-TM; - AC	6 PK 1765
				ALT	FROM CHA-NO.: X-; MTR-CODE: AHY;AHY;AXG; + AUTO-TM; - AC	6 PK 1751
				ALT	FROM CHA-NO.: X-; MTR-CODE: AHY;AHY;AXG; + MAN-TM; - AC	6 PK 1765
				ALT	FROM: 09.00; MTR-CODE: AXG;AXG;AYC;AYY; - AC	6 PK 1695
				ALT	FROM: 09.00; MTR-CODE: AXG;AXG;AYC;AYY; + AC	6 PK 2170
				ALT	FROM: 09.00; MTR-CODE: AXG;AYC;AYY; OE-NO.: 074903137AS; 2. ALT; 2 ALT	6 PK 2075
				ALT	FROM: 09.00; MTR-CODE: AXG;AYC;AYY; OE-NO.: 074903137BB; 2. ALT; 2 ALT	6 PK 2065
				ALT	FROM: 09.00; MTR-CODE: AXG;AYC;AYY;AYY;AYC; - AC	6 PK 1751
				ALT	FROM: 09.00; MTR-CODE: AXG;AYC;AYY;AYY;AYC; + AC	6 PK 2215
				ALT	MTR-CODE: ACV;AHY;AJT;AUF; 2. ALT; 2 ALT	6 PK 2075
				ALT	MTR-CODE: AHY;AXG; OE-NO.: 074903137AS; 2. ALT; 2 ALT	6 PK 2075
				ALT	MTR-CODE: AHY;AXG; OE-NO.: 074903137BB; 2. ALT; 2 ALT	6 PK 2065
				ALT	MTR-CODE: AHY;AXG;AXG; - AC	6 PK 1695
				ALT	MTR-CODE: AHY;AXG;AXG; + AC	6 PK 2170
				ALT	UNTIL CHA-NO.: 70-XX133656;XH132969; MTR-CODE: ACV;AHY;AJT;AUF; + AC	6 PK 2240
				ALT	UNTIL CHA-NO.: 70-XX133656;XH132969; MTR-CODE: AHY;AHY;AXG; + AC	6 PK 2240
				CAM		ZRK 1301
				INJ-P		ZRK 1238
				CAM		KT 1218
				CAM		KT 1302
				CAM		KT 1515
				W-P; CAM		KT 1218 W1

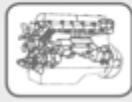
TRANSPORTER T4 Kasten (70XA)

2.0

1968 ccm	62 kW	AAC	07.90 - 04.03	1. ALT	UNTIL: 12.95	AVX 10 x 960
				PS		AVX 10 x 650
				ALT	+ AC	6 PK 1590
				ALT	2. ALT; 2 ALT	6 PK 1555
				ALT	FROM: 05.96; - AC; - ENG-PTO; - AMP: 120	6 PK 925
				ALT	FROM: 05.96; - AC; + ENG-PTO	6 PK 1870
				ALT	FROM: 05.96; 2. ALT; 2 ALT	6 PK 1870
				ALT	FROM: 05.96; AMP: 120; - AC; - ENG-PTO	6 PK 1060
				AUX-FAN	+ EXT-COOL	2 PJ 896
				HYD-P		6 PK 1460
				PS	FROM: 05.96; + AC	6 PK 1590
				CAM		ZRK 1315
				CAM	MTR-CODE: AAC; FROM: 01.03; FROM CHA-NO.: 70-03-000 001	KT 1258
				CAM	MTR-CODE: AAC; UNTIL: 01.03	KT 1258

2.5

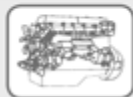
2461 ccm	81 kW	AAF;ACU;AEN;AEU	11.90 - 04.03	ALT	UNTIL: 12.91	AVX 10 x 1075
----------	-------	-----------------	---------------	-----	--------------	---------------


VW
TRANSPORTER T4 Kasten (70XA)
2.5

2461 ccm	81 kW	AAF;ACU;AEN;AEU	11.90 - 04.03	ALT	UNTIL: 12.91; + PTO	AVX 10 x 1140
				PS	UNTIL: 12.91	AVX 10 x 864
				ALT	FROM: 01.94; UNTIL: 01.95; MTR-CODE: ACU	6 PK 2065
				ALT	FROM: 01.94; UNTIL: 01.95; MTR-CODE: ACU; - AC	6 PK 1718
				ALT	FROM: 01.94; UNTIL: 01.95; MTR-CODE: ACU; 2. ALT; 2 ALT	6 PK 2000
				ALT	FROM: 01.95; MTR-CODE: ACU; + AUTO-TM; + AC	6 PK 2228
				ALT	FROM: 01.95; MTR-CODE: ACU; + MAN-TM; + AC	6 PK 2240
				ALT	FROM: 01.95; MTR-CODE: ACU; 2. ALT; 2 ALT	6 PK 2075
				ALT	FROM: 01.95; MTR-CODE: AEN; - AC	6 PK 1345
				ALT	FROM: 01.95; MTR-CODE: AEN; + AUTO-TM; + AC	6 PK 2228
				ALT	FROM: 01.95; MTR-CODE: AEN; + MAN-TM; + AC	6 PK 2240
				ALT	FROM: 01.95; MTR-CODE: AEN; 2. ALT; 2 ALT	6 PK 2075
				ALT	FROM: 01.95; UNTIL: 01.96; MTR-CODE: ACU; - AC	6 PK 1345
				ALT	FROM: 01.96; MTR-CODE: ACU; - AC	6 PK 1352
				ALT	FROM: 05.96; MTR-CODE: AET;AEU;APL;AVT; - AC	6 PK 1352
				ALT	FROM: 05.96; MTR-CODE: AET;AEU;APL;AVT; + AUTO-TM; + AC	6 PK 2228
				ALT	FROM: 05.96; MTR-CODE: AET;AEU;APL;AVT; + MAN-TM; + AC	6 PK 2240
				ALT	FROM: 05.96; MTR-CODE: AET;AEU;APL;AVT; 2. ALT; 2 ALT	6 PK 2075
				ALT	FROM: 07.94; UNTIL: 01.95; MTR-CODE: AEN	6 PK 2065
				ALT	FROM: 07.94; UNTIL: 01.95; MTR-CODE: AEN; - AC	6 PK 1718
				ALT	FROM: 07.94; UNTIL: 01.95; MTR-CODE: AEN; 2. ALT; 2 ALT	6 PK 2000
				ALT	FROM: 10.91; FROM CHA-NO.: 70-N-000001; MTR-CODE: AAF	6 PK 2065
				ALT	FROM: 10.91; FROM CHA-NO.: 70-N-000001; MTR-CODE: AAF; - AC	6 PK 1718
				ALT	FROM: 10.91; FROM CHA-NO.: 70-N-000001; MTR-CODE: AAF; 2. ALT; 2 ALT	6 PK 2000
				HYD-P	FROM: 01.94; UNTIL: 01.95; MTR-CODE: ACU; + AC	6 PK 2130
				HYD-P	FROM: 01.95; MTR-CODE: ACU	6 PK 2130
				HYD-P	FROM: 01.95; MTR-CODE: AEN	6 PK 2130
				HYD-P	FROM: 05.96; MTR-CODE: AET;AEU;APL;AVT	6 PK 2130
				HYD-P	FROM: 07.94; UNTIL: 01.95; MTR-CODE: AEN; + AC	6 PK 2130
				HYD-P	FROM: 10.91; FROM CHA-NO.: 70-N-000001; MTR-CODE: AAF; + AC	6 PK 2130
				CAM	FROM MTR-NO: 019150; MTR-CODE: ACU	ZRK 1301
				CAM	FROM: 09.91; FROM CHA-NO.: 70-N-014001; MTR-CODE: AAF	ZRK 1241
				CAM	MTR-CODE: AEN;AEU	ZRK 1301
				CAM	UNTIL MTR-NO: 019149; MTR-CODE: ACU	ZRK 1241
				CAM	UNTIL: 09.91; UNTIL CHA-NO.: 70-N-014000; MTR-CODE: AAF	ZRK 1301
				CAM	FROM CHA-NO.: 70-N-014001; MTR-CODE: AAF	KT 1402
				CAM	FROM MTR-NO: 019150; UNTIL MTR-NO: 048994; MTR-CODE: ACU	KT 1306
				CAM	MTR-CODE: AEN	KT 1306
				CAM	UNTIL CHA-NO.: 70-N-014000; MTR-CODE: AAF	KT 1171
				CAM	UNTIL MTR-NO: 019149; MTR-CODE: ACU	KT 1402
				W-P; CAM	FROM MTR-NO: 019150; MTR-CODE: ACU	KT 1306 W1
				W-P; CAM	MTR-CODE: AEN;AEU	KT 1306 W1
				W-P; CAM	UNTIL CHA-NO.: 70-N-014000; MTR-CODE: AAF	KT 1171 W1

2.5 Syncro

2461 ccm	81 kW	AAF;ACU;AEN;AEU	10.92 - 04.03	ALT	FROM CHA-NO.: 70-N-000001; MTR-CODE: AAF; - AC	6 PK 1718
----------	-------	-----------------	---------------	-----	--	------------------



VW

TRANSPORTER T4 Kasten (70XA)

2.5 Syncro

2461 ccm	81 kW	AAF;ACU;AEN;AEU	10.92 - 04.03	ALT	FROM CHA-NO.: 70-N-000001; MTR-CODE: AAF; + AC	6 PK 2130
				ALT	FROM CHA-NO.: 70-N-000001; MTR-CODE: AAF; 2. ALT; 2 ALT	6 PK 2000
				ALT	FROM: 01.94; UNTIL: 01.95; MTR-CODE: ACU	6 PK 2065
				ALT	FROM: 01.94; UNTIL: 01.95; MTR-CODE: ACU; - AC	6 PK 1718
				ALT	FROM: 01.94; UNTIL: 01.95; MTR-CODE: ACU; 2. ALT; 2 ALT	6 PK 2000
				ALT	FROM: 01.95; MTR-CODE: ACU; + AUTO-TM; + AC	6 PK 2228
				ALT	FROM: 01.95; MTR-CODE: ACU; + MAN-TM; + AC	6 PK 2240
				ALT	FROM: 01.95; MTR-CODE: ACU; 2. ALT; 2 ALT	6 PK 2075
				ALT	FROM: 01.95; UNTIL: 01.96; MTR-CODE: ACU; - AC	6 PK 1345
				ALT	FROM: 01.96; MTR-CODE: ACU; - AC	6 PK 1352
				ALT	FROM: 05.96; MTR-CODE: AET;AEU;APL;AVT; - AC	6 PK 1352
				ALT	FROM: 05.96; MTR-CODE: AET;AEU;APL;AVT; + AUTO-TM; + AC	6 PK 2228
				ALT	FROM: 05.96; MTR-CODE: AET;AEU;APL;AVT; + MAN-TM; + AC	6 PK 2240
				ALT	FROM: 05.96; MTR-CODE: AET;AEU;APL;AVT; 2. ALT; 2 ALT	6 PK 2075
				HYD-P	FROM CHA-NO.: 70-N-000001; MTR-CODE: AAF	6 PK 2065
				HYD-P	FROM: 01.94; UNTIL: 01.95; MTR-CODE: ACU; + AC	6 PK 2130
				HYD-P	FROM: 01.95; MTR-CODE: ACU	6 PK 2130
				HYD-P	FROM: 05.96; MTR-CODE: AET;AEU;APL;AVT	6 PK 2130
				CAM	FROM CHA-NO.: 70-N-014001; MTR-CODE: AAF	ZRK 1241
				CAM	FROM MTR-NO: 019150; MTR-CODE: ACU	ZRK 1301
				CAM	MTR-CODE: AEN;AEU	ZRK 1301
				CAM	UNTIL MTR-NO: 019149; MTR-CODE: ACU	ZRK 1241
				CAM	FROM CHA-NO.: 70-N-014001; MTR-CODE: AAF	KT 1402
				CAM	FROM MTR-NO: 019150; UNTIL MTR-NO: 048994; MTR-CODE: ACU	KT 1306
				CAM	MTR-CODE: AEN	KT 1306
				CAM	UNTIL MTR-NO: 019149; MTR-CODE: ACU	KT 1402
				W-P; CAM	FROM MTR-NO: 019150; MTR-CODE: ACU	KT 1306 W1
				W-P; CAM	MTR-CODE: AEN;AEU	KT 1306 W1
				W-P; CAM	UNTIL CHA-NO.: 70-N-014000; MTR-CODE: AAF	KT 1171 W1

2.5

2461 ccm	85 kW	AET;APL;AVT	08.96 - 04.03	ALT	- AC	6 PK 1352
				ALT	+ AUTO-TM; + AC	6 PK 2228
				ALT	+ MAN-TM; + AC	6 PK 2240
				ALT	2. ALT; 2 ALT	6 PK 2075
				HYD-P		6 PK 2130
				CAM		ZRK 1301
				W-P; CAM		KT 1306 W1

2.5 Syncro

2461 ccm	85 kW	AET;APL;AVT	08.96 - 04.03	ALT	- AC	6 PK 1352
				ALT	+ AUTO-TM; + AC	6 PK 2228
				ALT	+ MAN-TM; + AC	6 PK 2240
				ALT	2. ALT; 2 ALT	6 PK 2075
				HYD-P		6 PK 2130
				CAM		ZRK 1301
				W-P; CAM		KT 1306 W1

2.8 VR6

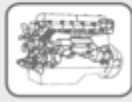
2792 ccm	103 kW	AES	05.96 - 05.00	ALT	+ AC	7 DPK 1400
----------	--------	-----	---------------	-----	------	------------

2.8 VR6

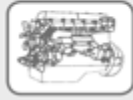
2792 ccm	150 kW	AMV	06.00 - 04.03	ALT	- AC	7 PK 1280
				ALT	+ AC	7 DPK 1360

1.9 D

1896 ccm	45 kW	1X	07.90 - 12.95	ALT	UNTIL CHA-NO.: 70N200000	AVX 10 x 975
				PS		AVX 11,9 x 650


VW
TRANSPORTER T4 Kasten (70XA)

1.9 D						
1896 ccm	45 kW	1X	07.90 - 12.95	ALT	FROM CHA-NO.: 70-P-000001; - AMP: 120	6 PK 925
				ALT	FROM CHA-NO.: 70-P-000001; AMP: 120	6 PK 1045
				CAM		ZRK 1290
				CAM	FROM MTR-NO: 120078	KT 1021
				CAM	UNTIL MTR-NO: 120077	KT 1004
1.9 TD						
1896 ccm	50 kW	ABL	10.92 - 04.03	ALT	UNTIL CHA-NO.: 70N200000	AVX 10 x 975
				PS		AVX 11,9 x 650
				ALT	FROM: 07.94; FROM CHA-NO.: 70-P-000001; - AMP: 120	6 PK 925
				ALT	FROM: 07.94; FROM CHA-NO.: 70-P-000001; AMP: 120	6 PK 1045
				CAM		ZRK 1290
				CAM	FROM MTR-NO: 029320	KT 1021
				CAM	UNTIL MTR-NO: 029319	KT 1004
2.4 D						
2370 ccm	55 kW	AJA	08.97 - 04.03	ALT	- AC; - ENG-PTO	6 PK 1352
				ALT	+ AC; - ENG-PTO	6 PK 2240
				ALT	+ ENG-PTO	6 PK 1718
				ALT	2. ALT; 2 ALT; + PTO	6 PK 2075
				HYD-P	FROM CHA-NO.: 70-X-140001; - ENG-PTO	6 PK 2100
				HYD-P	UNTIL CHA-NO.: 70-X-140000; - ENG-PTO	6 PK 2130
				CAM		ZRK 1301
				INJ-P		ZRK 1270
				CAM		KT 1214
				W-P; CAM		KT 1214 W1
2.4 D						
2370 ccm	57 kW	AAB	07.90 - 04.98	ALT	UNTIL: 07.92	AVX 10 x 1075
				ALT	UNTIL: 07.92; + PTO	AVX 10 x 1150
				PS	UNTIL: 12.94	AVX 10 x 864
				ALT	FROM CHA-NO.: 70-N-000001; - AC; - ENG-PTO	6 PK 1352
				ALT	FROM CHA-NO.: 70-N-000001; + AC; - ENG-PTO	6 PK 2240
				ALT	FROM CHA-NO.: 70-N-000001; + ENG-PTO	6 PK 1718
				ALT	FROM CHA-NO.: 70-N-000001; 2. ALT; 2 ALT; + PTO	6 PK 2075
				HYD-P	FROM CHA-NO.: 70-X-140001; - ENG-PTO	6 PK 2100
				CAM		ZRK 1301
				INJ-P		ZRK 1270
				CAM	FROM MTR-NO: 320127	KT 1214
				CAM	UNTIL MTR-NO: 320126	KT 1171
				W-P; CAM	FROM: 07.96; FROM MTR-NO: 320127	KT 1214 W1
				W-P; CAM	UNTIL: 06.96; UNTIL MTR-NO: 320126	KT 1171 W1
2.4 D Syncro						
2370 ccm	57 kW	AAB	10.92 - 09.98	PS	UNTIL: 12.94	AVX 10 x 864
				ALT	FROM CHA-NO.: 70-N-000001; - AC; - ENG-PTO	6 PK 1352
				ALT	FROM CHA-NO.: 70-N-000001; + AC; - ENG-PTO	6 PK 2240
				ALT	FROM CHA-NO.: 70-N-000001; + ENG-PTO	6 PK 1718
				ALT	FROM CHA-NO.: 70-N-000001; 2. ALT; 2 ALT; + PTO	6 PK 2075
				HYD-P	FROM CHA-NO.: 70-X-140001; - ENG-PTO	6 PK 2100
				CAM		ZRK 1301
				INJ-P		ZRK 1270
				CAM	FROM MTR-NO: 320127	KT 1214
				CAM	UNTIL MTR-NO: 320126	KT 1171
				W-P; CAM	FROM: 07.96; FROM MTR-NO: 320127	KT 1214 W1
				W-P; CAM	UNTIL: 06.96; UNTIL MTR-NO: 320126	KT 1171 W1
2.5 TDI						
2461 ccm	65 kW	AJT;AYY	12.98 - 04.03	ALT	2. ALT; 2 ALT	6 PK 2075
				ALT	FROM CHA-NO.: 70-XX13365;XH132970; + AC	6 PK 2215
				ALT	FROM CHA-NO.: X-; + AUTO-TM; - AC	6 PK 1751
				ALT	FROM CHA-NO.: X-; + MAN-TM; - AC	6 PK 1765
				ALT	UNTIL CHA-NO.: 70-XX133656;XH132969; + AC	6 PK 2240
				CAM		ZRK 1301
				INJ-P		ZRK 1238
				CAM		KT 1218
				CAM		KT 1302



VW

TRANSPORTER T4 Kasten (70XA)

2.5 TDI

2461 ccm	65 kW	AJT;AYY	12.98 - 04.03	CAM		KT 1515
				W-P; CAM		KT 1218 W1

2.5 TDI

2461 ccm	75 kW	ACV;AUF;AYC	09.95 - 04.03	ALT	FROM CHA-NO.: 70-XX13365;XH132970; MTR-CODE: ACV;AHY;AJT;AUF; + AC	6 PK 2215
				ALT	FROM: 05.98; FROM CHA-NO.: X-; MTR-CODE: ACV;AHY;AJT;AUF; + AUTO-TM; - AC	6 PK 1751
				ALT	FROM: 05.98; FROM CHA-NO.: X-; MTR-CODE: ACV;AHY;AJT;AUF; + MAN-TM; - AC	6 PK 1765
				ALT	FROM: 09.00; MTR-CODE: AXG;AXG;AYC;AYY; - AC	6 PK 1695
				ALT	FROM: 09.00; MTR-CODE: AXG;AXG;AYC;AYY; + AC	6 PK 2170
				ALT	FROM: 09.00; MTR-CODE: AXG;AYC;AYY; OE-NO.: 074903137AS; 2. ALT; 2 ALT	6 PK 2075
				ALT	FROM: 09.00; MTR-CODE: AXG;AYC;AYY;AYY;AYC; - AC	6 PK 1751
				ALT	FROM: 09.00; MTR-CODE: AXG;AYC;AYY;AYY;AYC; + AC	6 PK 2215
				ALT	MTR-CODE: ACV;AHY;AJT;AUF; 2. ALT; 2 ALT	6 PK 2075
				ALT	UNTIL CHA-NO.: 70-XX133656;XH132969; MTR-CODE: ACV;AHY;AJT;AUF; + AC	6 PK 2240
				ALT	UNTIL: 04.98; UNTIL CHA-NO.: W-; MTR-CODE: ACV;AHY;AJT;AUF; - AC	6 PK 1765
				HYD-P	FROM: 09.00; MTR-CODE: AXG;AYC;AYY; OE-NO.: 074903137BB; 2. ALT; 2 ALT	6 PK 2065
				CAM		ZRK 1301
				INJ-P		ZRK 1238
				CAM		KT 1214
				CAM		KT 1302
				W-P; CAM		KT 1214 W1

2.5 TDI Syncro

2461 ccm	75 kW	ACV;AXL	09.95 - 04.03	ALT	2. ALT; 2 ALT	6 PK 2075
				ALT	FROM CHA-NO.: 70-XX13365;XH132970; + AC	6 PK 2215
				ALT	FROM: 05.98; FROM CHA-NO.: X-; + AUTO-TM; - AC	6 PK 1751
				ALT	FROM: 05.98; FROM CHA-NO.: X-; + MAN-TM; - AC	6 PK 1765
				ALT	UNTIL CHA-NO.: 70-XX133656;XH132969; + AC	6 PK 2240
				ALT	UNTIL: 04.98; UNTIL CHA-NO.: W-; - AC	6 PK 1765
				CAM		ZRK 1301
				INJ-P		ZRK 1238
				CAM		KT 1214
				CAM		KT 1302
				CAM	FROM: 01.96	KT 1515
				CAM	MTR-CODE: ACV; FROM: 03.98	KT 1442
				W-P; CAM	MTR-CODE: ACV	KT 1214 W1
				W-P; CAM	MTR-CODE: AXL	KT 1218 W1

2.5 TDI

2461 ccm	111 kW	AXG	09.00 - 04.03	ALT	FROM CHA-NO.: 70-XX13365;XH132970; MTR-CODE: ACV;AHY;AJT;AUF; + AC	6 PK 2215
				ALT	FROM CHA-NO.: X-; MTR-CODE: ACV;AHY;AJT;AUF; + AUTO-TM; - AC	6 PK 1751
				ALT	MTR-CODE: ACV;AHY;AJT;AUF; 2. ALT; 2 ALT	6 PK 2075
				ALT	MTR-CODE: AXG;AXG;AYC;AYY; - AC	6 PK 1695
				ALT	MTR-CODE: AXG;AXG;AYC;AYY; + AC	6 PK 2170
				ALT	MTR-CODE: AXG;AYC;AYY; OE-NO.: 074903137AS; 2. ALT; 2 ALT	6 PK 2075
				ALT	MTR-CODE: AXG;AYC;AYY; OE-NO.: 074903137BB; 2. ALT; 2 ALT	6 PK 2065
				ALT	MTR-CODE: AXG;AYC;AYY;AYY;AYC; - AC	6 PK 1751
				ALT	MTR-CODE: AXG;AYC;AYY;AYY;AYC; + AC	6 PK 2215
				CAM		ZRK 1301
				INJ-P		ZRK 1238
				CAM		KT 1218
				CAM		KT 1302
				CAM		KT 1515
				W-P; CAM		KT 1218 W1



VW

TRANSPORTER T4 Pritsche/Fahrgestell (70XD)

2.5

2461 ccm	81 kW	AAF;ACU;AEN;AEU	11.90 - 04.03	CAM	FROM: 09.91; FROM CHA-NO.: 70-N-014001; MTR-CODE: AAF	ZRK 1241
				CAM	MTR-CODE: AEN;AEU	ZRK 1301
				CAM	UNTIL MTR-NO: 019149; MTR-CODE: ACU	ZRK 1241
				CAM	UNTIL: 09.91; UNTIL CHA-NO.: 70-N-014000; MTR-CODE: AAF	ZRK 1301
				CAM	FROM CHA-NO.: 70-N-014001; MTR-CODE: AAF	KT 1402
				CAM	FROM MTR-NO: 019150; UNTIL MTR-NO: 048994; MTR-CODE: ACU	KT 1306
				CAM	MTR-CODE: AEN	KT 1306
				CAM	UNTIL CHA-NO.: 70-N-014000; MTR-CODE: AAF	KT 1171
				CAM	UNTIL MTR-NO: 019149; MTR-CODE: ACU	KT 1402
				W-P; CAM	FROM MTR-NO: 019150; MTR-CODE: ACU	KT 1306 W1
				W-P; CAM	MTR-CODE: AEN;AEU	KT 1306 W1
				W-P; CAM	UNTIL CHA-NO.: 70-N-014000; MTR-CODE: AAF	KT 1171 W1

2.5 Syncro

2461 ccm	81 kW	AAF;ACU;AEN;AEU	10.92 - 04.03	ALT	FROM CHA-NO.: 70-N-000001; MTR-CODE: AAF; - AC	6 PK 1718
				ALT	FROM CHA-NO.: 70-N-000001; MTR-CODE: AAF; + AC	6 PK 2130
				ALT	FROM CHA-NO.: 70-N-000001; MTR-CODE: AAF; 2. ALT; 2 ALT	6 PK 2000
				ALT	FROM: 01.94; UNTIL: 01.95; MTR-CODE: ACU	6 PK 2065
				ALT	FROM: 01.94; UNTIL: 01.95; MTR-CODE: ACU; - AC	6 PK 1718
				ALT	FROM: 01.94; UNTIL: 01.95; MTR-CODE: ACU; 2. ALT; 2 ALT	6 PK 2000
				ALT	FROM: 01.95; MTR-CODE: ACU; + AUTO-TM; + AC	6 PK 2228
				ALT	FROM: 01.95; MTR-CODE: ACU; + MAN-TM; + AC	6 PK 2240
				ALT	FROM: 01.95; MTR-CODE: ACU; 2. ALT; 2 ALT	6 PK 2075
				ALT	FROM: 01.95; UNTIL: 01.96; MTR-CODE: ACU; - AC	6 PK 1345
				ALT	FROM: 01.96; MTR-CODE: ACU; - AC	6 PK 1352
				ALT	FROM: 05.96; MTR-CODE: AET;AEU;APL;AVT; - AC	6 PK 1352
				ALT	FROM: 05.96; MTR-CODE: AET;AEU;APL;AVT; + AUTO-TM; + AC	6 PK 2228
				ALT	FROM: 05.96; MTR-CODE: AET;AEU;APL;AVT; + MAN-TM; + AC	6 PK 2240
				ALT	FROM: 05.96; MTR-CODE: AET;AEU;APL;AVT; 2. ALT; 2 ALT	6 PK 2075
				HYD-P	FROM CHA-NO.: 70-N-000001; MTR-CODE: AAF	6 PK 2065
				HYD-P	FROM: 01.94; UNTIL: 01.95; MTR-CODE: ACU; + AC	6 PK 2130
				HYD-P	FROM: 01.95; MTR-CODE: ACU	6 PK 2130
				HYD-P	FROM: 05.96; MTR-CODE: AET;AEU;APL;AVT	6 PK 2130
				CAM	FROM CHA-NO.: 70-N-014001; MTR-CODE: AAF	ZRK 1241
				CAM	FROM MTR-NO: 019150; MTR-CODE: ACU	ZRK 1301
				CAM	MTR-CODE: AEN;AEU	ZRK 1301
				CAM	UNTIL MTR-NO: 019149; MTR-CODE: ACU	ZRK 1241
				CAM	FROM CHA-NO.: 70-N-014001; MTR-CODE: AAF	KT 1402
				CAM	FROM MTR-NO: 019150; UNTIL MTR-NO: 048994; MTR-CODE: ACU	KT 1306
				CAM	MTR-CODE: AEN	KT 1306
				CAM	UNTIL MTR-NO: 019149; MTR-CODE: ACU	KT 1402
				W-P; CAM	FROM MTR-NO: 019150; MTR-CODE: ACU	KT 1306 W1
				W-P; CAM	MTR-CODE: AEN;AEU	KT 1306 W1
				W-P; CAM	UNTIL CHA-NO.: 70-N-014000; MTR-CODE: AAF	KT 1171 W1

2.5

2461 ccm	85 kW	AET;APL;AVT	08.96 - 04.03	ALT	- AC	6 PK 1352
				ALT	+ AUTO-TM; + AC	6 PK 2228
				ALT	+ MAN-TM; + AC	6 PK 2240


VW
TRANSPORTER T4 Pritsche/Fahrgestell (70XD)
2.5

2461 ccm	85 kW	AET;APL;AVT	08.96 - 04.03	ALT HYD-P CAM W-P; CAM	2. ALT; 2 ALT	6 PK 2075 6 PK 2130 ZRK 1301 KT 1306 W1
----------	-------	-------------	---------------	---------------------------------	---------------	--

2.5 Syncro

2461 ccm	85 kW	AET;APL;AVT	08.96 - 04.03	ALT ALT ALT ALT HYD-P CAM W-P; CAM	- AC + AUTO-TM; + AC + MAN-TM; + AC 2. ALT; 2 ALT	6 PK 1352 6 PK 2228 6 PK 2240 6 PK 2075 6 PK 2130 ZRK 1301 KT 1306 W1
----------	-------	-------------	---------------	--	--	---

2.8

2792 ccm	103 kW	AES	05.96 - 05.00	ALT	+ AC	7 DPK 1400
----------	--------	-----	---------------	-----	------	------------

2.8 VR6

2792 ccm	150 kW	AMV	06.00 - 04.03	ALT ALT	- AC + AC	7 PK 1280 7 DPK 1360
----------	--------	-----	---------------	------------	--------------	-------------------------

1.9 D

1896 ccm	45 kW	1X	07.90 - 12.95	ALT PS ALT ALT CAM CAM CAM	UNTIL CHA-NO.: 70N200000 FROM CHA-NO.: 70-P-000001; - AMP: 120 FROM CHA-NO.: 70-P-000001; AMP: 120 FROM MTR-NO: 120078 UNTIL MTR-NO: 120077	AVX 10 x 975 AVX 11,9 x 650 6 PK 925 6 PK 1045 ZRK 1290 KT 1021 KT 1004
----------	-------	----	---------------	--	---	---

1.9 TD

1896 ccm	50 kW	ABL	10.92 - 04.03	ALT PS ALT ALT CAM CAM CAM	UNTIL CHA-NO.: 70N200000 FROM: 07.94; FROM CHA-NO.: 70-P-000001; - AMP: 120 FROM: 07.94; FROM CHA-NO.: 70-P-000001; AMP: 120 FROM MTR-NO: 029320 UNTIL MTR-NO: 029319	AVX 10 x 975 AVX 11,9 x 650 6 PK 925 6 PK 1045 ZRK 1290 KT 1021 KT 1004
----------	-------	-----	---------------	--	---	---

2.4 D

2370 ccm	55 kW	AJA	08.97 - 04.03	ALT ALT ALT ALT HYD-P HYD-P CAM INJ-P CAM W-P; CAM	- AC; - ENG-PTO + AC; - ENG-PTO + ENG-PTO 2. ALT; 2 ALT; + PTO FROM CHA-NO.: 70-X-140001; - ENG-PTO UNTIL CHA-NO.: 70-X-140000; - ENG-PTO	6 PK 1352 6 PK 2240 6 PK 1718 6 PK 2075 6 PK 2100 6 PK 2130 ZRK 1301 ZRK 1270 KT 1214 KT 1214 W1
----------	-------	-----	---------------	---	--	---

2.4 D

2370 ccm	57 kW	AAB	09.90 - 04.98	ALT ALT PS ALT ALT ALT ALT HYD-P CAM INJ-P CAM CAM W-P; CAM W-P; CAM	UNTIL: 07.92 UNTIL: 07.92; + PTO UNTIL: 12.94 FROM CHA-NO.: 70-N-000001; - AC; - ENG-PTO FROM CHA-NO.: 70-N-000001; + AC; - ENG-PTO FROM CHA-NO.: 70-N-000001; + ENG-PTO FROM CHA-NO.: 70-N-000001; 2. ALT; 2 ALT; + PTO FROM CHA-NO.: 70-X-140001; - ENG-PTO FROM MTR-NO: 320127 UNTIL MTR-NO: 320126 FROM: 07.96; FROM MTR-NO: 320127 UNTIL: 06.96; UNTIL MTR-NO: 320126	AVX 10 x 1075 AVX 10 x 1150 AVX 10 x 864 6 PK 1352 6 PK 2240 6 PK 1718 6 PK 2075 6 PK 2100 ZRK 1301 ZRK 1270 KT 1214 KT 1171 KT 1214 W1 KT 1171 W1
----------	-------	-----	---------------	---	---	---

2.4 D Syncro

2370 ccm	57 kW	AAB	10.92 - 09.98	PS ALT	UNTIL: 12.94 FROM CHA-NO.: 70-N-000001; - AC; - ENG-PTO	AVX 10 x 864 6 PK 1352
----------	-------	-----	---------------	-----------	--	---------------------------



VW

TRANSPORTER T4 Pritsche/Fahrgestell (70XD)

2.4 D Syncro

2370 ccm	57 kW	AAB	10.92 - 09.98	ALT	FROM CHA-NO.: 70-N-000001; + AC; - ENG-PTO	6 PK 2240
				ALT	FROM CHA-NO.: 70-N-000001; + ENG-PTO	6 PK 1718
				ALT	FROM CHA-NO.: 70-N-000001; 2. ALT; 2 ALT; + PTO	6 PK 2075
				HYD-P	FROM CHA-NO.: 70-X-140001; - ENG-PTO	6 PK 2100
				CAM		ZRK 1301
				INJ-P		ZRK 1270
				CAM	FROM MTR-NO: 320127	KT 1214
				CAM	UNTIL MTR-NO: 320126	KT 1171
				W-P; CAM	FROM: 07.96; FROM MTR-NO: 320127	KT 1214 W1
				W-P; CAM	UNTIL: 06.96; UNTIL MTR-NO: 320126	KT 1171 W1

2.5 TDI

2461 ccm	65 kW	AJT;AYY	05.98 - 04.03	ALT	2. ALT; 2 ALT	6 PK 2075
				ALT	FROM CHA-NO.: 70-XX13365;XH132970; + AC	6 PK 2215
				ALT	FROM CHA-NO.: X-; + AUTO-TM; - AC	6 PK 1751
				ALT	FROM CHA-NO.: X-; + MAN-TM; - AC	6 PK 1765
				ALT	UNTIL CHA-NO.: 70-XX133656;XH132969; + AC	6 PK 2240
				CAM		ZRK 1301
				INJ-P		ZRK 1238
				CAM		KT 1218
				CAM		KT 1302
				CAM		KT 1515
				W-P; CAM		KT 1218 W1

2.5 TDI

2461 ccm	75 kW	ACV;AUF;AYC	09.95 - 04.03	ALT	FROM CHA-NO.: 70-XX13365;XH132970; MTR-CODE: ACV;AHY;AJT;AUF; + AC	6 PK 2215
				ALT	FROM: 05.98; FROM CHA-NO.: X-; MTR-CODE: ACV;AHY;AJT;AUF; + AUTO-TM; - AC	6 PK 1751
				ALT	FROM: 05.98; FROM CHA-NO.: X-; MTR-CODE: ACV;AHY;AJT;AUF; + MAN-TM; - AC	6 PK 1765
				ALT	FROM: 09.00; MTR-CODE: AXG;AXG;AYC;AYY; - AC	6 PK 1695
				ALT	FROM: 09.00; MTR-CODE: AXG;AXG;AYC;AYY; + AC	6 PK 2170
				ALT	FROM: 09.00; MTR-CODE: AXG;AYC;AYY; OE-NO.: 074903137AS; 2. ALT; 2 ALT	6 PK 2075
				ALT	FROM: 09.00; MTR-CODE: AXG;AYC;AYY;AYY;AYC; - AC	6 PK 1751
				ALT	FROM: 09.00; MTR-CODE: AXG;AYC;AYY;AYY;AYC; + AC	6 PK 2215
				ALT	MTR-CODE: ACV;AHY;AJT;AUF; 2. ALT; 2 ALT	6 PK 2075
				ALT	UNTIL CHA-NO.: 70-XX133656;XH132969; MTR-CODE: ACV;AHY;AJT;AUF; + AC	6 PK 2240
				ALT	UNTIL: 04.98; UNTIL CHA-NO.: W-; MTR-CODE: ACV;AHY;AJT;AUF; - AC	6 PK 1765
				HYD-P	FROM: 09.00; MTR-CODE: AXG;AYC;AYY; OE-NO.: 074903137BB; 2. ALT; 2 ALT	6 PK 2065
				CAM		ZRK 1301
				INJ-P		ZRK 1238
				CAM		KT 1214
				CAM		KT 1302
				W-P; CAM		KT 1214 W1

2.5 TDI Syncro

2461 ccm	75 kW	ACV;AXL	05.98 - 04.03	ALT	2. ALT; 2 ALT	6 PK 2075
				ALT	FROM CHA-NO.: 70-XX13365;XH132970; + AC	6 PK 2215
				ALT	FROM CHA-NO.: X-; + AUTO-TM; - AC	6 PK 1751
				ALT	FROM CHA-NO.: X-; + MAN-TM; - AC	6 PK 1765
				ALT	UNTIL CHA-NO.: 70-XX133656;XH132969; + AC	6 PK 2240
				CAM		ZRK 1301
				INJ-P		ZRK 1238
				CAM		KT 1214
				CAM		KT 1302
				CAM		KT 1515
				CAM	MTR-CODE: ACV	KT 1442
				W-P; CAM	MTR-CODE: ACV	KT 1214 W1
				W-P; CAM	MTR-CODE: AXL	KT 1218 W1



VW

MULTIVAN T5 (7HM, 7HN, 7HF, 7EF, 7EM, 7EN)

2.0

1984 ccm	85 kW	AXA	11.03 -	ALT	- AC	6 PK 1125
				ALT	+ AC	6 DPK 1195
				CAM		ZRK 1216
				CAM		KT 1133

2.0 TSI

1984 ccm	150 kW	CJKA	05.11 -	W-P		ZRK 1585
----------	--------	------	---------	-----	--	----------

2.0 TSI 4motion

1984 ccm	150 kW	CJKA	07.11 -	W-P		ZRK 1585
----------	--------	------	---------	-----	--	----------

3.2 V6

3189 ccm	170 kW	BDL	02.04 -	ALT	- AC	6 PK 1265
				ALT	+ AC	6 DPK 1320

3.2 V6

3189 ccm	173 kW	BKK;CFLA	02.04 -	ALT	- AC	6 PK 1265
				ALT	+ AC	6 DPK 1320

3.2 V6 4motion

3189 ccm	173 kW	BKK;CFLA	07.04 -	ALT	- AC	6 PK 1265
				ALT	+ AC	6 DPK 1320

1.9 TDI

1896 ccm	62 kW	BRR	01.06 -	ALT	FROM CHA-NO.: 7H-6H079891; - AC	6 PK 1138
				ALT	FROM CHA-NO.: 7H-6H079891; + AC	6 DPK 1215
				ALT	FROM CHA-NO.: 7H-6X022357; - AC	6 PK 1138
				ALT	FROM CHA-NO.: 7H-6X022357; + AC	6 DPK 1215
				ALT	UNTIL CHA-NO.: 7H-6H079890; - AC	6 PK 1125
				ALT	UNTIL CHA-NO.: 7H-6H079890; + AC	6 DPK 1195
				ALT	UNTIL CHA-NO.: 7H-6X022356; - AC	6 PK 1125
				ALT	UNTIL CHA-NO.: 7H-6X022356; + AC	6 DPK 1195
				CAM		ZRK 1338
				CAM		KT 1237
				CAM		KT 1237 W2

1.9 TDI

1896 ccm	75 kW	BRS	06.06 -	ALT	FROM CHA-NO.: 7H-6H079891; - AC	6 PK 1138
				ALT	FROM CHA-NO.: 7H-6H079891; + AC	6 DPK 1215
				ALT	FROM CHA-NO.: 7H-6X022357; - AC	6 PK 1138
				ALT	FROM CHA-NO.: 7H-6X022357; + AC	6 DPK 1215
				ALT	UNTIL CHA-NO.: 7H-6H079890; - AC	6 PK 1125
				ALT	UNTIL CHA-NO.: 7H-6H079890; + AC	6 DPK 1195
				ALT	UNTIL CHA-NO.: 7H-6X022356; - AC	6 PK 1125
				ALT	UNTIL CHA-NO.: 7H-6X022356; + AC	6 DPK 1195
				W-P; CAM		ZRK 1338
				W-P; CAM		KT 1237
				W-P; CAM		KT 1237 W2

1.9 TDI

1896 ccm	77 kW	AXB	04.03 -	ALT	FROM CHA-NO.: 7H-6H079891; - AC	6 PK 1138
				ALT	FROM CHA-NO.: 7H-6H079891; + AC	6 DPK 1215
				ALT	FROM CHA-NO.: 7H-6X022357; - AC	6 PK 1138
				ALT	FROM CHA-NO.: 7H-6X022357; + AC	6 DPK 1215
				ALT	UNTIL CHA-NO.: 7H-6H079890; - AC	6 PK 1125
				ALT	UNTIL CHA-NO.: 7H-6H079890; + AC	6 DPK 1195
				ALT	UNTIL CHA-NO.: 7H-6X022356; - AC	6 PK 1125
				ALT	UNTIL CHA-NO.: 7H-6X022356; + AC	6 DPK 1195
				W-P; CAM		ZRK 1338
				W-P; CAM		KT 1237
				W-P; CAM		KT 1237 W2

2.0 TDI

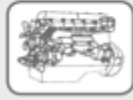
1968 ccm	62 kW	CAAA	09.09 -	ALT	- AC	6 PK 1078
				ALT	+ AC	6 PK 1555
				CAM	MTR-CODE: CAAA;CAAB;CAAC;CAAE;CCHA;CCHB;CFCA	ZRK 1572

2.0 TDI

1968 ccm	75 kW	CAAB	09.09 -	ALT	- AC	6 PK 1078
				ALT	+ AC	6 PK 1555
				CAM	MTR-CODE: CAAA;CAAB;CAAC;CAAE;CCHA;CCHB;CFCA	ZRK 1572

2.0 TDI

1968 ccm	84 kW	CAAD	05.11 -	CAM		ZRK 1572
----------	-------	------	---------	-----	--	----------



VW

MULTIVAN T5 (7HM, 7HN, 7HF, 7EF, 7EM, 7EN)

2.0 TDI

1968 ccm	103 kW	CAAC;CCHA	09.09 -	ALT	- AC	6 PK 1078
				ALT	+ AC	6 PK 1555
				CAM	MTR-CODE: CAAA;CAAB;CAAC;CAAE;CCHA;CCHB;CFCA	ZRK 1572

2.0 TDI 4motion

1968 ccm	103 kW	CAAC;CCHA	09.09 -	ALT	- AC	6 PK 1078
				ALT	+ AC	6 PK 1555
				CAM	MTR-CODE: CAAA;CAAB;CAAC;CAAE;CCHA;CCHB;CFCA	ZRK 1572

2.0 BiTDI

1968 ccm	132 kW	CFCA	09.09 -	ALT	- AC	6 PK 1078
				ALT	+ AC	6 PK 1555
				CAM	MTR-CODE: CAAA;CAAB;CAAC;CAAE;CCHA;CCHB;CFCA	ZRK 1572

2.0 BiTDI 4motion

1968 ccm	132 kW	CFCA	09.09 -	ALT	- AC	6 PK 1078
				ALT	+ AC	6 PK 1555
				CAM	MTR-CODE: CAAA;CAAB;CAAC;CAAE;CCHA;CCHB;CFCA	ZRK 1572

TRANSPORTER T5 Bus (7HB, 7HJ, 7EB, 7EJ, 7EF)

2.0

1984 ccm	85 kW	AXA	11.03 -	ALT	- AC	6 PK 1125
				ALT	+ AC	6 DPK 1195
				ALT	FROM: 09.09; - AC	6 PK 1125
				ALT	FROM: 09.09; + AC	6 DPK 1195
				ALT	MOD: Shuttle/Eurovan; - AC	6 PK 1125
				ALT	MOD: Shuttle/Eurovan; + AC	6 DPK 1195
				CAM		ZRK 1216
				CAM		KT 1133

2.0 TSI

1984 ccm	150 kW	CJKA	05.11 -	W-P		ZRK 1585
----------	--------	------	---------	-----	--	-----------------

2.0 TSI 4motion

1984 ccm	150 kW	CJKA	07.11 -	W-P		ZRK 1585
----------	--------	------	---------	-----	--	-----------------

3.2 V6

3189 ccm	170 kW	BDL	02.04 -	ALT	- AC	6 PK 1265
				ALT	+ AC	6 DPK 1320
				ALT	MOD: Shuttle/Eurovan; - AC	6 PK 1265
				ALT	MOD: Shuttle/Eurovan; + AC	6 DPK 1320

3.2 V6

3189 ccm	173 kW	BKK;CFLA	02.04 -	ALT	MOD: Shuttle/Eurovan; - AC	6 PK 1265
				ALT	MOD: Shuttle/Eurovan; + AC	6 DPK 1320

3.2 V6 4motion

3189 ccm	173 kW	BKK;CFLA	11.03 -	ALT	FROM: 05.08; MTR-CODE: BKK; - AC	6 PK 1265
				ALT	FROM: 05.08; MTR-CODE: BKK; + AC	6 DPK 1320
				ALT	MTR-CODE: BKK; MOD: Shuttle/Eurovan; - AC	6 PK 1265
				ALT	MTR-CODE: BKK; MOD: Shuttle/Eurovan; + AC	6 DPK 1320

1.9 TDI

1896 ccm	62 kW	BRR	01.06 -	ALT	FROM CHA-NO.: 7H-6H079891; MTR-CODE: AXB;AXC;BRR;BRS; - AC	6 PK 1138
				ALT	FROM CHA-NO.: 7H-6H079891; MTR-CODE: AXB;AXC;BRR;BRS; + AC	6 DPK 1215
				ALT	FROM CHA-NO.: 7H-6X022357; MTR-CODE: AXB;AXC;BRR;BRS; - AC	6 PK 1138
				ALT	FROM CHA-NO.: 7H-6X022357; MTR-CODE: AXB;AXC;BRR;BRS; + AC	6 DPK 1215
				ALT	FROM: 06.06; FROM CHA-NO.: 7H-6H079891; MTR-CODE: BRR; - AC	6 PK 1138
				ALT	FROM: 06.06; FROM CHA-NO.: 7H-6H079891; MTR-CODE: BRR; + AC	6 DPK 1215
				ALT	FROM: 06.06; FROM CHA-NO.: 7H-6X022357; MTR-CODE: BRR; - AC	6 PK 1138
				ALT	FROM: 06.06; FROM CHA-NO.: 7H-6X022357; MTR-CODE: BRR; + AC	6 DPK 1215
				ALT	FROM: 06.06; UNTIL CHA-NO.: 7H-6H079890; MTR-CODE: BRR; - AC	6 PK 1125
				ALT	FROM: 06.06; UNTIL CHA-NO.: 7H-6H079890; MTR-CODE: BRR; + AC	6 DPK 1195



VW

TRANSPORTER T5 Bus (7HB, 7HJ, 7EB, 7EJ, 7EF)

1.9 TDI						
1896 ccm	62 kW	BRR	01.06 -	ALT	FROM: 06.06; UNTIL CHA-NO.: 7H-6X022356; MTR-CODE: BRR; - AC	6 PK 1125
				ALT	FROM: 06.06; UNTIL CHA-NO.: 7H-6X022356; MTR-CODE: BRR; + AC	6 DPK 1195
				ALT	UNTIL CHA-NO.: 7H-6H079890; MTR-CODE: AXB;AXC;BRR;BRS; - AC	6 PK 1125
				ALT	UNTIL CHA-NO.: 7H-6H079890; MTR-CODE: AXB;AXC;BRR;BRS; + AC	6 DPK 1195
				ALT	UNTIL CHA-NO.: 7H-6X022356; MTR-CODE: AXB;AXC;BRR;BRS; - AC	6 PK 1125
				ALT	UNTIL CHA-NO.: 7H-6X022356; MTR-CODE: AXB;AXC;BRR;BRS; + AC	6 DPK 1195
				W-P; CAM		ZRK 1338
				W-P; CAM		KT 1237
				W-P; CAM		KT 1237 W2
1.9 TDI						
1896 ccm	63 kW	AXC	04.03 -	ALT	FROM CHA-NO.: 7H-6H079891; MTR-CODE: AXB;AXC; MOD: Shuttle/Eurovan; - AC	6 PK 1138
				ALT	FROM CHA-NO.: 7H-6H079891; MTR-CODE: AXB;AXC; MOD: Shuttle/Eurovan; + AC	6 DPK 1215
				ALT	FROM CHA-NO.: 7H-6H079891; MTR-CODE: AXB;AXC;BRR;BRS; - AC	6 PK 1138
				ALT	FROM CHA-NO.: 7H-6H079891; MTR-CODE: AXB;AXC;BRR;BRS; + AC	6 DPK 1215
				ALT	FROM CHA-NO.: 7H-6H079891; MTR-CODE: AXC; - AC	6 PK 1138
				ALT	FROM CHA-NO.: 7H-6H079891; MTR-CODE: AXC; + AC	6 DPK 1215
				ALT	FROM CHA-NO.: 7H-6X022357; MTR-CODE: AXB;AXC; MOD: Shuttle/Eurovan; - AC	6 PK 1138
				ALT	FROM CHA-NO.: 7H-6X022357; MTR-CODE: AXB;AXC; MOD: Shuttle/Eurovan; + AC	6 DPK 1215
				ALT	FROM CHA-NO.: 7H-6X022357; MTR-CODE: AXB;AXC;BRR;BRS; - AC	6 PK 1138
				ALT	FROM CHA-NO.: 7H-6X022357; MTR-CODE: AXB;AXC;BRR;BRS; + AC	6 DPK 1215
				ALT	FROM CHA-NO.: 7H-6X022357; MTR-CODE: AXC; - AC	6 PK 1138
				ALT	FROM CHA-NO.: 7H-6X022357; MTR-CODE: AXC; + AC	6 DPK 1215
				ALT	UNTIL CHA-NO.: 7H-6H079890; MTR-CODE: AXB;AXC; MOD: Shuttle/Eurovan; - AC	6 PK 1125
				ALT	UNTIL CHA-NO.: 7H-6H079890; MTR-CODE: AXB;AXC; MOD: Shuttle/Eurovan; + AC	6 DPK 1195
				ALT	UNTIL CHA-NO.: 7H-6H079890; MTR-CODE: AXB;AXC;BRR;BRS; - AC	6 PK 1125
				ALT	UNTIL CHA-NO.: 7H-6H079890; MTR-CODE: AXB;AXC;BRR;BRS; + AC	6 DPK 1195
				ALT	UNTIL CHA-NO.: 7H-6H079890; MTR-CODE: AXC; - AC	6 PK 1125
				ALT	UNTIL CHA-NO.: 7H-6H079890; MTR-CODE: AXC; + AC	6 DPK 1195
				ALT	UNTIL CHA-NO.: 7H-6X022356; MTR-CODE: AXB;AXC; MOD: Shuttle/Eurovan; - AC	6 PK 1125
				ALT	UNTIL CHA-NO.: 7H-6X022356; MTR-CODE: AXB;AXC; MOD: Shuttle/Eurovan; + AC	6 DPK 1195
				ALT	UNTIL CHA-NO.: 7H-6X022356; MTR-CODE: AXB;AXC;BRR;BRS; - AC	6 PK 1125
				ALT	UNTIL CHA-NO.: 7H-6X022356; MTR-CODE: AXB;AXC;BRR;BRS; + AC	6 DPK 1195
				ALT	UNTIL CHA-NO.: 7H-6X022356; MTR-CODE: AXC; - AC	6 PK 1125
				ALT	UNTIL CHA-NO.: 7H-6X022356; MTR-CODE: AXC; + AC	6 DPK 1195
				W-P; CAM		ZRK 1338
				W-P; CAM		KT 1237
				W-P; CAM		KT 1237 W2
1.9 TDI						
1896 ccm	75 kW	BRS	06.06 -	ALT	FROM CHA-NO.: 7H-6H079891; MTR-CODE: AXB;AXC;BRR;BRS; - AC	6 PK 1138
				ALT	FROM CHA-NO.: 7H-6H079891; MTR-CODE: AXB;AXC;BRR;BRS; + AC	6 DPK 1215



VW

TRANSPORTER T5 Bus (7HB, 7HJ, 7EB, 7EJ, 7EF)

1.9 TDI

1896 ccm	75 kW	BRS	06.06 -	ALT	FROM CHA-NO.: 7H-6H079891; MTR-CODE: BRS; - AC	6 PK 1138
				ALT	FROM CHA-NO.: 7H-6H079891; MTR-CODE: BRS; + AC	6 DPK 1215
				ALT	FROM CHA-NO.: 7H-6X022357; MTR-CODE: AXB;AXC;BRR;BRS; - AC	6 PK 1138
				ALT	FROM CHA-NO.: 7H-6X022357; MTR-CODE: AXB;AXC;BRR;BRS; + AC	6 DPK 1215
				ALT	FROM CHA-NO.: 7H-6X022357; MTR-CODE: BRS; - AC	6 PK 1138
				ALT	FROM CHA-NO.: 7H-6X022357; MTR-CODE: BRS; + AC	6 DPK 1215
				ALT	UNTIL CHA-NO.: 7H-6H079890; MTR-CODE: AXB;AXC;BRR;BRS; - AC	6 PK 1125
				ALT	UNTIL CHA-NO.: 7H-6H079890; MTR-CODE: AXB;AXC;BRR;BRS; + AC	6 DPK 1195
				ALT	UNTIL CHA-NO.: 7H-6H079890; MTR-CODE: BRS; - AC	6 PK 1125
				ALT	UNTIL CHA-NO.: 7H-6H079890; MTR-CODE: BRS; + AC	6 DPK 1195
				ALT	UNTIL CHA-NO.: 7H-6X022356; MTR-CODE: AXB;AXC;BRR;BRS; - AC	6 PK 1125
				ALT	UNTIL CHA-NO.: 7H-6X022356; MTR-CODE: AXB;AXC;BRR;BRS; + AC	6 DPK 1195
				ALT	UNTIL CHA-NO.: 7H-6X022356; MTR-CODE: BRS; - AC	6 PK 1125
				ALT	UNTIL CHA-NO.: 7H-6X022356; MTR-CODE: BRS; + AC	6 DPK 1195
				W-P; CAM		ZRK 1338
				W-P; CAM		KT 1237
				W-P; CAM		KT 1237 W2

1.9 TDI

1896 ccm	77 kW	AXB	04.03 -	ALT	FROM CHA-NO.: 7H-6H079891; MTR-CODE: AXB;AXC; MOD: Shuttle/Eurovan; - AC	6 PK 1138
				ALT	FROM CHA-NO.: 7H-6H079891; MTR-CODE: AXB;AXC; MOD: Shuttle/Eurovan; + AC	6 DPK 1215
				ALT	FROM CHA-NO.: 7H-6H079891; MTR-CODE: AXB;AXC;BRR;BRS; - AC	6 PK 1138
				ALT	FROM CHA-NO.: 7H-6H079891; MTR-CODE: AXB;AXC;BRR;BRS; + AC	6 DPK 1215
				ALT	FROM CHA-NO.: 7H-6X022357; MTR-CODE: AXB;AXC; MOD: Shuttle/Eurovan; - AC	6 PK 1138
				ALT	FROM CHA-NO.: 7H-6X022357; MTR-CODE: AXB;AXC; MOD: Shuttle/Eurovan; + AC	6 DPK 1215
				ALT	FROM CHA-NO.: 7H-6X022357; MTR-CODE: AXB;AXC;BRR;BRS; - AC	6 PK 1138
				ALT	FROM CHA-NO.: 7H-6X022357; MTR-CODE: AXB;AXC;BRR;BRS; + AC	6 DPK 1215
				ALT	FROM: 05.08; MTR-CODE: AXB; - AC	6 PK 1138
				ALT	FROM: 05.08; MTR-CODE: AXB; + AC	6 DPK 1215
				ALT	UNTIL CHA-NO.: 7H-6H079890; MTR-CODE: AXB;AXC; MOD: Shuttle/Eurovan; - AC	6 PK 1125
				ALT	UNTIL CHA-NO.: 7H-6H079890; MTR-CODE: AXB;AXC; MOD: Shuttle/Eurovan; + AC	6 DPK 1195
				ALT	UNTIL CHA-NO.: 7H-6H079890; MTR-CODE: AXB;AXC;BRR;BRS; - AC	6 PK 1125
				ALT	UNTIL CHA-NO.: 7H-6H079890; MTR-CODE: AXB;AXC;BRR;BRS; + AC	6 DPK 1195
				ALT	UNTIL CHA-NO.: 7H-6X022356; MTR-CODE: AXB;AXC; MOD: Shuttle/Eurovan; - AC	6 PK 1125
				ALT	UNTIL CHA-NO.: 7H-6X022356; MTR-CODE: AXB;AXC; MOD: Shuttle/Eurovan; + AC	6 DPK 1195
				ALT	UNTIL CHA-NO.: 7H-6X022356; MTR-CODE: AXB;AXC;BRR;BRS; - AC	6 PK 1125
				ALT	UNTIL CHA-NO.: 7H-6X022356; MTR-CODE: AXB;AXC;BRR;BRS; + AC	6 DPK 1195
				W-P; CAM		ZRK 1338
				W-P; CAM		KT 1237
				W-P; CAM		KT 1237 W2

2.0 TDI

1968 ccm	62 kW	CAAA	09.09 -	ALT	MTR-CODE: CAAA; - AC	6 PK 1078
				ALT	MTR-CODE: CAAA; + AC	6 PK 1555
				ALT	MTR-CODE: CAAA;CAAB;CAAC; - AC	6 PK 1078



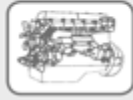
VW

TRANSPORTER T5 Bus (7HB, 7HJ, 7EB, 7EJ, 7EF)

2.0 TDI							
1968 ccm	62 kW	CAAA	09.09 -	ALT CAM	MTR-CODE: CAAA;CAAB;CAAC; + AC MTR-CODE: CAAA;CAAB;CAAC;CAAE;CCHA;CCHB;CFCA	6 PK 1555 ZRK 1572	
2.0 TDI							
1968 ccm	75 kW	CAAB	09.09 -	ALT ALT ALT ALT CAM	MTR-CODE: CAAA;CAAB;CAAC; - AC MTR-CODE: CAAA;CAAB;CAAC; + AC MTR-CODE: CAAB; - AC MTR-CODE: CAAB; + AC MTR-CODE: CAAA;CAAB;CAAC;CAAE;CCHA;CCHB;CFCA	6 PK 1078 6 PK 1555 6 PK 1078 6 PK 1555 ZRK 1572	
2.0 TDI							
1968 ccm	84 kW	CAAD	05.11 -	CAM		ZRK 1572	
2.0 TDI							
1968 ccm	103 kW	CAAC;CCHA	09.09 -	ALT ALT ALT ALT ALT CAM	MTR-CODE: CAAA;CAAB;CAAC; - AC MTR-CODE: CAAA;CAAB;CAAC; + AC MTR-CODE: CAAC;CCHA; - AC MTR-CODE: CAAC;CCHA; + AC MTR-CODE: CCHA;CFCA; - AC MTR-CODE: CCHA;CFCA; + AC MTR-CODE: CAAA;CAAB;CAAC;CAAE;CCHA;CCHB;CFCA	6 PK 1078 6 PK 1555 6 PK 1078 6 PK 1555 6 PK 1078 6 PK 1555 ZRK 1572	
2.0 TDI 4motion							
1968 ccm	103 kW	CAAC;CCHA	09.09 -	ALT ALT ALT ALT ALT CAM	MTR-CODE: CAAA;CAAB;CAAC; - AC MTR-CODE: CAAA;CAAB;CAAC; + AC MTR-CODE: CAAC;CCHA; - AC MTR-CODE: CAAC;CCHA; + AC MTR-CODE: CCHA;CFCA; - AC MTR-CODE: CCHA;CFCA; + AC MTR-CODE: CAAA;CAAB;CAAC;CAAE;CCHA;CCHB;CFCA	6 PK 1078 6 PK 1555 6 PK 1078 6 PK 1555 6 PK 1078 6 PK 1555 ZRK 1572	
2.0 BitDI							
1968 ccm	132 kW	CFCA	09.09 -	ALT ALT ALT ALT CAM	MTR-CODE: CCHA;CFCA; - AC MTR-CODE: CCHA;CFCA; + AC MTR-CODE: CFCA; - AC MTR-CODE: CFCA; + AC MTR-CODE: CAAA;CAAB;CAAC;CAAE;CCHA;CCHB;CFCA	6 PK 1078 6 PK 1555 6 PK 1078 6 PK 1555 ZRK 1572	
2.0 BitDI 4motion							
1968 ccm	132 kW	CFCA	09.09 -	ALT ALT ALT ALT CAM	MTR-CODE: CCHA;CFCA; - AC MTR-CODE: CCHA;CFCA; + AC MTR-CODE: CFCA; - AC MTR-CODE: CFCA; + AC MTR-CODE: CAAA;CAAB;CAAC;CAAE;CCHA;CCHB;CFCA	6 PK 1078 6 PK 1555 6 PK 1078 6 PK 1555 ZRK 1572	

TRANSPORTER T5 Kasten (7HA, 7HH, 7EA, 7EH)

2.0							
1984 ccm	85 kW	AXA	11.03 -	ALT ALT CAM CAM	- AC + AC	6 PK 1125 6 DPK 1195 ZRK 1216 KT 1133	
2.0 TSI							
1984 ccm	150 kW	CJKA	05.11 -	W-P		ZRK 1585	
2.0 TSI 4motion							
1984 ccm	150 kW	CJKA	07.11 -	W-P		ZRK 1585	
3.2 V6							
3189 ccm	170 kW	BDL	04.03 -	ALT ALT	FROM: 11.03; - AC FROM: 11.03; + AC	6 PK 1265 6 DPK 1320	
3.2 V6							
3189 ccm	173 kW	BKK;CFLA	02.04 -	ALT ALT	- AC + AC	6 PK 1265 6 DPK 1320	
3.2 4motion							
3189 ccm	173 kW	BKK;CFLA	11.03 -	ALT ALT	- AC + AC	6 PK 1265 6 DPK 1320	
1.9 TDI							
1896 ccm	62 kW	BRR	01.06 -	ALT ALT	FROM CHA-NO.: 7H-6H079891; - AC FROM CHA-NO.: 7H-6H079891; + AC	6 PK 1138 6 DPK 1215	



VW

TRANSPORTER T5 Kasten (7HA, 7HH, 7EA, 7EH)

1.9 TDI

1896 ccm	62 kW	BRR	01.06 -	ALT	FROM CHA-NO.: 7H-6X022357; - AC	6 PK 1138
				ALT	FROM CHA-NO.: 7H-6X022357; + AC	6 DPK 1215
				ALT	UNTIL CHA-NO.: 7H-6H079890; - AC	6 PK 1125
				ALT	UNTIL CHA-NO.: 7H-6H079890; + AC	6 DPK 1195
				ALT	UNTIL CHA-NO.: 7H-6X022356; - AC	6 PK 1125
				ALT	UNTIL CHA-NO.: 7H-6X022356; + AC	6 DPK 1195
				W-P; CAM		ZRK 1338
				W-P; CAM		KT 1237
				W-P; CAM		KT 1237 W2

1.9 TDI

1896 ccm	63 kW	AXC	04.03 -	ALT	FROM CHA-NO.: 7H-6H079891; - AC	6 PK 1138
				ALT	FROM CHA-NO.: 7H-6H079891; + AC	6 DPK 1215
				ALT	FROM CHA-NO.: 7H-6X022357; - AC	6 PK 1138
				ALT	FROM CHA-NO.: 7H-6X022357; + AC	6 DPK 1215
				ALT	UNTIL CHA-NO.: 7H-6H079890; - AC	6 PK 1125
				ALT	UNTIL CHA-NO.: 7H-6H079890; + AC	6 DPK 1195
				ALT	UNTIL CHA-NO.: 7H-6X022356; - AC	6 PK 1125
				ALT	UNTIL CHA-NO.: 7H-6X022356; + AC	6 DPK 1195
				W-P; CAM		ZRK 1338
				W-P; CAM		KT 1237
				W-P; CAM		KT 1237 W2

1.9 TDI

1896 ccm	75 kW	BRS	06.06 -	ALT	FROM CHA-NO.: 7H-6H079891; - AC	6 PK 1138
				ALT	FROM CHA-NO.: 7H-6H079891; + AC	6 DPK 1215
				ALT	FROM CHA-NO.: 7H-6X022357; - AC	6 PK 1138
				ALT	FROM CHA-NO.: 7H-6X022357; + AC	6 DPK 1215
				ALT	UNTIL CHA-NO.: 7H-6H079890; - AC	6 PK 1125
				ALT	UNTIL CHA-NO.: 7H-6H079890; + AC	6 DPK 1195
				ALT	UNTIL CHA-NO.: 7H-6X022356; - AC	6 PK 1125
				ALT	UNTIL CHA-NO.: 7H-6X022356; + AC	6 DPK 1195
				W-P; CAM		ZRK 1338
				W-P; CAM		KT 1237
				W-P; CAM		KT 1237 W2

1.9 TDI

1896 ccm	77 kW	AXB	04.03 -	ALT	FROM CHA-NO.: 7H-6H079891; - AC	6 PK 1138
				ALT	FROM CHA-NO.: 7H-6H079891; + AC	6 DPK 1215
				ALT	FROM CHA-NO.: 7H-6X022357; - AC	6 PK 1138
				ALT	FROM CHA-NO.: 7H-6X022357; + AC	6 DPK 1215
				ALT	UNTIL CHA-NO.: 7H-6H079890; - AC	6 PK 1125
				ALT	UNTIL CHA-NO.: 7H-6H079890; + AC	6 DPK 1195
				ALT	UNTIL CHA-NO.: 7H-6X022356; - AC	6 PK 1125
				ALT	UNTIL CHA-NO.: 7H-6X022356; + AC	6 DPK 1195
				W-P; CAM		ZRK 1338
				W-P; CAM		KT 1237
				W-P; CAM		KT 1237 W2

2.0 TDI

1968 ccm	62 kW	CAAA	09.09 -	ALT	- AC	6 PK 1078
				ALT	+ AC	6 PK 1555
				CAM	MTR-CODE: CAAA;CAAB;CAAC;CAAE;CCHA;CCHB;CFCA	ZRK 1572

2.0 TDI

1968 ccm	75 kW	CAAB	09.09 -	ALT	- AC	6 PK 1078
				ALT	+ AC	6 PK 1555
				CAM	MTR-CODE: CAAA;CAAB;CAAC;CAAE;CCHA;CCHB;CFCA	ZRK 1572

2.0 TDI

1968 ccm	84 kW	CAAD	05.11 -	CAM		ZRK 1572
----------	-------	------	---------	-----	--	----------

2.0 TDI

1968 ccm	103 kW	CAAC;CCHA	09.09 -	ALT	MTR-CODE: CAAA;CAAB;CAAC; - AC	6 PK 1078
				ALT	MTR-CODE: CAAA;CAAB;CAAC; + AC	6 PK 1555
				ALT	MTR-CODE: CCHA;CFCA; - AC	6 PK 1078
				ALT	MTR-CODE: CCHA;CFCA; + AC	6 PK 1555
				CAM	MTR-CODE: CAAA;CAAB;CAAC;CAAE;CCHA;CCHB;CFCA	ZRK 1572

2.0 TDI 4motion

1968 ccm	103 kW	CAAC;CCHA	09.09 -	ALT	MTR-CODE: CAAA;CAAB;CAAC; - AC	6 PK 1078
----------	--------	-----------	---------	-----	--------------------------------	-----------



VW

TRANSPORTER T5 Kasten (7HA, 7HH, 7EA, 7EH)

2.0 TDI 4motion

1968 ccm	103 kW	CAAC;CCHA	09.09 -	ALT	MTR-CODE: CAAA;CAAB;CAAC; + AC	6 PK 1555
				ALT	MTR-CODE: CCHA;CFCA; - AC	6 PK 1078
				ALT	MTR-CODE: CCHA;CFCA; + AC	6 PK 1555
				CAM	MTR-CODE: CAAA;CAAB;CAAC;CAAE;CCHA;CCHB;OFCA	ZRK 1572

2.0 BITDI

1968 ccm	132 kW	CFCA	09.09 -	ALT	- AC	6 PK 1078
				ALT	+ AC	6 PK 1555
				CAM	MTR-CODE: CAAA;CAAB;CAAC;CAAE;CCHA;CCHB;CFCA	ZRK 1572

2.0 BitDI 4motion

1968 ccm	132 kW	CFCA	09.09 -	ALT	- AC	6 PK 1078
				ALT	+ AC	6 PK 1555
				CAM	MTR-CODE: CAAA;CAAB;CAAC;CAAE;CCHA;CCHB;CFCA	ZRK 1572

TRANSPORTER T5 Pritsche/Fahrgestell (7JD, 7JE, 7JL, 7JY, 7JZ)

2.0

1984 ccm	85 kW	AXA	11.03 -	ALT	- AC	6 PK 1125
				ALT	+ AC	6 DPK 1195
				CAM		ZRK 1216
				CAM		KT 1133

3.2 V6

3189 ccm	170 kW	BDL	02.04 -	ALT	- AC	6 PK 1265
				ALT	+ AC	6 DPK 1320

1.9 TDI

1896 ccm	62 kW	BRR	01.06 -	ALT	FROM CHA-NO.: 7H-6H079891; - AC	6 PK 1138
				ALT	FROM CHA-NO.: 7H-6H079891; + AC	6 DPK 1215
				ALT	FROM CHA-NO.: 7H-6X022357; - AC	6 PK 1138
				ALT	FROM CHA-NO.: 7H-6X022357; + AC	6 DPK 1215
				ALT	UNTIL CHA-NO.: 7H-6H079890; - AC	6 PK 1125
				ALT	UNTIL CHA-NO.: 7H-6H079890; + AC	6 DPK 1195
				ALT	UNTIL CHA-NO.: 7H-6X022356; - AC	6 PK 1125
				ALT	UNTIL CHA-NO.: 7H-6X022356; + AC	6 DPK 1195
				W-P; CAM		ZRK 1338
				W-P; CAM		KT 1237
				W-P; CAM		KT 1237 W2

1.9 TDI

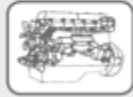
1896 ccm	63 kW	AXC	04.03 -	ALT	FROM CHA-NO.: 7H-6H079891; - AC	6 PK 1138
				ALT	FROM CHA-NO.: 7H-6H079891; + AC	6 DPK 1215
				ALT	FROM CHA-NO.: 7H-6X022357; - AC	6 PK 1138
				ALT	FROM CHA-NO.: 7H-6X022357; + AC	6 DPK 1215
				ALT	UNTIL CHA-NO.: 7H-6H079890; - AC	6 PK 1125
				ALT	UNTIL CHA-NO.: 7H-6H079890; + AC	6 DPK 1195
				ALT	UNTIL CHA-NO.: 7H-6X022356; - AC	6 PK 1125
				ALT	UNTIL CHA-NO.: 7H-6X022356; + AC	6 DPK 1195
				W-P; CAM		ZRK 1338
				W-P; CAM		KT 1237
				W-P; CAM		KT 1237 W2

1.9 TDI

1896 ccm	75 kW	BRS	06.06 -	ALT	FROM CHA-NO.: 7H-6H079891; - AC	6 PK 1138
				ALT	FROM CHA-NO.: 7H-6H079891; + AC	6 DPK 1215
				ALT	FROM CHA-NO.: 7H-6X022357; - AC	6 PK 1138
				ALT	FROM CHA-NO.: 7H-6X022357; + AC	6 DPK 1215
				ALT	UNTIL CHA-NO.: 7H-6H079890; - AC	6 PK 1125
				ALT	UNTIL CHA-NO.: 7H-6H079890; + AC	6 DPK 1195
				ALT	UNTIL CHA-NO.: 7H-6X022356; - AC	6 PK 1125
				ALT	UNTIL CHA-NO.: 7H-6X022356; + AC	6 DPK 1195
				W-P; CAM		ZRK 1338
				W-P; CAM		KT 1237
				W-P; CAM		KT 1237 W2

1.9 TDI

1896 ccm	77 kW	AXB	04.03 -	ALT	FROM CHA-NO.: 7H-6H079891; - AC	6 PK 1138
				ALT	FROM CHA-NO.: 7H-6H079891; + AC	6 DPK 1215
				ALT	FROM CHA-NO.: 7H-6X022357; - AC	6 PK 1138
				ALT	FROM CHA-NO.: 7H-6X022357; + AC	6 DPK 1215
				ALT	UNTIL CHA-NO.: 7H-6H079890; - AC	6 PK 1125



VW

TRANSPORTER T5 Pritsche/Fahrgestell (7JD, 7JE, 7JL, 7JY, 7JZ)

1.9 TDI

1896 ccm	77 kW	AXB	04.03 -	ALT	UNTIL CHA-NO.: 7H-6H079890; + AC	6 DPK 1195
				ALT	UNTIL CHA-NO.: 7H-6X022356; - AC	6 PK 1125
				ALT	UNTIL CHA-NO.: 7H-6X022356; + AC	6 DPK 1195
				W-P; CAM		ZRK 1338
				W-P; CAM		KT 1237
				W-P; CAM		KT 1237 W2

2.0 TDI

1968 ccm	62 kW	CAAA	09.09 -	ALT	- AC	6 PK 1078
				ALT	+ AC	6 PK 1555
				CAM	MTR-CODE: CAAA;CAAB;CAAC;CAAE;CCHA;CCHB;CFCA	ZRK 1572

2.0 TDI

1968 ccm	75 kW	CAAB	09.09 -	ALT	- AC	6 PK 1078
				ALT	+ AC	6 PK 1555
				CAM	MTR-CODE: CAAA;CAAB;CAAC;CAAE;CCHA;CCHB;CFCA	ZRK 1572

2.0 TDI

1968 ccm	84 kW	CAAD	05.11 -	CAM		ZRK 1572
----------	-------	------	---------	-----	--	----------

2.0 TDI

1968 ccm	103 kW	CAAC	09.09 -	ALT	MTR-CODE: CAAA;CAAB;CAAC; - AC	6 PK 1078
				ALT	MTR-CODE: CAAA;CAAB;CAAC; + AC	6 PK 1555
				ALT	MTR-CODE: CCHA;CFCA; - AC	6 PK 1078
				ALT	MTR-CODE: CCHA;CFCA; + AC	6 PK 1555
				CAM	MTR-CODE: CAAA;CAAB;CAAC;CAAE;CCHA;CCHB;CFCA	ZRK 1572

2.0 TDI 4motion

1968 ccm	103 kW	CAAC	09.09 -	ALT	MTR-CODE: CAAA;CAAB;CAAC; - AC	6 PK 1078
				ALT	MTR-CODE: CAAA;CAAB;CAAC; + AC	6 PK 1555
				ALT	MTR-CODE: CCHA;CFCA; - AC	6 PK 1078
				ALT	MTR-CODE: CCHA;CFCA; + AC	6 PK 1555
				CAM	MTR-CODE: CAAA;CAAB;CAAC;CAAE;CCHA;CCHB;CFCA	ZRK 1572
				W-P		ZRK 1585

2.0 BiTDI

1968 ccm	132 kW	CFCA	09.09 -	ALT	- AC	6 PK 1078
				ALT	+ AC	6 PK 1555
				CAM	MTR-CODE: CAAA;CAAB;CAAC;CAAE;CCHA;CCHB;CFCA	ZRK 1572

2.0 BiTDI 4motion

1968 ccm	132 kW	CFCA	09.09 -	ALT	- AC	6 PK 1078
				ALT	+ AC	6 PK 1555
				CAM	MTR-CODE: CAAA;CAAB;CAAC;CAAE;CCHA;CCHB;CFCA	ZRK 1572



HERSTELLER-TEILENUMMERN
OE PART NUMBERS
RÉFÉRENCES
REFERENCIA ORIGINAL

passend für to fit



Teilenummer Part number	Abmessung Dimension
----------------------------	------------------------

ACURA

56992PV0003 4 PK 735

AGCO

X69661240000	AVX 10 x 1340
X69661260000	AVX 10 x 1310
X69661260200	AVX 10 x 1310
X69661310100	AVX 10 x 825
X69661380100	AVX 10 x 900
X69661390100	AVX 10 x 1215
X69661460100	AVX 10 x 1050
X69661500200	AVX 10 x 1175
X69661520000	AVX 10 x 1200
X69661530100	AVX 10 x 1350
X69661530100	AVX 10 x 1350 TM
X69661540100	AVX 10 x 1225
X69661560100	AVX 10 x 1275
X69661570400	AVX 10 x 1425
X69661610200	AVX 10 x 685
X69661620100	AVX 10 x 1325
X69661630000	AVX 10 x 750
X69661680000	AVX 10 x 1375
X69661780000	AVX 10 x 950
X69661790000	AVX 10 x 1250
X69661920000	AVX 13 x 1100 TM
X69662280000	AVX 13 x 725
X69662290000	AVX 13 x 775
X69662300000	AVX 13 x 865
X69662320000	AVX 13 x 900
X69662320000	AVX 13 x 900 TM
X69662330000	AVX 13 x 918
X69662340000	AVX 13 x 975
X69662340000	AVX 13 x 975 TM
X69662360000	AVX 13 x 1050
X69662360000	AVX 13 x 1050 TM
X69662370000	AVX 13 x 1125
X69662370000	AVX 13 x 1125 TM
X69662380000	AVX 13 x 1150
X69662380000	AVX 13 x 1150 TM
X69662390000	AVX 13 x 1175
X69662390000	AVX 13 x 1175 TM
X69662420000	AVX 13 x 1200
X69662420000	AVX 13 x 1200 TM
X69662440000	AVX 13 x 1225
X69662440000	AVX 13 x 1225 TM
X69662450000	AVX 13 x 1260
X69664200000	AVX 13 x 1400 TM

ALFA ROMEO

000111000	ZRK 1212
0060513478	5 PK 1104
0060542280	7 PK 1110
101947	AVX 10 x 888
1019471B	AVX 10 x 888
102500	ZRK 1271
102501	ZRK 1271
110259	AVX 10 x 850
113150210300	AVX 10 x 850
115881010302	5 PK 940
116100210300	AVX 10 x 813
116680210300	AVX 10 x 850
116760210300	AVX 10 x 1100
117010210300	AVX 10 x 825
117020210300	AVX 10 x 1100
117020210301	AVX 10 x 1100
117022383400	AVX 10 x 650

Teilenummer Part number	Abmessung Dimension
----------------------------	------------------------

ALFA ROMEO

117131010300	AVX 13 x 850
11718AA020	AVX 13 x 975
119001020700	AVX 10 x 875
119130310500	ZRK 1083
119130310501	ZRK 1083
131931	ZRK 1268
162060710300	AVX 10 x 1100
188017	AVX 10 x 875
195172383400	AVX 13 x 1125
195172383406	AVX 13 x 1100
195322710300	AVX 13 x 1050
195510510304	5 PK 820
195510510305	5 PK 985
195510710300	5 PK 1104
46426983	ZRK 1113
464269830	ZRK 1113
46439000	6 PK 1105
46444537	6 PK 1740
46474061	6 PK 1045
46474062	6 PK 1840
46479557	6 PK 1760
46527337	6 PK 1775
46540546	6 PK 1038
46555974	6 PK 1795
46749665	6 PK 1840
46759720	6 PK 1840
46769821	6 PK 1751
46787906	6 PK 1740
46787907	6 PK 1760
46791189	ZRK 1451
51768740	6 PK 2145
51780011	6 PK 2145
55183528	ZRK 1466
55185077	6 PK 1185
55186364	6 PK 1735
55188139	5 PK 1070
55189684	6 PK 1740
55189687	6 PK 1760
55192075	6 PK 1038
55192323	371ST
55193360	6 PK 1580
55193795	5 PK 1145
55201362	6 PK 1735
55201363	6 PK 1725
55202621	6 PK 1318
55210626	ZRK 1306
55210627	ZRK 1700
55210628	ZRK 1249
55212159	371ST
55221254	ZRK 1420
55225504	ZRK 1700
55350421	5 PK 1545
55556430	5 PK 1590
60503002	ZRK 1271
60503994	AVX 10 x 864
60504224	374ST
60504225	375ST
60504835	AVX 10 x 850
60513237	AVX 13 x 1050
60513448	5 PK 820
60513449	5 PK 985
60513478	5 PK 1104
60513614	AVX 10 x 625
60513650	AVX 10 x 825
60513663	AVX 13 x 1015

Teilenummer Part number	Abmessung Dimension
----------------------------	------------------------

ALFA ROMEO

60515034	ZRK 1268
60517424	AVX 10 x 875
60534452	AVX 13 x 1100
60543218	4 PK 884
60547821	AVX 10 x 825
60548814	AVX 13 x 950
60551888	4 PK 962
60554148	5 PK 940
60556211	ZRK 1132
60560616	5 PK 1015
60561247	7 PK 1970
60562106	ZRK 1083
60566089	5 PK 805
60567578	5 PK 1280
60568842	7 PK 1240
60571125	6 PK 962
60573075	7 PK 1175
60575209	4 PK 763
60585396	5 PK 1015
60590385	7 PK 2050
60595446	7 PK 1715
60596949	5 PK 1005
60597250	5 PK 880
60597794	7 PK 1715
60604835	7 PK 1715
60606518	5 PK 860
60606519	5 PK 860
60607387	7 PK 1080
60607950	7 PK 1950
60617858	7 PK 1080
60617859	7 PK 1950
60617860	6 PK 1045
60617861	6 PK 1045
60617862	6 PK 1840
60617863	6 PK 1840
60618584	7 PK 1970
60620887	ZRK 1420
60621380	228ST
60625128	ZRK 1700
60625129	ZRK 1306
60625590	6 PK 975
60626658	6 PK 1990
60630741	6 PK 1975
60652129	378UT
60652358	7 PK 1970
60652477	228ST
60653027	6 PK 1025
60653028	6 PK 1840
60653029	6 PK 1060
60653030	6 PK 1965
60656340	ZRK 1700
60656341	ZRK 1306
60656342	ZRK 1249
60662969	6 PK 1078
60663242	6 PK 1990
60664403	378UT
60666949	6 PK 1045
60666950	6 PK 1840
60670506	ZRK 1249
60671573	378UT
60672888	ZRK 1700
60676136	6 PK 1060
60676137	6 PK 1025
60704054	AVX 13 x 800
60800148	377UT

Teilenummer Part number	Abmessung Dimension	Teilenummer Part number	Abmessung Dimension	Teilenummer Part number	Abmessung Dimension
ALFA ROMEO		ALFA ROMEO		AUDI	
60800149	ZRK 1309	71739905	5 PK 940	028109119J	ZRK 1290
60805193	4 PK 1100	71739914	7 PK 1950	028109119K	ZRK 1290
60805833	351ST	71739915	6 PK 1840	028109119M	ZRK 1290
60807260	ZRK 1286	71749423	4 PK 962	028109119N	ZRK 1339
60807261	5 PK 1040	71749431	5 PK 920	028109119P	ZRK 1290
60807358	5 PK 1055	71749454	7 PK 2050	028109119S	ZRK 1304
60808219	4 PK 763	71753670	6 PK 1840	028109243	129ST
60808385	7 PK 1240	71753673	6 PK 1975	028109243E	128ST
60808683	ZRK 1253	71753674	6 PK 1990	028109243F	128ST
60808684	5 PK 905	71753677	6 PK 1045	028109243H	238ST
60808685	AVX 10 x 725	71753874	6 PK 1840	028109243J	238ST
60808692	373UT	7614999	ZRK 1286	028109243K	238ST
60808793	5 PK 970	7629031	5 PK 905	028145271F	AVX 11,9 x 903
60809019	4 PK 763	7629229	5 PK 920	028145278A	114SR
60811136	ZRK 1249	76515588	5 PK 970	028145278E	114SR
60811487	373UT	7659062	ZRK 1252	028145278J	143UR
60811488	363UT	7695546	ZRK 1247	028198119	KT 1004
60812344	ZRK 1249	7701471773	KT 1217	028198119A	KT 1021
60812382	ZRK 1420	7702169	5 PK 1055	028198119B	KT 1014
60812429	5 PK 920	7702740	5 PK 1040	028198119C	KT 1358
60812430	5 PK 985	7706132	5 PK 970	028198119D	KT 1308
60812494	6 PK 1045	7749145	5 PK 940	028198119E	KT 1087
60812624	378UT	7766684	6 PK 1038	028198119G	KT 1326
60812714	7 PK 1950	9400831279	KT 1040	028260849A	6 PK 1185
60813206	6 PK 1990	VM46510552A	7 PK 1110	028260849F	6 PK 1185
60813415	378UT	VM46510586F	7 PK 1715	028260849H	6 PK 1175
60813505	6 PK 1105	VM46510591F	7 PK 2050	028903137AJ	5 PK 1590
60813506	6 PK 1038	VM46510600F	7 PK 1715	028903137AK	6 PK 894
60813592	371ST			028903137AR	5 PK 1590
60813720	6 PK 1740	ALPINE		028903137K	6 PK 894
60813757	6 PK 1840	11281437929	6 PK 1555	034109119	ZRK 1055
60814032	6 PK 1840	11287539831	6 PK 1550	034109119A	ZRK 1231
60814319	ZRK 1249	6001023554	5 PK 1720	034260849	AVX 13 x 915
60814462	228ST	7700267464	5 PK 1330	034260849C	AVX 13 x 1050
60814616	6 PK 1760	7700268230	AVX 10 x 1250	034903137	AVX 10 x 825
60814847	6 PK 1038			034903137A	AVX 11,2 x 820
60815189	6 PK 1840	AUDI		034903137B	4 PK 890
60815621	6 PK 1840	0125130707	6 PK 2500	035109119	ZRK 1049
60815666	6 PK 1775	022145933AG	6 PK 1610	035145271C	AVX 13 x 1025
60815805	6 PK 1795	022145933N	6 PK 1240	035145271E	AVX 13 x 1025
60815887	6 PK 1840	022145933T	6 PK 1625	035145271F	AVX 13 x 1000
60815889	6 PK 1045	026109119B	ZRK 1237	035145271G	AVX 10 x 975
60816054	6 PK 1840	026109119C	ZRK 1237	035145271J	AVX 10 x 960
60816055	6 PK 1795	026109243	100UT	035145271J	AVX 10 x 965
60816661	6 PK 1760	026109243A	100UT	035145271P	AVX 13 x 1000
71712677	7 PK 2050	026109243C	100UT	035260849A	AVX 13 x 900
71719007	5 PK 985	026109243E	100UT	035260849C	AVX 13 x 992
71719394	6 PK 1840	026109243F	100UT	035260849G	AVX 13 x 925
71719395	6 PK 1795	026109243G	100UT	035903137A	AVX 10 x 800
71719407	5 PK 970	026109243J	115UT	035903137B	AVX 10 x 800
71719648	ZRK 1249	026109243L	100UT	035903137C	AVX 10 x 785
71719649	ZRK 1700	026145271	AVX 10 x 730	036109181A	147ST
71719738	4 PK 665	026145271B	AVX 10 x 763	036109243AB	146ST
71731639	ZRK 1113	026198119	KT 1135	036109243AC	148ST
71732372	6 PK 1965	026260849A	AVX 13 x 800	036109243AD	146ST
71732386	6 PK 1060	026903137C	AVX 10 x 950	036109243AE	148ST
71734715	6 PK 1760	027109119A	ZRK 1232	036109243AG	148ST
71734716	6 PK 1740	027109119B	ZRK 1232	036109243E	146ST
71736710	7 PK 2050	027109243	102ST	036109243K	148ST
71736726	KT 1404	027903137A	AVX 10 x 864	036109243L	146ST
71736727	KT 1079	028109119AA	ZRK 1304	036109243R	146ST
71739622	5 PK 1104	028109119AC	ZRK 1339	036109243S	148ST
71739623	4 PK 962	028109119D	ZRK 1290	036109244C	145UT
71739628	ZRK 1306	028109119G	ZRK 1290	036109244D	145UT
71739873	ZRK 1455	028109119H	ZRK 1290	036109244J	145UT



Teilenummer Part number	Abmessung Dimension	Teilenummer Part number	Abmessung Dimension	Teilenummer Part number	Abmessung Dimension
AUDI					
036145933AG	6 PK 737	040903137A	AVX 10 x 950	055260849E	AVX 13 x 1025
036145933AJ	6 PK 1078	045109119D	ZRK 1439	055903127G	AVX 10 x 850
036145933F	6 PK 1090	045109119E	ZRK 1439	055903137G	AVX 10 x 850
036145933M	6 PK 745	045109119L	ZRK 1439	056109119A	ZRK 1056
036198119	KT 1374	045109243A	152ST	056903137	AVX 10 x 950
036198119B	KT 1374	045109243B	159ST	058109119A	ZRK 1223
036198119C	KT 1445	045109243C	152ST	058109119D	ZRK 1223
036198119E	KT 1209	045109243D	159ST	058109243C	142ST
036198119F	KT 1374	045109243F	162ST	058109243D	154UT
038109119B	ZRK 1305	045109244A	160UT	058109243E	142ST
038109119N	ZRK 1338	045109479B	161ST	058109244	119UT
038109119P	ZRK 1338	045109479C	151ST	058109479B	141ST
038109119S	ZRK 1338	045109479D	344ST	058145271	AVX 11 x 528
038109243	155ST	045903137D	6 PK 995	058198119	KT 1206
038109243D	155ST	045903137E	6 PK 858	058198119A	KT 1356
038109243F	155ST	046109119	ZRK 1301	058198479	KT 1205
038109243G	155ST	046109119E	ZRK 1301	058260511	133SR
038109243H	155ST	046130113	ZRK 1257	058260849	4 PK 855
038109243M	162ST	046130113C	ZRK 1257	058260849A	4 PK 855
038109243N	155ST	046130195B	117UT	058903133	134SR
038109244B	132UT	046130195D	118UT	058903133B	134SR
038109244C	132UT	046145271	AVX 10 x 800	058903133C	134SR
038109244E	150UT	046145271A	AVX 10 x 900	058903133D	134SR
038109244H	132UT	046260849B	AVX 13 x 950	058903137B	5 PK 1300
038109244M	132UT	046903137A	6 PK 1330	058903137C	5 PK 1300
038109244Q	150UT	046903137B	6 PK 1710	058903137E	5 PK 1300
038145276	140UR	046903137M	6 PK 1725	059109119A	ZRK 1464
038198119	KT 1238	046903137N	6 PK 1345	059109119B	ZRK 1464
038198119A	KT 1237	048109119B	ZRK 1315	059109119D	ZRK 1581
038198119B	KT 1248	048109119G	ZRK 1222	059109243D	244UT
038198119C	KT 1237	048109243A	123ST	059109243F	297ST
038198119F	KT 1226	048903137	AVX 10 x 900	059109243G	297ST
038260849	4 PK 841	049145271A	AVX 10 x 725	059109243J	244UT
038260849A	4 PK 841	049260849A	AVX 13 x 825	059109243L	297ST
038903137	6 PK 906	049903137A	AVX 10 x 940	059109244	415UT
038903137E	6 PK 1660	049903137A	AVX 10 x 950	059109244A	415UT
038903137G	6 PK 906	049903137B	AVX 10 x 940	059109244B	415UT
038903137H	5 PK 1435	049903137B	AVX 10 x 950	059109479B	247ST
038903137J	6 PK 1660	049903137D	AVX 10 x 938	059109487A	248ST
03F260849A	6 PK 1690	049903137D	AVX 10 x 940	059109487B	248ST
03F903137A	6 PK 1432	050121039A	AVX 10 x 913	059109487C	248ST
03G109119	ZRK 1468	050260849	AVX 13 x 800	059119137	AVX 10 x 1025
03G109119B	ZRK 1468	050903137	AVX 10 x 950	059119137A	AVX 10 x 1025
03G109243	423ST	050903137B	4 PK 855	059130113	ZRK 1331
03G109244	424UT	050903137C	4 PK 855	059130113A	ZRK 1331
03G903137A	6 PK 950	051109243	102ST	059130113B	ZRK 1331
03G903137B	6 PK 1055	051109243A	393ST	059198119A	KT 1246
03G903137E	6 PK 1610	052109119	ZRK 1043	059198119A	KT 1441
03L109119	ZRK 1544	052109119A	ZRK 1043	059198119A	KT 1444
03L109119A	ZRK 1544	052903137A	AVX 10 x 695	059198119B	KT 1246
03L109119B	ZRK 1572	052903137B	AVX 10 x 685	059198119B	KT 1441
03L109119C	ZRK 1572	053121039	AVX 10 x 888	059198119B	KT 1444
03L109119D	ZRK 1544	053903137	AVX 10 x 900	059260849B	4 PK 1237
03L109119E	ZRK 1572	053903137A	4 PK 890	059260849D	4 PK 1218
03L109119F	ZRK 1544	054109119A	ZRK 1231	059903137	AVX 10 x 875
03L109119G	ZRK 1572	054109119E	ZRK 1221	059903137AB	6 PK 2460
03L109119J	ZRK 1572	054109119G	ZRK 1231	059903137AC	6 PK 2475
03L109243A	466ST	054109119H	ZRK 1221	059903137AE	6 PK 2500
03L109243E	466ST	054109479	394ST	059903137H	6 PK 2404
03L109244C	160UT	054109479A	113UT	059903137P	6 PK 2460
03L109244D	119UT	054903137	AVX 11,2 x 866	059903137T	6 PK 2490
03L198119	KT 1420	054903137A	6 PK 1290	068109119	ZRK 1242
03L903137	6 PK 1070	054903137B	6 PK 1695	068109119F	ZRK 1242
03L903137A	6 PK 1580	054903137E	6 PK 1290	068109243	101ST
03L998037	6 EPK 842	054903137F	6 PK 1695	068109243C	101ST



Teilenummer Part number	Abmessung Dimension
----------------------------	------------------------

Teilenummer Part number	Abmessung Dimension
----------------------------	------------------------

Teilenummer Part number	Abmessung Dimension
----------------------------	------------------------

AUDI

068109243F	101ST
068121039C	AVX 10 x 617
068121039F	AVX 10 x 913
068121039G	AVX 10 x 617
068260849H	AVX 13 x 950
068903137AE	AVX 13 x 1225
068903137AF	AVX 10 x 600
068903137AM	AVX 10 x 710
068903137AP	AVX 10 x 710
068903137B	AVX 10 x 875
068903137F	AVX 10 x 735
068903137S	AVX 10 x 775
069109119A	ZRK 1376
069109243B	103UT
069130113A	ZRK 1090
069145107	AVX 10 x 600
069145271	AVX 13 x 1050
06A109119A	KT 1301
06A109119B	ZRK 1216
06A109119C	ZRK 1216
06A109479	120ST
06A109479A	120ST
06A109479B	120ST
06A109479C	120ST
06A145933D	6 PK 1125
06A198119A	KT 1301
06A198119B	KT 1230
06A260849	6 DPK 1195
06A260849C	6 DPK 1195
06A903315D	135SR
06A903315E	135SR
06B109119A	ZRK 1220
06B109119B	ZRK 1220
06B109119F	ZRK 1220
06B109119L	ZRK 1220
06B109243	230ST
06B109243A	127ST
06B109243B	157ST
06B109243D	127ST
06B109244	156UT
06B109477	136ST
06B109477A	158ST
06B109479	136ST
06B145933	6 PK 1078
06B198119	KT 1230
06B260849A	4 PK 855
06B903137	5 PK 1300
06B903137C	6 PK 1590
06B903137D	6 PK 1590
06B903137E	5 PK 1300
06B903137J	6 PK 1570
06C109119C	ZRK 1433
06C109244C	429UT
06C109479A	430ST
06C109485A	427ST
06C198119	KT 1429
06C198119	KT 1439
06C903137C	6 PK 1930
06C903137D	6 PK 1920
06C903137E	6 PK 1885
06D109119B	ZRK 1443
06D109119D	ZRK 1443
06D109243	387ST
06D109244A	386UT
06D109244B	386UT

AUDI

06D903137C	6 PK 1570
06D903137E	6 PK 1570
06E903137A	6 PK 2415
06E903137C	6 PK 2465
06E903137J	6 PK 2415
06E903137K	6 PK 2404
06E903137N	6 PK 2460
06F198119	KT 1375
06F198119A	KT 1432
06F260849E	6 PK 1045
06F260849L	6 PK 1055
06F903137E	6 PK 900
06F903137L	6 PK 955
06H121605E	ZRK 1585
06H903137C	6 PK 1590
06J260849D	6 PK 1115
071145933P	6 DPK 1352
074109119	ZRK 1217
074109119A	ZRK 1301
074109119B	ZRK 1301
074109119E	ZRK 1301
074109119F	ZRK 1241
074109119H	ZRK 1241
074109119J	ZRK 1301
074109119L	ZRK 1301
074109119P	ZRK 1301
074109119R	ZRK 1301
074109243	104UT
074109243A	105ST
074109243B	112ST
074109243F	149ST
074109243G	149ST
074109243J	149ST
074109243K	104UT
074109243R	149ST
074130113C	ZRK 1270
074903137	AVX 10 x 838
075145271	AVX 13 x 800
076903137	AVX 10 x 813
077109119B	ZRK 1236
077109119D	ZRK 1236
077109119E	ZRK 1236
077109243A	108ST
077109244A	140UT
077109244C	349UT
077109244E	383UT
077109479D	348ST
077109485C	347ST
077109485E	347ST
077109485F	347ST
077903137D	6 PK 2460
077903137H	6 PK 2475
077903137K	6 PK 2680
077903137Q	6 PK 2680
077903341	110UR
078109119A	ZRK 1279
078109119C	ZRK 1229
078109119D	ZRK 1279
078109119G	ZRK 1229
078109119H	ZRK 1229
078109119J	ZRK 1229
078109243A	106ST
078109243C	106ST
078109243K	130UT
078109243Q	137UT

AUDI

078109243R	137UT
078109243S	137UT
078109244	113UT
078109244C	113UT
078109244F	113UT
078109244G	144UT
078109244H	138UT
078109244J	138UT
078109479E	139ST
078109487A	235UT
078198119	KT 1303
078198119A	KT 1261
078198479	KT 1304
078903137	6 PK 1675
078903137AJ	6 PK 1900
078903137AN	6 PK 1635
078903137AP	6 PK 1760
078903137AQ	6 PK 1863
078903137AR	6 PK 1870
078903137BC	6 PK 1880
078903137BD	6 PK 1870
078903137BH	6 PK 1740
078903137BJ	6 PK 1880
078903137BM	6 PK 1740
078903137C	6 PK 2285
078903137F	6 PK 1685
078903137K	6 PK 2260
078903137P	6 PK 2260
078903341J	107UR
079903137A	5 PK 1110
079903137AA	5 PK 1110
079903137AB	5 PK 1125
079903137S	5 PK 1165
079903137T	5 PK 1130
07K145933E	5 PK 1060
07K145933R	5 PK 935
07L903137C	5 PK 950
07L903137E	5 PK 1130
07L903137M	5 PK 950
07L903137T	5 PK 970
111903137C	AVX 10 x 900
1L0198002	KT 1014
6120303301	AVX 10 x 850
6121708601	AVX 10 x 875
6121708701	AVX 10 x 1075
6121708701	AVX 10 x 1075 TM
6121780001	AVX 10 x 1100
6121780002	AVX 10 x 1075
6121780002	AVX 10 x 1075 TM
6Q0260849C	6 PK 1735
6Q0903137A	6 PK 1090
89202057101	AVX 10 x 1125
89203057100	AVX 10 x 735

AUSTIN

13H924	AVX 10 x 938
2A414	AVX 10 x 813
2A801	AVX 10 x 813
AAU3577	AVX 10 x 825
AAU8072	AVX 10 x 875
ADU4236	AVX 10 x 825
ADU6528	AVX 10 x 938
ADU7785	4 PK 825
ADU7786	4 PK 962
AEC289	AVX 10 x 1150



Teilenummer Part number	Abmessung Dimension
----------------------------	------------------------

Teilenummer Part number	Abmessung Dimension
----------------------------	------------------------

Teilenummer Part number	Abmessung Dimension
----------------------------	------------------------

AUSTIN

AEC619	AVX 10 x 1175
AEJ101	AVX 10 x 838
AEJ63	AVX 10 x 850
AHU2174	4 PK 890
CDU2749	ZRK 1151
FDU1466	ZRK 1166
GCB10700	AVX 10 x 700
GCB10825	AVX 10 x 825
GCB10838	AVX 10 x 838
GCB10876	AVX 10 x 925
GCB10937	AVX 10 x 938
GCB10950	AVX 10 x 950
GCB50765	AVX 10 x 750
GFB10725	AVX 10 x 710
GFB10775	AVX 10 x 775
GFB10813	AVX 10 x 800
GFB10825	AVX 10 x 825
GFB10838	AVX 10 x 838
GFB10900	AVX 10 x 900
GFB10950	AVX 10 x 950
GFB10975	AVX 10 x 975
GFB11044	AVX 10 x 1050
GFB189	AVX 13 x 1075
GFB272	AVX 10 x 938
GFB60937	AVX 10 x 938
GFB701	AVX 10 x 938
GFB80760	4 PK 763
GFB80823	4 PK 825
GFB80890	4 PK 890
GFB90790	5 PK 790
GFB90890	5 PK 890
GMB40890	4 PK 890
GTB1207	ZRK 1142
GTB1238	ZRK 1151
GTB1253	ZRK 1150
GTB1291	ZRK 1171
GTB2003	ZRK 1077
GTB2004	ZRK 1076
GTB2006	ZRK 1262
GTB2016XS	ZRK 1166
TKC2802	AVX 10 x 938
WAM2804	ZRK 1150

AUSTIN-WESTERN

AEC932	AVX 10 x 1110
--------	---------------

AUTOBIANCHI

46426983	ZRK 1113
464269830	ZRK 1113
60814603	ZRK 1113
7554701	ZRK 1111
7636448	3 PK 675
7704978	4 PK 675
7750728	3 PK 685
98415921	ZRK 1316
98419390	ZRK 1312

BEDFORD

2696273	AVX 10 x 1110
2696274	AVX 10 x 1225
2696275	AVX 10 x 1225
2696277	AVX 10 x 1275
2696493	AVX 10 x 1350
2696493	AVX 10 x 1350 TM
5134215	AVX 13 x 1150

BEDFORD

5134215	AVX 13 x 1150 TM
6322716	AVX 10 x 925
6326788	AVX 13 x 1225
6326788	AVX 13 x 1225 TM
6326789	AVX 13 x 1050
6326789	AVX 13 x 1050 TM
6339100	AVX 13 x 1125
6339100	AVX 13 x 1125 TM
6339364	AVX 13 x 1475
6339364	AVX 13 x 1475 TM
6376165	AVX 10 x 1000
6376167	AVX 10 x 950
6376168	AVX 10 x 975
6376385	AVX 10 x 1000
6376562	AVX 13 x 1050
6376562	AVX 13 x 1050 TM
7173428	AVX 13 x 1050
7173428	AVX 13 x 1050 TM
7180681	AVX 13 x 1475
7180681	AVX 13 x 1475 TM
7180684	AVX 10 x 1000
7180685	AVX 10 x 950
7180686	AVX 10 x 975
7180689	AVX 10 x 1150
7180691	AVX 10 x 1110
7180693	AVX 10 x 1110
7184116	AVX 10 x 1375
7184180	AVX 10 x 1000
7201034	AVX 10 x 1350
7201034	AVX 10 x 1350 TM
7203068	AVX 10 x 960
8835134	AVX 10 x 1140
8835135	AVX 13 x 1200
8835135	AVX 13 x 1200 TM
8835203	AVX 10 x 950
8835275	AVX 10 x 1225
8835402	AVX 10 x 913
8835487	AVX 10 x 1110
8839164	AVX 10 x 1225
8851716	AVX 10 x 950
8851717	AVX 10 x 913
8854515	AVX 13 x 1200
8854515	AVX 13 x 1200 TM
91112009	ZRK 1034
93891618	AVX 13 x 875
93891618	AVX 13 x 875 TM
93891628	AVX 13 x 1025
93891628	AVX 13 x 1025 TM
94029834	ZRK 1269
94111624	AVX 13 x 1500
94111624	AVX 13 x 1500 TM
94141721	AVX 13 x 1025
94141721	AVX 13 x 1025 TM
94232287	AVX 13 x 875
94232287	AVX 13 x 875 TM
94256977	AVX 10 x 660
94257037	AVX 13 x 1000
94257037	AVX 13 x 1000 TM
9966579	AVX 10 x 1225
9966580	AVX 10 x 1225
9966583	AVX 10 x 1110
9966584	AVX 10 x 1275

BEIJING BENZ (BBDC)

SMD336149	ZRK 1176
-----------	----------

BEIJING BENZ (BBDC)

SMR994968	ZRK 1176
-----------	----------

BERLIET

0000323580	AVX 13 x 1425
0000323580	AVX 13 x 1425 TM
0000323722	AVX 13 x 1225
0000323722	AVX 13 x 1225 TM
0000323948	AVX 13 x 1425
0000323948	AVX 13 x 1425 TM
0023223161	AVX 10 x 935
22233065	AVX 13 x 1475
22233065	AVX 13 x 1475 TM
23222114	AVX 10 x 1050
23223003	AVX 13 x 800
23223003	AVX 13 x 800 TM
23223042	AVX 10 x 1050
23223047	AVX 13 x 1500
23223047	AVX 13 x 1500 TM
23223048	AVX 10 x 710
23223064	AVX 13 x 1450
23223064	AVX 13 x 1450 TM
23223068	AVX 13 x 1500
23223068	AVX 13 x 1500 TM
23223072	AVX 13 x 1250
23223072	AVX 13 x 1250 TM
23223073	AVX 10 x 1525
23223074	AVX 13 x 1625
23223074	AVX 13 x 1625 TM
23223078	AVX 13 x 1100 TM
23223080	AVX 10 x 1200
23223083	AVX 10 x 850
23223086	AVX 10 x 950
23223093	AVX 10 x 1125
23223097	AVX 10 x 1300
23223101	AVX 13 x 1675
23223101	AVX 13 x 1675 TM
23223106	AVX 13 x 950
23223106	AVX 13 x 950 TM
23223107	AVX 13 x 1175
23223107	AVX 13 x 1175 TM
23223111	AVX 10 x 1140
23223117	AVX 13 x 1375
23223117	AVX 13 x 1375 TM
23223118	AVX 10 x 730
23223125	AVX 13 x 1100 TM
23223131	AVX 13 x 1275
23223131	AVX 13 x 1275 TM
23223132	AVX 13 x 1150
23223132	AVX 13 x 1150 TM
23223133	AVX 13 x 1225
23223133	AVX 13 x 1225 TM
23223134	AVX 13 x 1100 TM
23223136	AVX 13 x 1225
23223136	AVX 13 x 1225 TM
23223137	AVX 13 x 1625
23223137	AVX 13 x 1625 TM
23223138	AVX 13 x 1700
23223138	AVX 13 x 1700 TM
23223139	AVX 13 x 925
23223139	AVX 13 x 925 TM
23223140	AVX 13 x 1275
23223140	AVX 13 x 1275 TM
23223141	AVX 13 x 1450
23223141	AVX 13 x 1450 TM
23223142	AVX 13 x 1475



Teilenummer Part number	Abmessung Dimension	Teilenummer Part number	Abmessung Dimension	Teilenummer Part number	Abmessung Dimension
BERLIET		BERLIET		BMW	
23223142	AVX 13 x 1475 TM	323665	AVX 13 x 1325 TM	11231709638	AVX 10 x 864
23223143	AVX 13 x 1100 TM	323667	AVX 13 x 1625	11231716201	AVX 13 x 1050
23223147	AVX 13 x 1625	323667	AVX 13 x 1625 TM	11231717016	AVX 10 x 990
23223147	AVX 13 x 1625 TM	323674	AVX 13 x 1250	11231717952	AVX 10 x 1013
23223148	AVX 13 x 1700	323674	AVX 13 x 1250 TM	11231721408	AVX 10 x 1025
23223148	AVX 13 x 1700 TM	323719	AVX 13 x 950	11281247051	212SR
23223156	AVX 10 x 913	323719	AVX 13 x 950 TM	11281247284	6 PK 1660
23223157	AVX 10 x 975	323720	AVX 13 x 1150	11281247986	6 PK 1660
23223278	AVX 13 x 1375	323720	AVX 13 x 1150 TM	11281401157	6 PK 1515
23223278	AVX 13 x 1375 TM	323721	AVX 10 x 913	11281401159	5 PK 1125
23223279	AVX 13 x 1225	323722	AVX 13 x 1225	11281401162	5 PK 790
23223279	AVX 13 x 1225 TM	323722	AVX 13 x 1225 TM	11281404018	6 PK 1515
23223284	AVX 13 x 1500	323738	AVX 10 x 1250	11281407975	7 PK 1440
23223284	AVX 13 x 1500 TM	323783	AVX 10 x 1175	11281427250	6 PK 1555
23223285	AVX 13 x 1175	323804	AVX 13 x 1500	11281432724	7 PK 1630
23223285	AVX 13 x 1175 TM	323804	AVX 13 x 1500 TM	11281433948	5 PK 950
23223288	AVX 10 x 1140	323822	AVX 13 x 1175	11281435280	5 PK 1005
23223289	AVX 10 x 775	323822	AVX 13 x 1175 TM	11281437368	6 PK 1555
23223296	AVX 13 x 1050	323823	AVX 13 x 1275	11281437369	6 PK 1735
23223296	AVX 13 x 1050 TM	323823	AVX 13 x 1275 TM	11281437449	5 PK 905
23223478	AVX 13 x 1250	323858	AVX 13 x 925	11281437450	5 PK 865
23223478	AVX 13 x 1250 TM	323858	AVX 13 x 925 TM	11281437475	6 PK 1540
23223482	AVX 13 x 1375	323859	AVX 13 x 1275	11281437869	6 PK 1710
23223482	AVX 13 x 1375 TM	323859	AVX 13 x 1275 TM	11281437872	5 PK 865
23223485	AVX 13 x 1075 TM	323876	AVX 13 x 1150	11281437873	5 PK 905
23255705	AVX 13 x 1375	323876	AVX 13 x 1150 TM	11281437874	5 PK 950
23255705	AVX 13 x 1375 TM	323877	AVX 13 x 925	11281437875	4 PK 890
322225	AVX 13 x 1325	323877	AVX 13 x 925 TM	11281437880	6 PK 1735
322225	AVX 13 x 1325 TM	323878	AVX 13 x 1275	11281437929	6 PK 1555
322226	AVX 13 x 1675	323878	AVX 13 x 1275 TM	11281438276	6 PK 1540
322226	AVX 13 x 1675 TM	323879	AVX 13 x 1225	11281703561	6 PK 1555
323060	AVX 13 x 1375	323879	AVX 13 x 1225 TM	11281703943	5 PK 890
323060	AVX 13 x 1375 TM	323889	AVX 13 x 1450	11281703944	5 PK 905
323189	AVX 13 x 1500	323889	AVX 13 x 1450 TM	11281704719	7 PK 1035
323189	AVX 13 x 1500 TM	323890	AVX 13 x 1475	11281706545	6 PK 1540
323225	AVX 13 x 1325	323890	AVX 13 x 1475 TM	11281710958	6 PK 1190
323225	AVX 13 x 1325 TM	323967	AVX 13 x 1175	11281715626	208SR
323226	AVX 13 x 1675	323967	AVX 13 x 1175 TM	11281715630	206SR
323226	AVX 13 x 1675 TM	383575	AVX 13 x 1475	11281715636	5 PK 1165
323276	AVX 13 x 1175	383575	AVX 13 x 1475 TM	11281715770	6 PK 1078
323276	AVX 13 x 1175 TM	5000681020	AVX 13 x 1375	11281717188	209SR
323345	AVX 13 x 1675	5000681020	AVX 13 x 1375 TM	11281717210	211SR
323345	AVX 13 x 1675 TM	5000681405	AVX 13 x 1375	11281720039	206SR
323359	AVX 13 x 1125	5000681405	AVX 13 x 1375 TM	11281725731	6 PK 1078
323359	AVX 13 x 1125 TM	BMW		11281726181	206UR
323453	AVX 13 x 1075 TM	07119990150	AVX 10 x 850	11281726343	205SR
323462	AVX 13 x 1150	07119990151	AVX 10 x 825	11281726689	6 PK 1555
323462	AVX 13 x 1150 TM	07119990161	AVX 10 x 950	11281726690	5 PK 890
323555	AVX 13 x 1175	07119990174	AVX 10 x 1025	11281729211	5 PK 1155
323555	AVX 13 x 1175 TM	07119990174	AVX 13 x 1025	11281730571	206UR
323561	AVX 13 x 1525	07119990174	AVX 13 x 1025	11281731220	215UR
323566	AVX 13 x 1675	07119990175	AVX 13 x 1050	11281731838	216UR
323566	AVX 13 x 1675 TM	07119990178	AVX 10 x 1125	11281735190	6 PK 1560
323568	AVX 13 x 1125	07119990181	AVX 10 x 1075	11281735194	6 PK 1560
323568	AVX 13 x 1125 TM	07119990181	AVX 10 x 1075 TM	11281735195	6 PK 1570
323575	AVX 13 x 1475	0711999175	AVX 13 x 1050	11281736717	6 PK 1078
323575	AVX 13 x 1475 TM	11211258120	AVX 10 x 975	11281736759	5 PK 975
323586	AVX 13 x 1450	11231141172	AVX 10 x 1000	11281736986	7 PK 1605
323586	AVX 13 x 1450 TM	11231266125	AVX 10 x 950	11281736988	5 PK 975
323591	AVX 13 x 1475	11231279479	AVX 10 x 1000	11281738061	206UR
323591	AVX 13 x 1475 TM	11231315137	AVX 13 x 1050	11281738605	206UR
323593	AVX 13 x 1100 TM	11231315137	AVX 13 x 1055	11281738988	5 PK 905
323594	AVX 10 x 1250	11231706668	AVX 13 x 1050	11281739470	4 PK 890
323610	AVX 13 x 1075 TM	11231706788	AVX 13 x 1050	11281739816	6 PK 1735
323665	AVX 13 x 1325	11231709636	AVX 10 x 864	11281741427	6 PK 1195



Teilenummer Part number	Abmessung Dimension
----------------------------	------------------------

Teilenummer Part number	Abmessung Dimension
----------------------------	------------------------

Teilenummer Part number	Abmessung Dimension
----------------------------	------------------------

BMW	
-----	--

11281742012	7 PK 1605
11281742029	5 PK 1005
11281742475	7 PK 1630
11281743193	4 PK 890
11281744986	5 PK 865
11281745551	206SR
11281747922	7 PK 1040
11281748130	206UR
11281748131	205SR
11282243510	219SR
11282243732	4 PK 780
11282244179	5 PK 1815
11282244424	219SR
11282245028	5 PK 1850
11282245087	210SR
11282245848	5 PK 1815
11282245948	5 PK 1885
11282246769	219SR
11282247191	5 PK 2030
11282247493	5 PK 2063
11282248168	219SR
11282248208	7 PK 1453
11284496457	5 PK 812
11286550645	4 EPK 917
11287507626	5 PK 1025
11287508239	7 PK 1040
11287509520	6 PK 1450
11287511476	6 PK 1870
11287512563	4 PK 845
11287512762	4 PK 860
11287512970	6 PK 1555
11287512971	4 PK 860
11287512972	7 PK 1040
11287515316	6 PK 1642
11287516181	6 PK 1555
11287519955	7 PK 1630
11287520072	6 PK 1560
11287520177	4 EPK 844
11287525418	6 PK 1550
11287527564	6 PK 1990
11287529738	6 PK 1555
11287529741	6 PK 1550
11287532144	6 PK 1830
11287532145	6 PK 1870
11287532146	6 PK 1642
11287539831	6 PK 1550
11287542864	6 PK 1550
11287544786	6 PK 1555
11287546164	4 EPK 885
11287547965	7 PK 1915
11287549150	6 PK 1990
11287549643	6 PK 1830
11287552233	6 PK 1870
11287552236	6 PK 1642
11287557257	7 PK 1370
11287560485	7 PK 1105
11287580769	7 PK 1473
11287628650	6 PK 1990
11287785774	5 PK 2063
11287786075	6 PK 2080
11287787368	5 PK 2030
11287787369	5 PK 2063
11287787516	5 PK 2020
11287789985	6 PK 2160
11287790450	6 PK 1840

BMW	
-----	--

11287790919	3 EPK 885
11287791786	4 EPK 830
11287792059	6 PK 2065
11287792851	4 EPK 860
11287794070	4 EPK 811
11287795144	4 EPK 917
11287795601	6 PK 1685
11287800345	6 DPK 1817
11287800485	6 PK 1795
11287802186	6 PK 1550
11287803476	6 PK 1890
11287830946	5 PK 830
11287832327	6 PK 1460
11287833264	7 PK 1630
11287833265	7 PK 1440
11287833266	5 PK 975
11287835483	6 PK 1090
11287837898	6 PK 1460
11287838200	6 PK 1070
11287841228	206UR
11287841529	6 PK 1100
11288506994	6 DPK 1817
11288512069	6 DPK 1817
11311268697	AVX 10 x 975
11311272384	ZRK 1009
11311272424	200ST
11311279125	ZRK 1263
11311279241	217ST
11311286168	ZRK 1009
11311287463	217ST
11311708806	203UT
11311709646	203UT
11311711153	200ST
11311713361	ZRK 1010
11311715400	ZRK 1122
11311717215	ZRK 1045
11311721245	204ST
11311721263	204ST
11311721264	202UT
11311721274	ZRK 1122
11311721699	ZRK 1122
11311721844	213SK
11311726699	210SR
11311727141	202UT
11311727611	201ST
11311734608	ZRK 1122
11312241090	217ST
11317805960	331ST
11317805961	332UT
11511706710	AVX 10 x 960
11511706710	AVX 10 x 965
12311254885	AVX 10 x 960
12311254885	AVX 10 x 965
12311254886	AVX 13 x 1025
12311256920	AVX 13 x 1050
12311258400	AVX 13 x 1050
12311260531	AVX 13 x 1050
12311260531	AVX 13 x 1060
12311260568	AVX 10 x 975
12311260569	AVX 13 x 1050
12311268675	AVX 10 x 875
12311268678	AVX 10 x 850
12311268697	AVX 10 x 975
12311278250	AVX 10 x 938
12311278250	AVX 10 x 940

BMW	
-----	--

12311284317	AVX 10 x 950
12311284740	AVX 10 x 938
12311288475	AVX 10 x 960
12311288475	AVX 10 x 965
12318602025	AVX 10 x 875
12348602026	AVX 10 x 850
1247051	212SR
1254885	AVX 10 x 965
12582394	AVX 10 x 825
1258400	AVX 13 x 1060
12600134	AVX 13 x 1085
12600954	AVX 13 x 1085
12600964	AVX 10 x 685
12600974	AVX 10 x 800
12601094	AVX 10 x 913
12602564	AVX 10 x 975
12602934	AVX 13 x 825
1263536	AVX 10 x 813
12647284	AVX 10 x 775
12661224	AVX 10 x 950
12667864	AVX 10 x 900
1268676	AVX 10 x 875
12686764	AVX 10 x 875
12686784	AVX 10 x 875
12686794	AVX 10 x 850
12686814	AVX 10 x 825
12686834	AVX 13 x 825
1268684	AVX 13 x 850
12686854	AVX 13 x 1055
1268687	AVX 10 x 1075
1268687	AVX 10 x 1075 TM
1268688	AVX 10 x 1125
12686954	AVX 13 x 800
12686984	AVX 10 x 975
12687864	AVX 10 x 900
1269517	AVX 13 x 835
12695174	AVX 13 x 835
1270454	AVX 10 x 775
12708704	AVX 10 x 864
1272424	200ST
1279126	ZRK 1263
12791262	ZRK 1263
1279241	217ST
1279480	AVX 10 x 995
12794804	AVX 10 x 995
1284567	AVX 13 x 1055
1284740	AVX 10 x 940
12847404	AVX 10 x 940
128617	AVX 10 x 1525
1287463	217ST
12882914	AVX 10 x 813
1289614	AVX 13 x 930
13043924	AVX 13 x 1060
13115794	AVX 10 x 813
1312097	AVX 10 x 1000
1312976	AVX 13 x 765
1312977	AVX 13 x 975
13129774	AVX 10 x 975
131350	AVX 13 x 1600
1315082	AVX 13 x 800
1315083	AVX 10 x 888
1315137	AVX 13 x 1055
1315233	AVX 13 x 992
131539401	AVX 13 x 725
131539404	AVX 13 x 725



Teilenummer Part number	Abmessung Dimension
----------------------------	------------------------

Teilenummer Part number	Abmessung Dimension
----------------------------	------------------------

Teilenummer Part number	Abmessung Dimension
----------------------------	------------------------

BMW

1316785	AVX 10 x 813
1326486	AVX 10 x 800
13311260531	AVX 13 x 1060
1333332	AVX 10 x 1275
17065964	AVX 10 x 825
1706668	AVX 13 x 1055
17066684	AVX 13 x 1055
170669	AVX 13 x 1055
1706710	AVX 10 x 965
17067104	AVX 10 x 965
1706711	AVX 10 x 965
17067114	AVX 10 x 965
1706751	AVX 10 x 888
1706825	AVX 10 x 825
17068254	AVX 10 x 825
1706826	AVX 13 x 810
17068264	AVX 13 x 800
170856	AVX 13 x 1250
1708806	203UT
17088794	AVX 13 x 835
1709638	AVX 10 x 864
17096384	AVX 10 x 864
1709646	203UT
17107604	AVX 13 x 810
1711058	AVX 13 x 800
17110584	AVX 13 x 800
1711065	AVX 10 x 900
17110654	AVX 10 x 900
17110664	AVX 10 x 900
1711081	ZRK 1010
1711082	ZRK 1010
17111444	AVX 10 x 913
1711153	200ST
17115514	AVX 13 x 850
1713021	AVX 13 x 850
17130214	AVX 13 x 850
1713361	ZRK 1010
1715626	208SR
1715630	206SR
1716201	AVX 13 x 1060
17169584	AVX 13 x 835
1716960	AVX 13 x 835
17169604	AVX 13 x 835
1717012	AVX 10 x 818
1717016	AVX 10 x 980
17170164	AVX 10 x 980
1717188	209SR
1717210	211SR
1717215	ZRK 1045
1717230	AVX 13 x 825
1717599	AVX 10 x 850
1717952	AVX 10 x 1013
17179524	AVX 10 x 1013
1717953	AVX 10 x 800
17179534	AVX 10 x 800
1717954	AVX 13 x 835
1717954	AVX 13 x 840
17185D	AVX 13 x 825
1718757	AVX 10 x 1025
1718953	AVX 10 x 888
17189584	AVX 10 x 888
1719095	AVX 13 x 1075
1720039	206SR
17206454	AVX 10 x 850
1720826	AVX 13 x 925

BMW

1721245	204ST
1721263	204ST
1721264	202UT
1721408	AVX 10 x 1025
17214084	AVX 10 x 1025
1721844	213SK
17223714	AVX 13 x 925
1722991	AVX 13 x 825
1726181	206UR
1726343	205SR
1726699	210SR
1727141	202UT
1727180	AVX 10 x 730
17271804	AVX 10 x 730
1727378	4 PK 855
1727611	201ST
1730571	206UR
1731104	AVX 13 x 1000
1731220	215UR
1731838	216UR
173494	AVX 13 x 1600
1737925	AVX 10 x 1175
1738061	206UR
1738605	206UR
1745551	206SR
1748130	206UR
1748131	205SR
1748321	210SR
1761869	AVX 13 x 1075
2240227	ZRK 1263
22406134	AVX 10 x 1000
2240713	AVX 10 x 995
2241090	217ST
22411724	AVX 10 x 995
2242079	218UK
2243045	AVX 10 x 1005
2243510	219SR
2244172	210SR
2244173	210SR
2244424	219SR
2245087	210SR
2246769	219SR
2248168	219SR
32411258276	AVX 10 x 900
32411266788	AVX 10 x 900
32411268681	AVX 10 x 825
32411270869	AVX 10 x 864
32411274563	AVX 10 x 913
32411276314	AVX 10 x 825
32411288291	AVX 10 x 813
32411711144	AVX 10 x 913
32421311578	AVX 10 x 813
32421316785	AVX 10 x 813
32421706750	AVX 10 x 888
32421706825	AVX 10 x 825
32421711065	AVX 10 x 900
32421717011	AVX 10 x 825
32421717953	AVX 10 x 775
32421727180	AVX 10 x 730
3899744	AVX 10 x 825
42290189	AVX 13 x 910
641717954	AVX 13 x 850
64521258239	AVX 13 x 825
64521263075	AVX 13 x 825
64521268683	AVX 13 x 825

BMW

64521268695	AVX 13 x 800
64521276096	AVX 13 x 825
64521289592	AVX 13 x 800
64521354948	AVX 13 x 800
64521706826	AVX 13 x 800
64521711056	AVX 13 x 800
64521722371	AVX 13 x 925
645221354948	AVX 13 x 800
64541256610	AVX 13 x 850
64551716960	AVX 13 x 825
64551721844	213SK
64551722990	AVX 13 x 825
64551726699	210SR
64551727378	4 PK 855
64551739470	4 PK 890
64551748321	210SR
64552242079	218UK
64552242867	218UK
64552243732	4 PK 780
64552244172	210SR
64552244173	210SR
64552245179	4 PK 790
64552245451	4 PK 780
64552245850	4 PK 841
64552246732	4 PK 780
64552247183	5 PK 835
64552247425	5 PK 812
64552248190	5 PK 1125
64557785212	4 PK 970
64557786170	5 PK 812
64557786171	5 PK 835
64557786705	4 PK 884
64557787898	5 PK 920
64557792851	4 EPK 860
64557793608	4 EPK 850
64557795144	4 EPK 917
64557809801	4 EPK 867
6550645	4 EPK 917
7520177	4 EPK 844
7546164	4 EPK 885
7791786	4 EPK 830
7792851	4 EPK 860
7793608	4 EPK 850
7794070	4 EPK 811
7795144	4 EPK 917
7809801	4 EPK 867
7841228	206UR
9990150	AVX 10 x 850
99901529	AVX 10 x 800
9990155	AVX 10 x 875
99901699	AVX 10 x 975
9990174	AVX 13 x 1025
9990175	AVX 13 x 1050
99907749	AVX 13 x 1025
99991519	AVX 10 x 825

BUESSING

720500106	AVX 10 x 1150
720500107	AVX 10 x 750
720500108	AVX 10 x 1300
720500110	AVX 10 x 875
720500113	AVX 10 x 600
720500114	AVX 10 x 625
720500117	AVX 10 x 800
720500121	AVX 10 x 850



Teilenummer Part number	Abmessung Dimension
----------------------------	------------------------

Teilenummer Part number	Abmessung Dimension
----------------------------	------------------------

Teilenummer Part number	Abmessung Dimension
----------------------------	------------------------

BUESSING

720500125	AVX 10 x 925
720500128	AVX 10 x 850
720500129	AVX 10 x 1050
720500131	AVX 13 x 1100 TM
720500133	AVX 10 x 1250
720500134	AVX 10 x 1200
720500135	AVX 10 x 1375
720500138	AVX 10 x 1425
720500200	AVX 13 x 1125
720500200	AVX 13 x 1125 TM
720500201	AVX 13 x 1225
720500201	AVX 13 x 1225 TM
720500204	AVX 13 x 875
720500204	AVX 13 x 875 TM
720500205	AVX 13 x 975
720500205	AVX 13 x 975 TM
720500206	AVX 13 x 950
720500206	AVX 13 x 950 TM
720500207	AVX 13 x 1050
720500207	AVX 13 x 1050 TM
720500208	AVX 13 x 950
720500208	AVX 13 x 950 TM
720500210	AVX 13 x 1175
720500210	AVX 13 x 1175 TM
720500211	AVX 13 x 1425
720500211	AVX 13 x 1425 TM
720500213	AVX 13 x 1250
720500213	AVX 13 x 1250 TM
720500215	AVX 13 x 1275
720500215	AVX 13 x 1275 TM
720500217	AVX 13 x 1325
720500217	AVX 13 x 1325 TM
720500220	AVX 13 x 1350 TM
720500221	AVX 13 x 1450
720500221	AVX 13 x 1450 TM
720500223	AVX 13 x 1475
720500223	AVX 13 x 1475 TM
720500225	AVX 13 x 1525
720500226	AVX 13 x 1550
720500226	AVX 13 x 1550 TM
720500228	AVX 13 x 1600
720500228	AVX 13 x 1600 TM
720500229	AVX 13 x 1100 TM
720500232	AVX 13 x 1150
720500232	AVX 13 x 1150 TM
720500234	AVX 13 x 1075 TM
720500235	AVX 13 x 1000
720500235	AVX 13 x 1000 TM
720500237	AVX 13 x 1700
720500237	AVX 13 x 1700 TM
720500247	AVX 13 x 750
720500247	AVX 13 x 750 TM
720500248	AVX 13 x 900
720500248	AVX 13 x 900 TM
720500431	AVX 13 x 1125
720500431	AVX 13 x 1125 TM
720500441	AVX 13 x 1125
720500441	AVX 13 x 1125 TM
720500446	AVX 13 x 1300
720500446	AVX 13 x 1300 TM
720500450	AVX 13 x 1325
720500450	AVX 13 x 1325 TM

CADILLAC

12576447	4 PK 962
12578001	6 PK 1205
12578002	6 PK 1185
1340527	6 PK 2120
55556404	5 PK 1030
93185756	6 PK 2120
93190810	6 PK 1395

CASE IH

J911562	8 PK 1460 TM
---------	--------------

CHEVROLET

12576447	4 PK 962
12576451	6 PK 2360
12579229	6 PK 2020
212310410201	5 PK 1885
24466972	5 PK 1030
55186793	6 PK 1413
55350419	5 PK 1450
55563925	6 PK 1555
55565301	6 PK 1450
9128725	ZRK 1023
92063917	ZRK 1291
92066312	ZRK 1291
9433724	AVX 10 x 913
9433734	AVX 10 x 1050
9433746	AVX 10 x 1175
96183108	6 PK 1870
96183110	6 PK 884
96183352	ZRK 1182
96239401	4 PK 913
96239408	4 PK 665
96309968	6 PK 1890
96350327	6 PK 1725
96352517	4 PK 735
96404087	6 PK 1840
96417177	ZRK 1182
96440421	6 PK 2065
96444475	4 PK 790
96476110	5 PK 1570
96568068	3 PK 668
96569402	4 PK 735
96570669	4 PK 715
96570670	4 PK 665
96603461	4 PK 954
96610562	4 PK 950
96610564	4 PK 835
96628779	6 PK 2404
96628792	6 PK 1890
96814098	ZRK 1182
96989017	6 PK 2065
96990678	6 PK 1870

CHRYSLER

0149971892	6 PK 1600
04593668AA	6 PK 2373
04593823AA	6 PK 1740
04612716	7 PK 1400
04612716AB	7 PK 1400
04621844	ZRK 1584
04668241	4 PK 850
04668380AA	4 PK 875
04668382AB	4 PK 1415
04668382AC	4 PK 1415
04668444AC	4 PK 1290

CHRYSLER

04668452	6 PK 1445
04668454AB	6 PK 894
04792070	6 PK 1570
04792070AB	6 PK 1600
04792409AC	6 PK 1400
04792442	6 PK 1570
04792442AA	6 PK 1570
04792746AD	6 PK 1345
04861733AC	6 PK 1250
04861734AA	6 PK 1420
04861735AA	4 EPK 906
04891505AB	6 PK 1440
04891506AC	6 PK 884
04891587AA	7 PK 2035
04891587AB	7 PK 2035
04891804AA	6 PK 1730
04891935AB	4 PK 920
04892173AA	6 PK 1600
04892711AA	4 PK 985
04892747AA	4 PK 985
04892748AA	6 PK 1400
04892749AB	4 PK 900
05066932AA	4 EPK 906
1340A005	5 PK 940
2129277	AVX 13 x 1100
2806959	AVX 13 x 1625
3937789	AVX 10 x 1175
4027313	AVX 10 x 1175
4027331	AVX 10 x 1075
4027331	AVX 10 x 1075 TM
4060987	6 PK 2510
4298096	4 PK 763
4298115	4 PK 1040
4387549	ZRK 1178
4448639	5 PK 1815
4483174	4 PK 980
4573013	6 PK 1345
4573013AB	6 PK 1345
4573234	6 PK 1700
4573727	6 PK 1432
4573737	4 PK 970
4573974	6 PK 1345
4593668AA	6 PK 2373
4593684AA	6 PK 2100
4593823AA	6 PK 1740
4612018	6 PK 2490
4612229	4 PK 850
4612411	6 PK 2510
4612418	6 PK 2490
4612460	6 PK 2510
4612468	4 PK 905
4612470	6 PK 1420
4612669	6 PK 1045
4612716	7 PK 1400
4612716AB	7 PK 1400
4612828	6 PK 2510
4612829	6 PK 2075
4612830	6 PK 2510
4612928	6 PK 2490
4621844	ZRK 1584
46510592	5 PK 790
46510606	3 PK 960
46510626F	6 PK 1420
46510641F	6 PK 1910
4663182	4 PK 900

CADILLAC

120576447	4 PK 962
-----------	----------

Teilenummer Part number	Abmessung Dimension	Teilenummer Part number	Abmessung Dimension	Teilenummer Part number	Abmessung Dimension
CHRYSLER		CHRYSLER		CITROËN	
4663199	6 PK 1370	B0017465	AVX 13 x 1175	0816K5	ZRK 1592
4668180	4 PK 890	B4040382	4 PK 980	0816K8	ZRK 1592
4668249AB	4 PK 1125	B4040410	4 PK 1040	081817	289UT
4668249AC	4 PK 1125	B4040412	4 PK 1050	081819	275ST
4668303	4 PK 980	B4050715	5 PK 1815	081820	279ST
4668324	6 PK 1432	MB938467	4 PK 890	081821	350ST
4668380AC	4 PK 875	MD030605	925ST	081823	359UT
4668382AB	4 PK 1415	MD308989	5 PK 1500	081832	359UT
4668444AB	4 PK 1290	MN158101	6 PK 1195	082053	252ST
4668452AB	6 PK 1445	MN158102	4 PK 905	082910	614ST
4668454AB	6 PK 894	MN187017	4 PK 905	082911	284ST
4723345	5 PK 790	MN195135	5 PK 1370	082912	256ST
4751649	6 PK 1370	T0663544	ZRK 1261	082917	350ST
4751659	4 PK 900	T0722452	625ST	082919	252ST
4763863	7 PK 1970	CITROËN		082920	260ST
4763863AB	7 PK 1970	0000081658	ZRK 1262	082921	284ST
4792070	6 PK 1570	00000816A6	ZRK 1445	082922	270ST
4792070AC	6 PK 1570	0000128119	551UR	082930	254ST
4792071	6 PK 1060	051361	281ST	082931	273ST
4792071AB	6 PK 1060	0816.89	ZRK 1703	082932	283ST
4792394AA	6 PK 1345	0816.A0	ZRK 1703	082933	274ST
4792408AA	4 PK 985	081622	ZRK 1262	082935	283ST
4792746AB	6 PK 1345	081622	ZRK 1262	082942	260ST
4798388	6 PK 2510	081640	ZRK 1137	082943	270ST
4841734AA	6 PK 1420	081654	ZRK 1144	082945	254ST
4861017	6 PK 1015	081655	ZRK 1110	082946	273ST
4861322	6 PK 2460	081656	ZRK 1114	082949	227UT
4861322AB	6 PK 2460	081658	ZRK 1262	082952	240ST
4861400	6 PK 1420	081663	ZRK 1254	082954	252ST
4861401	4 PK 905	081672	ZRK 1262	082959	437ST
4861733AC	6 PK 1250	081673	ZRK 1029	082960	250UT
4861734AA	6 PK 1420	081679	ZRK 1244	082961	250UT
4861735AA	4 EPK 906	081685	ZRK 1537	082962	250UT
4863835	3 PK 960	081686	ZRK 1457	082963	250UT
4891505AB	6 PK 1440	081688	ZRK 1078	082966	294ST
4891506AB	6 PK 884	081693	ZRK 1351	082967	294ST
4891506AC	6 PK 884	081698	ZRK 1029	082969	239ST
4891587AA	7 PK 2035	0816A1	ZRK 1149	082974	240ST
4891704AA	6 PK 1190	0816A3	ZRK 1316	082976	294ST
4891875AA	6 PK 1760	0816A4	ZRK 1332	082977	294ST
4892444AA	4 PK 900	0816A6	ZRK 1445	082978	239ST
4892680AA	6 PK 2130	0816C1	ZRK 1078	082979	239ST
4892747AA	4 PK 985	0816C2	ZRK 1149	082982	226ST
4892748AA	6 PK 1400	0816C8	ZRK 1068	082988	331ST
4892749AA	4 PK 900	0816E0	ZRK 1537	082989	331ST
4892749AB	4 PK 900	0816E2	ZRK 1460	082990	345ST
4892750AA	6 PK 1400	0816E4	ZRK 1441	082992	294ST
4892840AA	6 PK 2100	0816E5	ZRK 1312	082993	294ST
5015593	6 PK 2055	0816E7	ZRK 1441	082996	294ST
5037542AA	6 PK 2075	0816F0	ZRK 1467	0829A0	333ST
5066931AA	6 PK 1420	0816F2	ZRK 1457	0829A1	334UT
5066932AA	4 EPK 906	0816F4	ZRK 1149	0829A3	447ST
5080313AB	6 PK 1600	0816F7	ZRK 1453	0829A4	447ST
5086571AA	6 PK 1570	0816G1	ZRK 1456	0829A7	294ST
5096317AA	4 PK 890	0816G3	ZRK 1452	0829C3	431ST
5097758AA	6 PK 2390	0816G4	ZRK 1588	0829C4	432UT
5281111	6 PK 2510	0816G7	ZRK 1460	0829C7	226ST
5281140	6 PK 2075	0816G8	ZRK 1705	0829C8	333ST
5281276	6 PK 2460	0816H3	ZRK 1703	083002	262UT
53032817AB	6 PK 2205	0816H5	ZRK 1705	083011	255UT
68001143AA	ZRK 1468	0816H6	ZRK 1537	083012	280UT
68001309AA	ZRK 1468	0816H7	ZRK 1537	083013	277UT
B0013431	AVX 10 x 1090	0816J5	ZRK 1575	083014	255UT
B0015386	AVX 10 x 965	0816J6	ZRK 1460	083016	255UT
B0015387	AVX 10 x 965	0816K0	ZRK 1592	083020	225UT



Teilenummer Part number	Abmessung Dimension
----------------------------	------------------------

Teilenummer Part number	Abmessung Dimension
----------------------------	------------------------

Teilenummer Part number	Abmessung Dimension
----------------------------	------------------------

CITROËN

083023	241UT
083028	293UT
083029	293UT
083030	293UT
083031	293UT
083032	357ST
083036	255UT
083037	255UT
083040	359UT
083042	295UT
083044	241UT
083046	384UT
083048	332UT
083049	332UT
083050	448UT
083061	225UT
083062	334UT
083063	384UT
083101	KT 1057
083102	KT 1013
083103	KT 1019
083104	KT 1058
083106	KT 1068
083108	KT 1162
083111	KT 1070
083113	KT 1013
083114	KT 1019
083116	KT 1026
083117	KT 1068
083128	KT 1063
083131	KT 1040
083132	KT 1216
083133	KT 1216
083134	KT 1522
083135	KT 1522
083137	KT 1083
083140	KT 1327
083141	KT 1327
083144	KT 1058
083145	KT 1058
083146	KT 1084
083147	KT 1084
083148	KT 1216
083149	KT 1216
083150	KT 1071
083151	KT 1071
083153	KT 1070
083155	KT 1244
083156	KT 1309
083157	KT 1309
083158	KT 1433
083159	KT 1433
083161	KT 1350
083162	KT 1327
083164	KT 1310
083165	KT 1244
083166	KT 1244
083167	KT 1309
083168	KT 1309
083173	KT 1351
083174	KT 1351
083176	KT 1373
083177	KT 1373
083178	KT 1518
083179	KT 1518

CITROËN

083180	KT 1328
083181	KT 1328
083182	KT 1327
083183	KT 1327
083184	KT 1398
083185	KT 1398
083186	KT 1370
083187	KT 1370
083188	KT 1244
083189	KT 1244
083191	KT 1353
083193	KT 1244
0831K0	KT 1428
0831K2	KT 1244
0831K7	KT 1415
0831K9	KT 1417
0831L1	KT 1331
0831L3	KT 1332
0831L5	KT 1521
0831L7	KT 1330
0831N2	KT 1433
0831N3	KT 1433
0831N5	KT 1518
0831P2	KT 1390
0831Q4	KT 1019
0831R1	KT 1068
0831R7	KT 1433
0831R8	KT 1327
0831S1	KT 1398
0831S2	KT 1351
0831S6	KT 1522
0831S7	KT 1309
0831T4	KT 1244
0831V0	KT 1521
0831V3	KT 1518
11713	AVX 10 x 675
128019	5 PK 925
128027	4 PK 855
128028	4 PK 950
128034	6 PK 894
128036	4 PK 905
128038	3 PK 866
128039	3 PK 866
128040	3 PK 945
128041	3 PK 945
128044	6 PK 913
128047	6 PK 995
128051	6 PK 950
128063	3 PK 945
128065	6 PK 950
128066	6 PK 913
128067	6 PK 995
128117	268SR
128118	552UR
128119	551UR
128139	552UR
26207509	350ST
2N2316	AVX 10 x 950
2N39118	AVX 10 x 800
4007CV	5 PK 860
4009P2	4 EPK 922
4009Q4	4 EPK 922
5414408	AVX 10 x 975
5414629N	AVX 10 x 1175
5427290H	AVX 10 x 775

CITROËN

5430452	AVX 10 x 825
5430452C	AVX 10 x 825
5434219Y	AVX 10 x 864
5440191	AVX 10 x 800
5440777	AVX 10 x 950
5445114	AVX 10 x 600
5445114X	AVX 10 x 600
5450L0	6 PK 1115
5489380	269SR
5490426	AVX 10 x 675
5490500	AVX 10 x 850
5490500Y	AVX 10 x 864
5490590	282SR
5490803S	AVX 10 x 725
5490809	AVX 10 x 785
5490814L	AVX 10 x 838
5491190	269SR
5491191J	AVX 10 x 725
5491218C	AVX 10 x 850
5492684	AVX 10 x 838
575027	6 PK 1751
575098	6 PK 1070
5750A1	6 PK 1660
5750A2	6 PK 1078
5750C9	6 PK 1145
5750D1	5 PK 1190
5750D3	5 PK 715
5750D8	5 PK 690
5750D9	6 PK 913
5750E2	6 PK 1100
5750E5	6 PK 730
5750EK	6 PK 1710
5750EM	6 PK 1470
5750ET	6 PK 1190
5750EV	6 PK 1710
5750EW	6 PK 1580
5750EY	6 PK 1440
5750F0	6 PK 1700
5750FC	6 PK 1725
5750FF	6 PK 745
5750FG	6 PK 1190
5750FJ	6 PK 1205
5750FR	5 PK 1219
5750FT	6 PK 800
5750FW	6 PK 975
5750G8	4 PK 698
5750G9	4 PK 813
5750GC	6 PK 730
5750GE	6 PK 1125
5750GF	6 PK 1748
5750GH	6 PK 1185
5750GJ	6 PK 1390
5750GK	6 PK 1740
5750GX	6 PK 1153
5750GZ	6 PK 1560
5750H1	4 PK 954
5750H2	4 PK 1245
5750H3	5 PK 698
5750H4	5 PK 715
5750H5	5 PK 850
5750H7	5 PK 1165
5750H8	6 PK 698
5750H9	6 PK 730
5750HE	6 PK 1675
5750HH	6 PK 1748

Teilenummer Part number	Abmessung Dimension	Teilenummer Part number	Abmessung Dimension	Teilenummer Part number	Abmessung Dimension
CITROËN		CITROËN		CITROËN	
5750J0	6 PK 800	5750RX	6 PK 1352	5750Y2	6 PK 1205
5750J1	6 PK 913	5750RZ	6 PK 1205	5750Y3	6 PK 1725
5750J2	6 PK 1010	5750S2	6 PK 865	5750Y4	6 PK 1565
5750J3	6 PK 1078	5750S4	6 PK 1025	5750YA	6 PK 1710
5750J4	6 PK 1100	5750S6	6 PK 1390	5750YC	6 PK 1450
5750J5	6 PK 1130	5750SA	6 EPK 780	5750YF	6 PK 1735
5750J6	6 PK 1145	5750SE	5 PK 880	5750YH	6 PK 1670
5750J7	6 PK 1660	5750SF	5 PK 860	5750YJ	6 EPK 1090
5750J8	6 PK 1700	5750SJ	5 PK 830	5750YK	6 EPK 780
5750K3	5 PK 775	5750SQ	4 PK 698	5750YP	6 PK 800
5750K5	5 PK 962	5750SW	5 PK 1270	5750YQ	6 PK 975
5750K6	6 PK 1863	5750SZ	5 PK 710	5750YS	6 PK 975
5750K8	6 PK 1070	5750T0	6 PK 1625	5750YX	6 PK 1245
5750KT	6 PK 1710	5750T4	5 PK 830	5750Z1	6 PK 1450
5750KV	6 PK 1345	5750T6	6 PK 1450	5750Z3	6 PK 1565
5750L0	6 PK 1115	5750T8	6 PK 1740	5750Z5	6 PK 1735
5750L2	6 PK 1740	5750TA	5 PK 1125	5750Z7	6 PK 1751
5750L4	6 PK 1153	5750TF	6 PK 1100	5750Z9	6 PK 1440
5750LA	6 PK 1470	5750TJ	6 PK 698	5750ZF	6 PK 800
5750LH	6 PK 1710	5750TK	6 PK 1130	5750ZG	6 PK 1205
5750M0	6 PK 1205	5750TN	6 PK 1175	5750ZH	6 PK 1700
5750M2	6 PK 1650	5750TT	5 PK 1255	575108	553UR
5750M3	6 PK 1190	5750TW	5 PK 715	575111	553UR
5750M5	6 PK 1105	5750TX	5 PK 690	575112	271UR
5750M7	6 PK 1725	5750V0	4 PK 860	575114	553UR
5750M9	6 PK 1165	5750VA	6 PK 1010	575115	251SR
5750P1	4 PK 755	5750VE	6 PK 1580	575118	278SR
5750P2	6 PK 1710	5750VF	6 PK 1440	575126	276SR
5750P6	5 PK 715	5750VG	6 PK 1725	575138	251SR
5750P8	5 PK 1030	5750VJ	6 PK 1190	575147	554UT
5750P9	5 PK 775	5750VK	5 PK 1219	575184	554UT
5750PC	6 PK 1145	5750VL	6 PK 800	575191	554UT
5750PF	6 PK 1000	5750VP	6 PK 1345	5M5Q6C301B	6 PK 1090
5750PG	6 PK 1215	5750VR	6 PK 1185	6453AC	5 PK 1030
5750PN	6 PK 1055	5750VX	6 PK 1748	6453AE	5 PK 1025
5750PQ	6 PK 1070	5750VY	6 PK 1700	6453C5	253SR
5750PT	6 PK 1885	5750W0	6 PK 1735	6453C6	263SR
5750PY	6 PK 1675	5750W2	6 PK 1045	6453CV	5 PK 1104
5750Q0	5 PK 775	5750W3	6 PK 1751	6453CY	5 PK 1030
5750Q1	5 PK 1055	5750W9	5 PK 775	6453FK	5 PK 1104
5750Q2	5 PK 1055	5750WA	5 PK 775	6453G4	253SR
5750Q6	6 PK 1625	5750WC	5 PK 962	6453TT	4 EPK 1102
5750Q7	5 PK 880	5750WF	6 PK 1115	6453VA	6 PK 925
5750Q9	4 PK 855	5750WG	6 PK 1560	6453W0	6 PK 925
5750QH	6 PK 962	5750WN	6 PK 730	70816E0	ZRK 1537
5750QK	6 PK 850	5750WP	6 PK 1710	70816E0134X	ZRK 1537
5750QN	6 PK 1210	5750WR	6 PK 1105	75292376	AVX 10 x 613
5750QT	6 PK 1185	5750WS	6 PK 1725	75490293	AVX 10 x 825
5750QV	6 PK 1590	5750WT	4 PK 755	75490809	AVX 10 x 775
5750QY	6 EPK 1090	5750WY	6 PK 1055	75491758	AVX 10 x 700
5750R0	5 PK 1255	5750WZ	6 PK 1070	75491768	AVX 10 x 700
5750R1	5 PK 805	5750X4	6 PK 865	75491898	AVX 10 x 850
5750R2	6 PK 1605	5750X6	6 PK 1390	75491923	268SR
5750R5	6 PK 1735	5750X7	6 PK 1735	75492161	AVX 10 x 850
5750R8	6 PK 1625	5750X8	6 PK 1470	75492300	AVX 10 x 838
5750R9	6 PK 1740	5750XA	6 PK 1565	75492376	AVX 10 x 613
5750RE	6 PK 1215	5750XC	6 PK 1885	75492514	AVX 10 x 613
5750RF	6 PK 1565	5750XF	6 PK 962	75492515	AVX 10 x 775
5750RG	6 PK 906	5750XG	6 PK 1000	75492554	AVX 10 x 600
5750RH	6 PK 1700	5750XK	6 PK 1590	75492684	AVX 10 x 838
5750RK	6 PK 870	5750XN	6 PK 1215	75515868	268SR
5750RN	6 PK 1670	5750XP	6 EPK 873	75519264	AVX 10 x 725
5750RR	6 PK 1710	5750XR	6 PK 1710	75519754	AVX 10 x 613
5750RT	6 PK 1165	5750XT	6 PK 1470	75524245	AVX 10 x 825
5750RW	6 EPK 1090	5750XY	5 PK 775	7618111	5 PK 925



Teilenummer Part number	Abmessung Dimension
----------------------------	------------------------

Teilenummer Part number	Abmessung Dimension
----------------------------	------------------------

Teilenummer Part number	Abmessung Dimension
----------------------------	------------------------

CITROËN

7700618657	ZRK 1051
7700718836	ZRK 1131
7700729580	ZRK 1129
816A6	ZRK 1445
90538288	5 PK 715
91001158	4 PK 1245
91506949	AVX 10 x 925
91508298	256ST
91508762	4 PK 954
9151159780	AVX 10 x 635
91512961	ZRK 1125
9151351780	ZRK 1125
9151357980	ZRK 1125
91516768	4 PK 841
91517722	ZRK 1125
9151772280	ZRK 1125
91522116	AVX 10 x 913
91535268	AVX 10 x 775
91536222	4 PK 698
91536224	4 PK 841
91536227	4 PK 1020
91536229	4 PK 1245
91536297	AVX 10 x 600
91536298	AVX 10 x 625
91536303	AVX 10 x 800
91536308	AVX 10 x 1000
91536311	AVX 10 x 1085
91536338	AVX 10 x 710
91536703	4 PK 954
91538177	5 PK 715
91538722	260ST
9154055780	ZRK 1137
91541144	5 PK 725
91541175	5 PK 725
91541176	5 PK 1015
91541177	4 PK 795
91541178	4 PK 1230
91541179	5 PK 1230
91541318	ZRK 1137
93010362	ZRK 1262
9301036280	ZRK 1262
93010364	ZRK 1262
93013132	ZRK 1143
93501082	5 PK 970
93501404	284ST
93501405	262UT
93501676	4 PK 698
9350226880	4 PK 985
93502487	4 PK 698
93502642	5 PK 970
93510091	ZRK 1262
93510847	263SR
94560702	ZRK 1114
95005666	5 PK 690
95006057	271UR
95006268	5 PK 1125
95006782	AVX 10 x 1025
95449870	AVX 10 x 838
95492684	AVX 10 x 838
95492927	AVX 10 x 625
95493061	AVX 10 x 675
95493366	AVX 10 x 838
95493420	AVX 10 x 1150
95493421	AVX 10 x 913
95493443	AVX 10 x 1150

CITROËN

95493868	AVX 10 x 825
95493869	AVX 10 x 825
95493870	AVX 10 x 838
95493977	ZRK 1274
95494186	AVX 10 x 825
95494188	AVX 10 x 825
95495339	AVX 10 x 635
95495480	AVX 10 x 635
95495585	AVX 10 x 775
95495830	289UT
95496822	AVX 10 x 625
95496836	AVX 10 x 625
95496878	ZRK 1096
95496894	AVX 10 x 650
95496930	AVX 10 x 775
95554802	ZRK 1274
95577539	ZRK 1096
95577540	289UT
95590353	257SK
956003380	ZRK 1096
95612377	4 PK 755
95619217	350ST
95640195	254ST
9564019580	ZRK 1142
9564026980	ZRK 1142
9564040580	ZRK 1142
95640434	5 PK 690
95661735	4 PK 813
95666985	4 PK 1020
96001122	4 PK 698
96001123	4 PK 954
96004619	253SR
96010219	5 PK 1140
96010220	5 PK 710
96010657	270ST
96011188	4 PK 813
96014241	5 PK 1270
96019294	4 PK 855
96019295	4 PK 855
96021924	5 PK 698
96021925	5 PK 698
96027231	AVX 10 x 700
96029000	ZRK 1114
96030324	4 PK 1245
96031400	5 PK 735
96031955	AVX 10 x 1110
96033798	ZRK 1118
96035624	AVX 10 x 650
96036288	551UR
96046090	5 PK 850
96046092	5 PK 850
96046101	5 PK 1390
96046105	5 PK 1390
96046630	4 PK 1265
96049648	ZRK 1144
9605284780	ZRK 1138
96053938	5 PK 1165
96056183	275ST
96056833	5 PK 1165
96056835	5 PK 735
96059322	5 PK 690
96059324	5 PK 710
96059540	5 PK 1450
96059541	5 PK 1450
96074514	251SR

CITROËN

96076190	552UR
96088591	278SR
96088735	ZRK 1110
96094102	280UT
96097062	ZRK 1118
96097691	281ST
96098279	279ST
96099089	255UT
96100158	ZRK 1128
96101064	ZRK 1138
96112418	253SR
96112753	553UR
96117374	4 PK 813
96120257	6 PK 913
96126957	5 PK 1025
96129654	5 PK 1255
96129662	5 PK 880
96129664	5 PK 1250
9612966480	5 PK 1255
96135989	4 PK 950
96137001	273ST
96138810	4 PK 855
96140147	ZRK 1114
96140606	6 PK 1863
96141369	ZRK 1128
96142525	ZRK 1262
96142839	6 PK 698
96144504	6 PK 730
96144507	6 PK 730
96144509	6 PK 1130
96144510	6 PK 1130
96144511	6 PK 1175
96146660	553UR
96152078	6 PK 1660
96152079	6 PK 1660
96152080	6 PK 698
96152082	6 PK 1070
96152083	6 PK 1070
96152084	6 PK 1078
96152085	6 PK 1078
96152088	6 PK 1100
96152090	5 PK 1155
96152091	5 PK 1155
96154391	6 PK 800
96155010	6 PK 1010
96155377	5 PK 880
96155378	5 PK 805
96155379	5 PK 1255
96155380	5 PK 1025
96155949	6 PK 1700
96155951	6 PK 1700
96156400	276SR
96159233	277UT
96161326	5 PK 1450
96161327	5 PK 1390
96161329	5 PK 850
96163410	5 PK 690
96165811	5 PK 775
96171886	274ST
9617800980	225UT
96183873	5 PK 1190
96188881	6 PK 1740
96192361	241UT
96197629	ZRK 1537
9619779380	ZRK 1128



Teilenummer Part number	Abmessung Dimension
----------------------------	------------------------

Teilenummer Part number	Abmessung Dimension
----------------------------	------------------------

Teilenummer Part number	Abmessung Dimension
----------------------------	------------------------

CITROËN

96197874	ZRK 1029
96200344	ZRK 1029
96201309	255UT
96209044	6 PK 1740
96211951	6 PK 1700
9621203380	227UT
9622313180	ZRK 1351
9622315380	ZRK 1351
96225744	283ST
96229218	3 PK 945
9623549880	6 PK 1725
9623549980	6 PK 1105
96236952	6 PK 1605
96236953	6 PK 1650
96236954	6 PK 1650
9624542280	6 PK 1205
9624542980	6 PK 1725
9624543180	6 PK 1205
96261720	5 PK 1055
96267902	6 PK 1390
96273679	5 PK 715
96273681	5 PK 775
96278607	251SR
96278805	240ST
96287933	5 PK 1025
96289902	554UT
96294081	6 PK 1625
96294858	6 PK 865
96295878	6 PK 1751
96296777	250UT
96300343	6 PK 1625
96308935	6 PK 1751
9631203080	ZRK 1457
96315206	5 PK 830
9631718780	6 PK 1725
96327221	295UT
9633010980	6 PK 1735
96334782	6 PK 1470
9633478280	6 PK 1470
9633713380	ZRK 1467
96337272	6 PK 1450
9634087880	225UT
9634106180	ZRK 1456
9634740180	ZRK 1456
96353368	239ST
9635438380	ZRK 1068
96370580	239ST
96372505	6 PK 1470
96374926	226ST
9637492680	226ST
96375140	ZRK 1445
96378749	294ST
9637914380	ZRK 1537
9638007780	6 PK 1565
9638027180	6 PK 1580
9638115380	250UT
9638355980	ZRK 1453
96398222	294ST
9639842180	ZRK 1537
96403456	294ST
9640419580	ZRK 1453
9640669280	ZRK 1441
9640810680	ZRK 1441
9640828480	447ST
9640828680	ZRK 1452

CITROËN

96413140	331ST
96415393	332UT
96420067	554UT
9642006780	554UT
9642574680	6 PK 1748
9642697380	6 PK 1145
96429298	345ST
96433296	294ST
9643903780	4 PK 860
9644351580	6 PK 1740
9645583280	6 PK 1390
9645717480	ZRK 1460
9645717580	ZRK 1460
9646864480	ZRK 1705
9647367480	ZRK 1588
9648473280	334UT
9648704380	333ST
9651255780	6 PK 1565
9651695680	6 PK 1885
9651765080	6 PK 1725
9652066680	431ST
965206680	431ST
9652148780	432UT
9652258880	6 PK 1748
9652746780	6 PK 1748
9653204180	6 PK 1000
9653226080	ZRK 1441
9653226280	ZRK 1441
9653319680	6 PK 1055
9653319780	6 PK 1070
9654114480	6 PK 1710
9655253580	432UT
9655253680	431ST
9656444980	6 PK 1138
9662187580	ZRK 1575
9662187680	ZRK 1575
9663100880	6 EPK 780
96654092	275ST
9672966580	ZRK 1592
9674247880	ZRK 1592
96817523	6 PK 1245
9681752380	6 PK 1245
9687911580	ZRK 1592
97522886	252ST
97522930	ZRK 1114
97532676	ZRK 1114
9753267680	ZRK 1114
97535002	252ST
AK53217	AVX 10 x 775
AM53217	AVX 10 x 800
AM53217A	AVX 10 x 775
AY53217	AVX 10 x 763
D2316	AVX 13 x 950
DD39118	AVX 10 x 800
DF39118	AVX 10 x 750
DM2316	AVX 10 x 950
DS2316	AVX 10 x 913
DS31410	AVX 10 x 550
DX231213A	AVX 10 x 975
DX2316A	AVX 10 x 990
DX2316D	AVX 10 x 975
DX31410	AVX 10 x 600
GX1110101A	AVX 10 x 613
GX1110701A	AVX 10 x 625
HG2316A	AVX 10 x 1100

CITROËN

HY2316	AVX 10 x 1275
HY2336B	AVX 10 x 1275

CITROEN/PEUGEOT

083154	KT 1244
--------	---------

COMMER

007005	AVX 13 x 1200
007005	AVX 13 x 1200 TM
007007	AVX 10 x 660
0070070	AVX 13 x 1150
0070070	AVX 13 x 1150 TM
0070087	AVX 13 x 1075 TM
0070100	AVX 13 x 1150
0070100	AVX 13 x 1150 TM
0070105	AVX 13 x 1200
0070105	AVX 13 x 1200 TM
0070108	AVX 13 x 1250
0070108	AVX 13 x 1250 TM
0070113	AVX 13 x 1375
0070113	AVX 13 x 1375 TM
007014	AVX 13 x 1225
007014	AVX 13 x 1225 TM
0070168	AVX 13 x 975
0070168	AVX 13 x 975 TM
007017	AVX 13 x 975
007017	AVX 13 x 975 TM
007019	AVX 13 x 1025
007019	AVX 13 x 1025 TM
007020	AVX 10 x 960
007022	AVX 13 x 1300
007022	AVX 13 x 1300 TM
007026	AVX 10 x 1000
007027	AVX 10 x 710
007032	AVX 13 x 1500
007032	AVX 13 x 1500 TM
007033	AVX 10 x 1175
007042	AVX 13 x 1450
007042	AVX 13 x 1450 TM
007217	AVX 13 x 1350 TM
007232	AVX 13 x 1275
007232	AVX 13 x 1275 TM
007233	AVX 13 x 1350 TM
007234	AVX 13 x 1250
007234	AVX 13 x 1250 TM
007237	AVX 13 x 1275
007237	AVX 13 x 1275 TM
1200156	AVX 13 x 975
1200156	AVX 13 x 975 TM
1201003	AVX 13 x 750
1201003	AVX 13 x 750 TM
1201119	AVX 13 x 950
1201119	AVX 13 x 950 TM
1203235	AVX 10 x 1025
1203758	AVX 13 x 1000
1203758	AVX 13 x 1000 TM
1208014	AVX 13 x 975
1208014	AVX 13 x 975 TM
1208742	AVX 13 x 1125
1208742	AVX 13 x 1125 TM
1208814	AVX 13 x 975
1208814	AVX 13 x 975 TM
1214758	AVX 10 x 950
1218309	AVX 10 x 925
1235180	AVX 10 x 950



Teilenummer Part number	Abmessung Dimension
----------------------------	------------------------

Teilenummer Part number	Abmessung Dimension
----------------------------	------------------------

Teilenummer Part number	Abmessung Dimension
----------------------------	------------------------

COMMER

1235194	AVX 10 x 1050
1238402	AVX 10 x 975
1238517	AVX 10 x 1175
1800867	AVX 13 x 1350 TM
204674	AVX 13 x 1075 TM
2612074	AVX 10 x 1425
2612075	AVX 10 x 1425
2612076	AVX 10 x 1425
2612354	AVX 13 x 750
2612354	AVX 13 x 750 TM
2612374	AVX 13 x 1275
2612374	AVX 13 x 1275 TM
2612375	AVX 13 x 1325
2612375	AVX 13 x 1325 TM
2612379	AVX 13 x 1350 TM
2612407	AVX 13 x 1050
2612407	AVX 13 x 1050 TM
2612418	AVX 13 x 1200
2612418	AVX 13 x 1200 TM
2612419	AVX 13 x 1200
2612419	AVX 13 x 1200 TM
2612421	AVX 13 x 1500
2612421	AVX 13 x 1500 TM
2612422	AVX 13 x 1275
2612422	AVX 13 x 1275 TM
2612424	AVX 13 x 1300
2612424	AVX 13 x 1300 TM
2612426	AVX 13 x 1300
2612426	AVX 13 x 1300 TM
2612428	AVX 13 x 1325
2612428	AVX 13 x 1325 TM
2612437	AVX 10 x 1425
2612440	AVX 13 x 1475
2612440	AVX 13 x 1475 TM
2612441	AVX 13 x 1500
2612441	AVX 13 x 1500 TM
2612465	AVX 13 x 1325
2612465	AVX 13 x 1325 TM
2612466	AVX 13 x 1350 TM
2612469	AVX 13 x 1325
2612469	AVX 13 x 1325 TM
2612826	AVX 10 x 1125
2612827	AVX 10 x 1150
262412	AVX 13 x 1100 TM
3024906	AVX 10 x 1025
3052279	AVX 13 x 1225
3052279	AVX 13 x 1225 TM
5031873	AVX 13 x 1125
5031873	AVX 13 x 1125 TM
5033885	AVX 13 x 1350 TM
5034622	AVX 13 x 1200
5034622	AVX 13 x 1200 TM
5035120	AVX 10 x 1125
5035143	AVX 13 x 1350 TM
5200976	AVX 10 x 1275
71803371	AVX 13 x 1350 TM
71803562	AVX 13 x 1325
71803562	AVX 13 x 1325 TM
71804203	AVX 13 x 1475
71804203	AVX 13 x 1475 TM
75243715	AVX 13 x 1225
75243715	AVX 13 x 1225 TM
J212492	AVX 13 x 1075 TM
J213567	AVX 13 x 1075 TM
P102775	AVX 10 x 1275

COMMER

P102872	AVX 10 x 1275
P103652	AVX 10 x 935
P104897	AVX 10 x 1140
P112039	AVX 10 x 730
W15151	AVX 10 x 950
W16896A	AVX 13 x 1325
W16896A	AVX 13 x 1325 TM

DACIA

6001543512	3 PK 715
6001548021	4 PK 715
7700111671	5 PK 1750
7700273650	ZRK 1317
7701472725	KT 1128
7701477024	KT 1128
8200020924	5 PK 1130
8200041848	3 PK 750
8200061673	5 PK 1110
8200211651	4 PK 715
8200243021	6 PK 1205
8200356268	6 PK 1820
8200537021	ZRK 1317
8200821813	6 PK 1205
8200821816	6 PK 1130
8200833541	5 PK 1750
8200841132	5 PK 1110

DAEWOO

09128725	ZRK 1023
1276178B00	ZRK 1203
5094008601	417ST
90231883	ZRK 1016
90353176	510ST
90499401	510ST
9128738	509UT
9157004	515ST
91580003	518ST
92063917	ZRK 1291
92066312	ZRK 1291
96103128	ZRK 1182
96103222	416UT
96144327	5 PK 1260
96144932	5 PK 870
96144933	5 PK 970
96144934	5 PK 1005
96182007	AVX 10 x 825
96183108	6 PK 1870
96183110	6 PK 884
96183351	ZRK 1182
96183352	ZRK 1182
96183353	ZRK 1292
96239401	4 PK 913
96239408	4 PK 665
96309968	6 PK 1890
96350327	6 PK 1725
96350526	416UT
96350548	6 PK 1900
96350550	417ST
96352407	ZRK 1292
96352517	4 PK 735
96352605	6 PK 1870
96352965	ZRK 1203
96417177	ZRK 1182
96569402	4 PK 735
96570669	4 PK 715

DAEWOO

96570670	4 PK 665
96603461	4 PK 954
96610029	ZRK 1072
96610562	4 PK 950
96814098	ZRK 1182

DAF

0067664	AVX 10 x 1050
0067665	AVX 10 x 1275
0067667	AVX 13 x 1025
0067667	AVX 13 x 1025 TM
0067668	AVX 13 x 1150
0067668	AVX 13 x 1150 TM
0067669	AVX 13 x 1275
0067669	AVX 13 x 1275 TM
0067670	AVX 13 x 1300
0067670	AVX 13 x 1300 TM
0067671	AVX 13 x 1325
0067671	AVX 13 x 1325 TM
0067672	AVX 13 x 1350 TM
0067673	AVX 13 x 1375
0067673	AVX 13 x 1375 TM
0067675	AVX 13 x 1425
0067675	AVX 13 x 1425 TM
0067676	AVX 13 x 1443
0067676	AVX 13 x 1450
0067676	AVX 13 x 1450 TM
0067677	AVX 13 x 1475
0067677	AVX 13 x 1475 TM
0067679	AVX 13 x 1550
0067679	AVX 13 x 1550 TM
0067680	AVX 13 x 1575
0067680	AVX 13 x 1575 TM
0067681	AVX 13 x 1600
0067681	AVX 13 x 1600 TM
0067682	AVX 13 x 1625
0067682	AVX 13 x 1625 TM
0067683	AVX 13 x 1650
0067683	AVX 13 x 1650 TM
0067684	AVX 13 x 1675
0067684	AVX 13 x 1675 TM
0067685	AVX 13 x 1700
0067685	AVX 13 x 1700 TM
0067687	AVX 13 x 1750
0067687	AVX 13 x 1750 TM
0067690	8 PK 1400 TM
0068223	AVX 13 x 1550
0068223	AVX 13 x 1550 TM
0068229	AVX 13 x 1500
0068229	AVX 13 x 1500 TM
0069724	AVX 13 x 1060
0069724	AVX 13 x 1060 TM
0090050	2-AVX 13 x 1950 TM
0090051	2-AVX 13 x 2025 TM
0105657	AVX 13 x 1725
0107561	AVX 13 x 1350 TM
0168923	AVX 13 x 1750
0168923	AVX 13 x 1750 TM
0192144	AVX 13 x 1175
0192144	AVX 13 x 1175 TM
0192145	AVX 13 x 1150
0192145	AVX 13 x 1150 TM
0211144	AVX 13 x 1400 TM
0211749	AVX 13 x 1325
0211749	AVX 13 x 1325 TM



Teilenummer Part number	Abmessung Dimension	Teilenummer Part number	Abmessung Dimension	Teilenummer Part number	Abmessung Dimension
DAF		DAF		DAF	
0212253	AVX 13 x 1450	0283164	AVX 13 x 1450	1256081	AVX 13 x 1300
0212253	AVX 13 x 1450 TM	0283164	AVX 13 x 1450 TM	1256081	AVX 13 x 1300 TM
0212269	AVX 13 x 1425	0287978	AVX 13 x 1375	1256304	AVX 13 x 1400 TM
0212269	AVX 13 x 1425 TM	0287978	AVX 13 x 1375 TM	1258942	2-AVX 13 x 1450 TM
0212523	AVX 13 x 1450	0288857	AVX 13 x 1375	1264771	AVX 13 x 1500
0212523	AVX 13 x 1450 TM	0288857	AVX 13 x 1375 TM	1264771	AVX 13 x 1500 TM
0215177	AVX 13 x 1350 TM	0289362	AVX 13 x 1150	1264785	AVX 13 x 1675
0215357	AVX 13 x 1300	0289362	AVX 13 x 1150 TM	1264785	AVX 13 x 1675 TM
0215357	AVX 13 x 1300 TM	0289842	AVX 13 x 1325	1265398	AVX 13 x 1525
0215402	AVX 13 x 1375	0289842	AVX 13 x 1325 TM	1265398	AVX 13 x 1525 TM
0215402	AVX 13 x 1375 TM	0293009	AVX 13 x 1475	1278389	2-AVX 13 x 1625 TM
0215402	AVX 13 x 1575	0293009	AVX 13 x 1475 TM	1283100	2-AVX 13 x 1950 TM
0215402	AVX 13 x 1575 TM	0293027	AVX 13 x 1525	1289200	2-AVX 13 x 1625 TM
0215523	AVX 13 x 1225	0293027	AVX 13 x 1525 TM	1289204	2-AVX 13 x 1450 TM
0215523	AVX 13 x 1225 TM	0293028	AVX 13 x 1150	1289208	AVX 13 x 1075 TM
0220048	AVX 13 x 1650	0293028	AVX 13 x 1150 TM	1300098	AVX 13 x 1300
0220048	AVX 13 x 1650 TM	0295063	AVX 13 x 1025	1300098	AVX 13 x 1300 TM
0231296	AVX 13 x 975	0295063	AVX 13 x 1025 TM	1324648	AVX 13 x 1285
0231296	AVX 13 x 975 TM	0296961	AVX 13 x 1050	1333364	AVX 13 x 1225
0233564	AVX 13 x 1500	0296961	AVX 13 x 1050 TM	1333364	AVX 13 x 1225 TM
0233564	AVX 13 x 1500 TM	0360860	AVX 13 x 1550	1333734	7 PK 1705 TM
0234125	AVX 13 x 1425	0360860	AVX 13 x 1550 TM	1362337	2-AVX 13 x 1575 TM
0234125	AVX 13 x 1425 TM	0367412	2-AVX 13 x 1450 TM	1364060	7 PK 1705 TM
0234807	AVX 13 x 1650	0369467	2-AVX 13 x 1575 TM	1372669	8 PK 1910 TM
0234807	AVX 13 x 1650 TM	0371908	2-AVX 13 x 1500 TM	1376752	AVX 13 x 1225
0236631	AVX 13 x 1400 TM	0377254	AVX 13 x 1375	1376752	AVX 13 x 1225 TM
0236632	AVX 13 x 1425	0377254	AVX 13 x 1375 TM	1388100	AVX 13 x 1225
0236632	AVX 13 x 1425 TM	0378324	AVX 13 x 1250	1388100	AVX 13 x 1225 TM
0237784	AVX 13 x 1500	0378324	AVX 13 x 1250 TM	1393280	8 PK 2045 TM
0237784	AVX 13 x 1500 TM	0378724	AVX 13 x 1250	1393344	8 PK 1220 TM
0237785	AVX 13 x 1450	0378724	AVX 13 x 1250 TM	1393365	8 PK 1715 TM
0237785	AVX 13 x 1450 TM	0394661	2/12,5 x 2025	1398637	8 PK 2380 TM
0237839	AVX 13 x 1700	0394661	2-AVX 13 x 2025 TM	1425709	AVX 13 x 1000
0237839	AVX 13 x 1700 TM	0394662	2-AVX 13 x 1950 TM	1425709	AVX 13 x 1000 TM
0238670	AVX 13 x 1675	0396574	AVX 13 x 1325	1522637	2-AVX 13 x 1500 TM
0238670	AVX 13 x 1675 TM	0396574	AVX 13 x 1325 TM	211144	AVX 13 x 1400 TM
0238770	AVX 13 x 1475	0398694	AVX 13 x 1275	211749	AVX 13 x 1325
0238770	AVX 13 x 1475 TM	0398694	AVX 13 x 1275 TM	211749	AVX 13 x 1325 TM
0243341	AVX 13 x 1600	0482544	AVX 10 x 935	212253	AVX 13 x 1450
0243341	AVX 13 x 1600 TM	0490269	8 PK 1400 TM	212253	AVX 13 x 1450 TM
0243941	AVX 13 x 1575	0555461	AVX 13 x 1300	212269	AVX 13 x 1425
0243941	AVX 13 x 1575 TM	0555461	AVX 13 x 1300 TM	212269	AVX 13 x 1425 TM
0243947	AVX 13 x 1600	0589632	2/12,5 x 2025	212523	AVX 13 x 1450
0243947	AVX 13 x 1600 TM	0589632	2-AVX 13 x 2025 TM	212523	AVX 13 x 1450 TM
0247941	AVX 13 x 1575	0634077	AVX 13 x 1450	215177	AVX 13 x 1350 TM
0247941	AVX 13 x 1575 TM	0634077	AVX 13 x 1450 TM	215356	AVX 13 x 1150
0248761	AVX 13 x 1525	0655043	AVX 13 x 1475	215356	AVX 13 x 1150 TM
0248761	AVX 13 x 1525 TM	0655043	AVX 13 x 1475 TM	215357	AVX 13 x 1300
0252790	AVX 13 x 1375	0677716	AVX 13 x 1325	215357	AVX 13 x 1300 TM
0252790	AVX 13 x 1375 TM	0677716	AVX 13 x 1325 TM	215402	AVX 13 x 1375
0252807	AVX 13 x 1300	0679733	AVX 10 x 975	215402	AVX 13 x 1375 TM
0252807	AVX 13 x 1300 TM	0701363	AVX 13 x 1375	217177	AVX 13 x 1350 TM
0256063	AVX 13 x 1025	0701363	AVX 13 x 1375 TM	222022	AVX 10 x 715
0256063	AVX 13 x 1025 TM	0751360	2-AVX 13 x 1625 TM	223736	AVX 10 x 725
0265135	AVX 13 x 1225	0759749	AVX 13 x 1025	225263	AVX 10 x 925
0265135	AVX 13 x 1225 TM	0759749	AVX 13 x 1025 TM	233564	AVX 13 x 1500
0268448	AVX 13 x 1250	0894415	AVX 13 x 1075 TM	233564	AVX 13 x 1500 TM
0268448	AVX 13 x 1250 TM	106920	AVX 10 x 1225	234125	AVX 13 x 1425
0276451	AVX 13 x 1475	1208086	AVX 13 x 890	234125	AVX 13 x 1425 TM
0276451	AVX 13 x 1475 TM	1236816	AVX 13 x 1250	234807	AVX 13 x 1650
0276741	AVX 13 x 1375	1236816	AVX 13 x 1250 TM	234807	AVX 13 x 1650 TM
0276741	AVX 13 x 1375 TM	1238642	2-AVX 13 x 2025 TM	236631	AVX 13 x 1400 TM
0278044	AVX 13 x 1625	1249561	2-AVX 13 x 1625 TM	236632	AVX 13 x 1425
0278044	AVX 13 x 1625 TM	1251720	AVX 10 x 1250	236632	AVX 13 x 1425 TM
0281983	2-AVX 13 x 1950 TM	1254890	AVX 13 x 1100 TM	236633	AVX 13 x 1375



Teilenummer Part number	Abmessung Dimension
----------------------------	------------------------

Teilenummer Part number	Abmessung Dimension
----------------------------	------------------------

Teilenummer Part number	Abmessung Dimension
----------------------------	------------------------

DAF	
-----	--

236633	AVX 13 x 1375 TM
236634	AVX 13 x 1350 TM
236635	AVX 13 x 1350 TM
236636	AVX 13 x 1450
236636	AVX 13 x 1450 TM
237784	AVX 13 x 1500
237784	AVX 13 x 1500 TM
237785	AVX 13 x 1450
237785	AVX 13 x 1450 TM
237839	AVX 13 x 1700
237839	AVX 13 x 1700 TM
238770	AVX 13 x 1475
238770	AVX 13 x 1475 TM
239484	AVX 13 x 950
239484	AVX 13 x 950 TM
243341	AVX 13 x 1600
243341	AVX 13 x 1600 TM
243807	AVX 13 x 1650
243807	AVX 13 x 1650 TM
243941	AVX 13 x 1575
243941	AVX 13 x 1575 TM
243941	AVX 13 x 1600
243941	AVX 13 x 1600 TM
243947	AVX 13 x 1600
243947	AVX 13 x 1600 TM
248044	AVX 13 x 1625
248044	AVX 13 x 1625 TM
248761	AVX 13 x 1525
248761	AVX 13 x 1525 TM
3040662	6 PK 1015 TM
3040668	10 PK 1360 TM
544262	AVX 13 x 1150
544262	AVX 13 x 1150 TM
CBU1182	8 PK 1400 TM
CBU1532	8 PK 1400 TM
CBU1716	8 PK 1460 TM
LBU5146	AVX 10 x 935
POE49882	AVX 13 x 925
POE49882	AVX 13 x 925 TM

DAIHATSU	
----------	--

135036402000	816UT
135036402100	816UT
135051504000	825ST
135051504100	825ST
1350587102	179ST
135058710200	179ST
135058730100	221UT
135058730300	220ST
135058770100	834ST
1351487206	ZRK 1002
1351487211	ZRK 1002
1351487711	ZRK 1155
1351487783	ZRK 1155
1356815010	ZRK 1034
1356887101	ZRK 1157
1356887102	ZRK 1157
1356887103	ZRK 1159
135688710300	ZRK 1159
1356887104	ZRK 1159
135688710400	ZRK 1159
1356887108	ZRK 1159
135688710800	ZRK 1159
1356887181	ZRK 1157
1356887182	ZRK 1157

DAIHATSU	
----------	--

1356887183	ZRK 1159
135688718300	ZRK 1159
1356887184	ZRK 1159
135688718400	ZRK 1159
1356887201	ZRK 1002
1356887206	ZRK 1002
1356887708	ZRK 1155
1356888361	ZRK 1255
13568B9050	ZRK 1159
2001251100	AVX 10 x 850
2001251120	AVX 10 x 850
2611251120	AVX 10 x 900
2611251121	AVX 10 x 864
4011251100	AVX 10 x 763
4011251102	AVX 10 x 763
4201251100	AVX 10 x 940
4431887201	3 PK 735
4431887401	4 PK 1015
4431887701	3 PK 830
4431887703	3 PK 763
4431887704	3 PK 560
4436087704	3 PK 560
8845887101	4 PK 841
8845887102	4 PK 835
8845887103	4 PK 835
8845887701	5 PK 812
8845887702	5 PK 900
8845887704	4 PK 845
8845887705	4 PK 845
8845887710	4 PK 825
8845887712	4 PK 805
8845887713	4 PK 805
8859497201	4 PK 715
8859497205	4 PK 715
9004831002	3 PK 785
9004831003	4 PK 780
9004831004	4 PK 775
9004831005	5 PK 975
9004831008	4 PK 705
9004831009	4 PK 705
9004831012	4 PK 790
9004831013	4 PK 790
9004831017	4 PK 780
9004831018	4 PK 790
9004831019	4 PK 780
9004831020	4 PK 715
9004831024	4 PK 763
9004831024	AVX 10 x 875
9004831029	4 PK 1755
9004831030	4 PK 1710
9004831046	6 PK 858
9004831047	6 PK 1205
9004831048	4 PK 1470
9004831052	4 PK 1755
9004831053	4 PK 1755
9004831059	6 PK 1580
9004831064	6 PK 1880
9004831065	6 PK 1820
9004831071	6 PK 1185
9004831500	5 PK 975
9004832002	AVX 10 x 785
9004832010	AVX 10 x 875
9004832022	AVX 10 x 875
9004832024	AVX 10 x 875
9004832035	AVX 10 x 940

DAIHATSU	
----------	--

9004832036	AVX 10 x 925
9004832040	AVX 10 x 763
9004832041	AVX 10 x 785
9004832042	AVX 10 x 900
9004832044	AVX 10 x 800
9004832045	AVX 10 x 785
9004832049	AVX 10 x 800
9004832050	AVX 10 x 800
9004832051	AVX 10 x 763
9004832052	AVX 10 x 763
9004832053	AVX 10 x 775
9004832061	AVX 10 x 785
9004832063	AVX 10 x 763
9004832076	AVX 10 x 775
9004931004	4 PK 775
9086100880	AVX 13 x 875
9087009300	AVX 10 x 940
9087009400	AVX 10 x 940
9089407960	AVX 10 x 800
9091602122	3 PK 800
9194008300	4 PK 835
9400483205	AVX 10 x 775
9932100791	AVX 10 x 800
9932100870	AVX 10 x 875
9932100885	AVX 10 x 888
9932100931	AVX 10 x 930
9932100961	AVX 10 x 965
9932100966	AVX 10 x 965
9932100975	AVX 10 x 975
9932101000	AVX 10 x 1000
9932110811	AVX 10 x 813
9932150726	AVX 10 x 740
9932150761	AVX 10 x 763
9932150791	AVX 10 x 800
9932150821	AVX 10 x 825
9932150931	AVX 10 x 940
9932150951	AVX 10 x 950
9932150956	AVX 10 x 965
9932150961	AVX 10 x 960
9932150966	AVX 10 x 965
9932150975	AVX 10 x 975
9932150996	AVX 10 x 1000
9932200860	AVX 13 x 865
9932200890	AVX 13 x 900
9932200930	AVX 13 x 930
9932200950	AVX 13 x 950
9932201155	AVX 13 x 1150
9932201155	AVX 13 x 1150 TM
9932201240	AVX 13 x 1250
9933110811	AVX 10 x 813
9933110870	AVX 10 x 875
9933150640	AVX 10 x 850
9933200805	AVX 13 x 800
9933200890	AVX 13 x 900
9933201055	AVX 13 x 1055
9933210761	AVX 13 x 775
9933210786	AVX 13 x 785
9933260831	AVX 13 x 835
9933260891	AVX 13 x 900
9936400830	4 PK 835
9936450830	4 PK 835
9936470830	4 PK 835
9936480830	4 PK 835
9936500820	5 PK 820
9936500920	5 PK 920

Teilenummer Part number	Abmessung Dimension	Teilenummer Part number	Abmessung Dimension	Teilenummer Part number	Abmessung Dimension
DAIHATSU		DEUTZ-FAHR		DEUTZ-FAHR	
9936550820	5 PK 820	01154359	AVX 13 x 1475 TM	01179675	AVX 10 x 1400
9952100843	AVX 10 x 850	01156921	AVX 10 x 1125	01179718	AVX 10 x 1350
9952100860	AVX 10 x 864	01173896	AVX 13 x 1425	01179718	AVX 10 x 1350 TM
9952100870	AVX 10 x 875	01173896	AVX 13 x 1425 TM	01179720	AVX 10 x 1425
9952100902	AVX 10 x 900	01173898	AVX 13 x 1375	01179722	AVX 10 x 1425
9952100909	AVX 10 x 900	01173898	AVX 13 x 1375 TM	01179747	AVX 10 x 1275
9952100919	AVX 10 x 925	01174283	AVX 13 x 1325	01179749	AVX 10 x 1350
9952100929	AVX 10 x 925	01174283	AVX 13 x 1325 TM	01179749	AVX 10 x 1350 TM
9952100950	AVX 10 x 950	01174284	AVX 13 x 1350 TM	01179777	AVX 10 x 975
9952110895	AVX 10 x 900	01174612	AVX 10 x 1000	01179779	AVX 10 x 1525
9952110959	AVX 10 x 950	01174834	AVX 13 x 1550	01179787	AVX 10 x 1525
9952110969	AVX 10 x 975	01174834	AVX 13 x 1550 TM	01179830	AVX 13 x 1000
9952111119	AVX 10 x 1125	01175719	AVX 13 x 1250	01179830	AVX 13 x 1000 TM
9952150895	AVX 10 x 900	01175719	AVX 13 x 1250 TM	01179831	AVX 13 x 1000
9952150919	AVX 10 x 925	01175745	AVX 10 x 975	01179831	AVX 13 x 1000 TM
9952150931	AVX 10 x 940	01175766	AVX 10 x 1525	01179852	AVX 10 x 1300
9952150959	AVX 10 x 965	01175882	AVX 10 x 1025	01179888	AVX 10 x 1300
9952150961	AVX 10 x 965	01175928	AVX 10 x 1050	01179890	AVX 13 x 1100 TM
9952150985	AVX 10 x 990	01175929	AVX 10 x 1025	01179978	AVX 10 x 1025
DATSUN		01175933	AVX 13 x 1025	01179988	AVX 10 x 1025
1172059M00	AVX 13 x 850	01175933	AVX 13 x 1025 TM	01179996	AVX 10 x 1050
1172069901	AVX 10 x 990	01175939	AVX 13 x 1425	01180150	AVX 13 x 1200
1172069920	AVX 10 x 990	01175939	AVX 13 x 1425 TM	01180150	AVX 13 x 1200 TM
1172077702	AVX 10 x 975	01175968	AVX 13 x 1250	01180172	AVX 13 x 1150
11720E4615	AVX 10 x 864	01175968	AVX 13 x 1250 TM	01180172	AVX 13 x 1150 TM
DEUTZ-FAHR		01175969	AVX 13 x 1275	01180173	AVX 10 x 1200
01116078	17 x 1000	01175969	AVX 13 x 1275 TM	01180182	AVX 13 x 1100 TM
01154305	AVX 13 x 1375	01175970	AVX 13 x 1275	01180194	AVX 10 x 1400
01154305	AVX 13 x 1375 TM	01175970	AVX 13 x 1275 TM	01180350	AVX 13 x 1275
01154306	AVX 13 x 1400 TM	01175974	AVX 13 x 1350 TM	01180350	AVX 13 x 1275 TM
01154307	AVX 13 x 1450	01176089	AVX 10 x 1050	01180434	AVX 10 x 750
01154307	AVX 13 x 1450 TM	01176178	AVX 10 x 1250	01180435	AVX 13 x 1250
01154308	AVX 13 x 1475	01176304	AVX 10 x 1375	01180435	AVX 13 x 1250 TM
01154308	AVX 13 x 1475 TM	01176324	AVX 10 x 1000	01180436	AVX 13 x 1325
01154309	AVX 13 x 1500	01176330	AVX 13 x 1375	01180436	AVX 13 x 1325 TM
01154309	AVX 13 x 1500 TM	01176330	AVX 13 x 1375 TM	01180437	AVX 13 x 1450
01154310	AVX 13 x 1525	01176331	AVX 10 x 1225	01180437	AVX 13 x 1450 TM
01154311	AVX 13 x 1600	01177081	AVX 13 x 1030	01180438	AVX 13 x 1475
01154311	AVX 13 x 1600 TM	01177873	AVX 13 x 1250	01180438	AVX 13 x 1475 TM
01154312	AVX 13 x 1700	01177873	AVX 13 x 1250 TM	01180462	AVX 10 x 785
01154312	AVX 13 x 1700 TM	01178737	AVX 13 x 1075 TM	01180464	AVX 13 x 975
01154321	AVX 13 x 1400 TM	01178738	AVX 13 x 1225	01180464	AVX 13 x 975 TM
01154322	AVX 13 x 1450	01178738	AVX 13 x 1225 TM	01180467	AVX 13 x 1025
01154322	AVX 13 x 1450 TM	01178739	AVX 13 x 1325	01180467	AVX 13 x 1025 TM
01154324	AVX 13 x 1675	01178739	AVX 13 x 1325 TM	01180468	AVX 13 x 1050
01154324	AVX 13 x 1675 TM	01179088	AVX 13 x 1060	01180468	AVX 13 x 1050 TM
01154325	AVX 13 x 1700	01179088	AVX 13 x 1060 TM	01180516	AVX 13 x 1300
01154325	AVX 13 x 1700 TM	01179456	AVX 13 x 810	01180516	AVX 13 x 1300 TM
01154334	AVX 10 x 1500	01179461	AVX 10 x 1125	01180517	AVX 13 x 1525
01154334	AVX 10 x 1500 TM	01179474	AVX 10 x 950	01180552	AVX 13 x 1225
01154335	AVX 10 x 1525	01179475	AVX 10 x 1225	01180552	AVX 13 x 1225 TM
01154339	AVX 10 x 600	01179476	AVX 10 x 1300	01180612	AVX 13 x 1350 TM
01154348	AVX 10 x 1184	01179477	AVX 10 x 1375	01180619	AVX 13 x 1125
01154350	AVX 10 x 1200	01179479	AVX 13 x 1075 TM	01180619	AVX 13 x 1125 TM
01154351	AVX 13 x 850	01179480	AVX 10 x 1375	01180640	AVX 10 x 775
01154352	AVX 13 x 1050	01179529	AVX 13 x 1825	01180655	AVX 13 x 1175
01154352	AVX 13 x 1050 TM	01179529	AVX 13 x 1825 TM	01180655	AVX 13 x 1175 TM
01154353	AVX 13 x 1075 TM	01179564	AVX 10 x 1175	01180663	AVX 13 x 975
01154354	AVX 13 x 1125	01179565	AVX 10 x 1125	01180663	AVX 13 x 975 TM
01154354	AVX 13 x 1125 TM	01179566	AVX 10 x 1150	01180709	AVX 10 x 875
01154357	AVX 13 x 1200	01179648	AVX 10 x 825	01180831	AVX 10 x 1250
01154357	AVX 13 x 1200 TM	01179650	AVX 13 x 1000	01180846	AVX 10 x 1175
01154359	AVX 13 x 1475	01179650	AVX 13 x 1000 TM	01180847	AVX 13 x 950
		01179673	AVX 13 x 1400 TM	01180847	AVX 13 x 950 TM
		01179674	AVX 10 x 1325	01180848	AVX 13 x 1000



Teilenummer Part number	Abmessung Dimension
----------------------------	------------------------

Teilenummer Part number	Abmessung Dimension
----------------------------	------------------------

Teilenummer Part number	Abmessung Dimension
----------------------------	------------------------

DEUTZ-FAHR

01180901	AVX 10 x 850
01180904	AVX 13 x 1312
01180913	AVX 13 x 975
01181076	AVX 13 x 1150
01181184	AVX 10 x 1000
01181185	AVX 13 x 1175
01181185	AVX 13 x 1175 TM
01181341	AVX 13 x 1350 TM
01181587	AVX 13 x 1225
01181675	AVX 10 x 690
01181775	AVX 13 x 1025
01181775	AVX 13 x 1025 TM
01181891	2-AVX 13 x 1450 TM
02234343	AVX 10 x 1375
02235056	AVX 10 x 1500
02235056	AVX 10 x 1500 TM
02235175	AVX 10 x 1300
02235176	AVX 10 x 1350
02235176	AVX 10 x 1350 TM
02235177	AVX 10 x 1400
02235178	AVX 10 x 1100
02235179	AVX 10 x 1125
02235180	AVX 10 x 1150
02235181	AVX 10 x 1175
02235253	AVX 10 x 1075
02235253	AVX 10 x 1075 TM
02235254	AVX 10 x 1350
02235254	AVX 10 x 1350 TM
02235257	AVX 10 x 1150
02235258	AVX 10 x 1175
02235260	AVX 10 x 1300
02235262	AVX 10 x 1500
02235262	AVX 10 x 1500 TM
02235263	AVX 10 x 1525
02235373	AVX 10 x 875
02235374	AVX 10 x 900
02235377	AVX 10 x 900
02235530	AVX 10 x 1275
02235531	AVX 10 x 1275
02235532	AVX 10 x 1340
02235533	AVX 10 x 1340
02235713	AVX 10 x 950
02235714	AVX 10 x 1325
02235816	AVX 10 x 1325
02237477	AVX 10 x 975
02418962	AVX 13 x 1075 TM
02419104	AVX 13 x 975
02419104	AVX 13 x 975 TM
02419105	AVX 13 x 1025
02419105	AVX 13 x 1025 TM
02419221	AVX 13 x 1200
02419221	AVX 13 x 1200 TM
02421916	AVX 13 x 1125
02421916	AVX 13 x 1125 TM
04147300	AVX 13 x 1425
04147300	AVX 13 x 1425 TM
04147646	AVX 13 x 1050
04147646	AVX 13 x 1050 TM
04232845	AVX 10 x 1325
04343181	AVX 13 x 1300
04343181	AVX 13 x 1300 TM
04359336	AVX 13 x 1400 TM
12270923	AVX 13 x 925
12270923	AVX 13 x 925 TM
12270924	AVX 10 x 1350

DEUTZ-FAHR

12270924	AVX 10 x 1350 TM
12272665	AVX 13 x 1525

DODGE

04593665AB	6 PK 2020
04891661AA	6 PK 1718
1821643	AVX 10 x 950
2843221	AVX 13 x 1175
2843221	AVX 13 x 1175 TM
4573013AC	6 PK 1345
4593684AA	6 PK 2100
4593852AB	6 PK 2020
4612669	6 PK 1045
4612828	6 PK 2510
4668180AB	4 PK 890
4792746AB	6 PK 1345
4854258	6 PK 2020
4861322AB	6 PK 2460
4861322AC	6 PK 2460
4861400	6 PK 1420
4861401	4 PK 905
4891598AB	6 PK 2550
4891661AA	6 PK 1718
4891692AB	6 PK 2040
4891704AA	6 PK 1190
4892680AA	6 PK 2130
4892747AA	4 PK 985
4892749AA	4 PK 900
4892750AA	6 PK 1400
5103564AA	6 PK 2270
5103565AA	6 PK 2260
5281140	6 PK 2075
53013905AC	6 PK 2205
53032037AL	6 PK 2228
53032037AM	6 PK 2228
53032125AB	6 PK 2240
53032125AE	6 PK 2205
53032755AA	6 PK 2228
53032817AA	6 PK 2205
53032817AB	6 PK 2205
MD322330	4 PK 900
MD365263	5 PK 1370
MD368275	6 PK 1195
MD376691	5 PK 940

DONGNAN (SOUEAST)

SMD182293	ZRK 1176
-----------	----------

ENASA

773851	AVX 13 x 1650
773851	AVX 13 x 1650 TM
773852	AVX 13 x 1750
773852	AVX 13 x 1750 TM
773853	AVX 13 x 1100
773853	AVX 13 x 1100 TM
773855	AVX 13 x 1525
773857	AVX 13 x 1725
773858	AVX 13 x 1125
773858	AVX 13 x 1125 TM
773858	AVX 13 x 1125 TM
773859	AVX 13 x 1000
773859	AVX 13 x 1000 TM
773860	AVX 13 x 975
773861	AVX 13 x 1400 TM
773862	AVX 13 x 1450
773862	AVX 13 x 1450 TM

ENASA

773863	AVX 13 x 1600
773863	AVX 13 x 1600 TM
773864	AVX 13 x 1625
773865	AVX 13 x 1575
773865	AVX 13 x 1575 TM
773867	AVX 13 x 950
773867	AVX 13 x 950 TM
773868	AVX 13 x 1150
773868	AVX 13 x 1150 TM

FERRARI

133228	5 PK 865
133262	4 PK 813
138325	5 PK 735
139449	6 PK 950
150008	5 PK 1330
156329	6 PK 1010
156708	6 PK 1000
158102	6 PK 1250
166453	5 PK 1300
201448	6 PK 1515
260292A	AVX 10 x 1075
260292A	AVX 10 x 1075 TM
260297A	AVX 10 x 950
260469A	AVX 10 x 925
260475A	AVX 10 x 838

FIAT

1300342080	5 PK 940
1313020080	6 PK 962
1473011080	ZRK 1127
1752164J00	5 PK 835
4025787	AVX 10 x 965
4028501	AVX 10 x 975
4028502	AVX 10 x 975
4037771	AVX 10 x 800
4042901	AVX 10 x 950
4045907	AVX 10 x 750
41118x3/4"	AVX 10 x 1275
4117293	AVX 10 x 813
4152329	ZRK 1087
4153106	AVX 10 x 735
4153107	AVX 10 x 750
4156392	AVX 10 x 800
4156930	AVX 10 x 750
4156931	AVX 10 x 800
4158857	AVX 10 x 850
4164623	AVX 10 x 785
4164887	AVX 10 x 1000
4165189	AVX 10 x 850
4166035	AVX 13 x 1550
4168467	AVX 10 x 913
4169467	AVX 10 x 913
4170927	AVX 10 x 1075
4170927	AVX 10 x 1075 TM
4171293	AVX 10 x 813
4174521	AVX 10 x 625
4176009	AVX 13 x 1250
4176009	AVX 13 x 1250 TM
4176054	AVX 13 x 1525
4176840	ZRK 1051
4181524	AVX 10 x 785
4181525	AVX 10 x 700
4182425	ZRK 1087
4182426	ZRK 1088



Teilenummer Part number	Abmessung Dimension	Teilenummer Part number	Abmessung Dimension	Teilenummer Part number	Abmessung Dimension
FIAT		FIAT		FIAT	
4201738	ZRK 1089	4511850	AVX 10 x 710	46429444	4 PK 705
4201739	ZRK 1089	4520320	AVX 10 x 850	46429930	6 PK 1830
4206718	AVX 10 x 1075	4537928	AVX 13 x 1300	46439000	6 PK 1105
4206718	AVX 10 x 1075 TM	4537928	AVX 13 x 1300 TM	46439824	6 PK 935
4218720	AVX 10 x 1100	4538873	AVX 10 x 1100	46443510	4 PK 780
4224377	AVX 10 x 825	4547433	AVX 13 x 1425	46444537	6 PK 1740
4225393	AVX 10 x 850	4547433	AVX 13 x 1425 TM	46446830	6 PK 1830
4229143	AVX 10 x 935	4547443	AVX 13 x 1425	46446963	4 PK 905
4229143	AVX 10 x 938	4547443	AVX 13 x 1425 TM	46448693	5 PK 940
4229144	AVX 10 x 1275	4547446	AVX 10 x 1050	46448694	4 PK 962
4229145	AVX 10 x 913	4606269	AVX 13 x 1425	46451652	4 PK 855
4242396	ZRK 1267	4606269	AVX 13 x 1425 TM	46451885	6 PK 1038
4250074	ZRK 1052	4606270	AVX 10 x 975	46451888	6 PK 1830
4279749	AVX 10 x 913	4606468	AVX 10 x 1275	4645365	AVX 10 x 975
4279749	AVX 10 x 925	4610482	AVX 10 x 975	46454225	5 PK 1025
4301066	AVX 10 x 1025	4610657	AVX 10 x 960	46456894	4 PK 962
4306859	AVX 10 x 800	4615469	AVX 10 x 1100	46457742	ZRK 1422
4306860	AVX 10 x 965	4615470	AVX 10 x 1110	4645911	AVX 13 x 1450
4306861	AVX 10 x 925	4615473	AVX 10 x 1110	4645913	AVX 13 x 1450
4306862	AVX 10 x 1275	4615474	AVX 10 x 1100	4645914	AVX 10 x 1050
4313390	AVX 10 x 825	4616155	AVX 10 x 960	4646105	AVX 13 x 1425
4320893	379UT	4616931	AVX 10 x 800	4646105	AVX 13 x 1425 TM
4320965	ZRK 1030	4617480	AVX 13 x 1300	4646107	AVX 13 x 1425
4332785	AVX 10 x 813	4617480	AVX 13 x 1300 TM	4646107	AVX 13 x 1425 TM
4335587	AVX 10 x 813	4619689	AVX 10 x 925	4646108	AVX 10 x 1050
4337104	AVX 10 x 1025	4619691	AVX 10 x 925	46462943	3 PK 668
4347067	ZRK 1030	4619695	AVX 10 x 1250	46462944	5 PK 940
4350651	AVX 10 x 1090	4619699	AVX 10 x 1250	46462949	6 PK 935
4365185	ZRK 1030	4620361	AVX 10 x 1140	46462950	6 PK 985
4367051	ZRK 1054	4624730	AVX 10 x 1100	46468650	5 PK 954
4371913	AVX 10 x 1000	4624733	AVX 10 x 960	4647062	6 PK 1840
4382104	AVX 10 x 1050	4624734	AVX 10 x 925	46471757	5 PK 954
4385150	AVX 10 x 710	4624736	AVX 10 x 1125	46473060	5 PK 954
4385583	379UT	4624737	AVX 10 x 1140	46473645	4 PK 940
4386575	376UT	4624738	AVX 10 x 1140	46474060	4 PK 750
4387012	ZRK 1031	4624745	AVX 10 x 1250	46474061	6 PK 1045
43895270	AVX 10 x 800	4625683	AVX 10 x 960	46474062	6 PK 1840
4393665	AVX 10 x 625	4625686	AVX 10 x 960	46474063	6 PK 1038
4401261	ZRK 1267	4631961	AVX 13 x 1450	46474064	6 PK 1830
4406633	ZRK 1057	4637986	AVX 10 x 1325	46474432	ZRK 1310
4406634	ZRK 1057	4638182	AVX 10 x 1110	46478610	ZRK 1244
4418465	ZRK 1030	4638401	AVX 10 x 1375	46479557	6 PK 1760
4420507	ZRK 1051	4639586	AVX 13 x 1750	4649011	AVX 10 x 1075
4427068	356ST	4639586	AVX 13 x 1750 TM	4649011	AVX 10 x 1075 TM
4438894	358ST	46400045	ZRK 1245	4650438	AVX 13 x 1300
4440806	AVX 10 x 1060	46400047	3 PK 668	4650438	AVX 13 x 1300 TM
4440806	AVX 10 x 1075	46400054	369UT	46514138	6 DPK 1225
4440806	AVX 10 x 1075 TM	46403146	4 PK 950	46514671	ZRK 1245
4442396	ZRK 1267	46403659	ZRK 1322	46516743	4 PK 905
4443446	381UT	46403679	170UT	46517850	4 PK 841
4443703	380UT	46403854	5 PK 940	46517851	4 PK 698
4448399	AVX 10 x 838	4640604	AVX 10 x 1050	46520499	6 PK 1390
4448400	AVX 10 x 838	46406340	4 PK 940	46520501	4 PK 755
4448400	AVX 10 x 844	46408751	ZRK 1244	46520502	4 PK 755
4452647	ZRK 1052	46411594	3 PK 668	46526291	ZRK 1205
4458068	AVX 10 x 864	46411595	4 PK 962	46527337	6 PK 1775
4464043	AVX 10 x 825	46412707	6 PK 925	46527552	4 PK 698
4466209	AVX 10 x 850	46413020	5 PK 975	46528833	3 PK 648
4466209	AVX 10 x 864	46416489	368ST	46533490	6 PK 1125
4467845	AVX 10 x 825	46417967	ZRK 1244	46537099	4 PK 962
4470182	AVX 10 x 888	46424623	3 PK 1000	46540546	6 PK 1038
4478580	AVX 10 x 825	46426983	ZRK 1113	46541065	ZRK 1246
4503472	AVX 10 x 710	46426983/608	ZRK 1113	46542138	5 PK 940
4503473	AVX 13 x 1050	46428896	4 PK 980	46542139	5 PK 954
4503473	AVX 13 x 1050 TM	46429443	4 PK 675	46542302	4 PK 962



Teilenummer Part number	Abmessung Dimension	Teilenummer Part number	Abmessung Dimension	Teilenummer Part number	Abmessung Dimension
FIAT		FIAT		FIAT	
46542303	4 PK 855	4688852	AVX 10 x 1100	504066407	4 EPK 903
46548288	ZRK 1422	4688853	AVX 10 x 1125	504076915	ZRK 1596
46548454	5 PK 1175	4688854	AVX 10 x 1140	504087247	4 EPK 1102
4654911	AVX 10 x 1075	4688854	AVX 10 x 1150	504092340	6 PK 1165
4654911	AVX 10 x 1075 TM	4688855	AVX 10 x 1140	504171190	6 PK 950
46549624	5 PK 1190	4688856	AVX 10 x 990	504171191	6 PK 995
46550322	5 PK 1590	4688857	AVX 10 x 990	504183759	449ST
46554745	4 PK 685	4688859	AVX 10 x 960	51758124	6 PK 1390
46554826	369UT	4696714	AVX 10 x 1175	51758365	6 PK 1413
46555974	6 PK 1795	4702438	AVX 10 x 1140	51758366	6 PK 1413
46556131	6 PK 1795	4705361	AVX 10 x 1125	5356125	ZRK 1309
46557131	4 PK 780	4706572	AVX 10 x 1150	5414629	AVX 10 x 1175
4660360	AVX 10 x 990	4706573	AVX 10 x 1150	5491758	AVX 10 x 700
4660361	AVX 10 x 990	4708482	AVX 13 x 1200	5492554	AVX 10 x 600
4665640	AVX 10 x 1025	4712147	AVX 10 x 1300	5494188	AVX 10 x 825
4665641	AVX 10 x 1025	4712148	AVX 10 x 1300	5495830	289UT
46736814	4 PK 665	4712149	AVX 10 x 1300	5496878	ZRK 1096
46738444	5 PK 940	4717331	AVX 13 x 1750	55182511	4 EPK 1022
46738445	3 PK 668	4717331	AVX 13 x 1750 TM	55183446	ZRK 1469
46746017	4 PK 841	4717332	AVX 13 x 1300	55183527	371ST
46747484	6 PK 1230	4717332	AVX 13 x 1300 TM	55183528	ZRK 1466
46747485	6 PK 1230	4720777	ZRK 1100	55185077	6 PK 1185
46749664	6 PK 1830	4726466	AVX 13 x 1200	55188191	ZRK 1245
46749665	6 PK 1840	4726920	AVX 10 x 1350	55189680	6 PK 1820
46750865	ZRK 1438	4732574	AVX 13 x 1025	55189686	6 PK 1740
46751187	ZRK 1322	4740846	359UT	55189689	6 PK 1760
46751200	4 PK 675	4740847	357ST	55191004	6 PK 1275
46755987	6 PK 820	4741536	372ST	55191005	6 PK 1275
46759720	6 PK 1840	4749444	AVX 13 x 1000	55191006	6 PK 1195
46770210	4 PK 675	4751143	ZRK 1102	55191315	371ST
46770217	6 PK 985	4756335	AVX 10 x 1525	55191970	5 PK 1145
46770218	3 PK 720	4756336	AVX 10 x 1525	55192075	6 PK 1038
46770219	4 PK 905	4758123	AVX 10 x 913	55192239	365ST
46770221	3 PK 685	4759595	AVX 13 x 1450	55192240	228ST
46770222	5 PK 975	4759597	AVX 13 x 1450	55192773	229ST
46770223	6 PK 935	4761774000	AVX 13 x 1525	55192799	5 PK 940
46770224	4 PK 950	4764805	AVX 10 x 1050	55192802	3 PK 668
46775098	6 PK 1138	4764807	AVX 10 x 1025	55192896	ZRK 1540
46776647	3 PK 698	4764808	AVX 10 x 1025	55193659	ZRK 1701
46780356	3 PK 698	4765100	AVX 10 x 925	55193679	6 PK 815
46780505	ZRK 1113	4776672	AVX 13 x 1475	55193795	5 PK 1145
46786740	6 PK 1775	4796327	AVX 10 x 1175	55194752	6 PK 1055
46787905	3 PK 913	4796328	AVX 10 x 1200	55196971	367ST
46787907	6 PK 1760	4796442	AVX 10 x 1325	55200252	6 PK 1395
46791187	ZRK 1747	4796650	AVX 10 x 1200	55200253	6 PK 1413
46791188	ZRK 1113	4799498	AVX 10 x 1100	55200255	6 PK 1055
46791189	ZRK 1451	4829182	AVX 13 x 925	55200441	421UT
46792898	368ST	4830920	AVX 13 x 1275	55202378	6 PK 1255
46798891	6 PK 1145	4830921	AVX 13 x 1700	55202379	6 PK 800
46801955	6 PK 1055	4834370	ZRK 1094	55202584	6 PK 800
46801957	6 PK 1820	4834880	AVX 13 x 825	55202585	6 PK 1255
46803270	6 PK 1055	4872967	AVX 10 x 1525	55202586	6 PK 1185
46803271	6 PK 1820	4888854	AVX 10 x 1140	55202621	6 PK 1318
46806144	6 PK 1090	500323627	ZRK 1316	55203784	ZRK 1701
46809420	4 PK 665	500328902	359UT	55203785	ZRK 1469
46811241	4 EPK 917	500344281	5 PK 1104	55203786	ZRK 1438
46811283	4 EPK 874	500345344	6 PK 913	55210626	ZRK 1306
46811573	6 PK 1275	500346828	6 PK 950	55216056	6 PK 1395
46817666	170UT	500371975	ZRK 1596	55218886	6 PK 1670
46818260	5 PK 1155	500385160	6 PK 995	55350419	5 PK 1450
46820062	6 PK 1185	500388408	7 PK 1080	55350421	5 PK 1545
46820063	6 PK 1310	500388688	459UT	55351458	5 PK 1030
46820063A696	6 PK 1310	504010846	449ST	55556430	5 PK 1590
4683770	AVX 10 x 1125	504012393	4 PK 985	55559175	6 PK 2120
4683771	AVX 10 x 1125	504066406	ZRK 1596	55560082	425ST

Teilenummer Part number	Abmessung Dimension	Teilenummer Part number	Abmessung Dimension	Teilenummer Part number	Abmessung Dimension
FIAT		FIAT		FIAT	
55562217	425ST	60667050	6 PK 1290	71738160	5 PK 954
55570289	425ST	60667257	6 PK 1820	71738161	3 PK 698
561239	AVX 13 x 1125	60671573	378UT	71739512	6 PK 1275
561239	AVX 13 x 1125 TM	60674147	6 PK 1795	71739607	4 PK 675
5619217	350ST	60676137	6 PK 1025	71739608	4 PK 705
568082	AVX 13 x 1150	60807260	ZRK 1286	71739609	4 PK 940
568082	AVX 13 x 1150 TM	60808684	5 PK 905	71739610	5 PK 962
572192	AVX 13 x 1125	60808954	7 PK 1175	71739618	5 PK 886
572192	AVX 13 x 1125 TM	60809160	5 PK 940	71739619	3 PK 685
573972	AVX 13 x 1125	60812622	365ST	71739620	6 PK 935
5889260	ZRK 1248	60812624	378UT	71739621	4 PK 950
5930833	AVX 10 x 825	60812718	228ST	71739627	ZRK 1253
5931389	AVX 10 x 1090	60813415	378UT	71739801	426UT
5931389	AVX 10 x 1100	60813590	421UT	71739873	ZRK 1455
5931889	AVX 10 x 1075	60813756	6 PK 1045	71739899	ZRK 1052
5931889	AVX 10 x 1075 TM	60814603	ZRK 1113	71739901	ZRK 1100
5933783	AVX 10 x 838	60816661	6 PK 1760	71739905	5 PK 940
5947594	AVX 10 x 838	71712149	5 PK 1055	71739910	6 PK 1751
5947596	AVX 10 x 1075	71718718	4 PK 675	71739911	5 PK 975
5947596	AVX 10 x 1075 TM	71718838	4 PK 841	71739914	7 PK 1950
5948450	AVX 10 x 1060	71719005	ZRK 1244	71739916	6 PK 1795
5949504	AVX 10 x 800	71719007	5 PK 985	71739921	6 PK 1660
5952181	360UT	71719039	4 PK 698	71739923	6 PK 1740
5952779	ZRK 1082	71719079	5 PK 925	71739924	6 PK 1740
5953873	AVX 10 x 938	71719174	4 PK 913	71739925	4 PK 780
5956109	377UT	71719394	6 PK 1840	71739928	6 PK 913
5956125	ZRK 1309	71719396	6 PK 985	71739929	6 PK 950
5966001	352ST	71719397	5 PK 954	71740485	4 PK 685
5970621	373UT	71719398	3 PK 913	71740977	350ST
5972277	350ST	71719399	3 PK 720	71742126	4 PK 805
5973343	ZRK 1053	71719400	6 PK 1138	71742127	5 PK 835
5973727	ZRK 1058	71719401	6 PK 1775	71743889	6 PK 1390
5985019	353ST	71719407	5 PK 970	71744462	6 PK 1255
5985163	ZRK 1085	71719414	3 PK 698	71744463	6 PK 800
5985207	AVX 10 x 775	71719643	ZRK 1422	71745115	6 PK 1185
5990576	AVX 10 x 888	71719644	6 PK 1055	71746353	KT 1324
5990578	5 PK 835	71719645	6 PK 1820	71746480	6 PK 815
5990649	AVX 10 x 913	71719646	ZRK 1310	71746481	6 PK 800
5990790	AVX 10 x 888	71719650	ZRK 1306	71746482	6 PK 1255
5990928	354UT	71719651	ZRK 1113	71746714	6 PK 1390
5992345	AVX 10 x 965	71719652	ZRK 1205	71747596	4 PK 805
5992518	373UT	71719738	4 PK 665	71747799	371ST
5997325	351ST	71719745	5 PK 905	71749421	5 PK 962
5997326	351ST	71728659	6 PK 1090	71749424	4 PK 913
60565258	4 PK 790	71731639	ZRK 1113	71749430	5 PK 1055
60568842	7 PK 1240	71732350	5 PK 1145	71749436	6 PK 698
60573075	7 PK 1175	71732394	6 PK 1795	71749441	6 PK 925
60575209	4 PK 763	71734715	6 PK 1760	71749447	5 PK 1175
60596372	365ST	71734716	6 PK 1740	71749452	6 PK 1751
60607965	378UT	71734717	6 PK 1820	71749457	6 PK 935
60610910	6 PK 1840	71734799	368ST	71749460	4 PK 950
60610911	6 PK 1045	71736242	6 PK 1270	71749475	ZRK 1310
60617860	6 PK 1045	71736257	6 PK 1360	71753156	ZRK 1469
60617861	6 PK 1045	71736493	370UT	71753670	6 PK 1840
60617862	6 PK 1840	71736715	KT 1081	71753676	4 PK 962
60617863	6 PK 1840	71736716	KT 1527	71754560	KT 1426
60620887	ZRK 1420	71736717	KT 1253	71771578	KT 1519 W1
60625129	ZRK 1306	71736718	KT 1316	71771579	KT 1535 W1
60625130	ZRK 1249	71736719	KT 1324	71771584	KT 1426 W1
60652129	378UT	71736720	KT 1229	71771588	KT 1415 W1
60656341	ZRK 1306	71736722	KT 1349	7301221	AVX 10 x 913
60656342	ZRK 1249	71736724	KT 1294	7301775	AVX 10 x 900
60664403	378UT	71736725	KT 1348	7302203	AVX 10 x 900
60666949	6 PK 1045	71736726	KT 1404	7302675	ZRK 1094
60666950	6 PK 1840	71736793	370UT	7302791	AVX 10 x 635



Teilenummer Part number	Abmessung Dimension	Teilenummer Part number	Abmessung Dimension	Teilenummer Part number	Abmessung Dimension
FIAT		FIAT		FIAT	
7303004	AVX 10 x 925	7618111	5 PK 925	7710579	ZRK 1249
7303414	ZRK 1100	7619418	AVX 10 x 675	7718418	5 PK 1104
7303415	ZRK 1102	7621046	5 PK 1060	7720923	AVX 13 x 1050
73501580	6 PK 1760	7621256	AVX 13 x 875	7721293	5 PK 935
73501649	6 PK 1195	7623829	AVX 10 x 685	7730052	6 PK 894
73501904	5 EPK 926	7627106	5 PK 920	7730054	6 PK 925
73502928	6 PK 1360	7627201	5 PK 1015	7732138	5 PK 886
73502929	6 PK 1360	7629031	5 PK 905	7732676	ZRK 1246
73503128	170UT	7629229	5 PK 920	7742320	ZRK 1027
73636895	3 PK 913	7629235	AVX 13 x 765	7743081	ZRK 1244
7533266	ZRK 1213	7629316	AVX 13 x 800	7743660	4 PK 870
7533267	ZRK 1213	7629479	5 PK 905	7745354	4 PK 705
7533397	AVX 10 x 775	7631375	5 PK 925	7749145	5 PK 940
7535218	AVX 10 x 675	7631670	AVX 10 x 850	7750728	3 PK 685
7540301	382UT	7631671	AVX 10 x 850	7753473	3 PK 720
7541662	AVX 10 x 913	7632090	5 PK 962	7753474	4 PK 950
7541718	174UT	7633335	AVX 10 x 735	7758970	5 PK 925
7548076	ZRK 1286	7633936	4 PK 1100	7758972	4 PK 962
7552281	AVX 10 x 1090	7635566	4 PK 1100	7761146	4 PK 940
7552380	AVX 10 x 775	7636057	4 PK 1050	7761147	5 PK 940
7553224	5 PK 850	7636058	4 PK 1050	7762910	ZRK 1243
7553564	361ST	7636059	4 PK 1060	7763644	370UT
7553565	362UT	7636060	4 PK 1060	7763980	4 PK 905
7553760	353ST	7636448	3 PK 675	7764894	4 PK 925
7553761	354UT	7636895	3 PK 913	7764914	ZRK 1747
7554701	ZRK 1111	7636896	3 PK 913	7765715	5 PK 925
7565583	ZRK 1053	7638224	AVX 10 x 735	7765716	4 PK 913
7565617	ZRK 1248	7638225	AVX 10 x 735	7765717	5 PK 962
7565945	6 PK 1610	7640256	5 PK 905	7765718	4 PK 962
7575315	AVX 10 x 1000	7640257	5 PK 985	7765719	5 PK 886
7576114	AVX 10 x 1090	7640258	5 PK 925	7765720	AVX 10 x 685
7576135	ZRK 1244	7640261	AVX 10 x 913	7766106	6 PK 1138
7581316	AVX 10 x 825	7644467	5 PK 962	7766684	6 PK 1038
7581464	AVX 10 x 675	7644875	4 PK 962	7771529	4 PK 1005
7589248	AVX 13 x 825	7644876	4 PK 962	7771530	AVX 10 x 685
7596397	AVX 10 x 1025	7644928	AVX 10 x 800	7772961	229ST
7596692	ZRK 1251	7646725	ZRK 1027	7774591	ZRK 1252
7596722	ZRK 1253	7646849	5 PK 1055	7778459	3 PK 935
7596727	373UT	7649219	AVX 13 x 850	7778565	371ST
7596728	363UT	7650608	AVX 10 x 850	7780420	6 PK 935
7596876	373UT	7651197	4 PK 913	7780556	6 PK 985
7596877	363UT	7651198	4 PK 913	7780557	6 PK 985
7596960	ZRK 1250	7651549	AVX 13 x 750	7781034	4 PK 750
7604445	5 PK 985	7651558	5 PK 970	7782192	367ST
7609091	AVX 10 x 913	7652245	4 PK 1100	7789700	5 PK 1435
7609093	AVX 10 x 888	7655543	AVX 13 x 850	7798114	6 DPK 1237
7610476	AVX 10 x 710	7655544	AVX 13 x 750	7798722	6 PK 698
7610945	AVX 10 x 675	7657701	4 PK 925	7799581	4 PK 855
7611334	AVX 10 x 650	7657703	4 PK 925	7813076000	AVX 10 x 888
7613823	ZRK 1254	7658133	5 PK 1005	82068043	AVX 10 x 775
761473	AVX 13 x 1325	7659062	ZRK 1252	82332275	AVX 10 x 700
761473	AVX 13 x 1325 TM	7659699	AVX 10 x 675	82341655	AVX 13 x 1825
761474	AVX 13 x 1325	7665583	ZRK 1053	82342730	AVX 10 x 1140
761474	AVX 13 x 1325 TM	7671402	AVX 10 x 913	82398036	AVX 10 x 775
7614957	AVX 10 x 735	76770211	4 PK 675	82401268	AVX 13 x 1400
761499	AVX 13 x 1375	7685363	AVX 10 x 1060	82401269	AVX 13 x 1225
761499	AVX 13 x 1375 TM	7692829	AVX 10 x 864	82404105	AVX 10 x 825
7614999	ZRK 1286	7695546	ZRK 1247	8814832	AVX 13 x 1275
7615058	5 PK 985	7695968	5 PK 1040	8814832	AVX 13 x 1275 TM
7617214	AVX 13 x 1050	7701471773	KT 1217	8827589	AVX 13 x 1285
7617420	AVX 10 x 935	7702169	5 PK 1055	9150694980	AVX 10 x 925
7617420	AVX 10 x 938	7702175	4 PK 905	9153623080	5 PK 970
7617421	4 PK 890	7702740	5 PK 1040	9153670080	AVX 10 x 925
761769	AVX 13 x 1375	7704978	4 PK 675	9400816190	ZRK 1149
761769	AVX 13 x 1375 TM	7706132	5 PK 970	9400816549	ZRK 1144



Teilenummer Part number	Abmessung Dimension	Teilenummer Part number	Abmessung Dimension	Teilenummer Part number	Abmessung Dimension
FIAT		FIAT		FIAT	
9400816589	ZRK 1262	9619779380	ZRK 1128	9662806680	6 PK 1670
9400816939	ZRK 1351	96205509	6 PK 1605	9664069380	6 EPK 873
9400816969	ZRK 1352	9620550980	6 PK 1605	9664069480	4 EPK 922
9400816989	ZRK 1029	96209038	6 PK 730	9664471589	6 PK 1390
9400818199	275ST	9620903880	6 PK 730	98415921	ZRK 1316
9400829598	437ST	96225212	6 PK 1115	98419390	ZRK 1312
9400829629	250UT	9622521280	6 PK 1115	98455448	5 PK 886
9400829669	294ST	96225213	6 PK 1740	98485800	5 PK 1080
9400829929	294ST	9622574480	283ST	98487322	6 PK 894
9400830149	255UT	9623436980	6 PK 1153	987107	AVX 10 x 775
9400830289	293UT	96236847	6 PK 1165	99456476	ZRK 1312
9400830319	293UT	9623684780	6 PK 1145	99456477	ZRK 1332
9400830379	255UT	96242335	4 PK 755	99461357	359UT
9400830429	295UT	9624233580	4 PK 755	99461358	357ST
9400830509	448UT	96242336	4 PK 755	99461393	6 PK 913
9400831069	KT 1068	9624233680	4 PK 755	99462544	5 PK 1104
9400831279	KT 1040	96242337	6 PK 1740	KTBWP4920	KT 1415 W1
9400831349	KT 1522	96242338	6 PK 1105		
9400831409	KT 1327	9624233880	6 PK 1105	FORD	
9400831489	KT 1216	96267903	6 PK 1390	028260849D	6 PK 1145
9400831529	KT 1070	9627860780	251SR	028903137AM	6 PK 925
9400831559	KT 1244	96284665	6 PK 1740	028903137T	6 PK 1045
9400831589	KT 1433	9628990280	554UT	1000156	ZRK 1184
9400831609	KT 1350	96290540	6 PK 1740	1000158	ZRK 1184
9400831629	KT 1327	9629054080	6 PK 1740	1000159	327ST
9400831739	KT 1351	96294857	6 PK 865	1004297	ZRK 1172
9400831789	KT 1327	96294872	6 PK 1025	1004299	ZRK 1172
9400831829	KT 1327	96307961	6 PK 1751	1004409	325ST
9400831869	KT 1370	9630796180	6 PK 1751	1004484	6 PK 1185
9400831889	KT 1244	96313338	6 PK 1740	1004485	6 PK 1751
94633780	6 PK 1390	96324103	6 PK 1740	1004486	6 PK 1930
9463380180	ZRK 1445	96324104	6 PK 1740	1004487	6 PK 1775
9463380680	ZRK 1352	9632722180	295UT	1004582	6 PK 858
9464034300	ZRK 1441	9633010080	6 PK 865	1004583	6 PK 1735
9464034380	ZRK 1441	96330104	6 PK 1045	1005120	111UT
9464464980	ZRK 1149	9633010480	6 PK 1045	1005516	324ST
9464640480	447ST	96334781	6 PK 1470	1005822	320ST
9464867280	6 PK 1675	9633478180	6 PK 1470	1005823	304UT
9467521380	431ST	9634765180	6 PK 1710	1005824	ZRK 1000
9467544580	KT 1415	9637513980	ZRK 1445	1005828	ZRK 1000
9467565880	ZRK 1460	9637514080	ZRK 1445	1009900	6 PK 1440
9467581780	ZRK 1457	9637529480	6 PK 1440	10111698	6 PK 1900
9467637180	ZRK 1592	9638027080	6 PK 1580	1011614	6 PK 1950
9467642480	ZRK 1592	9638234780	6 PK 1470	1011616	6 PK 1413
9607451480	251SR	9638464180	6 PK 1735	1011688	6 PK 1820
9608859180	278SR	9638464380	6 PK 1751	1011696	6 PK 1352
96142840	6 PK 698	9641069580	6 PK 1190	1011697	6 PK 913
9614284080	6 PK 698	9641198680	6 PK 1440	1011698	6 PK 1900
96152078	6 PK 1660	9641539380	332UT	1013197	6 PK 2100
9615207880	6 PK 1660	9641705880	6 PK 1710	1013202	6 PK 2080
96152079	6 PK 1660	9642430680	6 PK 1185	1014374	6 PK 1718
96152082	6 PK 1070	9642929880	345ST	1015694	6 PK 1420
9615208280	6 PK 1070	9643329680	294ST	1017591	5 PK 886
96152084	6 PK 1078	9644846680	6 PK 1740	1017592	5 PK 1140
9615208480	6 PK 1078	9647463180	6 PK 1470	1017593	5 PK 675
96152085	6 PK 1078	9651255780	6 PK 1565	1019889	6 PK 1440
96152089	6 PK 1100	9652250480	6 PK 870	1021706	316ST
9615208980	6 PK 1100	9652250580	6 PK 870	1021707	317ST
9615923380	277UT	9652746480	6 PK 1185	1027405	6 PK 2040
96170126	6 PK 1165	9654114480	6 PK 1710	1028278	5 PK 1015
9617012680	6 PK 1145	9655945780	6 PK 1215	1028279	5 PK 1025
9617188680	274ST	9658144280	4 EPK 922	1028280	5 PK 710
96188879	6 PK 1115	9658144580	6 EPK 873	1033499	6 PK 2040
9618887980	6 PK 1115	9658643680	6 PK 1205	1033500	6 PK 1755 TM
96188881	6 PK 1740	9662187580	ZRK 1575	1036916	6 PK 1940



Teilenummer Part number	Abmessung Dimension	Teilenummer Part number	Abmessung Dimension	Teilenummer Part number	Abmessung Dimension
FORD		FORD		FORD	
1036917	6 PK 1760	1111928	6 DPK 1195	1229549	6 PK 975
1037149	ZRK 1290	1112530	KT 1011	1229723	ZRK 1460
1037660	ZRK 1184	1112531	ZRK 1434	1229768	KT 1390
1039422	231ST	1112954	6 PK 1940	1231960	6 PK 1215
1039799	5 PK 1140	1113169	ZRK 1000	1231975	447ST
1039800	6 PK 925	1113174	249ST	1231976	ZRK 1452
1040677	317ST	1113179	ZRK 1000	1231978	448UT
1040678	316ST	1113180	ZRK 1353	1231979	KT 1428
1040754	6 PK 1432	1113355	231ST	1232500	6 PK 1305
1040760	6 PK 1570	1119021	152ST	1250636	ZRK 1338
1041193	6 PK 1751	1119023	161ST	1253937	6 PK 1215
1041194	6 PK 1930	1119151	6 PK 1265	1301972	231ST
1041869	ZRK 1225	1120198	6 PK 2228	1301973	231ST
1049578	6 PK 1975	1120199	4 PK 735	1303612	3 PK 675
1049613	6 PK 2100	1124040	KT 1319	1303613	5 PK 1015
1049653	ZRK 1425	1125415	6 PK 1642	1303771	ZRK 1184
1050417	6 PK 2120	1127235	6 PK 1685	1303929	6 PK 2191
1051901	114SR	1127408	6 PK 1775	1308095	6 PK 2225
1053837	ZRK 1184	1129181	7 PK 2710 TM	1308228	6 PK 1460
1056697	317ST	1129182	7 PK 2875 TM	1316336	6 PK 1520
1056892	ZRK 1424	1129745	6 PK 1950	1316337	6 PK 1352
1057840	4 PK 1485	1131812	ZRK 1338	1320286	6 PK 1675
1058458	128ST	1133958	6 PK 1420	1320289	6 PK 1920
1059982	4 PK 1510	1133960	6 PK 1718	1328472	327ST
105E8620A	AVX 10 x 750	1135354	ZRK 1425	1343139	6 PK 2215
1068252	6 PK 1900	1135355	ZRK 1424	1343681	6 PK 2270
1070102	6 PK 1765	1135356	328UT	1346034	5 EPK 705
1072031	327ST	1135358	KT 1240	1348648	KT 1328
1072131	231ST	1135719	6 PK 1145	1353946	4 EPK 711
1072316	6 PK 1740	1136426	KT 1241	1359934	331ST
1072317	6 PK 1890	1137008	6 PK 1915	1361185	6 PK 1352
1079173	329ST	1141314	6 PK 1345	1361840	231ST
1079383	6 PK 1413	1141315	6 PK 1710	1370971	5 PK 850
1079384	6 PK 1718	1141317	5 EPK 690	1370974	5 PK 890
1079390	ZRK 1353	11425146	AVX 10 x 950	1371753	707UT
1084993	6 PK 1675	1142688	6 EPK 1042	1372764	7 PK 2842 TM
1084994	6 PK 1920	1143407	6 EPK 1019	1373250	ZRK 1460
1085038	6 PK 1445	11436104	AVX 10 x 1100	1373306	KT 1390
1087286	5 PK 886	11436795	AVX 10 x 1125	1376104	6 PK 2205
1089877	6 PK 1700	11436796	AVX 10 x 1250	1376751	7 PK 2682 TM
1093816	5 PK 1140	11436933	AVX 10 x 1215	1376752	7 PK 2842 TM
1094675	6 PK 1930	11436934	AVX 10 x 1100	1380026	KT 1440
1094675	6 PK 1940	11446026	AVX 10 x 950	1380026	KT 1529
1095025	555UT	11446055	AVX 10 x 1000	1381643	6 PK 1205
1095321	5 PK 1025	11448389	AVX 10 x 1225	1381645	6 PK 1685
1097331	6 PK 1145	1145904	ZRK 1304	1383663	6 PK 1670
1097332	6 PK 1055	1145947	331ST	1387692	6 PK 2225
1099552	317ST	1145950	ZRK 1441	1387693	6 PK 2215
1099553	316ST	1145955	332UT	1402165	AVX 13 x 1030
1099892	7 PK 2710 TM	11464038	AVX 10 x 1075	1416245	6 PK 2200
1099893	7 PK 2875 TM	11464038	AVX 10 x 1075 TM	1418182	6 PK 1685
1100566	151ST	11526149	AVX 10 x 850	1422141	6 PK 2215
1100583	159ST	118E8620A	AVX 10 x 750	1427353	6 PK 1748
1100585	160UT	1201255	KT 1319	1430423	AVX 10 x 785
1102826	6 PK 1610	1202679	6 PK 1685	1434283	6 PK 1670
1102827	6 PK 1642	1202680	6 PK 2176	1438094	ZRK 1213
1104087	231ST	1206466	6 PK 1642	1438244	6 PK 1215
1107573	327ST	1211185	KT 1328	1440434	7 PK 2842 TM
1108752	KT 1006	1213852	555UT	1446647	ZRK 1460
1108756	KT 1035	1215977	ZRK 1353	1446648	KT 1390
1108758	KT 1035	1215978	249ST	1451510	ZRK 1575
1110999	KT 1036	1217320	ZRK 1184	1461858	AVX 13 x 1125
1111241	6 DPK 1320	1221490	162ST	1461858	AVX 13 x 1125 TM
1111242	6 DPK 1320	1221491	163UT	1462109	AVX 13 x 1025
1111911	231ST	1229548	6 PK 800	1462109	AVX 13 x 1025 TM



Teilenummer Part number	Abmessung Dimension	Teilenummer Part number	Abmessung Dimension	Teilenummer Part number	Abmessung Dimension
FORD		FORD		FORD	
1465590	6 EPK 1029	1643815	AVX 10 x 913	2733E8620A	AVX 10 x 750
1467814	AVX 10 x 1250	1649170	ZRK 1039	2735E8620A	AVX 10 x 800
1471768	6 PK 2245	1649171	ZRK 1039	2735E8620C	AVX 10 x 800
1471770	6 PK 1840	1650769	6 PK 1230	2C1Q6C301A	6 PK 1642
1473402	6 PK 2215	1650770	6 PK 1820	2M216K254AA	162ST
1473889	AVX 10 x 864	1650771	6 PK 1965	2M216K297AA	163UT
1475778	AVX 13 x 1225	1653887	ZRK 1107	2M5V6C301A	6 PK 2115
1475778	AVX 13 x 1225 TM	1653888	ZRK 1104	2S616C301CA	6 PK 1345
1479084	249ST	1654387	6 PK 913	2S616C301DA	6 PK 1710
1481774	331ST	1657013	ZRK 1000	2S6E6C301CA	5 EPK 690
1494726	AVX 13 x 1175	1657176	311SR	2S6E6C301CB	5 EPK 690
1494787	6 PK 1748	1660555	ZRK 1104	2S6E6C301DA	6 EPK 1019
1496915	305ST	1663392	ZRK 1434	2S6E6C301DB	6 EPK 1019
1500004	326UT	1669898	ZRK 1290	2S6G6C301AA	6 PK 2240
1502521	AVX 10 x 888	1669904	128ST	2S6G6C301BA	6 PK 2191
1502917	AVX 10 x 930	1672143	KT 1297	2S6G6C301C	6 PK 2191
1502917	AVX 10 x 938	1672144	KT 1446	2S6G6C301JA	6 PK 1685
1502948	AVX 10 x 1250	1675963	ZRK 1172	2S6G6C301KA	6 PK 2176
1502949	AVX 10 x 1175	1683824	ZRK 1592	2S6Q6B217AA	331ST
1503819	AVX 10 x 925	1707030	ZRK 1592	2S6Q6B217AB	331ST
1503819	AVX 10 x 930	1776433	AVX 13 x 1150	2S6Q6B217AD	331ST
1511349	AVX 13 x 900	1776433	AVX 13 x 1150 TM	2S6Q6B217AE	331ST
1511349	AVX 13 x 918	1796765	AVX 10 x 1235	2S6Q6M250A	332UT
1515007	AVX 13 x 915	1805736	AVX 10 x 1400	2S6Q8A615AA	KT 1328
1517293	AVX 10 x 1300	1822583	AVX 13 x 1400	2S6Q8A615AB	KT 1328
1535422	5 PK 1145	1827214	AVX 13 x 1450	2T1Q6C301AA	6 PK 1460
1535430	4 PK 665	1827336	AVX 13 x 1400	2T1Q6K254AA	249ST
1539584	6 PK 975	1836785	AVX 13 x 1400	2T1Q6K254AB	249ST
1539585	6 PK 800	1845565	AVX 13 x 1400	2T1Q6K288AA	ZRK 1353
1539603	6 PK 1185	1C1Q6C301A	6 EPK 831	2T1Q6M260A	KT 1319
1539606	6 PK 1310	1C1Q6C301B	6 PK 1775	3019406	6 PK 1110 TM
1540766	AVX 13 x 1150	1C1Q6C301C	6 PK 1950	3023786	6 PK 2155
1540766	AVX 13 x 1150 TM	1C1Q6C301D	6 PK 1642	3023801	6 PK 2075
1542571	AVX 13 x 1225	1C1Q6K254AA	328UT	3252663	ZRK 1225
1542571	AVX 13 x 1225 TM	1C1Q6K288AA	ZRK 1425	3256730	ZRK 1225
1556515	AVX 13 x 1550	1C1Q6K288BA	ZRK 1424	3395996	186UT
1558205	6 PK 1110 TM	1C1Q6M260A	KT 1241	3396014	187UT
1558384	ZRK 1213	1F1E8620AB	6 PK 2160	3396016	197UT
1558385	ZRK 1212	1M216268AA	ZRK 1304	3396755	ZRK 1210
1562503	331ST	1S4E-6C301-A	6 EPK 1042	3396756	ZRK 1234
1563257	5 PK 850	1S4E-6C301-A	6 EPK 1042	3396930	5 PK 1030
1563258	5 PK 890	1S4Q6C301AA	6 PK 1420	3396931	4 PK 920
1576573	AVX 10 x 1200	1S4Q6C301BA	6 PK 1718	3396932	5 PK 1165
1576983	AVX 10 x 763	1S7Q6C301AA	6 PK 2228	3396934	5 PK 860
1595814	AVX 11,9 x 982	1S7Q6C301AB	6 PK 2225	3396935	5 PK 1015
1599251	AVX 13 x 1450	1S7Q6C301C	6 PK 1642	3406363	4 PK 920
1608672	AVX 13 x 1225	2027E8A602B	AVX 10 x 1325	3501607	6 PK 2415
1608672	AVX 13 x 1225 TM	2400E8620A	AVX 10 x 1025	3593430	ZRK 1393
1608673	AVX 13 x 1225	2400E8A602A	AVX 10 x 1350	3599764	AVX 13 x 1100
1608673	AVX 13 x 1225 TM	2701E8620	AVX 13 x 1175	3610825	AVX 13 x 1475
1612264	AVX 10 x 950	2701E8620B	AVX 13 x 1175	3610825	AVX 13 x 1475 TM
1612265	AVX 10 x 725	2701E8620B	AVX 13 x 1175 TM	3661243	186UT
1612266	AVX 10 x 1060	2703E8620A	AVX 13 x 1375	3730289	5 PK 1015
1612286	AVX 13 x 925	2703E8620A	AVX 13 x 1375 TM	3864995	196UT
1612286	AVX 13 x 925 TM	2706E8620	AVX 13 x 1150	3872248	AVX 13 x 1100
1629019	AVX 10 x 838	2706E8620	AVX 13 x 1150 TM	3894197	198UT
1629874	AVX 10 x 913	2710E2890A	AVX 13 x 1025	3895178	953ST
1629875	AVX 10 x 1175	2710E3K532A	AVX 13 x 900	3895193	954UT
1631030	AVX 13 x 1050	2710E3K532A	AVX 13 x 900 TM	3900579	ZRK 1168
1631113	AVX 10 x 710	2710E8620	AVX 13 x 1175	3902552	5 PK 1165
1634741	AVX 10 x 900	2710E8620	AVX 13 x 1175 TM	39108240	AVX 13 x 1175
1634792	AVX 10 x 775	2720E8A602B	AVX 10 x 1325	39108240	AVX 13 x 1175 TM
1634792	AVX 11,9 x 772	2720E8A602C	AVX 10 x 1375	3910825	AVX 13 x 1475 TM
1638510	AVX 10 x 975	2724E8A602B	AVX 10 x 1225	3935008	6 PK 2075
1639171	ZRK 1143	2725E8A602A	AVX 10 x 1300	3954187	3 PK 685



Teilenummer Part number	Abmessung Dimension
----------------------------	------------------------

Teilenummer Part number	Abmessung Dimension
----------------------------	------------------------

Teilenummer Part number	Abmessung Dimension
----------------------------	------------------------

FORD

FORD

FORD

3968234	6 PK 2176
3973814	5 PK 1015
3973914	5 PK 1015
3994039	198UT
3M216268AA	ZRK 1338
3M5Q6B217A	447ST
3M5Q6C301A	6 PK 1305
3M5Q6C301A	6 PK 1305
3M5Q6C301C	5 EPK 705
3M5Q6D314C	5 EPK 705
3M5Q6K288A	ZRK 1460
3M5Q6K288A	ZRK 1460
3M5Q6K288B	ZRK 1452
3M5Q6K288C	ZRK 1460
3M5Q6M250A	448UT
3M5Q8A615A	KT 1390
3M5Q8A615A	KT 1390
3M5Q8A615B	KT 1428
3M5Q8A615C	KT 1390
3M5Q8A615D	KT 1297
3S4G6268A3A	ZRK 1184
3S5Q6C301BA	6 PK 2191
3U7J6C301BA	6 PK 1920
4001215	6 PK 1820
4004766	6 PK 2155
4024820	6 PK 1820
4038260	4 PK 920
4070307	ZRK 1168
4071946	6 PK 2191
4132488	186UT
4160169	6 PK 2080
4187984	6 PK 2160
4188176	6 PK 2160
4188206	6 PK 1820
4335876	6 PK 2075
4404004	6 PK 2115
4600280	6 PK 2075
4L5E8620EA	6 PK 2205
4L5Z8620EA	6 PK 2205
4M5G6K254C	231ST
4M5G6K254D	231ST
4M5G6K254D	231ST
4M5Q6C301B	5 EPK 868
4M5Q6C301C	6 PK 800
4M5Q6C301D	6 PK 975
4M5Q6C301E	6 PK 1215
4M5Q6C301E	6 PK 1215
4M5Q6C301F	6 PK 1215
4M5Q6C301G	6 PK 1520
4M5Q6C301H	6 EPK 1059
4M5Q6C301JA	6 EPK 1059
4S4Q6C301C	6 PK 2225
4S7Q6C301C	4 EPK 711
4U3Q6C301A	6 PK 1885
500E8620B	AVX 13 x 1100
5013519	AVX 10 x 813
5016346	AVX 13 x 850
5016347	AVX 10 x 625
5030074	4 PK 1510
5L8Q6C301AB	6 PK 2270
5M5Q6C301C	6 PK 1352
5M5Q6C301D	6 EPK 1090
5M5Q8A615A	KT 1446
5S6G6006AA	6 PK 2215
5S6G6006AC	6 PK 2215

5S6Q6C301BA	6 PK 2215
6008693	AVX 13 x 1125
6008693	AVX 13 x 1125 TM
6008696	AVX 10 x 1200
6012012	AVX 13 x 900
6012012	AVX 13 x 900 TM
6025814	AVX 13 x 1225
6031973	AVX 13 x 1550
6044423	AVX 10 x 800
6044423	AVX 10 x 813
6044992	AVX 10 x 864
6044992	AVX 11,9 x 864
6044993	AVX 10 x 1000
6044994	AVX 10 x 1150
6044995	AVX 10 x 800
6044996	AVX 10 x 1300
6044997	AVX 10 x 1325
6049674	AVX 10 x 813
6052763	AVX 13 x 1250
6052763	AVX 13 x 1275
6057341	AVX 11,9 x 1010
6057341	AVX 13 x 1275
6057343	AVX 10 x 1013
6057343	AVX 11,9 x 1010
6058147	AVX 11,9 x 1042
6058199	AVX 10 x 1013
6058200	AVX 10 x 864
6058200	AVX 11,9 x 864
6058201	AVX 10 x 1150
6065559	AVX 10 x 1250
6069433	AVX 13 x 1025
6069433	AVX 13 x 1025 TM
6070707	AVX 10 x 975
6076173	AVX 13 x 1125
6076173	AVX 13 x 1125 TM
6077865	AVX 10 x 813
6085347	AVX 13 x 1175
6085347	AVX 13 x 1175 TM
6086008	AVX 10 x 1013
6088696	AVX 13 x 1500
6089286	300ST
6090670	AVX 10 x 763
6090671	AVX 10 x 800
6092137	ZRK 1104
6092138	ZRK 1107
6094168	313SR
6094632	AVX 10 x 1275
6096292	AVX 13 x 1150
6096292	AVX 13 x 1160
6098570	AVX 11,9 x 864
6098572	AVX 10 x 1000
6104232	AVX 10 x 825
6104676	AVX 10 x 775
6104676	AVX 10 x 785
6107313	AVX 13 x 1050
6107313	AVX 13 x 1050 TM
6107712	AVX 11,9 x 876
6107729	AVX 10 x 1175
6107729	AVX 11,9 x 1171
6109189	ZRK 1104
6109190	ZRK 1107
6110531	AVX 10 x 913
6111516	ZRK 1093
6112414	AVX 10 x 1000
6116759	AVX 13 x 1525

6121753	306ST
6121754	306ST
6121780	302ST
6122575	AVX 10 x 1075
6122575	AVX 10 x 1075 TM
6126515	AVX 10 x 675
6130086	5 PK 820
6131141	301ST
6132587	AVX 11,9 x 885
6134738	AVX 11,9 x 793
6134739	AVX 11,9 x 783
6137573	AVX 10 x 850
6138211	AVX 11,9 x 1036
6138677	ZRK 1098
6139910	ZRK 1212
6139911	ZRK 1213
6144781	AVX 13 x 900
6144787	AVX 13 x 1175
6145027	300ST
6146160	AVX 10 x 888
6146161	AVX 10 x 875
6146319	4 PK 1520
6146320	4 PK 1520
6147689	AVX 10 x 950
6153229	AVX 10 x 913
6154540	AVX 10 x 1175
6155206	AVX 10 x 913
6155998	AVX 11,9 x 1010
6156360	AVX 10 x 925
6158123	AVX 13 x 900
6158124	AVX 13 x 875
6158131	AVX 13 x 1175
6158132	AVX 13 x 1175
6158518	AVX 11,9 x 758
6158691	AVX 10 x 675
6158758	AVX 10 x 940
6158759	AVX 10 x 710
6161559	AVX 10 x 975
6161560	AVX 10 x 975
6162731	ZRK 1104
6162732	ZRK 1107
6166102	AVX 13 x 1150
6166103	AVX 13 x 1025
6166104	AVX 10 x 685
6167901	AVX 11,9 x 690
6168158	6 PK 1820
6169928	AVX 13 x 1200
6169929	AVX 13 x 1200
6170166	3 PK 830
6174797	AVX 10 x 800
6175292	AVX 10 x 913
6177882	320ST
6177883	310UT
6177884	304UT
6177887	ZRK 1000
6178656	323ST
6180848	5 PK 1015
6180849	5 PK 1015
6180852	6 PK 1635
6180853	6 PK 1635
6180854	6 PK 1420
6180855	6 PK 1420
6182205	4 PK 1520
6182328	3 PK 648
6182475	AVX 13 x 1025



Teilenummer Part number	Abmessung Dimension
----------------------------	------------------------

Teilenummer Part number	Abmessung Dimension
----------------------------	------------------------

Teilenummer Part number	Abmessung Dimension
----------------------------	------------------------

FORD

6182476	AVX 13 x 1150
6182611	5 PK 790
6182615	6 PK 1820
6182891	301ST
6185100	3 PK 1025
6185651	3 PK 648
6185652	3 PK 815
6189780	AVX 13 x 950
6190857	315SR
6195101	ZRK 1424
6196578	AVX 10 x 813
6196579	AVX 10 x 800
6198309	6 PK 1270
6200264	6 PK 1900
6200265	6 PK 1900
6200268	6 PK 1540
6200269	6 PK 1540
622E8620A	AVX 13 x 1150
622E8620A	AVX 13 x 1150 TM
622E8620B	AVX 13 x 1175
622E8620B	AVX 13 x 1175 TM
6460878	6 PK 1413
6460879	AVX 10 x 990
6475968	ZRK 1000
6482249	319UR
6483250	6 PK 995
6483251	6 PK 995
6492482	304UT
6497120	323ST
6511601	6 PK 1560
6511602	6 PK 1560
6518069	4 PK 1485
6518322	4 PK 1520
6534254	4 PK 962
6534255	4 PK 962
6550963	6 PK 1352
6550964	6 PK 1352
6592377	5 PK 1055
6593893	3 PK 675
6606513	6 PK 1413
6606514	6 PK 1413
6613362	6 PK 1413
6613363	6 PK 1413
6616951	315SR
6616952	312SR
6635941	307ST
6635941	322ST
6635942	308UT
6680459	3 PK 648
6680460	3 PK 815
6711044	ZRK 1108
6711046	ZRK 1107
6727879	6 PK 1718
6738365	6 PK 913
6738366	6 PK 913
6744307	309UT
674E8620	AVX 13 x 1225
674E8620	AVX 13 x 1225 TM
6758562	6 PK 1635
6758564	6 PK 995
6764161	ZRK 1434
6764162	ZRK 1434
6776020	5 PK 886
6788619	6 PK 1800
6788621	6 PK 1950

FORD

6788622	6 PK 1950
6792801	AVX 10 x 800
6793377	4 PK 980
6793378	4 PK 980
6805275	4 PK 985
6811351	6 PK 2080
6830821	ZRK 1108
6830822	ZRK 1107
6833788	6 PK 1820
6833789	6 PK 1900
683F8620BA	AVX 13 x 1150
683F8620BA	AVX 13 x 1150 TM
683F8620GAA	AVX 13 x 1350
683F8620GAA	AVX 13 x 1350 TM
683F8620HAA	AVX 13 x 1125
683F8620HAA	AVX 13 x 1125 TM
6842244	5 PK 870
6844096	6 PK 1650
6904228	5 PK 1015
6911495	5 PK 580
691F8620AA	AVX 10 x 740
6958518	AVX 10 x 750
6958518	AVX 11,9 x 758
6960612	6 PK 1265
6961947	6 PK 1655
6988203	320ST
6992533	6 PK 935
6994216	5 PK 710
69DB2890BA	AVX 13 x 1025
69DB2890BA	AVX 13 x 1025 TM
69MF8A615BA	AVX 13 x 1225
69MF8A615BA	AVX 13 x 1225 TM
6C1Q6C301A	4 EPK 922
6C1Q6C301B	6 EPK 873
6C1Q6C301C	6 PK 1670
6C1Q6C301C	6 PK 1670
6C1Q6C301G	7 PK 2682 TM
6C1Q6C301H	7 PK 2842 TM
6C1Q6C301H	7 PK 2842 TM
6G9Q6C301B	6 PK 1205
6G9Q6C301C	6 PK 2200
6G9Q6C301D	6 PK 1685
6G9Q6C301E	6 PK 1685
6G9Q6K288A	ZRK 1575
6H5Q6C301B	6 PK 1748
6M5G6M250A	707UT
6M5Q6C301A	5 PK 850
6M5Q6C301A	5 PK 850
6M5Q6C301B	5 PK 890
6M5Q6C301B	5 PK 890
6M5Q6C301E	6 PK 975
6M5Q6C301F	6 PK 800
6T1Q6C301AA	6 PK 1748
7003984	6 PK 913
7007791	4 PK 860
7008651	6 PK 1920
7008652	6 PK 1555
7019148	6 PK 1540
7026196	AVX 10 x 850
703F8620ABA	AVX 13 x 1200
703F8620ABA	AVX 13 x 1200 TM
703F8620ACA	AVX 13 x 1350
703F8620ACA	AVX 13 x 1350 TM
703F8620ADA	AVX 13 x 1150
703F8620ADA	AVX 13 x 1150 TM

FORD

7040340	4 PK 825
7053546	319UR
7053802	304UT
7056787	AVX 10 x 888
7056788	AVX 10 x 875
7064725	6 PK 1413
7064726	6 PK 1775
7064727	6 PK 1930
7064728	6 PK 1975
7082866	4 PK 1015
70HM6268A1A	ZRK 1212
70HM6268A2A	ZRK 1212
70HM6268AA	ZRK 1212
70HM6268B1A	ZRK 1213
70HM6268BA	ZRK 1213
70HM6K254A	305ST
70TF8620AA	AVX 10 x 1075
70TF8620AA	AVX 10 x 1075 TM
70TF8620DA	AVX 13 x 1200
70TF8620EA	AVX 10 x 1000
70TM8620AA	AVX 10 x 1175
70TN8620PA	AVX 10 x 1050
711F8620AA	AVX 10 x 838
7120853	6 PK 1635
7120854	6 PK 1432
7136447	6 PK 1015
7136449	6 PK 1655
7143870	6 PK 1675
7158659	4 PK 654
715F2890AAA	AVX 10 x 930
715F2890ABA	AVX 10 x 930
715F2890ABA	AVX 10 x 938
715F8620ABA	AVX 10 x 888
715F8620ACA	AVX 10 x 1250
715F8620AEA	AVX 10 x 1175
715F8620AGA	AVX 10 x 888
715F8A615AB	AVX 10 x 888
715FGA265AA	326UT
7174104	ZRK 1000
7174114	ZRK 1000
7184208	AVX 10 x 1250
718620AB	AVX 10 x 864
718F8620AAA	AVX 10 x 1050
7198530	6 PK 1145
7198532	6 PK 1045
7198535	7 PK 1290
7198536	7 DPK 1360
71HF8620AB	AVX 10 x 864
71HF8620AB	AVX 11,9 x 864
71TF8620AA	AVX 10 x 1000
7204035	6 PK 1820
7204036	6 PK 1590
7204039	3 PK 685
722C8620DC	AVX 13 x 915
722F8620DC	AVX 13 x 900
722F8620EB	AVX 10 x 1325
722F8620FA	AVX 10 x 1300
7239510	6 PK 1570
723F8620AAA	AVX 13 x 1150
723F8620AAA	AVX 13 x 1150 TM
723F8620ABA	AVX 13 x 1125
723F8620ABA	AVX 13 x 1125 TM
723F8620AEA	AVX 10 x 1175
7252517	4 PK 1485
7252518	4 PK 1510



Teilenummer Part number	Abmessung Dimension
----------------------------	------------------------

Teilenummer Part number	Abmessung Dimension
----------------------------	------------------------

Teilenummer Part number	Abmessung Dimension
----------------------------	------------------------

FORD

FORD

FORD

725F8620BAA	AVX 13 x 1225
725F8620BAA	AVX 13 x 1225 TM
7286575	6 PK 1920
7287675	6 PK 1920
72HF8620BA	AVX 10 x 875
72TF8620BA	AVX 13 x 1175
72TF8620DA	AVX 10 x 1150
7310608	6 PK 1755 TM
7310609	6 PK 1900
7330712	323ST
7400530	111UT
7410970	5 PK 1015
742F8620AA	AVX 13 x 900
742F8620AA	AVX 13 x 900 TM
742F8620BA	AVX 10 x 1350
749F8620AAA	AVX 13 x 1550
749F8620ABA	AVX 13 x 1550
749F8622ABA	AVX 13 x 1550
749F8K569AB	6 PK 1110 TM
74TF8620EA	AVX 13 x 1225
74TF8620FA	AVX 13 x 1275
761F8620AA	AVX 10 x 813
762F8620AA	AVX 10 x 1300
762F8620BA	AVX 10 x 1325
76HF8620BA	AVX 10 x 864
76HF8620CA	AVX 10 x 864
76HF8620CA	AVX 11,9 x 864
76TF8620BA	AVX 10 x 1000
76TF8620DA	AVX 10 x 1150
77BF6C031AC	AVX 10 x 800
77BF6C301AC	AVX 10 x 800
77DB2890AA	AVX 13 x 1025
77DB2890AA	AVX 13 x 1025 TM
785F8620AAA	AVX 10 x 1250
78EF8620CA	AVX 10 x 1200
78EF8620EA	AVX 10 x 763
78F8620AAA	AVX 10 x 1250
78HF8620AB	AVX 10 x 864
78HF8620BA	AVX 10 x 1175
78HF8620BB	AVX 11,9 x 1042
78HF8620CA	AVX 10 x 864
78HF8620CA	AVX 11,9 x 864
78HF8A615AA	AVX 11,9 x 1042
78TF6C301BA	AVX 13 x 1275
78TF6C301CA	AVX 13 x 1250
78TF8620CA	AVX 11,9 x 1010
78TF8620EA	AVX 10 x 1150
79EF8620C	AVX 10 x 763
79EF8620CA	AVX 10 x 750
79HF8620BB	AVX 11,9 x 1010
79TF6C301DA	AVX 10 x 975
79TF8A615AA	AVX 11,9 x 1010
7G9Q6C301B	6 PK 2245
7G9Q6C301C	6 PK 1840
7S7Q6C301A	6 EPK 1029
7S7Q6C301BB	5 EPK 694
7S7Q6D314AA	6 EPK 1029
801F6C301CA	AVX 10 x 818
80HF6C3010B	AVX 11,9 x 864
80TF6C301BA	AVX 13 x 1160
80TF6C301DA	AVX 10 x 1000
813F8620HBA	AVX 13 x 1125
813F8620HBA	AVX 13 x 1125 TM
813F8620JAA	AVX 13 x 1175
813F8620JAA	AVX 13 x 1175 TM

81AB6C301DB	AVX 11,9 x 772
81AB6C301EB	AVX 10 x 800
81MF3N533AA	AVX 13 x 925
81MF3N533AA	AVX 13 x 925 TM
81SM6268GE	ZRK 1104
81SM6268HE	ZRK 1107
81SM6268LA	ZRK 1104
81SM6268MA	ZRK 1107
81TF6C301BA	AVX 13 x 1160
821F6C301AA	AVX 10 x 825
821F6C301AC	AVX 10 x 825
821M6C301AA	AVX 10 x 825
826F8620EDA	AVX 13 x 1450
826F8620EEA	AVX 13 x 1500
82DB8N620AA	AVX 13 x 1050
82DB8N620AA	AVX 13 x 1050 TM
82EF6C301AA	AVX 10 x 785
82MF8A615AA	AVX 13 x 1225
82MF8A615AA	AVX 13 x 1225 TM
82PF10N003A	AVX 13 x 1525
83BB6C301AA	AVX 10 x 913
83BB6C301AB	AVX 10 x 913
83DB10C318A	5 PK 820
83EF6C301AA	AVX 10 x 940
83EF8620AA	AVX 10 x 940
83EF8620BA	AVX 10 x 725
83EF8620CA	AVX 10 x 1060
83EF8A615AA	AVX 10 x 940
83GB6C301AA	AVX 10 x 1000
83HF6C301AA	AVX 10 x 875
83HF6C301AA	AVX 11,9 x 876
83HF6C301BA	AVX 11,9 x 1171
83HF8A615AA	AVX 11,9 x 1171
83TF6C301CA	AVX 13 x 1225
83TF6C301DA	AVX 10 x 1000
83TF8A615CA	AVX 10 x 1000
844F6K254AA	306ST
844F6K288AB	ZRK 1098
844F6K383AA	313SR
844F8620AA	AVX 10 x 1275
84AB6C301AA	AVX 11,9 x 806
84AB6C301AB	AVX 11,9 x 783
84AB6C301BA	AVX 10 x 785
84AB6C301BA	AVX 11,9 x 783
84FF8620AC	AVX 10 x 850
84FF8620AE	AVX 10 x 850
84FF8620AF	AVX 10 x 850
84FM6268AA	ZRK 1093
84FM6K254AB	302ST
84HF6C301AA	AVX 11,9 x 885
84HF6C301AB	AVX 10 x 875
84HM6268AA	ZRK 1212
84HM6268BA	ZRK 1213
84SF6C301AB	AVX 10 x 675
84SF6C301AC	AVX 11,9 x 670
84SM6K254AA	300ST
84SM6K254C	301ST
85BB6C301AA	AVX 10 x 925
85EF8620AA	AVX 10 x 710
85EF8620AB	AVX 10 x 710
85EF8620BA	AVX 10 x 710
85EF8620CA	AVX 10 x 1060
85EF8A615AA	AVX 10 x 950
85HF6C301AA	AVX 10 x 888
85HF6C301BB	AVX 10 x 1175

85HF6C301F2	AVX 10 x 913
85HF6C301FA	AVX 10 x 913
85HF6C301J1	AVX 10 x 975
85HF6C301J2	AVX 10 x 975
85HF8509AA	AVX 10 x 1175
85HF8A615AA	AVX 11,9 x 885
85HF8A615BB	AVX 10 x 1175
85HF8A615BB	AVX 11,9 x 1183
85HF8A615CA	AVX 10 x 913
85SF6C301AA	AVX 11,9 x 675
85TF6C301DB	AVX 11,9 x 1036
85TF6C301F1	AVX 13 x 900
85TF6C301F2	AVX 13 x 900
85TF6C301FA	AVX 13 x 900
85TF6C301GA	AVX 13 x 1175
85TF8A615D1	AVX 13 x 1175
85TF8A615D2	AVX 13 x 1175
85TF8A615DA	AVX 13 x 1175
85TF8A615EA	AVX 11,9 x 1036
864F8620A1A	4 PK 1520
864F8620A2A	4 PK 1520
864F8620AA	4 PK 1520
86AB6C301AA	AVX 11,9 x 772
86AB6C301BA	AVX 11,9 x 758
86BB8A615AA	AVX 10 x 913
86EF6C301AA	AVX 13 x 1150
86EF6C301BA	AVX 13 x 1025
86EF6C301CA	AVX 10 x 685
86SF6C301AA	AVX 11,9 x 690
86SM6268EA	ZRK 1104
86SM6268FA	ZRK 1107
86TF6C301AA	AVX 10 x 1013
86TF6C301AA	AVX 11,9 x 1010
86TF6C301BA	AVX 10 x 975
86TF6C301CA	AVX 10 x 888
87SF6C301CA	5 PK 790
87TF8A615A1	AVX 13 x 1200
87TF8A615A2	AVX 13 x 1200
88EF6C301AC	AVX 13 x 950
88EF6C301BA	AVX 13 x 1025
88EF6C301CA	AVX 13 x 1150
88HF19A216A	311SR
88HF6C301	AVX 13 x 1015 TM
88WF6C301A	6 PK 1230
88WF6C301B	6 PK 1820
88WF6C301B	6 PK 1820
88WF6C301B	6 PK 1820
88WF6C301C	6 PK 1560
88WF6C301C	6 PK 1560
88WF6C301D	6 PK 1965
88WF6C301E	6 PK 1270
88WF6C301F2	6 PK 1820
88WF6C301G	6 PK 1800
88WF6C301G	6 PK 1800
88WF6C301H	6 PK 1950
88WF6C301H	6 PK 1950
89AB6C301AB	6 PK 913
89BF6C301A1	AVX 11,9 x 793
89BF6C301A1	AVX 10 x 800
89BF6C301A2	AVX 10 x 800
89FF10039AB	3 PK 648
89FF19A216A	315SR
89FF19A216B	312SR
89FF6268AB	ZRK 1000
89FF6288AB	ZRK 1000

Teilenummer Part number	Abmessung Dimension	Teilenummer Part number	Abmessung Dimension	Teilenummer Part number	Abmessung Dimension
FORD		FORD		FORD	
89FF6C301A2	3 PK 648	92SF6C301A2	5 PK 1055	96FF6C301AC	5 PK 886
89FF6C301A2	3 PK 648	92TF6C301B1	6 PK 1413	96FF6C301AE	5 PK 886
89FF6C301B1	3 PK 830	92TF6C301B2	6 PK 1413	96FF6C301AF	5 PK 886
89FF6C301B2	3 PK 830	92XF8620BA	4 PK 1510	96FF6C301BC	5 PK 1130
89FF6C301D1	3 PK 1025	93BB6C301AA	6 PK 1718	96FF6C301BE	5 PK 1140
89FF6C301D2	3 PK 1025	93BB6C301AB	6 PK 1718	96FF6C301CC	5 PK 675
89FF6C301E2	3 PK 815	93BB6C301BD	6 PK 2080	96FF6C301CD	5 PK 675
89FF6C301E2	3 PK 815	93BB6C301BE	6 PK 2080	96FF6C301DA	5 PK 1015
89FF6K254AC	323ST	93BB6C301CD	5 PK 870	96FF6C301EA	5 PK 1025
89FF6K254AD	323ST	93BB6C301DD	5 PK 580	96FF6C301FA	5 PK 1025
89FF6K254CB	310UT	93BB6C301EC	5 PK 886	96FF6C301GA	5 PK 710
89FF6K254DC	304UT	93FF6C301AA	5 PK 1015	96FF6K254AA	324ST
89FF6K254DD	304UT	93FF6C301DA	5 PK 1015	96FF6K254BA	320ST
89FF6K288AA	ZRK 1000	93FF6K254BA	320ST	96FF6K254DB	304UT
89FF6K288AB	ZRK 1000	93TF6C301A1	4 PK 980	96FF6K288AB	ZRK 1000
89FF6K288AC	ZRK 1000	93TF6C301A2	4 PK 980	96MF6C301A	6 PK 1185
89SM6268AC	ZRK 1107	944F6C301CA	6 PK 1635	96MF6C301BA	6 PK 1765
89SM6268BC	ZRK 1104	948F6C301AB	6 PK 1265	96MF6C301B	6 PK 1751
90FF6268BA	ZRK 1000	948F6C301BA	6 PK 1540	96MF6C301C	6 PK 1930
91FF6C301A1	5 PK 1015	948F6C301CA	6 PK 1920	96MF6C301D	6 PK 1775
91FF6C301A2	5 PK 1015	948F6C301CB	6 PK 1920	96MM6K288A	ZRK 1172
91SF19A216A	319UR	948F6C301DA	6 PK 1555	96MM6K288A	ZRK 1172
91SF19A216A	319UR	94AB6C301AA	6 PK 1675	96MM6M250A	325ST
91SF6C301A1	6 PK 1635	94AB6C301C1	6 PK 1015	96WF6C301A	6 PK 2040
91SF6C301A2	6 PK 1635	94AB6C301D1	6 PK 1655	96WF6C301A	6 PK 2040
91SF6C301A2	6 PK 1635	94FB6C301A2	6 PK 935	96WF6C301B	6 PK 1755 TM
91SF6C301B1	6 PK 1420	94FB6C301B2	6 PK 913	974F6C301BA	4 PK 1485
91SF6C301B2	6 PK 1420	94FF6C301AC	4 PK 654	974F6C301CA	4 PK 1510
91SF6C301B2	6 PK 1420	94WF6C301A	6 PK 1413	974F6C301CE	4 PK 1510
91SF6C301C1	6 PK 995	94WF6C301B	6 PK 1775	974F6K288AB	ZRK 1425
91SF6C301C2	6 PK 995	94WF6C301D	6 PK 1930	978M6268A1A	ZRK 1184
91SF6C301C2	6 PK 995	94WF6C301E	6 PK 1975	978M6268A1B	ZRK 1184
91SM6268AA	ZRK 1108	954F8620AB	4 PK 1485	97AB6C301AA	6 PK 1675
91SM6268AAA	ZRK 1108	954F8620BB	4 PK 1510	97AB6C301BA	6 PK 1920
91SM6268BA	ZRK 1107	95BB6C301AA	6 PK 2100	97FF6C301AD	5 PK 1140
91TF6C301A1	6 PK 1413	95TF6C301BA	4 PK 1015	97FF6K254CB	316ST
91TF6C301A2	6 PK 1413	95VW3F572C	AVX 11,5 x 730	97FF6K254CC	316ST
91TF6C301B1	4 PK 962	95VW3F572D	AVX 11,5 x 790	97FF6K254DA	317ST
91TF6C301B2	4 PK 962	95VW6268DA	ZRK 1290	97FF6K254DB	317ST
91TX6C301A1	6 PK 1413	95VW6268DB	ZRK 1290	97FF6K254DC	317ST
91XF6C301B1	6 PK 1352	95VW6C301A	6 PK 1145	97FF6K254DD	317ST
91XF6C301B2	6 PK 1352	95VW6C301A	6 PK 1145	97KB6C301BA	6 PK 1760
91X6C301B1	6 PK 1352	95VW6C301A	6 PK 1145	97KB6C301DA	6 PK 1940
924F6K288AA	ZRK 1424	95VW6C301C	6 PK 1045	97MF6C301BA	6 PK 1765
924F6K288AB	ZRK 1424	95VW6C301C	6 PK 1055	97WF6C301A	6 PK 1432
924F8620AA	4 PK 1485	95VW6C301J	7 PK 1290	97WF6C301B	6 PK 1570
924F8620BA	4 PK 1520	95VW6C301K	7 DPK 1360	97WF6C301C	6 PK 1900
928F6C301A1	6 PK 913	95VW6K254C	128ST	988M6268A2A	ZRK 1184
928F6C301C1	6 PK 1900	95VW6K254D	128ST	988M6268A2B	ZRK 1184
928F6C301C1	6 PK 1900	95WF6C301C	6 PK 1432	988M6K254AB	327ST
928F6C301C2	6 PK 1900	95WF6C301E	6 PK 1570	988M6K254AC	327ST
928F6C301E1	6 PK 1540	95WF6C301G	6 PK 1755 TM	988M6K254AD	327ST
928F6C301E2	6 PK 1540	95WF6C301H	6 PK 1900	988M6K254AE	327ST
928M6268A1B	ZRK 1434	9640115880	6 PK 800	98BB6C301AA	6 PK 1975
928M6268A2C	ZRK 1434	9640115980	6 PK 800	98BB6C301BA	6 PK 2100
928M6268A2D	ZRK 1434	9642383780	6 PK 975	98BB6C301CA	6 PK 2120
928M6K254AC	307ST	9642383980	6 PK 975	98FF6C301CD	6 PK 1413
928M6K254AC	322ST	9648968580	ZRK 1460	98FF6C301DD	6 PK 1718
928M6M250B	308UT	9659795080	ZRK 1460	98KB6C301AA	6 PK 1445
928M6M250D	309UT	9674247880	ZRK 1592	98MF6C301B	6 PK 1740
928X6C301A1	6 PK 913	96FB6C301AC	6 PK 858	98MF6C301C	6 PK 1890
928X6C301C1	6 PK 1900	96FB6C301BC	6 PK 1735	98MF6C301D	6 PK 1915
92FF6C301A2	3 PK 675	96FB6C301CD	6 PK 1440	98MM6K254A	231ST
92FF6C301BB	5 PK 710	96FF6268DB	ZRK 1000	98MM6K254A	231ST
92FJ6C301A2	3 PK 675	96FF6C301A2	5 PK 1015	98MM6K254A	231ST



Teilenummer Part number	Abmessung Dimension
----------------------------	------------------------

Teilenummer Part number	Abmessung Dimension
----------------------------	------------------------

Teilenummer Part number	Abmessung Dimension
----------------------------	------------------------

FORD

98MM6K254A	231ST
98MM6K254B	231ST
98MM6K254B	231ST
98MM6K254B	231ST
98MM6K254B	231ST
98VW6A359C	6 DPK 1195
9936621040	6 PK 1038
9M5Q6K288A	ZRK 1592
9S518620AA	4 PK 665
9S518620BA	5 PK 1145
9S518620CA	6 PK 1185
A850X8620AH	AVX 10 x 1325
A86AX6C301A	AVX 13 x 850
A86AX6C301B	AVX 10 x 625
BM5G6K288A	ZRK 1172
C5NE8620B	AVX 13 x 1400
C9NN10C318	AVX 13 x 1400
C9NN10C318	AVX 13 x 1400
D2AE8A615FA	AVX 13 x 1075
D2NN8620A	AVX 13 x 1450
D3NN10C318	AVX 13 x 1400
D3NN10C318	AVX 13 x 1400
D4NN10C318	AVX 13 x 1400
D5NN10C318	AVX 13 x 825
D5NN8620C	AVX 13 x 1175
D6NN8620A	AVX 13 x 1175
D6NN8620A	AVX 13 x 1175 TM
D6NN8620B	AVX 13 x 1475
D6NN8620B	AVX 13 x 1475 TM
D8NN10C318	AVX 13 x 1450
E3EE6268A1A	ZRK 1039
E3EE6268A2A	ZRK 1039
EJ4K1010	4 PK 1015
EJ6K1350	6 PK 1352
EJ6K1415	6 PK 1413
EJ6K1654	6 PK 1655
F3226268A	ZRK 1210
F32Z8620A	5 PK 1030
F32Z8620B	4 PK 920
F32Z8620C	5 PK 1165
F32Z8620J	5 PK 1015
F32Z8620K	4 PK 920
F3DE8620C1A	6 PK 2155
F53E8620AB	6 PK 1820
F53E8620AP	6 PK 1820
F53E8620BB	6 PK 1590
F53E8K543AA	3 PK 685
F53E8K543AB	3 PK 685
F72Z6K254BA	186UT
F7PE8620AA	6 PK 2155
F7PE8620BA	6 PK 2075
F7PE8620BB	6 PK 2075
F83E8620AA	6 PK 1820
F89E8620CB	6 PK 2176
FS0515909	5 PK 1165
FS1115907	5 PK 1030
FS1218381A	4 PK 920
KL1118381B	5 PK 860
KLK415908	5 PK 1015
RF0112205A	ZRK 1225
V68HF6268AA	ZRK 1143
V701M8620AA	AVX 10 x 800
V81EB8A615A	AVX 10 x 980
V81EB8A615A	AVX 11,9 x 982
V86BB6C301A	AVX 10 x 900

FORD

V86BB8A615A	AVX 13 x 915
V90HF6C301A	6 PK 1413
V90HF6C301B	AVX 10 x 900
V92HF6C301A	4 PK 985
V93XF6C301A	6 PK 1650
V93XF6C301B	6 PK 1655
V94BF6C301A	4 PK 825
V94BF6C301B	4 PK 860
V97MF6C301A	6 PK 1751
V97MF6C301B	6 PK 1930
VX028109244	111UT
VX028145278	114SR
XF2E8620JA	6 PK 2155
XF2E8620JB	6 PK 2160
XL2E8620BA	6 PK 2191
XM216268BA	ZRK 1338
XM216B260AA	151ST
XM216K254AA	159ST
XM216K297AA	160UT
XM346268BA	ZRK 1168
XM346K254CA	953ST
XM346M250A	954UT
XM348620AA	AVX 13 x 1100
XM348620BA	AVX 13 x 1100
XS2E8620HB	6 PK 2080
XS2E8620MA	6 PK 1820
XS2E8620MB	6 PK 1820
XS2E8620NA	6 PK 1820
XS4Q6B217A	329ST
XS4Q6K288A	ZRK 1353
XS4Q6K288A	ZRK 1353
XS6E6C301BB	6 PK 1700
XS6E6C301JA	6 PK 1940
XS6E6C301JB	6 PK 1940
XS7E6C301C	4 PK 735
XS7G6M250A	555UT
XS7G6M250B	555UT
YC1E6C301A	7 PK 2710 TM
YC1E6C301B	7 PK 2875 TM
YC1E6C301C	7 PK 2710 TM
YC1E6C301D	7 PK 2875 TM
YM216B260AA	161ST
YM216C301C	6 DPK 1320
YM216C301E	6 PK 1265
YM216K254C	152ST
YS4J6K228CA	KT 1035
YS4J6K228DA	KT 1035
YS4J6K288BA	KT 1036
YS4J6K288BS	KT 1006
YS4Q6K254A	249ST
YS4Q6M260A	KT 1319
YS6E6C301AB	6 PK 1610
YS6E6C301BB	6 PK 1685
YS7J6268AB	KT 1011
YS7J6268CA	KT 1529

FORD OTOSAN

105E8620	AVX 10 x 750
----------	--------------

FORD USA

6C1Q6C301FA	6 PK 2205
JK6812A	6 PK 2050
JK6973	6 PK 2460
JK6991AA	6 PK 2510

FSO

96001122	4 PK 698
GMB40750	4 PK 750

GEELY

E030000701	ZRK 1003
------------	----------

GENERAL MOTORS

08857124	AVX 10 x 913
09966579	AVX 10 x 1235
09966580	AVX 10 x 1225
09966581	AVX 10 x 1425
09966582	AVX 10 x 1325
09966583	AVX 10 x 1125
09966584	AVX 10 x 1275
24426500	519ST
24436052	426UT
24447794	425ST
24447797	425ST
24451896	ZRK 1024
55212159	371ST
55350580	506UT
55352713	418UT
55353810	396ST
55555653	425ST
55560082	425ST
55562217	425ST
55562218	425ST
55570289	425ST
55570290	425ST
55574864	425ST
5636344	ZRK 1466
636728	KT 1461
90006259	AVX 10 x 875
90169083	AVX 10 x 950
90169520	AVX 10 x 970
90180131	500UT
90183426	AVX 10 x 875
90183440	AVX 10 x 913
90264022	501UT
90271857	AVX 10 x 1000
90323501	502ST
90323503	503UT
90324097	508UR
90353176	510ST
90354783	510ST
90406610	AVX 10 x 1000
90409800	AVX 10 x 940
90410386	AVX 10 x 888
90411769	518ST
90411773	505UT
90411774	515ST
90411782	509UT
90411787	504UT
90412115	AVX 10 x 920
90412711	ZRK 1024
90412730	506UT
90412731	507UT
90412783	519ST
90466474	525UT
90499401	510ST
90502286	AVX 10 x 925
90509168	219SR
90509750	210SR
90511911	210SR
90528200	518ST

Teilenummer Part number	Abmessung Dimension	Teilenummer Part number	Abmessung Dimension	Teilenummer Part number	Abmessung Dimension
GENERAL MOTORS		GENERAL MOTORS		GENERAL MOTORS	
90528603	395ST	9128739	506UT	97376296	436UT
90529187	525UT	9128740	507UT	98014186	ZRK 1081
90529188	525UT	9128741	504UT	GREAT WALL	
90529801	ZRK 1330	9129061	ZRK 1330	SMD182294	ZRK 1180
90529809	ZRK 1330	91580003	518ST	HANOMAG	
90529810	223UT	9158004	515ST	3002569X1	AVX 13 x 1550
90530123	519ST	9161179	ZRK 1332	3002569X1	AVX 13 x 1550 TM
90530124	518ST	9162101	KT 1229	3002585X1	AVX 13 x 1250
90530125	515ST	9162107	KT 1340	3002585X1	AVX 13 x 1250 TM
90530126	395ST	9201527	KT 1392	HONDA	
90530598	ZRK 1025	9201537	398ST	06141P28305	ZRK 1163
90531677	ZRK 1292	9201540	399UT	06141P50305	ZRK 1171
90531679	ZRK 1024	9202478	510ST	06141PK1305	ZRK 1117
90531680	ZRK 1024	92062969	ZRK 1256	13405PAAA01	ZRK 1152
90531682	ZRK 1291	92063917	ZRK 1291	13405PAAA02	ZRK 1152
90531857	ZRK 1330	92065368	396ST	13405PAAA03	ZRK 1152
90541734	210SR	92065902	ZRK 1256	13405PT0004	ZRK 1152
90542860	525UT	92066312	ZRK 1291	13405PTO004	ZRK 1152
90543739	525UT	9240033	418UT	14320P5TG00	ZRK 1076
90543873	219SR	93160237	346ST	14325P5TG00	338ST
90570371	ZRK 1023	93160244	342ST	14400634003	ZRK 1033
90570525	510ST	93161478	KT 1434	14400634004	ZRK 1033
90570913	507UT	93161859	KT 1392	14400634005	ZRK 1033
90710530	511ST	93161860	ZRK 1462	14400634005E	ZRK 1033
91017576	AVX 10 x 1300	93174120	KT 1024	14400634012	ZRK 1033
91031186	AVX 10 x 750	93174260	KT 1030	14400634014	ZRK 1033
91073827	AVX 10 x 1375	93174261	KT 1030	144006340141	ZRK 1033
91073828	AVX 10 x 1400	93174262	KT 1025	14400657000	ZRK 1037
91073829	AVX 10 x 1425	93174263	KT 1323	14400657004	ZRK 1037
91073835	AVX 13 x 1325	93174265	KT 1385	14400657014	ZRK 1037
91074366	AVX 10 x 1225	93174266	KT 1159	144006570140	ZRK 1037
91078110	AVX 10 x 1235	93174267	KT 1384	14400657024	ZRK 1038
91078589	AVX 13 x 1000	93178807	421UT	144006570242	ZRK 1038
91079521	AVX 10 x 1125	9317881	ZRK 1540	14400657024E	ZRK 1038
91079525	AVX 10 x 1275	93178812	ZRK 1466	14400P08004	ZRK 1160
91079526	AVX 10 x 1275	93178816	371ST	14400P0A004	ZRK 1062
91079529	AVX 10 x 1325	93180219	KT 1024	14400P13004	ZRK 1408
9108204	357ST	93180815	ZRK 1455	14400P13014	ZRK 1408
91082710	AVX 10 x 1400	93181966	371ST	14400P14004	ZRK 1181
9109416	298ST	93183572	KT 1329	14400P1GE01	ZRK 1160
9109428	KT 1392	93185336	ZRK 1540	14400P1HE01	ZRK 1163
9109430	398ST	93185844	KT 1468	14400P1JE01	ZRK 1165
9109489	631UT	93185845	KT 1207	14400P1KE01	ZRK 1166
9109601	ZRK 1195	93186866	371ST	14400P28004	ZRK 1163
9109609	602ST	93187032	631UT	14400P2A004	ZRK 1160
91102785	AVX 10 x 1150	93188125	KT 1002	14400P2E004	ZRK 1163
9110631	298ST	93188126	KT 1002	14400P2T004	ZRK 1179
9110632	299UT	93188128	KT 1425	14400P45G00	ZRK 1171
9110639	631UT	93188130	KT 1427	14400P45G01	ZRK 1171
9110690	603UT	93188133	KT 1027	14400P5TG00	ZRK 1077
9111144	359UT	93188135	KT 1421	14400P72004	ZRK 1400
9111270	603UT	93191277	KT 1426	14400P72014	ZRK 1400
91125789	AVX 10 x 1425	93191278	KT 1400	14400P7A004	ZRK 1396
91158706	KT 1434	94111624	AVX 13 x 1500	14400P7J004	ZRK 1066
91160164	346ST	94149432	516ST	14400P8AA01	ZRK 1446
91160164	602ST	94382214	521ST	14400P8AA02	ZRK 1446
9118848	219SR	94382215	522UT	14400PAAA01	ZRK 1062
9120501	KT 1461	96440343	ZRK 1595	14400PAAA02	ZRK 1062
9128444	524UT	97112438	520ST	14400PC0004	ZRK 1308
9128516	519ST	97114552	520ST	14400PC0004	ZRK 1308
9128656	519ST	97129939	436UT	14400PC0004	ZRK 1308
9128722	ZRK 1256	97212727	ZRK 1081	14400PC6004	ZRK 1119
9128724	ZRK 1024	97212728	ZRK 1081		
9128725	ZRK 1023	97227192	ZRK 1440		
9128736	509UT	97309459	436UT		



Teilenummer Part number	Abmessung Dimension
----------------------------	------------------------

Teilenummer Part number	Abmessung Dimension
----------------------------	------------------------

Teilenummer Part number	Abmessung Dimension
----------------------------	------------------------

HONDA

14400PC6004	ZRK 1119
14400PC6004	ZRK 1119
14400PDAE01	ZRK 1062
14400PE0003	ZRK 1109
14400PE0004	ZRK 1109
14400PE0004	ZRK 1109
14400PE3004	ZRK 1109
14400PEO003	ZRK 1109
14400PEO004	ZRK 1109
14400PH7004	ZRK 1199
14400PH7014	ZRK 1199
14400PK1004	ZRK 1117
14400PK2004	ZRK 1178
14400PLA004	ZRK 1396
14400PLM014	ZRK 1431
14400PLZD00	ZRK 1440
14400PM3004	ZRK 1165
14400PM6004	ZRK 1166
14400PM7004	ZRK 1178
14400PMGE01	ZRK 1160
14400PMMA0	ZRK 1431
14400PMMA0	ZRK 1431
14400PO8004	ZRK 1160
14400PR3004	ZRK 1179
14400PT0004	ZRK 1171
14400PTO004	ZRK 1171
14400PY3004	ZRK 1200
14510634000	880ST
14510P08003	224ST
14510P08004	224ST
14510P2A003	224ST
14510P2A004	224ST
14510P2AJ01	224ST
14510P30003	391ST
14510P5TG00	336ST
14510PD2003	879ST
14510PD2004	879ST
14510PE0003	877ST
14510PE0005	877ST
14510PH1003	879ST
14510PH1004	879ST
14510PM7003	875ST
14510PM7004	875ST
14510PR3003	391ST
14510PR3004	391ST
14510PT0002	876ST
14510PT0003	876ST
14510PT0004	876ST
14520P2A305	224ST
14520P2A306	224ST
14520P5TG00	337UT
18515634670	AVX 13 x 915
185156346712	AVX 13 x 915
19111500155	AVX 10 x 600
19111551010	AVX 10 x 1075
19111551010	AVX 10 x 1075 TM
19111551020	AVX 10 x 1090
19111568040	AVX 10 x 1090
191115900601	AVX 10 x 1400
19111590960	AVX 10 x 900
191115909600	AVX 10 x 900
19230PHM004	5 PK 935
23100148003	AVX 10 x 1100
23100GC3004	AVX 10 x 690
31110634003	AVX 10 x 950

HONDA

31110657010	AVX 10 x 925
311106570100	AVX 10 x 935
311106570100	AVX 10 x 938
31110657013	AVX 10 x 925
31110671003	AVX 10 x 965
311106710030	AVX 10 x 960
31110671030	AVX 10 x 960
31110673003	AVX 10 x 875
31110679004	AVX 10 x 875
31110679014	AVX 10 x 875
31110680004	AVX 10 x 875
31110689003	AVX 10 x 975
31110P01003	4 PK 780
31110P01004	4 PK 780
31110P0BA01	6 PK 935
31110P0BA02	6 PK 935
31110P0BA11	6 PK 935
31110P0BA12	6 PK 935
31110P12A01	5 PK 950
31110P12A02	5 PK 950
31110P13003	6 PK 913
31110P1KE01	4 PK 790
31110P1KE03	4 PK 790
31110P1R003	5 PK 835
31110P1R004	5 PK 835
31110P2A003	4 PK 805
31110P2A004	4 PK 805
31110P2J003	4 PK 805
31110P2T003	4 PK 775
31110P2T004	4 PK 775
31110P30003	4 PK 775
31110P300030	4 PK 775
31110P30004	4 PK 775
31110P300040	4 PK 775
31110P30901	4 PK 780
31110P30902	4 PK 775
31110P3F004	4 PK 825
31110P44G03	5 PK 954
31110P5G003	5 PK 935
31110P5K003	6 PK 955
31110P5K004	6 PK 955
31110P5M003	6 PK 913
31110P5M004	6 PK 913
31110P72004	4 PK 790
31110P72902	4 PK 780
31110P73A01	4 PK 763
31110P75004	4 PK 790
31110PA0003	AVX 10 x 925
31110PA0004	AVX 10 x 925
31110PA1740	AVX 10 x 950
31110PA1741	AVX 10 x 950
31110PA1742	AVX 10 x 950
31110PA6003	AVX 10 x 940
31110PA6003	AVX 10 x 950
31110PA6004	AVX 10 x 940
31110PA6004	AVX 10 x 950
31110PA6660	AVX 10 x 975
31110PA6661	AVX 10 x 965
31110PA6662	AVX 10 x 965
31110PA6910	AVX 10 x 990
31110PA6911	AVX 10 x 970
31110PA6911	AVX 10 x 975
31110PA6912	AVX 10 x 975
31110PB1003	AVX 10 x 960
31110PB1003	AVX 10 x 965

HONDA

31110PC1003	3 PK 975
31110PC5000	AVX 10 x 950
31110PC6305	AVX 10 x 940
31110PCXG01	6 PK 1138
31110PD2003	4 PK 950
31110PD2004	4 PK 950
31110PDAE01	6 PK 950
31110PE0003	3 PK 740
31110PE0004	3 PK 740
31110PE0004	3 PK 740
31110PE8601	3 PK 960
31110PE8602	3 PK 960
31110PE9210	AVX 10 x 900
31110PE9921	AVX 10 x 875
31110PFB003	3 PK 668
31110PG6003	3 PK 715
31110PG6004	3 PK 715
31110PG6030	3 PK 715
31110PG7661	3 PK 715
31110PG7661	3 PK 715
31110PH0003	5 PK 935
31110PH2003	5 PK 935
31110PH2004	5 PK 935
31110PH2004	5 PK 935
31110PH2J01	5 PK 935
31110PH3003	3 PK 805
31110PH3004	3 PK 805
31110PH3004	3 PK 805
31110PH3J01	3 PK 805
31110PH6003	3 PK 805
31110PH6004	3 PK 805
31110PH7003	3 PK 1080
31110PH7003	3 PK 1080
31110PH7004	3 PK 1080
31110PH7013	3 PK 1080
31110PH9004	AVX 10 x 864
31110PJ70030	3 PK 690
31110PJ70040	3 PK 690
31110PJ70130	3 PK 715
31110PJ70140	3 PK 715
31110PJ7505	3 PK 715
31110PK2003	5 PK 880
31110PK2004	5 PK 880
31110PLAE01	6 PK 858
31110PLAE02	6 PK 858
31110PLR003	6 PK 985
31110PLZD00	6 PK 1275
31110PM3003	3 PK 763
31110PM3003	3 PK 763
31110PM3004	3 PK 763
31110PM3004	3 PK 763
31110PM3005	3 PK 763
31110PM3014	3 PK 763
31110PNEG01	7 PK 1385
31110PNEG02	7 PK 1385
31110PO1003	4 PK 780
31110PO1003	4 PK 780
31110PO1004	4 PK 780
31110PP4E01	3 PK 785
31110PP4E01	3 PK 785
31110PR3003	4 PK 775
31110PR3003	4 PK 775
31110PR3004	4 PK 775
31110PR4A05	4 PK 775
31110PR4A06	4 PK 775

Teilenummer Part number	Abmessung Dimension	Teilenummer Part number	Abmessung Dimension	Teilenummer Part number	Abmessung Dimension
HONDA		HONDA		HONDA	
31110PR5003	4 PK 763	38920P5L004	6 PK 1078	38920PR7A01	4 PK 980
31110PR7A01	5 PK 1104	38920P73003	4 PK 813	38920PR7A02	4 PK 980
31110PR7A12	5 PK 1104	38920P75A01	4 PK 870	38920PRA004	7 PK 1640
31110PRA013	7 PK 1280	38920P75A02	4 PK 870	38920PRA013	7 PK 1640
31110PT0003	5 PK 954	38920P8AA02	6 PK 1175	38920PSGT01	6 PK 995
31110PT0004	5 PK 954	38920P8CA02	6 PK 1175	38920PT0003	5 PK 1104
31110PV0003	4 PK 835	38920P8FA02	6 PK 1190	38920PT00032	5 PK 1104
31110PV0004	4 PK 835	38920P8FA04	6 PK 1190	38920PT0004	5 PK 1104
31110PVO004	4 PK 835	38920PAAA01	6 PK 1105	38920PV0003	4 PK 920
31110PWAG0	5 PK 850	38920PAAA02	6 PK 1105	38920PV0004	4 PK 920
31110PY3003	5 PK 935	38920PC0003	AVX 13 x 1125	38920PW0001	4 PK 845
31110PY3A01	5 PK 935	38920PC1951	AVX 13 x 1060	38920PW0003	4 PK 850
31110RRBA01	7 PK 1640	38920PC6003	AVX 13 x 950	38920PW0004	4 PK 850
311110634003	AVX 10 x 935	38920PC6004	AVX 13 x 950	38920PW0G0	4 PK 845
311110634003	AVX 10 x 938	38920PC6306	AVX 13 x 950	38920PW0G0	4 PK 845
31111634003	AVX 10 x 940	38920PCA003	6 PK 1078	38920PW0J01	5 PK 1155
31111657010	AVX 10 x 930	38920PCA004	6 PK 1078	38920PWA004	6 PK 1138
38763657810	AVX 10 x 1075	38920PCX004	6 PK 1470	38920PWA901	5 PK 1140
38763657810	AVX 10 x 1075 TM	38920PCX024	6 PK 1470	38920PWAJ01	5 PK 1155
38763671003	AVX 10 x 1050	38920PD2952	AVX 13 x 925	38920PY3003	5 PK 962
38763689003	AVX 10 x 1075	38920PD2954	AVX 13 x 950	38920PY3A01	5 PK 962
38763689003	AVX 10 x 1075 TM	38920PDAE01	6 PK 1105	38920RBBE01	7 PK 1750
38763PA0003	AVX 10 x 990	38920PDAE03	6 PK 1105	38920RBBE02	7 PK 1750
38763PA0004	AVX 10 x 990	38920PE0013	AVX 13 x 850	38920RBDE01	7 PK 2271
38763PA0004	AVX 10 x 990	38920PE1701	AVX 13 x 810	38920RBDE02	7 PK 2271
38763PA6003	AVX 10 x 975	38920PE1711	AVX 13 x 850	38920RBDE03	7 PK 1785
38763PA6004	AVX 10 x 975	38920PEC003	4 PK 805	38920RBDE04	7 PK 1785
38763PB3003	AVX 10 x 1075	38920PEC004	4 PK 805	38920RCAA03	6 PK 2140
38763PB3003	AVX 10 x 1075 TM	38920PFB004	3 PK 668	38920RCAA05	6 PK 2140
38763PB3004	AVX 10 x 1075	38920PG6003	AVX 13 x 900	38920REAZ01	5 PK 1145
38763PB3004	AVX 10 x 1075 TM	38920PH1003	4 PK 913	394323100	AVX 13 x 975
38763PB3004	AVX 10 x 1090	38920PH3003	4 PK 913	39820PC3661	AVX 13 x 1100
38920657810	AVX 13 x 835	38920PH9003	AVX 13 x 785	39820PH1003	AVX 10 x 900
38920671003	AVX 13 x 800	38920PHM003	5 PK 1110	56092PE0003	AVX 10 x 888
38920678003	AVX 13 x 765	38920PJ5003	AVX 13 x 930	56992671000	AVX 10 x 685
389206790030	AVX 13 x 765	38920PJ59120	AVX 13 x 900	56992689004	AVX 10 x 685
38920P01003	4 PK 795	38920PJ6661	AVX 13 x 925	56992689004	AVX 10 x 690
38920P01004	4 PK 795	38920PK1003	5 PK 1055	56992692003	AVX 10 x 940
38920P04003	4 PK 850	38920PK1004	5 PK 1055	56992-692-004	AVX 10 x 935
38920P04004	4 PK 850	38920PL2013	4 PK 913	56992-692-004	AVX 10 x 938
38920P08003	4 PK 870	38920PLC003	6 PK 995	569926920040	AVX 10 x 940
38920P08004	4 PK 870	38920PLC004	6 PK 995	56992-692-004	AVX 10 x 935
38920P0A003	6 PK 1115	38920PLR003	6 PK 985	56992-692-004	AVX 10 x 938
38920P0A004	6 PK 1115	38920PLR004	6 PK 985	56992692013	AVX 10 x 940
38920P0AJ01	6 PK 1115	38920PLZD00	6 PK 1625	56992-692-013	AVX 10 x 935
38920P0AJ02	6 PK 1115	38920PM3003	4 PK 870	56992-692-013	AVX 10 x 938
38920P13J01	6 PK 1045	38920PM3003	4 PK 870	569926920130	AVX 10 x 940
38920P14A01	5 PK 1070	38920PM3014	4 PK 870	56992-692-013	AVX 10 x 935
38920P14A02	5 PK 1070	38920PM3014	4 PK 870	56992-692-013	AVX 10 x 938
38920P1E003	6 PK 1090	38920PM5A11	4 PK 870	56992692014	AVX 10 x 940
38920P1EJ01	6 PK 1090	38920PM5A12	4 PK 870	56992P02003	4 PK 813
38920P1EJ02	6 PK 1090	38920PMET01	6 PK 985	56992P02004	4 PK 813
38920P1R003	5 PK 935	38920PNA003	7 PK 1775	56992P04004	4 PK 1065
38920P1R004	5 PK 935	38920PNA004	7 PK 1775	56992P04J02	4 PK 1065
38920P2A003	4 PK 825	38920PNB003	7 PK 1730	56992P0A003	4 PK 1065
38920P2T003	4 PK 845	38920PNB004	7 PK 1730	56992P0A004	4 PK 1065
38920P30003	4 PK 835	38920PO1003	4 PK 795	56992P0AA01	4 PK 1065
38920P30004	4 PK 835	38920PO1004	4 PK 795	56992P0AJ01	4 PK 1065
38920P30505	4 PK 835	38920PO8003	4 PK 870	56992P0AJ02	4 PK 1065
38920P3F003	4 PK 845	38920PO8004	4 PK 870	56992P11003	4 PK 1020
38920P3F004	4 PK 845	38920PP4E01	4 PK 813	56992P13003	4 PK 1020
38920P54003	4 PK 813	38920PP4E02	4 PK 813	56992P1JE01	4 PK 845
38920P54004	4 PK 813	38920PR3003	4 PK 835	56992P1KE03	4 PK 813
38920P5A004	5 PK 954	38920PR3003	4 PK 835	56992P2A003	4 PK 845
38920P5L003	6 PK 1078	38920PR3004	4 PK 835	56992P2A004	4 PK 845



Teilenummer Part number	Abmessung Dimension
----------------------------	------------------------

Teilenummer Part number	Abmessung Dimension
----------------------------	------------------------

Teilenummer Part number	Abmessung Dimension
----------------------------	------------------------

HONDA

56992P2T003	4 PK 875
56992P2T004	4 PK 875
56992P30003	4 PK 870
56992P30004	4 PK 870
56992P3F003	4 PK 900
56992P45G01	4 PK 1075
56992P5G003	4 PK 950
56992P5K003	4 PK 1050
56992P5K004	4 PK 1050
56992P5TG00	6 PK 1185
56992P5TG01	6 PK 1185
56992P5TG20	6 PK 1460
56992P72003	4 PK 920
56992P72004	4 PK 920
56992P76003	4 PK 1020
56992P8AA01	4 PK 1110
56992PA6003	AVX 10 x 925
56992PA6004	AVX 10 x 925
56992PAAA01	4 PK 1065
56992PC6003	AVX 10 x 900
56992PC6004	AVX 10 x 900
56992PC6014	AVX 10 x 900
56992PDAE01	4 PK 1065
56992PDEE01	4 PK 1020
56992PE0003	AVX 10 x 888
56992PEJ004	3 PK 890
56992PG6003	AVX 10 x 900
56992PG6004	AVX 10 x 900
56992PH1003	AVX 10 x 900
56992PH1004	AVX 10 x 900
56992PH3004	AVX 10 x 913
56992PH7003	AVX 10 x 1050
56992PK1003	4 PK 980
56992PK1004	4 PK 980
56992PK1013	4 PK 980
56992PL2003	AVX 10 x 1075
56992PL2003	AVX 10 x 1075 TM
56992PL29010	AVX 10 x 1090
56992PLM003	4 PK 1015
56992PLM004	4 PK 1015
56992PM3003	AVX 10 x 785
56992PM7003	AVX 10 x 800
56992PM7004	AVX 10 x 800
56992PO2003	4 PK 813
56992PO2004	4 PK 813
56992-PP5-E0	AVX 10 x 935
56992-PP5-E0	AVX 10 x 938
56992PP5E02	AVX 10 x 940
56992-PP5-E0	AVX 10 x 935
56992-PP5-E0	AVX 10 x 938
56992PSA004	4 PK 1030
56992PT0003	4 PK 1050
56992PT0004	4 PK 1050
56992PT0J01	4 PK 1075
56992PT0J02	4 PK 1075
56992PT0J01	4 PK 1075
56992PT0J02	4 PK 1075
56992PV0003	4 PK 735
56992PV0004	4 PK 735
56992PY3004	4 PK 950
8763PA6003	AVX 10 x 975
89206920130	AVX 13 x 875
894382106	4 PK 966
91920PL2013	4 PK 913
9194009101	4 PK 913

HONDA

GTB2003	ZRK 1077
GTB2004	ZRK 1076
XHM460	ZRK 1199

HYUNDAI

0K88R12205	ZRK 1403
0K88R15987	5 PK 1680
2312724001	AVX 13 x 850
2312728100	4 PK 913
2312728240	4 PK 940
2312733300	4 PK 962
2312736000	AVX 13 x 975
2335632010	ZRK 1388
2335632020	ZRK 1388
2335632030	ZRK 1388
2335632050	ZRK 1388
2335633110	ZRK 1459
2335633120	ZRK 1459
2335633130	ZRK 1459
2335633140	ZRK 1459
2335633150	ZRK 1459
2335633160	ZRK 1459
2335638000	ZRK 1578
2335638010	ZRK 1578
2335638011	ZRK 1578
2335638020	ZRK 1578
2335642011	ZRK 1277
2335642200	ZRK 1153
2335642500	ZRK 1202
2335732000	931UT
2335732010	931UT
2335732020	931UT
2335732030	931UT
2335732040	931UT
2335732050	330UT
2335733120	850UT
2335733130	850UT
2335733350	166UT
2335738001	166UT
2335742010	929ST
2335742020	929ST
2335742030	929ST
2431202701	ZRK 1070
2431221040	ZRK 1036
2431222010	ZRK 1156
2431222611	ZRK 1333
2431222612	ZRK 1333
2431222613	ZRK 1333
2431223001	ZRK 1169
2431223002	ZRK 1169
2431223201	ZRK 1170
2431223202	ZRK 1170
2431223400	ZRK 1170
2431224000	ZRK 1017
2431224010	ZRK 1017
2431224050	ZRK 1017
2431226000	ZRK 1164
2431226001	ZRK 1164
2431226050	ZRK 1164
2431227000	ZRK 1454
2431227250	ZRK 1454
2431232555	ZRK 1175
2431232560	ZRK 1174
2431232610	ZRK 1285
2431232620	ZRK 1285

HYUNDAI

2431232820	ZRK 1259
2431233010	ZRK 1193
2431233020	ZRK 1193
2431233030	ZRK 1193
2431233060	ZRK 1193
2431233110	ZRK 1329
2431233120	ZRK 1329
2431233130	ZRK 1329
2431233140	ZRK 1329
2431233150	ZRK 1329
2431233160	ZRK 1329
2431235000	ZRK 1192
2431237100	ZRK 1704
2431237400	ZRK 1704
2431237500	ZRK 1704
2431238010	ZRK 1073
2431238020	ZRK 1073
2431238210	ZRK 1429
2431238220	ZRK 1429
2431542101	ZRK 1260
2431542200	ZRK 1522
2431742000	927ST
2431742010	927ST
2431742020	927ST
2441002510	296ST
2441002550	296ST
2441021010	925ST
2441021014	925ST
2441022000	178ST
2441022020	178ST
2441023011	185UT
2441023400	185UT
2441023500	185UT
2441026000	178ST
2441032000	192ST
2441032010	192ST
2441032020	192ST
2441032040	192ST
2441035000	194ST
2441035010	194ST
2441035020	194ST
2441035060	194ST
2481023011	184UT
2481023050	184UT
2481023400	184UT
2481023500	184UT
2481026010	444UT
2481026020	444UT
2481033021	189UT
2481033024	189UT
2481038001	189UT
2521111000	AVX 10 x 813
2521121000	AVX 10 x 875
2521132000	AVX 10 x 965
2521202500	4 PK 775
2521202550	4 PK 780
2521203010	5 EPK 898
2521221200	4 PK 870
2521221220	4 PK 870
2521222020	4 PK 900
2521222030	4 PK 900
2521223000	4 PK 875
2521223020	4 PK 875
2521223700	4 PK 890
2521224320	4 PK 870



Teilenummer Part number	Abmessung Dimension	Teilenummer Part number	Abmessung Dimension	Teilenummer Part number	Abmessung Dimension
HYUNDAI		HYUNDAI		ISUZU	
2521224350	4 PK 870	5723128000	AVX 13 x 625	1136711030	AVX 13 x 1350
2521225000	6 PK 2585	5723129050	4 PK 615	1136711040	AVX 13 x 1350
2521225020	6 PK 2510	88R12205	ZRK 1403	1136711770	AVX 13 x 1475
2521226000	4 PK 850	96188881	6 PK 1740	1136711780	AVX 13 x 1475
2521226001	4 PK 845	96209043	6 PK 1130	1136712110	AVX 13 x 1450
2521227000	6 PK 1515	9771302000	4 PK 675	1136712120	AVX 13 x 1450
2521227001	6 PK 1515	9771322000	4 PK 875	1136713010	AVX 13 x 1450
2521227002	6 PK 1515	9771322060	4 PK 835	1240553	ZRK 1050
2521227010	6 PK 1515	9771322260	4 PK 825	1854733	6 PK 2285
2521227160	6 PK 1400	9771322261	4 PK 813	1854734	6 PK 2040
2521227400	6 PK 1515	9771323300	4 PK 950	1987947654	AVX 13 x 925
2521227501	6 PK 1440	9771326300	6 PK 1195	31110P01003	4 PK 780
2521227502	6 PK 1440	9771328240	4 PK 940	31110P01004	4 PK 780
2521227551	6 PK 1440	9771329000	4 PK 850	38920P01003	4 PK 795
2521227552	6 PK 1395	9771329500	4 PK 850	38920P010031	4 PK 795
252122A001	5 PK 1790	977132D000	4 PK 813	38920P01004	4 PK 795
252122A112	5 PK 1850	977132D100	4 PK 855	4300342	AVX 13 x 1500
252122A120	5 PK 1800	977132D510	4 PK 855	4300516	ZRK 1050
252122A121	5 PK 1800	9771333340	4 PK 962	4304099	ZRK 1269
252122B020	6 PK 1255	9771339850	6 PK 1230	5125360160	ZRK 1269
252122B030	6 PK 955	997132E000	4 PK 855	5136710040	AVX 10 x 1075
2521232510	4 PK 980	MD113564	ZRK 1017	5136710040	AVX 10 x 1075 TM
2521232520	4 PK 980	MD116786	ZRK 1017	5136710260	AVX 10 x 775
2521232550	4 PK 980	OK88R12205	ZRK 1403	5136710410	AVX 10 x 1200
2521233000	4 PK 980	INNOCENTI		5136710411	AVX 10 x 1200
2521233050	4 PK 980	33402327	AVX 10 x 813	5136710480	AVX 13 x 915
2521233060	4 PK 980	46406340	4 PK 940	5136710620	AVX 10 x 1200
2521233100	4 PK 995	46408751	ZRK 1244	5136710710	AVX 10 x 1050
2521233150	4 PK 995	46456894	4 PK 962	5136710780	AVX 13 x 1700
2521233160	4 PK 995	46537099	4 PK 962	5136710820	AVX 10 x 1200
2521235010	5 PK 1240	46542302	4 PK 962	5136710880	AVX 13 x 1300
2521235020	5 PK 1240	46770220	5 PK 886	5136710900	AVX 13 x 1700
2521235050	5 PK 1240	71719174	4 PK 913	5136711060	AVX 13 x 1500
2521236070	5 PK 1345	7670173	5 PK 1000	5136711110	AVX 13 x 1400
2521237101	6 PK 2000	7732138	5 PK 886	5136711130	AVX 13 x 1500
2521237102	6 PK 2000	7750728	3 PK 685	5136711140	AVX 13 x 1575
2521237110	6 PK 2000	7765719	5 PK 886	5136711150	AVX 13 x 1575
2521237111	6 PK 2000	AAE3550	AVX 10 x 813	5136711160	AVX 13 x 1015
2521237160	6 PK 1700	INTERNATIONAL HARV.		5136711160	AVX 13 x 1015 TM
2521237161	6 PK 1700	118094R1	AVX 10 x 800	5136711230	AVX 13 x 1300
2521237162	6 PK 1695	3132523R1	AVX 10 x 1225	5136711270	AVX 10 x 1175
2521237181	6 PK 2000	3136257R1	AVX 13 x 1325	5136711280	AVX 10 x 1175
2521238000	4 PK 950	3136257R1	AVX 13 x 1325	5136711330	AVX 10 x 1200
2521238001	4 PK 950	3136257R1	AVX 13 x 1325 TM	5136711380	AVX 10 x 950
2521239800	5 PK 1130	3136258R1	AVX 13 x 1350 TM	5136711560	AVX 10 x 940
252123C100	6 PK 2475	3138935R1	AVX 13 x 1425	5136741140	AVX 13 x 1575
252123E000	6 PK 2055	3138935R1	AVX 13 x 1425 TM	56992P02003	4 PK 813
252124A000	7 PK 2283	3139157R1	AVX 13 x 1575	56992P02004	4 PK 813
252124A010	7 PK 1730	3139157R1	AVX 13 x 1575 TM	5860001460	876ST
252124A100	7 PK 2271	3218043R1	AVX 13 x 1125	5860014030	4 PK 1065
3733029000	6 PK 1130	3218043R1	AVX 13 x 1125 TM	5860077170	6 PK 1115
3733029100	6 PK 1740	32181050	AVX 10 x 625	5860090350	4 PK 805
3733029102	6 PK 1740	3218951R1	AVX 13 x 1350 TM	5860107930	4 PK 845
57161H1300	4 PK 1080	3218952R1	AVX 13 x 1425	5866867210	6 PK 884
57161H1500	4 PK 835	3218952R1	AVX 13 x 1425 TM	5867168190	6 PK 2000
5717002710	4 PK 750	716415R1	AVX 10 x 1250	5867237830	6 PK 1605
571702D000	3 PK 668	716417R1	AVX 10 x 1300	5867257200	6 PK 2000
571702D101	3 PK 675	717356R91	AVX 10 x 1250	5867257350	6 PK 2040
5717038000	5 PK 1110	ISUZU		5897701710	AVX 10 x 990
5717038010	5 PK 1390	1136710180	AVX 13 x 1300	636352	ZRK 1280
5717039000	5 PK 905	1136710300	AVX 13 x 1675	636366	ZRK 1280
571814A000	4 PK 1060	1136710410	AVX 13 x 915	636574	ZRK 1097
5723122000	4 PK 615	1136710490	AVX 13 x 1300	809218140	5 PK 880
5723123500	4 PK 635			809218250	5 PK 880
5723124000	AVX 13 x 625			8940307610	AVX 13 x 1500



Teilenummer Part number	Abmessung Dimension
----------------------------	------------------------

Teilenummer Part number	Abmessung Dimension
----------------------------	------------------------

Teilenummer Part number	Abmessung Dimension
----------------------------	------------------------

ISUZU

8941077651	AVX 10 x 913
8941077970	AVX 13 x 785
8941077971	AVX 13 x 765
8941079930	AVX 10 x 1025
8941109930	AVX 10 x 1025
8941116240	AVX 13 x 1500
8941116870	AVX 13 x 875
894120507	ZRK 1280
8941245582	AVX 13 x 765
8941245583	AVX 13 x 765
8941251700	AVX 13 x 875
8941316311	AVX 13 x 765
894133971	ZRK 1097
8941339760	AVX 13 x 850
8941374780	4 PK 698
8941390670	4 PK 685
8941406270	AVX 10 x 613
8941417200	AVX 13 x 1000
8941417210	AVX 13 x 1025
8941462300	AVX 13 x 1525
8941464240	AVX 13 x 1525
8941474030	AVX 13 x 765
8941474031	AVX 13 x 765
8941474040	AVX 13 x 865
8941474041	AVX 13 x 865
8941509881	AVX 13 x 925
8941568210	ZRK 1050
8941576650	AVX 10 x 900
8941606560	ZRK 1050
8941675880	AVX 13 x 750
8941675890	AVX 13 x 900
8941675900	AVX 13 x 950
8941751700	AVX 13 x 875
8941761310	AVX 13 x 865
8942030820	AVX 13 x 925 TM
8942030820	AVX 13 x 950
8942046390	AVX 10 x 775
8942072290	AVX 10 x 775
8942118610	AVX 13 x 810
8942179190	AVX 13 x 950
8942179190	AVX 13 x 950 TM
8942179200	AVX 10 x 775
8942179210	AVX 10 x 775
8942185740	AVX 13 x 1025
8942187820	ZRK 1044
894220372A	ZRK 1050
8942210380	AVX 13 x 975
8942213270	AVX 13 x 915
8942218610	AVX 13 x 835
8942224690	AVX 13 x 750
8942228791	AVX 13 x 950
8942228800	AVX 13 x 875
8942252090	AVX 13 x 875
8942274180	AVX 13 x 1030
8942292690	AVX 13 x 992
8942292691	AVX 13 x 1000 TM
8942292691	AVX 13 x 992
8942322841	AVX 13 x 875
8942322871	AVX 10 x 763
8942322872	AVX 10 x 763
8942322873	AVX 10 x 775
8942323100	AVX 13 x 975
8942353910	AVX 13 x 835
8942523420	AVX 13 x 1375
8942523420	AVX 13 x 1375 TM

ISUZU

8943358490	4 PK 705
8943603920	4 PK 685
8943627320	6 PK 1045
8943645800	6 PK 950
8943795970	6 PK 962
8943801590	6 PK 962
894380679	ZRK 1097
8943806790	ZRK 1097
8943821060	4 PK 966
8943821071	4 PK 805
8943822140	521ST
8943822151	522UT
894385561	ZRK 1280
8944118600	AVX 13 x 925
894419856	ZRK 1097
8944198560	ZRK 1097
8944273530	AVX 13 x 835
8944338200	522UT
8944349260	AVX 13 x 1525
8944400100	AVX 13 x 1500
8944411480	6 PK 1035
8944411500	6 PK 935
894449930	ZRK 1280
8944499307	ZRK 1280
8944503950	AVX 13 x 1450
8944529040	AVX 13 x 1025
8944680621	6 PK 750
8970105301	511ST
8970163260	ZRK 1235
8970417840	ZRK 1050
8970438660	6 PK 1100
8970631740	6 PK 1540
8970659860	ZRK 1097
8971124380	520ST
8971145520	520ST
8971299391	436UT
8971305610	6 PK 2040
8971863950	6 PK 1250
8972127270	ZRK 1081
8972271920	ZRK 1440
8972290710	6 PK 1590
8973094591	436UT
8973261400	6 PK 1625
8973629260	7 PK 990
8973858450	6 PK 1250
8973858460	6 PK 1610
8980000230	6 PK 1590
8980141860	ZRK 1081
8981077970	AVX 13 x 785
8981606490	AVX 13 x 875
8982185740	AVX 13 x 1400
8982314130	AVX 13 x 810
9136711860	AVX 10 x 864
9136711910	AVX 13 x 1300
9136711940	AVX 10 x 900
9136712020	AVX 10 x 875
9136712160	AVX 13 x 992
9136712660	AVX 10 x 888
9136712940	AVX 10 x 763
9136713290	AVX 13 x 1475
9136713310	AVX 13 x 1450
9136716140	AVX 13 x 950
9136716150	AVX 13 x 1015
9136716150	AVX 13 x 1015 TM
9136716160	AVX 13 x 992

ISUZU

9136716300	AVX 13 x 810
9136716310	AVX 13 x 865
9136716360	AVX 10 x 950
9136718010	AVX 13 x 1015
9136718010	AVX 13 x 1015 TM
9136718020	AVX 13 x 992
9136718070	AVX 13 x 835
9136718080	AVX 13 x 992
93891628	AVX 13 x 1025
94029834	ZRK 1269
94030761	AVX 13 x 1500
94141721	AVX 13 x 1025
94146423	AVX 13 x 1525
94156821	ZRK 1050
94160656	ZRK 1050
94232287	AVX 13 x 875
94256977	AVX 10 x 660
94257037	AVX 13 x 1000
94419856	ZRK 1097
94434926	AVX 13 x 1525
94440010	AVX 13 x 1500
97130560	6 PK 2285
97130561	6 PK 2040
9944710770	AVX 13 x 950

IVECO

01116061	AVX 13 x 900
01116061	AVX 13 x 900 TM
01119276	AVX 13 x 1075 TM
01161683	AVX 13 x 1100 TM
01161989	AVX 13 x 950
01161989	AVX 13 x 950 TM
01168303	AVX 10 x 1050
01168328	AVX 13 x 1325
01168328	AVX 13 x 1325 TM
01175745	AVX 10 x 975
02234343	AVX 10 x 1375
02235175	AVX 10 x 1300
02235176	AVX 10 x 1350
02235176	AVX 10 x 1350 TM
02235177	AVX 10 x 1400
02235178	AVX 10 x 1100
02235179	AVX 10 x 1125
02235180	AVX 10 x 1150
02235181	AVX 10 x 1175
02235531	AVX 10 x 1275
02235532	AVX 10 x 1340
02235533	AVX 10 x 1340
02235713	AVX 10 x 950
02237477	AVX 10 x 975
02416706	AVX 10 x 950
02419104	AVX 13 x 975
02419104	AVX 13 x 975 TM
02419105	AVX 13 x 1025
02419105	AVX 13 x 1025 TM
07301661	372ST
1119276	AVX 13 x 1075 TM
1161683	AVX 13 x 1100 TM
1161989	AVX 13 x 950
1161989	AVX 13 x 950 TM
127627	ZRK 1462
2235177	AVX 10 x 1400
2237477	AVX 10 x 975
2417875	AVX 13 x 975
2417875	AVX 13 x 975 TM

Teilenummer Part number	Abmessung Dimension	Teilenummer Part number	Abmessung Dimension	Teilenummer Part number	Abmessung Dimension
IVECO		IVECO		IVECO	
2418962	AVX 13 x 1075 TM	4830920	AVX 13 x 1275 TM	61689963	AVX 13 x 1425 TM
2419104	AVX 13 x 975	4830921	AVX 13 x 1675	8822704	AVX 13 x 1375
2419104	AVX 13 x 975 TM	4830921	AVX 13 x 1675 TM	8822704	AVX 13 x 1375 TM
2992484	359UT	4838527	AVX 13 x 1325	93419518	AVX 13 x 850
4147646	AVX 13 x 1050	4838527	AVX 13 x 1325 TM	9400831739	KT 1351
4147646	AVX 13 x 1050 TM	4843795	AVX 13 x 1675	98415921	ZRK 1316
41800219	AVX 13 x 1825	4843795	AVX 13 x 1675 TM	98419390	ZRK 1312
41800219	AVX 13 x 1825 TM	4843796	AVX 13 x 1400 TM	98419528	AVX 13 x 1100 TM
42520250	2/AVX 13 x 1050	4851358	AVX 13 x 1625	98420090	AVX 13 x 1675
42520250	AVX 13 x 1050	4851358	AVX 13 x 1625 TM	98420090	AVX 13 x 1675 TM
42520250	AVX 13 x 1050 TM	4854694	AVX 13 x 1200	98420262	AVX 13 x 1300
42522744	AVX 13 x 1050	4854694	AVX 13 x 1200 TM	98420262	AVX 13 x 1300 TM
42522744	AVX 13 x 1050 TM	4855023	AVX 13 x 1300	98420263	AVX 13 x 1300
4631961	AVX 13 x 1450 TM	4855023	AVX 13 x 1300 TM	98420263	AVX 13 x 1300 TM
4645910	AVX 13 x 1450	4860584	15 PK 954 TM	98420264	AVX 13 x 1290
4645910	AVX 13 x 1450 TM	4898546	8 PK 1230 TM	98420266	AVX 13 x 960
4645911	AVX 13 x 1450 TM	4898547	8 PK 1688 TM	98421395	AVX 13 x 1750
4645913	AVX 13 x 1450 TM	500317024	AVX 13 x 1275 TM	98421395	AVX 13 x 1750 TM
4708482	AVX 13 x 1200 TM	500323627	ZRK 1316	98424128	AVX 13 x 1525
4716471	AVX 13 x 1325	500324346	6 PK 1055	98424128	AVX 13 x 1525 TM
4716471	AVX 13 x 1325 TM	500328020	10 PK 1725 TM	98425938	AVX 13 x 1525
4722565	AVX 13 x 1675	500329310	4 PK 1015	98425941	AVX 13 x 1175
4722565	AVX 13 x 1675 TM	500341618	4 PK 1050	98425941	AVX 13 x 1175 TM
4726466	AVX 13 x 1200 TM	500341808	12 PK 1815 TM	98429196	AVX 13 x 1300
4726678	AVX 13 x 1350 TM	500341808	KT 7003	98429196	AVX 13 x 1300 TM
4727032	AVX 13 x 1825	500341810	12 PK 1830 TM	98429205	AVX 13 x 1350 TM
4727032	AVX 13 x 1825 TM	500352673	4 PK 1070 TM	98430540	AVX 13 x 1725
4732571	AVX 13 x 1025	500352673	4 PK 1075	98432109	AVX 13 x 992
4732571	AVX 13 x 1025 TM	500368902	6 PK 1055	98432111	AVX 13 x 1425
4732574	AVX 13 x 1025 TM	500370647	AVX 13 x 1200	98432111	AVX 13 x 1425 TM
4740847	357ST	500370647	AVX 13 x 1200 TM	98434369	AVX 13 x 1650
4745692	AVX 13 x 1475	500370648	AVX 13 x 1225	98434369	AVX 13 x 1650 TM
4745692	AVX 13 x 1475 TM	500370648	AVX 13 x 1225 TM	98434370	AVX 13 x 1500
4749444	AVX 13 x 1000 TM	500379179	AVX 13 x 1375	98434370	AVX 13 x 1500 TM
4749445	AVX 13 x 1000	500379179	AVX 13 x 1375 TM	98434371	AVX 13 x 1475
4749445	AVX 13 x 1000 TM	500385852	AVX 13 x 1050	98434371	AVX 13 x 1475 TM
4757583	AVX 13 x 1425	500385852	AVX 13 x 1050 TM	98434372	AVX 13 x 1250
4757583	AVX 13 x 1425 TM	500388688	459UT	98434372	AVX 13 x 1250 TM
4759595	AVX 13 x 1450 TM	504005526	8 PK 1158 TM	98434373	AVX 13 x 1125
4759597	AVX 13 x 1450 TM	504012393	4 PK 985	98434373	AVX 13 x 1125 TM
4776672	AVX 13 x 1475 TM	504015725	AVX 13 x 1300	98434375	AVX 13 x 1175
4786727	AVX 13 x 1425	504015725	AVX 13 x 1300 TM	98434375	AVX 13 x 1175 TM
4786727	AVX 13 x 1425 TM	504019980	5 PK 1104	98434544	AVX 13 x 1700
4799021	AVX 13 x 1060	504020489	4 PK 1070 TM	98434544	AVX 13 x 1700 TM
4799021	AVX 13 x 1060 TM	504020489	4 PK 1075	98434545	AVX 13 x 1800
4799024	AVX 13 x 1060 TM	504022568	12 PK 1840 TM	98434545	AVX 13 x 1800 TM
4800089	AVX 13 x 1650	504027703	12 PK 1815 TM	98434546	AVX 13 x 1750
4800089	AVX 13 x 1650 TM	504027703	KT 7003	98434546	AVX 13 x 1750 TM
4809002	AVX 13 x 1550	504032641	4 PK 1025 TM	98434555	AVX 13 x 1350 TM
4809002	AVX 13 x 1550 TM	504032642	6 PK 1570	98434556	AVX 13 x 1275
4813541	AVX 13 x 1450	504032643	6 PK 1610	98434556	AVX 13 x 1275 TM
4813541	AVX 13 x 1450 TM	504046191	KT 7003	98434565	AVX 13 x 1375
4813561	AVX 13 x 1700	504049425	12 PK 1815 TM	98434565	AVX 13 x 1375 TM
4813561	AVX 13 x 1700 TM	504049425	KT 7003	98434569	AVX 13 x 1050
4814275	AVX 10 x 1025	504049426	12 PK 1840 TM	98434569	AVX 13 x 1050 TM
4815459	AVX 13 x 1425	504056043	10 PK 1715 TM	98434569	AVX 13 x 1150
4815459	AVX 13 x 1425 TM	504076915	ZRK 1596	98434569	AVX 13 x 1150 TM
4815464	AVX 13 x 1425	504092335	6 PK 1215	98435375	AVX 13 x 850
4815464	AVX 13 x 1425 TM	504183759	449ST	98435376	AVX 13 x 960
4816716	AVX 13 x 1200	61318427	AVX 13 x 1400 TM	98435377	AVX 13 x 1200
4816716	AVX 13 x 1200 TM	61672688	AVX 13 x 1425	98435377	AVX 13 x 1200 TM
4818791	AVX 13 x 1450	61672688	AVX 13 x 1425 TM	98435378	AVX 13 x 1100 TM
4818791	AVX 13 x 1450 TM	61689613	AVX 13 x 1475	98435379	AVX 13 x 1290
4829322	AVX 13 x 1800	61689613	AVX 13 x 1475 TM	98435379	AVX 13 x 1300
4829322	AVX 13 x 1800 TM	61689963	AVX 13 x 1425	98435379	AVX 13 x 1300 TM



Teilenummer Part number	Abmessung Dimension
----------------------------	------------------------

Teilenummer Part number	Abmessung Dimension
----------------------------	------------------------

Teilenummer Part number	Abmessung Dimension
----------------------------	------------------------

IVECO

98435429	AVX 13 x 1300
98435429	AVX 13 x 1300 TM
98435430	AVX 13 x 1350 TM
98436428	AVX 13 x 950
98436428	AVX 13 x 950 TM
98436429	AVX 13 x 1225 TM
98436429	AVX 13 x 1235
98437996	AVX 13 x 975
98437996	AVX 13 x 975 TM
98454854	AVX 13 x 1250
98454854	AVX 13 x 1250 TM
98455820	AVX 13 x 1235
98456206	AVX 13 x 1675
98456206	AVX 13 x 1675 TM
98459286	AVX 13 x 1060
98459286	AVX 13 x 1060 TM
98459452	AVX 13 x 1525
98459452	AVX 13 x 1525 TM
98459454	AVX 13 x 1050
98459454	AVX 13 x 1050 TM
98459455	AVX 13 x 1050
98459455	AVX 13 x 1050 TM
98461747	AVX 13 x 765
98462373	AVX 10 x 925
98463114	359UT
98463582	AVX 13 x 1000
98463584	AVX 13 x 1025
98463584	AVX 13 x 1025 TM
98464038	AVX 13 x 1285
98464044	AVX 13 x 1275
98464044	AVX 13 x 1275 TM
98464571	AVX 13 x 1425
98464571	AVX 13 x 1425 TM
98464573	AVX 13 x 1425
98464573	AVX 13 x 1425 TM
98464574	AVX 13 x 1425
98464574	AVX 13 x 1425 TM
98464713	AVX 13 x 1325
98464713	AVX 13 x 1325 TM
98465794	AVX 13 x 1025
98465794	AVX 13 x 1025 TM
98465812	AVX 13 x 950
98465812	AVX 13 x 950 TM
98465813	AVX 13 x 975
98465813	AVX 13 x 975 TM
98465820	AVX 13 x 1225
98465820	AVX 13 x 1225 TM
98465821	AVX 13 x 1275
98465821	AVX 13 x 1275 TM
98465830	AVX 13 x 1450
98465830	AVX 13 x 1450 TM
98465832	AVX 13 x 1060
98465832	AVX 13 x 1060 TM
98465834	AVX 13 x 1375
98465834	AVX 13 x 1375 TM
98465839	AVX 13 x 1400 TM
98465898	AVX 13 x 1025
98465898	AVX 13 x 1025 TM
98466077	AVX 13 x 1145
98466498	AVX 13 x 1150
98466498	AVX 13 x 1150 TM
98473728	AVX 13 x 1475
98473728	AVX 13 x 1475 TM
99432547	359UT
99449383	AVX 13 x 1350 TM

IVECO

99454341	AVX 10 x 935
99454342	AVX 13 x 800
99454342	AVX 13 x 800 TM
99456476	ZRK 1312
99456477	ZRK 1332
99459239	AVX 13 x 1325
99459239	AVX 13 x 1325 TM
99472776	4 PK 1025 TM
99472776	4 PK 1030
99481768	AVX 13 x 1375
99481768	AVX 13 x 1375 TM
99487233	15 PK 938 TM

JAGUAR

1S7Q6C301C	6 PK 1642
1X4E8620DB	6 PK 2465
5W9Q6C301A	6 PK 2055
C20887	AVX 13 x 750
C21109	AVX 13 x 825
C23138	AVX 10 x 913
C23344	AVX 13 x 1200
C27844	AVX 13 x 1125
C28955	AVX 13 x 775
C28956	AVX 13 x 1175
C28957	AVX 13 x 875
C29607	AVX 10 x 900
C29849	AVX 10 x 825
C2C37063	6 PK 2315
C2S24900	6 PK 2465
C2S27001	6 PK 1642
C32690	AVX 13 x 800
C36122	AVX 10 x 875
C36123	AVX 13 x 1525
C37139	AVX 10 x 888
C37891	AVX 13 x 1075
C37891CIGFB	AVX 13 x 1075
C41558	AVX 10 x 850
C41588	AVX 10 x 838
C43070	AVX 13 x 850
EAC1323	AVX 13 x 1075
EAC1616	AVX 10 x 850
EAC3850	AVX 10 x 1000
EAC3878	AVX 13 x 975
EAC7033	4 PK 995
EAC9369	4 PK 841
EBC11220	4 PK 1020
EBC11306	5 PK 975
EBC9394	5 PK 830
GFB220	AVX 13 x 1075
NAC2211BA	5 PK 830
NBD3700BA	5 PK 975

JEEP

04891661AA	6 PK 1718
05037542AA	6 PK 2075
4612277	6 PK 2465
4638133	6 PK 2404
46510601F	8 PK 2188
4796033	8 PK 2188
4841734AA	6 PK 1420
4854033	6 PK 2240
4854033AB	6 PK 2240
4891587AA	7 PK 2035
4891598AB	6 PK 2550
4891661AA	6 PK 1718

JEEP

4891692AB	6 PK 2040
4892791AA	6 PK 2205
5175961AA	7 PK 2035
5281315AC	6 PK 2330
5281351AC	6 PK 2330
530010314	6 PK 2415
53001119	6 PK 1990
53001120	6 PK 2080
53002899	6 PK 2605
53006870	6 PK 2475
53007539	6 PK 2460
53007595	6 PK 1800
53008722	6 PK 2191
53008744	7 PK 2283
53010010	6 PK 1760
53010027	6 PK 2500
53010150	6 PK 2330
53010234	6 PK 2270
53010254	6 PK 1975
53010257	6 PK 2000
53010269	6 PK 2475
53010275	6 PK 2465
53010276	6 PK 2460
53010279	6 PK 2500
53010283	6 PK 1760
53010284	6 PK 1800
53010285	6 PK 1800
53010288	6 PK 2191
53010289	7 PK 2283
53010311	6 PK 1980
53010314	6 PK 2415
53011012	6 PK 1900
53011035	6 PK 2315
53011097	7 PK 2271
53011097AB	7 PK 2271
53011098	7 PK 2276
53012002	6 PK 2415
53012009	6 PK 2255
53013209AC	6 PK 1910
53013298AA	6 PK 2255
53013352AC	6 PK 2145
53013600AA	6 PK 2605
53013676AB	6 PK 2080
53013905AA	6 PK 2191
53031118	6 PK 1800
53032037	6 PK 2215
53032037AC	6 PK 2225
53032037AF	6 PK 2225
53032037AI	6 PK 2225
53032037AJ	6 PK 2205
53054339	6 PK 2270
53054449	6 PK 2285
68001143AA	ZRK 1468
B4061025	6 PK 2605
Q4061025	6 PK 2605

KÄSSBOHRER

4765664100	AVX 10 x 900
47656641000	AVX 10 x 900
4765670100	AVX 10 x 1025
47656701000	AVX 10 x 1025
4765670102	AVX 10 x 1025
47656701020	AVX 10 x 1025
4765672100	AVX 10 x 1050
4765686100	AVX 10 x 1375



Teilenummer Part number	Abmessung Dimension	Teilenummer Part number	Abmessung Dimension	Teilenummer Part number	Abmessung Dimension
KÄSSBOHRER		KÄSSBOHRER		KÄSSBOHRER	
47658651000	AVX 10 x 935	4766725102	2/AVX 13 x 1350	4767720100	AVX 13 x 1225
4766702100	AVX 13 x 850	4766725102	AVX 13 x 1350 TM	4767720100	AVX 13 x 1225 TM
4766703100	AVX 13 x 875	4766725103	AVX 13 x 1350 TM	47677211020	AVX 13 x 1250
4766703100	AVX 13 x 875 TM	4766726100	AVX 13 x 1375	47677211020	AVX 13 x 1250 TM
4766704100	AVX 13 x 900	4766726100	AVX 13 x 1375 TM	4767722002	AVX 13 x 1275
4766704100	AVX 13 x 900 TM	47667261000	AVX 13 x 1375	4767722002	AVX 13 x 1275 TM
47667051000	AVX 13 x 925	47667261000	AVX 13 x 1375 TM	4767723100	AVX 13 x 1300
47667051000	AVX 13 x 925 TM	4766726102	AVX 13 x 1375	4767723100	AVX 13 x 1300 TM
4766708100	AVX 13 x 975	4766726102	AVX 13 x 1375 TM	4767724003	AVX 13 x 1325
4766708100	AVX 13 x 975 TM	4766727100	AVX 13 x 1400 TM	4767724003	AVX 13 x 1325 TM
47667081000	AVX 13 x 975	4766727102	AVX 13 x 1400 TM	4767725100	AVX 13 x 1350 TM
47667081000	AVX 13 x 975 TM	4766771100	AVX 13 x 1025	4767772102	AVX 13 x 1450
4766709100	AVX 13 x 1000	4766771100	AVX 13 x 1025 TM	4767772102	AVX 13 x 1450 TM
4766709100	AVX 13 x 1000 TM	4766773100	AVX 13 x 1500	4767776100	AVX 13 x 1600
4766712100	AVX 13 x 1050	4766773100	AVX 13 x 1500 TM	4767776100	AVX 13 x 1600 TM
4766712100	AVX 13 x 1050 TM	4766773102	2-AVX 13 x 1500 TM	4767776100	AVX 13 x 1625
47667151000	AVX 13 x 1100 TM	47667731020	AVX 13 x 1500	4767776100	AVX 13 x 1625 TM
4766716100	AVX 13 x 1125	47667731020	AVX 13 x 1500 TM	47677771020	AVX 13 x 1625
4766716100	AVX 13 x 1125 TM	47667731030	AVX 13 x 1500	47677771020	AVX 13 x 1625 TM
4766716102	AVX 13 x 1125	47667731030	AVX 13 x 1500 TM	4767784002	AVP 13 x 1825 TM
4766716102	AVX 13 x 1125 TM	4766774100	AVX 13 x 1525	4767788002	AVP 13 x 1950 TM
47667171000	AVX 13 x 1150	47667741020	AVX 13 x 1525	4767795002	AVP 13 x 2450 TM
47667171000	AVX 13 x 1150 TM	4766775102	AVX 13 x 1550	47680050040	XPB 1500
4766717102	AVX 13 x 1150	4766775102	AVX 13 x 1550 TM	4768051000	AVX 13 x 1250
4766717102	AVX 13 x 1150 TM	4766777102	2-AVX 13 x 1625 TM	4768051000	AVX 13 x 1250 TM
4766718100	AVX 13 x 1175	4766778100	AVX 13 x 1650	4768052000	AVX 13 x 1200
4766718100	AVX 13 x 1175 TM	4766778100	AVX 13 x 1650 TM	4768052000	AVX 13 x 1200 TM
4766718102	AVX 13 x 1175	47667821000	AVX 13 x 1750	4768062000	AVX 13 x 1225
4766718102	AVX 13 x 1175 TM	47667821000	AVX 13 x 1750 TM	4768062000	AVX 13 x 1225 TM
4766719100	AVX 13 x 1200	47667831000	AVX 13 x 1800	5000182761	AVX 13 x 1950
4766719100	AVX 13 x 1200 TM	47667831000	AVX 13 x 1800 TM	5000182761	AVX 13 x 1950 TM
4766719102	2/AVX 13 x 1200	47667856003	AVX 13 x 1900	83120651560	AVX 10 x 1000
4766719102	AVX 13 x 1200	47667856003	AVX 13 x 1900 TM		
4766719102	AVX 13 x 1200 TM	47667861000	AVX 13 x 1900	KHD	
4766720100	AVX 13 x 1225	47667861000	AVX 13 x 1900 TM	01180316HX	AVX 13 x 1025
4766720100	AVX 13 x 1225 TM	4766788002	AVX 13 x 1950	01180316HX	AVX 13 x 1025 TM
4766721000	AVX 13 x 1250	4766788002	AVX 13 x 1950 TM	1154353	AVX 13 x 1075 TM
4766721000	AVX 13 x 1250 TM	4766788100	AVX 13 x 1950	1168300	AVX 10 x 950
4766721100	AVX 13 x 1250	4766788100	AVX 13 x 1950 TM	1168303	AVX 10 x 1050
4766721100	AVX 13 x 1250 TM	4766788102	AVX 13 x 1950	1168304	AVX 10 x 1075
4766721102	AVX 13 x 1250	4766788102	AVX 13 x 1950 TM	1168304	AVX 10 x 1075 TM
4766721102	AVX 13 x 1250 TM	47667951020	AVX 13 x 1550	1168305	AVX 10 x 1150
47667211020	AVX 13 x 1250	47667951020	AVX 13 x 1550 TM	1168306	AVX 10 x 1175
47667211020	AVX 13 x 1250 TM	47667981000	AVX 13 x 1475	1168314	AVX 13 x 1075 TM
4766721103	AVX 13 x 1250	47667981000	AVX 13 x 1475 TM	1168330	AVX 13 x 1350 TM
4766721103	AVX 13 x 1250 TM	4766799100	AVX 13 x 1575	1172463	AVX 10 x 1000
4766722000	AVX 13 x 1275	4766799100	AVX 13 x 1575 TM	1172921	AVX 10 x 1025
4766722000	AVX 13 x 1275 TM	4766873000	AVX 13 x 1250	1173266	AVX 10 x 975
4766722100	AVX 13 x 1275	4766873000	AVX 13 x 1250 TM	1173539	AVX 10 x 1075
4766722100	AVX 13 x 1275 TM	47668811000	AVX 13 x 1775	1173539	AVX 10 x 1075 TM
47667221000	AVX 13 x 1275	47668811000	AVX 13 x 1775 TM	1174282	AVX 13 x 1650
47667221000	AVX 13 x 1275 TM	4766885100	AVX 13 x 1290	1174282	AVX 13 x 1650 TM
4766722102	AVX 13 x 1275	476698100	AVX 13 x 750	1174283	AVX 13 x 1325
4766722102	AVX 13 x 1275 TM	476698100	AVX 13 x 750 TM	1174283	AVX 13 x 1325 TM
4766722103	AVX 13 x 1275	4767701100	AVX 13 x 825	1175745	AVX 10 x 975
4766722103	AVX 13 x 1275 TM	4767702100	AVX 13 x 850	1175766	AVX 10 x 1525
4766723100	AVX 13 x 1300	4767704100	AVX 13 x 900	1175928	AVX 10 x 1050
4766723100	AVX 13 x 1300 TM	4767704100	AVX 13 x 900 TM	1176304	AVX 10 x 1375
4766723102	AVX 13 x 1300	47677051000	AVX 13 x 925	1177190	AVX 13 x 1050
4766723102	AVX 13 x 1300 TM	47677051000	AVX 13 x 925 TM	1177190	AVX 13 x 1050 TM
4766724100	AVX 13 x 1325	47677141000	AVX 13 x 1075 TM	1179127	AVX 10 x 1175
4766724100	AVX 13 x 1325 TM	4767716102	AVX 13 x 1125	1180173	AVX 10 x 1200
4766724102	AVX 13 x 1325	4767716102	AVX 13 x 1125 TM	11880173	AVX 10 x 1200
4766724102	AVX 13 x 1325 TM	4767718102	AVX 13 x 1175	2235178	AVX 10 x 1100
4766725100	AVX 13 x 1350 TM	4767718102	AVX 13 x 1175 TM	2235180	AVX 10 x 1150



Teilenummer Part number	Abmessung Dimension
----------------------------	------------------------

Teilenummer Part number	Abmessung Dimension
----------------------------	------------------------

Teilenummer Part number	Abmessung Dimension
----------------------------	------------------------

KHD	
-----	--

2235181	AVX 10 x 1175
2235253	AVX 10 x 1075
2235253	AVX 10 x 1075 TM
2235254	AVX 10 x 1350
2235254	AVX 10 x 1350 TM
2235257	AVX 10 x 1150
2235258	AVX 10 x 1175
2235263	AVX 10 x 1525
2235373	AVX 10 x 875
2235374	AVX 10 x 900
2235376	AVX 10 x 875
2235377	AVX 10 x 900
2235530	AVX 10 x 1275
2235531	AVX 10 x 1275
2235532	AVX 10 x 1340
2235533	AVX 10 x 1340
2235713	AVX 10 x 950
2235714	AVX 10 x 1325
2235816	AVX 10 x 1325
2237477	AVX 10 x 975
2421916	AVX 13 x 1125
2421916	AVX 13 x 1125 TM
4325382	AVX 13 x 900
4325382	AVX 13 x 900 TM
4342249	AVX 13 x 1450
4342249	AVX 13 x 1450 TM

KIA	
-----	--

0075018381C	AVX 13 x 1125
0075018381C	AVX 13 x 1125 TM
0K01118381A	4 PK 920
0K01232611	AVX 13 x 775
0K05412205	ZRK 1225
0K20312205	ZRK 1281
0K20A15908	4 PK 900
0K20B15909	4 PK 1015
0K21A18381	4 PK 884
0K24415909A	4 PK 1050
0K2A315909	4 PK 1080
0K2AA15907	4 PK 925
0K2AA15908	4 PK 962
0K2AA32907	4 PK 920
0K2CP15909	4 PK 1060
0K2FT15908	4 PK 845
0K2JV15909	4 PK 1020
0K30C15909C	4 PK 970
0K30E12205	ZRK 1442
0K41018381A	AVX 13 x 1450
0K55112205B	ZRK 1402
0K55215909	4 PK 870
0K55315987	5 PK 1590
0K65B15907C	AVX 13 x 900
0K71W18381	4 PK 940
0K88R12205	ZRK 1403
0K88R12205B	ZRK 1403
0K93312730	952UT
0K93712700A	951ST
0K93712730	952UT
0K93812700	951ST
0K93812730	952UT
0K94115908	4 PK 1050
0K95412730	956UT
0K95418381	3 PK 763
0K95512730	956UT
0K95512730A	956UT

KIA	
-----	--

0K95K15909	6 PK 1580
0K96815909	5 PK 1070
0K97212700	953ST
0K97212700A	953ST
0K97212730	954UT
0K97312700	953ST
0K97312700A	953ST
0K97312730	954UT
0K9A015909	4 PK 1110
0K9A115909	4 PK 1110
0K9A315909	5 PK 1070
0K9A615987	6 PK 2013
0K9AA15907	4 PK 940
0K9AC15907	5 PK 950
0W06532611	AVX 13 x 875
0W06532611	AVX 13 x 875 TM
2335633160	ZRK 1459
2335638010	ZRK 1578
2335638011	ZRK 1578
2335638020	ZRK 1578
243120Z000	ZRK 1155
2431223202	ZRK 1170
2431227000	ZRK 1454
243122X000	ZRK 1442
2431237100	ZRK 1704
2431237400	ZRK 1704
2431237500	ZRK 1704
2431238010	ZRK 1073
2431238020	ZRK 1073
2431238220	ZRK 1429
244102X000	950UT
244102X700	951ST
244102X701	951ST
2481023050	184UT
2481023500	184UT
248102X700	952UT
2521202550	4 PK 780
2521223000	4 PK 875
2521223700	4 PK 890
2521224350	4 PK 870
2521225000	6 PK 2585
2521225020	6 PK 2510
2521226000	4 PK 850
2521227002	6 PK 1515
2521227010	6 PK 1515
2521227160	6 PK 1400
2521227350	6 PK 1515
2521227351	6 PK 1515
2521227360	6 PK 1515
252122A000	5 PK 1790
252122A001	5 PK 1790
252122A112	5 PK 1850
252122A120	5 PK 1800
252122A121	5 PK 1800
252122B000	6 PK 2140
252122B010	6 PK 1530
252122B020	6 PK 1255
252122B030	6 PK 955
2521233160	4 PK 995
2521237162	6 PK 1695
2521237181	6 PK 2000
2521239800	5 PK 1130
252123C100	6 PK 2475
252123C200	6 PK 2475
252123E000	6 PK 2055

KIA	
-----	--

252123E050	6 PK 2055
252124A000	7 PK 2283
252124A010	7 PK 1730
252124A100	7 PK 2271
252124A400	7 PK 2255
57161H1300	4 PK 1080
5717002710	4 PK 750
571702D101	3 PK 675
5717038010	5 PK 1390
5717039000	5 PK 905
571814A000	4 PK 1060
9771302000	4 PK 675
9771311200	4 PK 813
977131C200	4 PK 813
9771326300	6 PK 1195
977132D100	4 PK 855
977132D510	4 PK 855
AA33115909	AVX 13 x 900
AA33115909	AVX 13 x 900 TM
B30115909	4 PK 950
B3C715907C	4 PK 850
B3C715909C	4 PK 966
B3C718381B	4 PK 875
KF20212205	ZRK 1168
KK14015909	4 PK 925
KK15012700A	950UT
KK15012700B	950UT
KK15112700	950UT
KK35012205	ZRK 1071
KK37115909	4 PK 900
MB36615907	4 PK 890
MB36615907A	4 PK 890
MB37615907	4 PK 805
MB3C718381B	4 PK 875
MB63012700D	950UT
MB63012700E	950UT
MBP0112205B	ZRK 1071
OK01612205	ZRK 1264
OK20112205	ZRK 1071
OK55112205B	ZRK 1402
OK88R12205	ZRK 1403
OK88R12205B	ZRK 1403

LADA	
------	--

111801041020	6 PK 1015
21011308020	AVX 10 x 935
21011308020	AVX 10 x 938
21011308020	AVX 10 x 940
21011308026	AVX 10 x 935
21011308026	AVX 10 x 938
21051006040	ZRK 1213
21051006118	751ST
21051006124	751ST
21071308020	AVX 10 x 938
21081006040	ZRK 1123
210810060400	ZRK 1123
210810060401	ZRK 1123
21081006120	441ST
210823701720	6 PK 698
21083701720	AVX 10 x 710
21101041020	6 PK 1115
21103701720	6 PK 745
21108114096	6 PK 1125
211081140961	5 PK 1125
21121006040	ZRK 1538

Teilenummer Part number	Abmessung Dimension	Teilenummer Part number	Abmessung Dimension	Teilenummer Part number	Abmessung Dimension
LADA		LANCIA		LANCIA	
211210060400	ZRK 1029	46537099	4 PK 962	60625927	7 PK 1950
21126-100604	ZRK 1593	46540146	6 PK 1695	60626658	6 PK 1990
212151006040	ZRK 1262	46540546	6 PK 1038	60630741	6 PK 1975
212151006120	284ST	46542138	5 PK 940	60653030	6 PK 1965
212151006138	262UT	46542302	4 PK 962	60666949	6 PK 1045
21231041020	5 PK 1815	46548288	ZRK 1422	60666950	6 PK 1840
212310410200	5 PK 1515	46550322	5 PK 1590	60674890	ZRK 1249
212310410203	5 PK 1885	46736814	4 PK 665	60676136	6 PK 1060
212310410203	5 PK 1885	46738444	5 PK 940	60807260	ZRK 1286
3701720	AVX 10 x 710	46738445	3 PK 668	60808954	7 PK 1175
9128736	509UT	46749665	6 PK 1840	60809160	5 PK 940
91541178	4 PK 1230	46751187	ZRK 1322	60810651	7 PK 1970
96142597	ZRK 1262	46751200	4 PK 675	60812001	7 PK 1970
LANCIA		46759720	6 PK 1840	60812329	7 PK 1080
2115483	AVX 13 x 1500	46775098	6 PK 1138	60812350	7 PK 1950
2115483	AVX 13 x 1500 TM	46787905	3 PK 913	60813206	6 PK 1990
2156019	AVX 10 x 965	46787907	6 PK 1760	60813756	6 PK 1045
2173817	AVX 13 x 900	46791187	ZRK 1747	60814576	6 PK 1975
2173817	AVX 13 x 900 TM	46791189	ZRK 1451	60814603	ZRK 1113
2173818	AVX 13 x 1450	46809420	4 PK 665	60815412	6 PK 1078
4152329	ZRK 1087	46820062	6 PK 1185	60815414	6 PK 1975
4158457	AVX 10 x 850	46820063	6 PK 1310	60816660	6 PK 1740
4176840	ZRK 1051	46820063A	6 PK 1310	62308185	AVX 10 x 1013
4182425	ZRK 1087	4829182	AVX 13 x 925	7031864	AVX 10 x 1125
4201439	ZRK 1089	4833708	AVX 13 x 925	7031865	ZRK 1058
4201738	ZRK 1089	4833709	AVX 10 x 635	71718718	4 PK 675
4201739	ZRK 1089	4834370	ZRK 1094	71718838	4 PK 841
4242396	ZRK 1267	4834880	AVX 13 x 825	71719039	4 PK 698
4250074	ZRK 1052	4852376	ZRK 1239	71719398	3 PK 913
4313390	AVX 10 x 825	500323627	ZRK 1316	71719559	5 PK 1570
4324568	ZRK 1053	55183528	ZRK 1466	71719642	4 PK 1100
4371913	AVX 10 x 1000	55187103	ZRK 1451	71719643	ZRK 1422
4401261	ZRK 1267	55191006	6 PK 1195	71719738	4 PK 665
4420507	ZRK 1051	55191970	5 PK 1145	71719745	5 PK 905
4448400	AVX 10 x 838	55192799	5 PK 940	71731639	ZRK 1113
4452647	ZRK 1052	55192802	3 PK 668	71734716	6 PK 1740
4458068	AVX 10 x 864	55193795	5 PK 1145	71736717	KT 1253
46129991	3 PK 855	55202377	6 PK 1185	71736726	KT 1404
46130771	4 PK 1245	55203786	ZRK 1438	71739905	5 PK 940
46136505	3 PK 855	5882989	AVX 10 x 925	71745115	6 PK 1185
46400045	ZRK 1245	5948450	AVX 10 x 1050	71749419	4 PK 1100
46400047	3 PK 668	5948451	AVX 10 x 1050	71749433	5 PK 905
46403659	ZRK 1322	5953873	AVX 10 x 938	71749437	5 PK 1104
46403854	5 PK 940	5953873	AVX 10 x 940	71749474	ZRK 1027
46411594	3 PK 668	5956106	ZRK 1084	7302675	ZRK 1094
46414859	6 PK 1070	5956125	ZRK 1309	7302791	AVX 10 x 635
46414860	6 PK 1718	5956599	AVX 10 x 825	7302819	AVX 10 x 715
46426983	ZRK 1113	5973343	ZRK 1053	7303004	AVX 10 x 925
46429443	4 PK 675	5973727	ZRK 1058	7303315	AVX 10 x 775
46439000	6 PK 1105	5978842	AVX 10 x 913	7303414	ZRK 1100
46444537	6 PK 1740	5980075	AVX 10 x 740	7303462	AVX 10 x 813
46448693	5 PK 940	5992144	5 PK 870	73500782	5 PK 1570
46451652	4 PK 855	60565258	4 PK 790	7533397	AVX 10 x 775
46456894	4 PK 962	60568842	7 PK 1240	7540063	AVX 10 x 813
46457061	ZRK 1027	60573075	7 PK 1175	7541662	AVX 10 x 913
46457742	ZRK 1422	60575209	4 PK 763	7547752	5 PK 1345
46462943	3 PK 668	60603101	6 PK 1990	7552281	AVX 10 x 1090
46462944	5 PK 940	60605423	7 PK 1970	7552380	AVX 10 x 775
46474062	6 PK 1840	60617858	7 PK 1080	7553224	5 PK 850
46479557	6 PK 1760	60617859	7 PK 1950	7553226	5 PK 850
46514138	6 DPK 1225	60617860	6 PK 1045	7553716	AVX 10 x 690
46515401	ZRK 1027	60617862	6 PK 1840	7554502	AVX 10 x 750
46517850	4 PK 841	60618584	7 PK 1970	7554605	AVX 10 x 1125
46517851	4 PK 698	60620887	ZRK 1420	7554701	ZRK 1111
		60625130	ZRK 1249	7565945	6 PK 1610



Teilenummer Part number	Abmessung Dimension
----------------------------	------------------------

Teilenummer Part number	Abmessung Dimension
----------------------------	------------------------

Teilenummer Part number	Abmessung Dimension
----------------------------	------------------------

LANCIA

7574198	AVX 10 x 838
7575315	AVX 10 x 1000
7576113	AVX 10 x 1125
7576114	AVX 10 x 1090
7576135	ZRK 1244
7581316	AVX 10 x 825
7581317	AVX 10 x 825
7589248	AVX 13 x 825
7596379	ZRK 1111
7596722	ZRK 1253
7597169	7 PK 1220
7597531	AVX 10 x 813
7604702	AVX 10 x 825
7609091	AVX 10 x 913
7609093	AVX 10 x 888
7610944	AVX 10 x 675
7614957	AVX 10 x 735
7614999	ZRK 1286
7615058	5 PK 985
7617214	AVX 13 x 1025
7617278	AVX 13 x 850
7618521	AVX 10 x 838
7619418	AVX 10 x 675
7621256	AVX 13 x 875
7627908	AVX 13 x 850
7629031	5 PK 905
7629229	5 PK 920
7629235	AVX 13 x 750
7629316	AVX 13 x 800
7629650	7 PK 1675
7631375	5 PK 925
7632090	5 PK 962
7633335	AVX 10 x 735
7633936	4 PK 1100
7635566	4 PK 1100
7636057	4 PK 1050
7636058	4 PK 1050
7636059	4 PK 1060
7636060	4 PK 1060
7636448	3 PK 675
7636895	3 PK 913
7636896	3 PK 913
7638225	AVX 10 x 735
7640256	5 PK 905
7640257	5 PK 985
7640258	5 PK 925
7644467	5 PK 962
7646849	5 PK 1055
7649219	AVX 13 x 850
7651197	4 PK 913
7651549	AVX 13 x 750
7653808	7 PK 1715
7655543	AVX 13 x 850
7655544	AVX 13 x 750
7659062	ZRK 1252
7695546	ZRK 1247
7695968	5 PK 1040
7701471773	KT 1217
7702169	5 PK 1055
7702740	5 PK 1040
7704978	4 PK 675
7706132	5 PK 970
7710579	ZRK 1249
7718418	5 PK 1104
7723828	AVX 10 x 690

LANCIA

7732676	ZRK 1246
7743081	ZRK 1244
7745354	4 PK 705
7749145	5 PK 940
7750728	3 PK 685
7750729	4 PK 813
7758972	4 PK 962
7761147	5 PK 940
7764914	ZRK 1747
7765715	5 PK 925
7765716	AVX 10 x 864
7765717	5 PK 962
7766106	6 PK 1138
7766684	6 PK 1038
7773139	5 PK 1080
7774591	ZRK 1252
7776570	AVX 10 x 650
7788011	6 PK 1695
7788553	4 PK 825
7788554	3 PK 685
7799581	4 PK 855
80404106	AVX 10 x 825
82068038	AVX 10 x 1100
82288389	AVX 10 x 1000
82310543	AVX 10 x 1175
82329974	AVX 10 x 1100
82332275	AVX 10 x 700
82336411	AVX 10 x 1225
82341655	AVX 13 x 1825
82342730	AVX 10 x 1140
82398036	AVX 10 x 775
82401268	AVX 13 x 1400
82401269	AVX 13 x 1225
9400816549	ZRK 1144
9400831069	KT 1068
9400831279	KT 1040
9400831489	KT 1216
9400831529	KT 1070
9400831609	KT 1350
9400831929	KT 1428
9463380180	ZRK 1445
9464640380	ZRK 1452
96152078	6 PK 1660
96152082	6 PK 1070
96152084	6 PK 1078
96188881	6 PK 1740
96205509	6 PK 1605
9620550980	6 PK 1605
96236847	6 PK 1165
96242338	6 PK 1105
9624233880	6 PK 1105
9629054080	6 PK 1740
9630796180	6 PK 1751
9631333880	6 PK 1740
96324103	6 PK 1740
9632410380	6 PK 1740
9632959380	ZRK 1703
9633478180	6 PK 1470
9634765180	6 PK 1710
9638027080	6 PK 1580
9638234780	6 PK 1470
9641069580	6 PK 1190
9641705880	6 PK 1710
9644846680	6 PK 1740
9655945780	6 PK 1215

LANCIA

9658643680	6 PK 1205
9662187580	ZRK 1575
98415921	ZRK 1316
98419390	ZRK 1312
98455448	5 PK 886

LAND ROVER

11282245850	4 PK 841
1316644	6 PK 2080
6G9N8620BB	6 PK 1205
AHU2716	3 PK 750
CDU2160	3 PK 750
ERR0914	5 PK 1140
ERR2215	4 PK 1325
ERR2678	4 PK 1260
ERR3287	7 PK 1605
ERR4461	7 PK 1870
ERR4623	7 PK 2255
ERR5911	7 PK 1580
ERR6896	7 PK 2710 TM
ERR6899	7 PK 1775
ERR914	5 PK 1140
ETC9101	4 PK 841
GFB101750	6 PK 1751
GMB30735	3 PK 750
GMB30755	3 PK 750
GMB50735	5 PK 735
GMB51190	5 PK 1190
GMB61185	6 PK 1185
GMB61465	6 PK 1460
GTB1497XS	ZRK 1749
GTB9000	ZRK 1350
LHN100410	ZRK 1350
LHN100560	ZRK 1749
LHP100550L	338ST
LR000660	448UT
LR000996	6 PK 1748
LR003570	6 PK 1205
LR004257	ZRK 1575
PQR500240	7 PK 2276
PQR500320	7 PK 2276
PQS000100	7 PK 1630
PQS000180	5 PK 886
PQS000190	5 PK 812
PQS000200	5 PK 2020
PQS000220	5 PK 1005
PQS10061	6 PK 1751
PQS100840	5 PK 735
PQS100850	6 PK 1460
PQS100851	6 PK 1460
PQS100900	6 PK 1370
PQS101030	6 PK 1185
PQS101130	5 PK 1190
PQS101180	5 PK 1200
PQS101261	6 PK 1285
PQS101261L	6 PK 1285
PQS101262L	6 PK 1285
PQS101271	6 PK 1560
PQS101271L	6 PK 1560
PQS101272L	6 PK 1560
PQS101300	5 PK 2030
PQS101300L	5 PK 2030
PQS101310	5 PK 870
PQS101310L	5 PK 870
PQS101480	7 PK 2315



Teilenummer Part number	Abmessung Dimension
----------------------------	------------------------

LAND ROVER

PQS101490	7 PK 1715
PQS101630	7 PK 2337
PQS500081	6 PK 2080
STC2134	5 PK 1815
STC2326	4 PK 855
STC3397	4 PK 841
STC4455	5 PK 1815

LDV

46510641F	6 PK 1910
523000002	6 PK 1910

LEXUS

1356829015	ZRK 1323
9008021040	6 PK 1038
9008091088	4 PK 875
9008091147	6 PK 1038
9008091212	4 PK 875
9008091239	6 PK 1038
9091602177	3 PK 763
9091602231	6 PK 2245
9091602309	6 PK 1940
9091602310	6 PK 1940
9091602352	4 PK 805
9091602360	6 PK 2245
9091602371	6 PK 1940
9091602373	6 PK 1055
9091602386	4 PK 875
9091602401	6 PK 1035
9091602404	6 PK 2228
9091602405	6 PK 2228
9091602412	6 PK 1930
9091602437	6 PK 2200
9091602462	6 PK 2260
9091602463	6 PK 2245
9091602471	4 PK 1075
9091602583	6 PK 2260
9091602584	6 PK 2260
9091602585	6 PK 2240
9091602586	6 PK 2245
9091602592	6 PK 2120
9091602632	6 PK 2055
9091602637	6 PK 2100
9091602658	6 PK 2100
9091602661	4 PK 913
9936300890	3 PK 890
9936421070	4 PK 1075
9936430900	4 PK 900
9936480880	4 PK 875
99364C1050	4 PK 1050
9936671050	6 PK 1055
99366C2200	6 PK 2200
99366C2230	6 PK 2228
99366D2230	6 PK 2228
99366H2230	6 PK 2228

LEYLAND

13H1329	AVX 10 x 864
13H1448	AVX 13 x 1125
13H1448	AVX 13 x 1125 TM
13H1733	AVX 13 x 1075 TM
13H1756	AVX 13 x 1300
13H1756	AVX 13 x 1300 TM
13H1840	AVX 13 x 1075 TM
13H199	AVX 13 x 1125

Teilenummer Part number	Abmessung Dimension
----------------------------	------------------------

LEYLAND

13H199	AVX 13 x 1125 TM
13H2096	AVX 13 x 1525
13H2126	AVX 13 x 1525
13H2173	AVX 13 x 1300
13H2173	AVX 13 x 1300 TM
13H2659	AVX 13 x 1100 TM
13H3065	AVX 13 x 900
13H3065	AVX 13 x 900 TM
13H3348	AVX 13 x 1025
13H3348	AVX 13 x 1025 TM
13H3708	AVX 13 x 875
13H3708	AVX 13 x 875 TM
13H3726	AVX 10 x 1050
13H3820	AVX 10 x 888
13H4366	AVX 10 x 888
13H4583	AVX 10 x 888
13H4646	AVX 13 x 975
13H4646	AVX 13 x 975 TM
13H4706	AVX 10 x 850
13H480	AVX 13 x 1150
13H480	AVX 13 x 1150 TM
13H503	AVX 10 x 925
13H5373	AVX 10 x 825
13H566	AVX 13 x 950
13H566	AVX 13 x 950 TM
13H589	AVX 10 x 813
13H6869	AVX 10 x 1050
13H7104	AVX 10 x 1175
13H7105	AVX 10 x 1140
13H760	AVX 10 x 1110
13H7975	AVX 10 x 1050
13H8309	AVX 10 x 888
13H8310	AVX 10 x 900
13H8339	AVX 10 x 825
13H8389	AVX 10 x 813
13H848	AVX 13 x 1100 TM
13H859	AVX 10 x 813
13H8673	AVX 10 x 838
13H923	AVX 10 x 900
13H9393	AVX 10 x 1225
13H9620	AVX 10 x 950
602473	AVX 13 x 818
611023	AVX 10 x 1225
ADU6528	AVX 10 x 940
AHU2177	AVX 10 x 785
C20887	AVX 13 x 750
C20887	AVX 13 x 750 TM
C28957	AVX 13 x 875
C28957	AVX 13 x 875 TM
C29607	AVX 10 x 900
EAC3850	AVX 10 x 1000
GFB101	AVX 10 x 925
GFB102	AVX 10 x 813
GFB138	AVX 10 x 838
GFB182	AVX 10 x 888
GFB193	AVX 10 x 813

LOTUS

A907E0191Z	ZRK 1370
------------	----------

MACK

88GB447P728	10 PK 1860 TM
-------------	---------------

MAN

06560792332	AVX 13 x 1300
-------------	---------------

Teilenummer Part number	Abmessung Dimension
----------------------------	------------------------

MAN

06560792332	AVX 13 x 1300 TM
06580100539	AVX 13 x 950
06580100539	AVX 13 x 950 TM
06580100540	AVX 13 x 1000
06580100540	AVX 13 x 1000 TM
06580410238	AVX 13 x 1425
06580410238	AVX 13 x 1425 TM
06580420225	AVX 13 x 1100 TM
06580420238	AVX 13 x 1425
06580420238	AVX 13 x 1425 TM
06580420242	AVX 13 x 1525
06580420242	AVX 13 x 1525 TM
06580422240	AVX 13 x 1475
06580422240	AVX 13 x 1475 TM
06580430121	AVX 10 x 1000
06580430126	AVX 10 x 1125
06580430133	AVX 13 x 1300
06580430133	AVX 13 x 1300 TM
06580430221	AVX 13 x 1000
06580430221	AVX 13 x 1000 TM
06580430226	AVX 13 x 1125
06580430226	AVX 13 x 1125 TM
06580430234	AVX 13 x 1325
06580430234	AVX 13 x 1325 TM
06580430237	AVX 13 x 1400 TM
06580430240	AVX 13 x 1575
06580430240	AVX 13 x 1575 TM
06580430241	AVX 13 x 1500
06580430241	AVX 13 x 1500 TM
06580430242	AVX 13 x 1525
06580430242	AVX 13 x 1525 TM
06580430243	AVX 13 x 1550
06580430243	AVX 13 x 1550 TM
06580430255	AVX 13 x 1100 TM
06580430283	AVX 13 x 1425
06580430283	AVX 13 x 1425 TM
06580432224	AVX 13 x 1075 TM
06580432230	AVX 13 x 1225
06580432230	AVX 13 x 1225 TM
06580432232	AVX 13 x 1275
06580432232	AVX 13 x 1275 TM
06580432233	AVX 13 x 1300
06580432233	AVX 13 x 1300 TM
06580432238	AVX 13 x 1425
06580432238	AVX 13 x 1425 TM
06580432239	AVX 13 x 1450
06580432239	AVX 13 x 1450 TM
06580432242	AVX 13 x 1525
06580432243	AVX 13 x 1550
06580432243	AVX 13 x 1550 TM
06580432245	AVX 13 x 1600
06580432245	AVX 13 x 1600 TM
06580432246	AVX 13 x 1625
06580432246	AVX 13 x 1625 TM
06580432247	AVX 13 x 1650
06580432247	AVX 13 x 1650 TM
06580450241	AVX 13 x 1500
06580450241	AVX 13 x 1500 TM
06580452230	AVX 13 x 1225
06580452230	AVX 13 x 1225 TM
06580470133	AVX 10 x 1300
06580470227	AVX 13 x 1150
06580470227	AVX 13 x 1150 TM
06580470230	AVX 13 x 1225
06580470230	AVX 13 x 1225 TM



Teilenummer Part number	Abmessung Dimension
----------------------------	------------------------

Teilenummer Part number	Abmessung Dimension
----------------------------	------------------------

Teilenummer Part number	Abmessung Dimension
----------------------------	------------------------

MAN	
-----	--

06580472221	AVX 13 x 1100 TM
06580472224	AVX 13 x 1075 TM
06580472225	AVX 13 x 1100 TM
06580472226	AVX 13 x 1125
06580472226	AVX 13 x 1125 TM
06580472230	AVX 13 x 1225
06580472230	AVX 13 x 1225 TM
06580472234	AVX 13 x 1325
06580472234	AVX 13 x 1325 TM
06580472238	AVX 13 x 1425
06580472238	AVX 13 x 1425 TM
06580472241	AVX 13 x 1500
06580472241	AVX 13 x 1500 TM
06580472242	AVX 13 x 1525
06580472242	AVX 13 x 1525 TM
06580472243	AVX 13 x 1550
06580472243	AVX 13 x 1550 TM
06580472244	AVX 13 x 1575
06580472244	AVX 13 x 1575 TM
06580472245	AVX 13 x 1600
06580472245	AVX 13 x 1600 TM
06580480231	AVX 13 x 1250
06580480231	AVX 13 x 1250 TM
06580482231	AVX 13 x 1250
06580482231	AVX 13 x 1250 TM
06580490010	AVX 13 x 800
06580490010	AVX 13 x 800 TM
06580490026	6 PK 1515 TM
06580490038	8 PK 1495 TM
06580490044	8 PK 1495 TM
06580590206	XPB 1500
06580720231	AVX 13 x 1250
06580720231	AVX 13 x 1250 TM
06580721111	AVX 10 x 750
06580721181	AVX 10 x 925
06580721201	AVX 10 x 975
06580721211	AVX 10 x 1000
06580721261	AVX 10 x 1125
06580721312	AVX 10 x 1250
06580721321	AVX 10 x 1275
06580721361	AVX 10 x 1425
06580721372	AVX 10 x 1400
06580721422	AVX 10 x 1525
06580721542	10 x 1822
06580722112	AVX 13 x 750
06580722112	AVX 13 x 750 TM
06580722133	AVX 13 x 800
06580722133	AVX 13 x 800 TM
06580722141	AVX 13 x 825
06580722192	AVX 13 x 950
06580722192	AVX 13 x 950 TM
06580722201	AVX 13 x 975
06580722201	AVX 13 x 975 TM
06580722212	AVX 13 x 1000
06580722212	AVX 13 x 1000 TM
06580722222	AVX 13 x 1025
06580722222	AVX 13 x 1025 TM
06580722231	AVX 13 x 1050
06580722231	AVX 13 x 1050 TM
06580722242	AVX 13 x 1075 TM
06580722252	AVX 13 x 1100 TM
06580722262	AVX 13 x 1125
06580722262	AVX 13 x 1125 TM
06580722292	AVX 13 x 1200
06580722292	AVX 13 x 1200 TM

MAN	
-----	--

06580722293	AVX 13 x 1200
06580722293	AVX 13 x 1200 TM
06580722301	AVX 13 x 1225
06580722301	AVX 13 x 1225 TM
06580722302	AVX 13 x 1225
06580722302	AVX 13 x 1225 TM
06580722311	AVX 13 x 1250
06580722311	AVX 13 x 1250 TM
06580722312	AVX 13 x 1250
06580722312	AVX 13 x 1250 TM
06580722321	AVX 13 x 1275
06580722321	AVX 13 x 1275 TM
06580722322	AVX 13 x 1275
06580722322	AVX 13 x 1275 TM
06580722323	AVX 13 x 1275
06580722323	AVX 13 x 1275 TM
06580722331	AVX 13 x 1300
06580722331	AVX 13 x 1300 TM
06580722332	AVX 13 x 1300
06580722332	AVX 13 x 1300 TM
06580722342	AVX 13 x 1325
06580722342	AVX 13 x 1325 TM
06580722344	AVX 13 x 1325
06580722344	AVX 13 x 1325 TM
06580722352	2/AVX 13 x 1350
06580722382	AVX 13 x 1425
06580722382	AVX 13 x 1425 TM
06580722391	AVX 13 x 1450
06580722391	AVX 13 x 1450 TM
06580722392	AVX 13 x 1450
06580722392	AVX 13 x 1450 TM
06580722401	AVX 13 x 1475
06580722401	AVX 13 x 1475 TM
06580722402	AVX 13 x 1475
06580722402	AVX 13 x 1475 TM
06580722412	AVX 13 x 1500
06580722412	AVX 13 x 1500 TM
06580722422	AVX 13 x 1525
06580722422	AVX 13 x 1525 TM
06580722431	AVX 13 x 1550
06580722431	AVX 13 x 1550 TM
06580722432	AVX 13 x 1550
06580722432	AVX 13 x 1550 TM
06580722433	AVX 13 x 1550
06580722433	AVX 13 x 1550 TM
06580722442	AVX 13 x 1575
06580722442	AVX 13 x 1575 TM
06580722452	AVX 13 x 1600
06580722452	AVX 13 x 1600 TM
06580722501	AVX 13 x 1725
06580722511	AVX 13 x 1750
06580722511	AVX 13 x 1750 TM
06580722542	AVX 13 x 1825
06580722542	AVX 13 x 1825 TM
06580731212	AVX 10 x 1000
06580731241	AVX 10 x 1075
06580731241	AVX 10 x 1075 TM
06580731252	AVX 10 x 1100
06580731321	AVX 10 x 1275
06580731351	AVX 10 x 1350
06580731351	AVX 10 x 1350 TM
06580731361	AVX 10 x 1375
06580731381	AVX 10 x 1425
06580732133	AVX 13 x 800
06580732133	AVX 13 x 800 TM

MAN	
-----	--

06580732142	AVX 13 x 825
06580732143	AVX 13 x 825
06580732151	AVX 13 x 850
06580732162	AVX 13 x 875
06580732162	AVX 13 x 875 TM
06580732172	AVX 13 x 900
06580732172	AVX 13 x 900 TM
06580732182	AVX 13 x 925
06580732182	AVX 13 x 925 TM
06580732192	AVX 13 x 950
06580732192	AVX 13 x 950 TM
06580732202	AVX 13 x 975
06580732202	AVX 13 x 975 TM
06580732212	AVX 13 x 1000
06580732212	AVX 13 x 1000 TM
06580732222	AVX 13 x 1025
06580732222	AVX 13 x 1025 TM
06580732232	2/AVX 13 x 1050
06580732232	AVX 13 x 1050
06580732232	AVX 13 x 1050 TM
06580732242	AVX 13 x 1075 TM
06580732252	AVX 13 x 1100 TM
06580732262	AVX 13 x 1125
06580732262	AVX 13 x 1125 TM
06580732272	AVX 13 x 1150
06580732272	AVX 13 x 1150 TM
06580732282	AVX 13 x 1175
06580732282	AVX 13 x 1175 TM
06580732283	AVX 13 x 1425
06580732283	AVX 13 x 1425 TM
06580732292	2/AVX 13 x 1200
06580732292	AVX 13 x 1200
06580732292	AVX 13 x 1200 TM
06580732301	AVX 13 x 1225
06580732301	AVX 13 x 1225 TM
06580732302	AVX 13 x 1225
06580732302	AVX 13 x 1225 TM
06580732311	AVX 13 x 1250
06580732311	AVX 13 x 1250 TM
06580732312	AVX 13 x 1250
06580732312	AVX 13 x 1250 TM
06580732321	AVX 13 x 1275
06580732321	AVX 13 x 1275 TM
06580732323	3/AVX 13 x 1275
06580732323	AVX 13 x 1275
06580732323	AVX 13 x 1275 TM
06580732332	AVX 13 x 1300
06580732332	AVX 13 x 1300 TM
06580732334	AVX 13 x 1300
06580732334	AVX 13 x 1300 TM
06580732342	AVX 13 x 1325
06580732342	AVX 13 x 1325 TM
06580732343	AVX 13 x 1325
06580732343	AVX 13 x 1325 TM
06580732351	AVX 13 x 1350 TM
06580732352	2/AVX 13 x 1350
06580732352	AVX 13 x 1350 TM
06580732362	AVX 13 x 1375
06580732362	AVX 13 x 1375 TM
06580732371	AVX 13 x 1400 TM
06580732372	AVX 13 x 1400 TM
06580732374	AVX 13 x 1400 TM
06580732382	AVX 13 x 1425
06580732382	AVX 13 x 1425 TM
06580732383	AVX 13 x 1425



Teilenummer Part number	Abmessung Dimension
----------------------------	------------------------

Teilenummer Part number	Abmessung Dimension
----------------------------	------------------------

Teilenummer Part number	Abmessung Dimension
----------------------------	------------------------

MAN

06580732383	AVX 13 x 1425 TM
06580732391	AVX 13 x 1450
06580732391	AVX 13 x 1450 TM
06580732392	AVX 13 x 1450
06580732392	AVX 13 x 1450 TM
06580732394	AVX 13 x 1450
06580732394	AVX 13 x 1450 TM
06580732402	AVX 13 x 1475
06580732402	AVX 13 x 1475 TM
06580732403	AVX 13 x 1475
06580732403	AVX 13 x 1475 TM
06580732412	AVX 13 x 1500
06580732412	AVX 13 x 1500 TM
06580732413	AVX 13 x 1500
06580732413	AVX 13 x 1500 TM
06580732414	AVX 13 x 1500
06580732414	AVX 13 x 1500 TM
06580732422	AVX 13 x 1525
06580732422	AVX 13 x 1525 TM
06580732432	AVX 13 x 1550
06580732432	AVX 13 x 1550 TM
06580732433	AVX 13 x 1550
06580732433	AVX 13 x 1550 TM
06580732442	AVX 13 x 1575
06580732442	AVX 13 x 1575 TM
06580732443	AVX 13 x 1575
06580732443	AVX 13 x 1575 TM
06580732452	AVX 13 x 1600
06580732452	AVX 13 x 1600 TM
06580732462	AVX 13 x 1625
06580732462	AVX 13 x 1625 TM
06580732472	AVX 13 x 1650
06580732472	AVX 13 x 1650 TM
06580732482	AVX 13 x 1675
06580732482	AVX 13 x 1675 TM
06580732492	AVX 13 x 1700
06580732492	AVX 13 x 1700 TM
06580732493	AVX 13 x 1700
06580732493	AVX 13 x 1700 TM
06580732502	AVX 13 x 1725
06580732512	AVX 13 x 1750
06580732512	AVX 13 x 1750 TM
06580732522	AVX 13 x 1775
06580732522	AVX 13 x 1775 TM
06580732523	AVX 13 x 1775
06580732523	AVX 13 x 1775 TM
06580732532	AVX 13 x 1800
06580732532	AVX 13 x 1800 TM
06580732542	AVX 13 x 1825
06580732542	AVX 13 x 1825 TM
06580732572	AVX 13 x 1900
06580732572	AVX 13 x 1900 TM
06580732592	AVX 13 x 1950
06580732592	AVX 13 x 1950 TM
06580790016	AVX 13 x 1325
06580790016	AVX 13 x 1325 TM
06580790017	AVX 10 x 1225
06580790022	AVX 10 x 875
06580790026	AVX 13 x 1250
06580790026	AVX 13 x 1250 TM
06580790028	AVX 13 x 1425
06580790028	AVX 13 x 1425 TM
06580792332	AVX 13 x 1300
06580792332	AVX 13 x 1300 TM
065810722441	AVX 13 x 1575

MAN

065810722441	AVX 13 x 1575 TM
51.95800-7394	KT 7005
51.95800-7396	KT 7006
51.95800-7397	KT 7005
51.96820-0238	KT 7006
51.96820-0239	KT 7005
51968200128	AVX 13 x 1475
51968200128	AVX 13 x 1475 TM
51968200132	AVX 10 x 1425
51968200143	AVX 13 x 1550
51968200143	AVX 13 x 1550 TM
51968200152	AVX 13 x 1290
51968200153	AVX 13 x 1550
51968200153	AVX 13 x 1550 TM
51968200153	AVX 13 x 1575
51968200153	AVX 13 x 1575 TM
51968200156	AVX 13 x 1650
51968200156	AVX 13 x 1650 TM
51968200162	AVX 13 x 1575
51968200162	AVX 13 x 1575 TM
51968200226	12 PK 1965 TM
51968200231	12 PK 1865 TM
51968200238	8 PK 880 TM
51968200239	8 PK 1376 TM
51968200242	10 PK 1860 TM
51968200243	8 PK 1275 TM
51968200250	12 PK 1515 TM
51968200253	12 PK 1300 TM
51968200257	8 PK 1327 TM
51968200265	9 PK 1200 TM
51968200269	4 PK 1290 TM
51968200270	14 PK 1305 TM
51968200271	5 PK 1482 TM
51968200272	8 PK 1635 TM
51968200273	8 PK 1920 TM
51968200280	8 PK 1327 TM
51968200304	4 PK 1455 TM
51968200310	10 PK 1580 TM
51968200313	8 PK 1515 TM
51968200314	4 PK 1380 TM
51968200317	4 PK 1390 TM
51968200322	8 PK 1158 TM
51968200335	8 PK 1920 TM
51968200336	8 PK 1635 TM
51968200344	8 PK 1635 TM
51968203001	AVX 13 x 1600
51968203001	AVX 13 x 1600 TM
51968206001	AVX 13 x 1600
51968206001	AVX 13 x 1600 TM
51968206027	AVX 13 x 1600
51968206027	AVX 13 x 1600 TM
51968206034	AVX 13 x 1450
51968206034	AVX 13 x 1450 TM
51968206046	AVX 13 x 1300
51968206046	AVX 13 x 1300 TM
51968206086	AVX 13 x 1300
51968206086	AVX 13 x 1300 TM
51968206117	AVX 13 x 1300
51968206117	AVX 13 x 1300 TM
6580410236	AVX 13 x 1375
6580410236	AVX 13 x 1375 TM
6580430236	AVX 13 x 1375
6580430236	AVX 13 x 1375 TM
6580432236	AVX 13 x 1375
6580432236	AVX 13 x 1375 TM

MAN

6580722331	AVX 13 x 1290
81968206018	AVX 13 x 1775
81968206018	AVX 13 x 1775 TM
81968206019	AVX 13 x 1275
81968206019	AVX 13 x 1275 TM
87680900118	AVX 10 x 950
87680900121	AVX 10 x 1000
87680900238	AVX 13 x 1425
87680900238	AVX 13 x 1425 TM
88968200001	6 PK 2200
K0001174284	AVX 13 x 1350 TM

MASSEY FERGUSON

1447778M91	AVX 13 x 1375
1447778M91	AVX 13 x 1375 TM
2614B159	AVX 13 x 1375
2614B159	AVX 13 x 1375 TM
3038999M1	AVX 13 x 1375
3038999M1	AVX 13 x 1375 TM
3581611M1	AVX 13 x 1375
3581611M1	AVX 13 x 1375 TM

MAZDA

024918381B	AVX 10 x 1000
030518381A	AVX 13 x 975
030579252	AVX 13 x 925
032418381	AVX 10 x 785
032418381A	AVX 10 x 785
050418381B	AVX 13 x 950
060518381	AVX 13 x 1000
0605183891	AVX 13 x 985
075018381A	AVX 10 x 1125
082018381	AVX 10 x 825
1037660	ZRK 1184
1049578	6 PK 1975
1049613	6 PK 2100
1361733	ZRK 1335
156218381	AVX 10 x 825
175713715	AVX 10 x 888
175718381	AVX 10 x 800
1A2318381	4 PK 870
1E0315907	6 PK 1735
1E0315907A	6 PK 1735
1E0315907B	6 PK 1735
1E0315908	6 PK 1440
1E0315908A	6 PK 1440
1E0315909	6 PK 1900
1E0315909A	6 PK 1900
1E0315909B	6 PK 1900
1E0315909D	6 PK 1900
1E0318381	6 PK 858
1E0318381A	6 PK 858
1E0512205	ZRK 1172
1E0512730	325ST
1E0515907	6 PK 1751
1E0515908	6 PK 1775
1E0515909	6 PK 1930
1E0518381	6 PK 1185
1E0612205	ZRK 1172
1E0612700	231ST
1E0612700A	231ST
1E0612700B	231ST
1E0712205	ZRK 1000
1E0712700	324ST
1E0712700A	316ST



Teilenummer Part number	Abmessung Dimension
----------------------------	------------------------

Teilenummer Part number	Abmessung Dimension
----------------------------	------------------------

Teilenummer Part number	Abmessung Dimension
----------------------------	------------------------

MAZDA

1E0712700B	316ST
1E0712720	320ST
1E0713823	ZRK 1000
1E0713823A	ZRK 1000
1E0715907	5 PK 1140
1E0715907A	5 PK 1140
1E0715907B	5 PK 1140
1E0715909	5 PK 675
1E0718381	5 PK 886
1E0718381A	5 PK 886
1E0723951	304UT
1E0723951A	304UT
1E0723951B	304UT
1E0723951C	304UT
1E1012700	231ST
1E1012700A	231ST
1E1012700C	231ST
1E1115907	6 PK 1610
1E1212205A	ZRK 1000
1E1212205B	ZRK 1000
1E1223951	304UT
1N1515909	4 PK 813
1N2018381	4 PK 1110
227618381A	AVX 13 x 950
227618381B	AVX 13 x 900
232913715	AVX 10 x 825
267718381	AVX 13 x 850
3252729	AVX 13 x 1100
3707248	6 PK 2080
387418381	AVX 13 x 1075
3BC715909C	4 PK 966
489318382	AVX 13 x 1225
7204039	3 PK 685
811818381	AVX 13 x 875
83118381A	AVX 10 x 785
856215906	AVX 13 x 1050
887118381	AVX 10 x 800
95WF6C301H	6 PK 1900
96423837	6 PK 975
96FB6C301AC	6 PK 858
96FB6C301BC	6 PK 1735
96FB6C301CD	6 PK 1440
96FF6268DA	ZRK 1000
96FF6C301AE	5 PK 886
96FF6C301BE	5 PK 1140
96FF6C301CD	5 PK 675
96MF6C301A	6 PK 1185
96MF6C301B	6 PK 1751
96MF6C301C	6 PK 1930
96MF6C301D	6 PK 1775
97FF6C301AC	5 PK 1140
98BB6C301BA	6 PK 2100
AJ0315908	6 PK 2080
AJ0315908A	6 PK 2080
AJ0315908B	6 PK 2080
AJ0318381	3 PK 685
AJ5215908	6 PK 2080
AM0618381A	AVX 13 x 950
AS0115907C	4 PK 900
AS0315909	6 PK 1795
AY14060922	6 PK 925
B30115909	4 PK 950
B30318381	AVX 10 x 888
B30318381A	AVX 10 x 888
B36015907A	4 PK 875

MAZDA

B36615907	4 PK 890
B36615908	4 PK 884
B36615908A	4 PK 884
B36615909	4 PK 1005
B3C715907B	4 PK 845
B3C715907C	4 PK 850
B3C715909A	4 PK 962
B3C715909C	4 PK 966
B3C718381	4 PK 875
B3C718381A	4 PK 875
B3C718381B	4 PK 875
B3J215909	4 PK 966
B3P515908	4 PK 875
B3P715908	4 PK 875
B50115908	4 PK 890
B58718381	4 PK 884
B58815909	4 PK 1015
B59515909	4 PK 995
B59615907	4 PK 890
B59615909	4 PK 995
B59618381	4 PK 884
B59712205	ZRK 1281
B5A118381	4 PK 875
B5C715909	4 PK 954
B5C815909	4 PK 954
B60118381	AVX 10 x 888
B60118381A	AVX 10 x 888
B61115908	AVX 13 x 950
B61215909A	4 PK 980
B61H18381	AVX 13 x 900
B61P15907	4 PK 870
B61P15907A	4 PK 855
B63012700A	950UT
B63012700B	950UT
B63012700C	950UT
B63012700D	950UT
B63012700E	950UT
B63015907	4 PK 875
B63015907A	4 PK 875
B63015907B	4 PK 875
B63112700C	950UT
B63H15909	4 PK 954
B65712205	ZRK 1281
B66012205A	ZRK 1008
B66012205B	ZRK 1008
B66012205C	ZRK 1008
B66012700A	951ST
B66012700B	951ST
B66012700C	951ST
B66012700D	951ST
B66012700E	951ST
B66012700F	951ST
B66012730B	952UT
B66012730C	952UT
B66015908	4 PK 890
B66115909	4 PK 995
B6A915908A	4 PK 905
B6A915909A	4 PK 1005
B6BF15907	4 PK 890
B6BF18381	4 PK 884
B6BF18381A	4 PK 890
B6C715909	4 PK 950
B6DG15909	4 PK 995
B6S712205	ZRK 1281
B6S712205A	ZRK 1281

MAZDA

B6S712205B	ZRK 1281
B6S712205C	ZRK 1281
B6S712205C9	ZRK 1281
B6S712205D	ZRK 1281
B6S715909	4 PK 1015
B6S718381A	AVX 13 x 900
B6S718381AB	AVX 13 x 900
B6S718381B	AVX 13 x 900
B6SF18381	AVX 13 x 900
B6SF18381A	AVX 13 x 900
B6SF18381B	AVX 13 x 900
BP0112205	ZRK 1071
BP0112205A	ZRK 1071
BP0112205B	ZRK 1071
BP0112205B9	ZRK 1071
BP0112SF0	ZRK 1071
BP0212205	ZRK 1071
BP0212205A	ZRK 1071
BP0212205B9	ZRK 1071
BP2515908	4 PK 890
BP2515908A	4 PK 890
BP4W15907A	4 PK 860
BP4W15907B	4 PK 855
BP4W18381	4 PK 884
BPD415909	4 PK 1005
BPE615909	4 PK 1005
BPE715909	4 PK 1005
BPE815908	4 PK 850
BPE815909A	4 PK 950
BPF315909A	4 PK 950
BPH715909	4 PK 1005
C20112201	ZRK 1172
C20112201A	ZRK 1172
C20112500	231ST
C20112500A	231ST
C20112500B	231ST
CY0115908A	6 PK 1138
CY0115908B	6 PK 1138
CY0115908C	6 PK 1138
D53015907	4 PK 870
D53015909	4 PK 1080
E30115907	AVX 13 x 1125
E301181	AVX 10 x 960
E30118381	AVX 10 x 960
E33115907	4 PK 1180
E35618381	AVX 10 x 960
E35618381X	AVX 10 x 965
E56115907	4 PK 1040
F20115907A	5 PK 1015
F20115908A	5 PK 950
F20115909A	5 PK 1060
F20118381A	3 PK 763
F20118908A	5 PK 950
F20212205	ZRK 1168
F202122059A	ZRK 1168
F20312205	ZRK 1168
F203122059A	ZRK 1168
F20312205X	ZRK 1168
F21012205	ZRK 1168
F23015909	5 PK 1060
F26218381A	3 PK 763
F2E618381X	AVX 13 x 785
F2F618381	3 PK 763
F53E8K543AA	3 PK 685
F80112205	ZRK 1042

Teilenummer Part number	Abmessung Dimension	Teilenummer Part number	Abmessung Dimension	Teilenummer Part number	Abmessung Dimension
MAZDA		MAZDA		MAZDA	
F80112700C	955ST	FP0112205A	ZRK 1209	KF3315907	4 PK 920
F80115381A	4 PK 813	FP0112205A9	ZRK 1209	KFC815907	4 PK 905
F80212205	ZRK 1042	FP0112700	243UT	KJ0115907	8 PK 1635 TM
F80212205X	ZRK 1042	FP0112700A	243UT	KJ0118381A	7 PK 1605
F80215907A	5 PK 975	FP0115907	5 PK 1025	KL0112205	ZRK 1234
F80612205	ZRK 1115	FP0115907A9	5 PK 1025	KL0112730A	196UT
F80715907	5 PK 1015	FP0115909	5 PK 1145	KL0112740	197UT
F80715908A	5 PK 950	FP0215909	5 PK 1145	KL0112750	198UT
F80715909A	5 PK 1055	FP0215909A	5 PK 1145	KL0212750	198UT
F80812205	ZRK 1115	FP0415907A	5 PK 1025	KL4715907	4 PK 920
F80815381	4 PK 875	FP0512700A	243UT	KL4715908	5 PK 1000
F80912205	ZRK 1115	FP0512700B	243UT	KL4715908A	5 PK 1000
F809122059A	ZRK 1115	FS0112205	ZRK 1210	KL7015908	5 PK 1000
F80912205X	ZRK 1115	FS0112205A	ZRK 1210	KL7015908A	5 PK 1000
F82A15909	4 PK 980	FS0112205A9	ZRK 1210	KLY212SJ0	198UT
F82A18381A	4 PK 925	FS0112205AG	ZRK 1210	L32715909	6 PK 2215
F82B15909	4 PK 980	FS0112700A	186UT	L32715909A	6 PK 2215
F85118381A	AVX 13 x 775	FS0112700B	186UT	L32715909B	6 PK 2215
F85218381	AVX 13 x 950	FS0112730A	187UT	L32915909	6 PK 2305
F87418381	AVX 13 x 825	FS0212205	ZRK 1210	L32915909A	6 PK 2305
F8AG18381X	AVX 13 x 950	FS0505909	5 PK 1165	L32915909B	6 PK 2305
F8B212205	ZRK 1162	FS0512700	186UT	L33615909	6 PK 2285
F8B212205A	ZRK 1162	FS0512700A	186UT	L33615909A	6 PK 2285
F8B212205A9	ZRK 1162	FS0512700B	186UT	L33615909B	6 PK 2285
F8B518381	4 PK 813	FS0515907	5 PK 1030	L37315909	6 PK 1330
F8B518381C	4 PK 813	FS0515909	5 PK 1165	L37G15909	6 PK 2285
FE0112205	ZRK 1044	FS0518381	4 PK 920	L37K15909	6 PK 2315
FE0212205	ZRK 1044	FS1115907	5 PK 1030	L3B615909	6 PK 2285
FE0312205	ZRK 1120	FS1115907A	5 PK 1030	L3K915909A	6 PK 2315
FE0412205	ZRK 1120	FS1215909	5 PK 1165	L51015909A	6 PK 2285
FE0512205	ZRK 1335	FS1215909A	5 PK 1165	L51015909B	6 PK 2285
FE0612205	ZRK 1335	FS1215909B	5 PK 1165	L51015909C	6 PK 2285
FE0812205	ZRK 1335	FS1218381	4 PK 920	L53815909A	6 PK 2285
FE0912205	ZRK 1335	FS1218381A	4 PK 920	LF1715909	6 PK 2160
FE09122059A	ZRK 1335	FS1E18381	4 PK 925	LF1715909A	6 PK 2160
FE0912205X	ZRK 1335	FS5918381	4 PK 920	LF1715909B	6 PK 2160
FE1361733	ZRK 1335	FS5918381A	4 PK 920	LF1915909	6 PK 2255
FE1H12205	ZRK 1167	FS5918381B	4 PK 920	LF1915909A	6 PK 2255
FE1H12205A	ZRK 1167	FSJ218381	4 PK 920	LF1915909B	6 PK 2255
FE1H12205A9	ZRK 1167	FSM318381	4 PK 920	LF4J15909A	6 PK 2240
FE1H12205X	ZRK 1167	G60118381	AVX 13 x 1060 TM	LF4J15909B	6 PK 2240
FE1H12700A	953ST	GY0118381	3 PK 685	LF5015908	5 EPK 694
FE1H12730	954UT	GY0215908	6 PK 2100	LF5015909	6 PK 1305
FE1H12730A	954UT	GY0218381A	6 PK 2100	LF5015909A	6 PK 1305
FE1H15907	AVX 13 x 825	J50315381A	6 PK 1400	LF5115909	6 PK 1305
FE1J12205	ZRK 1167	J50315908	4 PK 1030	LF9J15909A	6 PK 2255
FE312205	ZRK 1283	JE4815908	4 PK 1020	LF9M15909A	6 PK 2170
FE3N12205	ZRK 1283	JE5315908A	4 PK 1005	LFG115909B	6 PK 2245
FE3N122059A	ZRK 1283	JE5318381	4 PK 1005	LFH115909B	6 PK 2260
FE3N12205X	ZRK 1283	JE7415907	4 PK 913	LFJ515909B	6 PK 2160
FE3N12730	956UT	JE7415908	5 PK 985	N24915906B	AVX 13 x 1075
FE4618381	AVX 13 x 1000	JF0112205	ZRK 1228	N30413715	AVX 10 x 900
FE4N15909A	5 PK 1060	JF0112205A	ZRK 1228	N32615908	AVX 13 x 975
FE6518381	AVX 13 x 850	JF0112205B	ZRK 1228	N32615909	AVX 13 x 1050
FE7018381	AVX 13 x 750	JF0112205C	ZRK 1228	N32615909X	AVX 13 x 1060
FE7912205	ZRK 1120	JF0112205D	ZRK 1228	N33213813A	AVX 10 x 975
FE8118381	AVX 13 x 1025	JF0118381A	AVX 13 x 1025	N35018381	AVX 10 x 800
FEB118351	AVX 13 x 1025	JF0118381X	AVX 13 x 1015	N35018381X	AVX 10 x 800
FEB118381	AVX 13 x 1025	JF0118381X	AVX 13 x 1015 TM	N37012813X	AVX 10 x 960
FEMJ18381	6 PK 1185	K80515907A	4 PK 920	N37013813A	AVX 10 x 960
FEY812205	ZRK 1120	K80515907B	4 PK 920	N3A115907	6 PK 925
FEY912205	ZRK 1120	K80515908A	5 PK 1015	N3A115908	6 PK 1045
FEY9122059A	ZRK 1120	K80515908B	5 PK 1015	N3A118381	5 PK 1355
FEY912205X	ZRK 1120	K80518381A	5 PK 860	N3H115908	4 PK 780
FP0112205	ZRK 1209	K80518381B	5 PK 860	N3H115908A	4 PK 780



Teilenummer Part number	Abmessung Dimension
----------------------------	------------------------

Teilenummer Part number	Abmessung Dimension
----------------------------	------------------------

Teilenummer Part number	Abmessung Dimension
----------------------------	------------------------

MAZDA

N3H118381	5 PK 820
N3H118381A	5 PK 820
N3R115908	4 PK 780
N3R118381	5 PK 820
PN1118381	AVX 13 x 875
PN1118381X	AVX 13 x 875
PN1215909	AVX 13 x 1060 TM
PN1215909	AVX 13 x 1075
PN1315909	AVX 13 x 925
PN4018381	AVX 13 x 900
R20112205	ZRK 1264
R20112205A	ZRK 1264
RF0118381	AVX 13 x 1100
RF0118381X	AVX 13 x 1125
RF0312205	ZRK 1218
RF0312720	808UT
RF0312731	808UT
RF0315930	AVX 13 x 925
RF0315980	AVX 13 x 925
RF0315980X	AVX 13 x 925
RF0515980	AVX 13 x 1050
RF0515980X	AVX 13 x 1030
RF1G12205	ZRK 1401
RF1S18380A	2/AVX 13 x 1050
RF2A-12-205	ZRK 1586
RF2A-12-205A	ZRK 1586
RF2A-12-205B	ZRK 1586
RF2A12700	164UT
RF2A12730	165UT
RF4312205	ZRK 1218
RF5C12205	ZRK 1449
RF5C12205	ZRK 1589
RF5C12205A	ZRK 1449
RF5C12205A	ZRK 1589
RF5C12205A9	ZRK 1449
RF5C12205A9	ZRK 1589
RF5C15909A	8 PK 1175
RF5D15909	8 PK 1225
RF5G15909	8 PK 1230
RF7112205	ZRK 1226
RF7112205X	ZRK 1226
RF7112700C	182ST
RF7112730A	183UT
RF7115907A	AVX 13 x 850
RF7115907B	AVX 13 x 850
RF7115908	AVX 13 x 900
RF7912205	ZRK 1226
RF7J12205	ZRK 1542
RF7J15909	8 PK 1175
RF7L15909	8 PK 1225
RF8G15909	8 PK 1230
RFC612700	182ST
RFC618381	AVX 13 x 850
RFG115908	AVX 13 x 925
RFG118380	AVX 13 x 850
RFG1183841B	AVX 13 x 850
RS7L15909	8 PK 1225
SE0178022	AVX 13 x 1450
SE0818381	AVX 13 x 1100
W06532611	AVX 13 x 875
WL0112205	ZRK 1393
WL01-12-205	ZRK 1393
WL0118381	AVX 13 x 1100
WL5118380	AVX 13 x 1100
WL5118380A	AVX 13 x 1100

MAZDA

WL8112205	ZRK 1393
XS2E8620HA	6 PK 2080
XS2Z8620HA	6 PK 2080
Y40112730	332UT
Y40112770	331ST
Y40112770A	331ST
Y40112770B	331ST
Y40112770C	331ST
Y40115907	6 PK 1345
Y40115908	6 PK 1710
Y60112205	ZRK 1460
Y60112205A	ZRK 1460
Y60115909	6 PK 975
Y60115909A	6 PK 975
Y60215909	6 PK 800
Y70112205	ZRK 1280
Y70112700A	520ST
Y70112730	436UT
YF0912205	ZRK 1184
YF0912730	555UT
YF0915908	6 PK 2100
YF0915909	6 PK 1975
YF7112205	ZRK 1184
YF7112205A	ZRK 1184
Z50112205	ZRK 1448
Z50112730	445UT
Z50115909	4 PK 995
Z502-12-205	ZRK 1587
Z60115909	6 PK 1870
Z60115909A	6 PK 1863
ZG0115909A	6 PK 2013
ZJ0115909A	6 PK 2013
ZJ3815908B	6 PK 1840
ZJ3815909	6 PK 1840
ZJ3815909B	6 PK 1840
ZJ3815909C	6 PK 1840
ZL0115907	4 PK 890
ZZS418381	4 PK 665
ZZS618381	4 PK 835

MERCEDES-BENZ

0005500033	408UR
0009930696	6 PK 2360
0009931496	6 PK 2585
0009931995	AVX 13 x 950
0009931995	AVX 13 x 950 TM
0009931996	5 PK 1310
0009932096	5 PK 1745
0009932696	9 PK 1888 TM
0009932896	8 PK 2035
0009933396	4 PK 790
0009933496	3 PK 855
0009933696	6 PK 2270
0009933796	6 PK 2373
0009934596	8 PK 2045 TM
0009934696	8 PK 1985 TM
0009936696	7 PK 2315
0009936796	7 PK 2415
0009937296	9 PK 1888 TM
0009937496	9 PK 1725 TM
0009937796	9 PK 1920 TM
0009937896	9 PK 2871 TM
0009938096	11 PK 2871 TM
0009938196	8 PK 1202 TM
0009938296	9 PK 1920 TM

MERCEDES-BENZ

0009938496	9 PK 1690 TM
0009939996	10 PK 1845 TM
0009970196	7 PK 2035
0009970892	AVX 10 x 938
0009970892	AVX 10 x 940
0009972492	AVX 10 x 850
0009975192	AVX 13 x 975
0009975192	AVX 13 x 975 TM
0009975492	AVX 13 x 1000
0009975492	AVX 13 x 1000 TM
0009975892	AVX 13 x 950
0009975892	AVX 13 x 950 TM
0009975992	AVX 10 x 875
0009976192	AVX 10 x 960
0009976692	AVX 13 x 1625
0009976692	AVX 13 x 1625 TM
0009976792	AVX 13 x 1425
0009976792	AVX 13 x 1425 TM
0009976892	AVX 10 x 950
0009976992	AVX 10 x 775
0009977092	AVX 13 x 1025
0009977092	AVX 13 x 1025 TM
0009977192	AVX 10 x 925
0009977292	AVX 10 x 775
0009977392	AVX 10 x 960
0009977592	AVX 10 x 913
0009977692	AVX 10 x 1100
0009977792	AVX 13 x 1325
0009977792	AVX 13 x 1325 TM
0009978192	AVX 13 x 1425
0009978192	AVX 13 x 1425 TM
0009978392	AVX 10 x 925
0009978592	AVX 13 x 1000
0009978592	AVX 13 x 1000 TM
0009978692	AVX 13 x 1250
0009978692	AVX 13 x 1250 TM
0009978792	AVX 13 x 1275
0009978792	AVX 13 x 1275 TM
0009978892	AVX 13 x 1325
0009978892	AVX 13 x 1325 TM
0009978992	AVX 13 x 1450
0009978992	AVX 13 x 1450 TM
0009979092	AVX 13 x 1500
0009979092	AVX 13 x 1500 TM
0009979192	AVX 13 x 1525
0009979292	AVX 13 x 1350
0009979292	AVX 13 x 1350 TM
0009979592	AVX 13 x 1550
0009979592	AVX 13 x 1550 TM
0009979692	AVX 13 x 1050
0009979692	AVX 13 x 1050 TM
0009979792	AVX 13 x 1625
0009979792	AVX 13 x 1625 TM
0009979892	AVX 13 x 1300
0009979892	AVX 13 x 1300 TM
0019930696	8 PK 1715 TM
0019931796	6 PK 2285
0019931896	6 PK 2404
0019932596	8 PK 1610 TM
0019932796	9 PK 2140 TM
0019932896	5 PK 1790
0019932996	5 PK 1310
0019933096	5 PK 1745
0019933496	6 PK 2155
0019933696	7 PK 1970



Teilenummer Part number	Abmessung Dimension
----------------------------	------------------------

Teilenummer Part number	Abmessung Dimension
----------------------------	------------------------

Teilenummer Part number	Abmessung Dimension
----------------------------	------------------------

MERCEDES-BENZ	
0019933896	6 EPK 691
0019933996	6 EPK 691
0019934796	6 PK 1330
0019934896	9 PK 1920 TM
0019935696	9 PK 2125 TM
0019935796	9 PK 1725 TM
0019935996	10 PK 1845 TM
0019936096	11 PK 2020 TM
0019936196	11 PK 2040 TM
0019936396	9 PK 1920 TM
0019937196	9 PK 1920 TM
0019937296	9 PK 2871 TM
0019937496	11 PK 2871 TM
0019937596	7 PK 2035
0019937696	3 EPK 806
0019937796	5 PK 1745
0019937896	6 PK 2315
0019938296	5 PK 1310
0019938396	6 PK 2360
0019938696	6 PK 2260
0019970092	AVX 13 x 1375
0019970092	AVX 13 x 1375 TM
0019970292	AVX 13 x 1550
0019970292	AVX 13 x 1550 TM
0019970392	AVX 13 x 1200
0019970392	AVX 13 x 1200 TM
0019971192	AVX 13 x 1550
0019971192	AVX 13 x 1550 TM
0019971592	AVX 13 x 1325
0019971592	AVX 13 x 1325 TM
0019972192	AVX 10 x 960
0019972392	AVX 13 x 1325
0019972392	AVX 13 x 1325 TM
0019972592	AVX 13 x 1400
0019972592	AVX 13 x 1400 TM
0019972692	AVX 13 x 1000
0019972692	AVX 13 x 1000 TM
0019972892	AVX 10 x 800
0019973292	AVX 13 x 1500
0019973292	AVX 13 x 1500 TM
0019973392	AVX 13 x 1525
0019973592	AVX 13 x 1625
0019973592	AVX 13 x 1625 TM
0019973692	AVX 13 x 1375
0019973692	AVX 13 x 1375 TM
0019973792	AVX 10 x 900
0019973892	AVX 10 x 1225
0019974092	AVX 13 x 975
0019974092	AVX 13 x 975 TM
0019974192	AVX 13 x 800
0019974192	AVX 13 x 800 TM
0019974292	AVX 10 x 800
0019974392	AVX 13 x 1075
0019974392	AVX 13 x 1075 TM
0019974592	AVX 10 x 875
0019974992	AVX 13 x 985
0019975092	AVX 13 x 1400 TM
0019975192	AVX 13 x 1375
0019975192	AVX 13 x 1375 TM
0019975592	AVX 13 x 1125
0019975592	AVX 13 x 1125 TM
0019975692	AVX 13 x 1475
0019975692	AVX 13 x 1475 TM
0019975792	AVX 13 x 1525
0019975892	AVX 13 x 1350

MERCEDES-BENZ	
0019975892	AVX 13 x 1350 TM
0019976092	AVX 13 x 975
0019976092	AVX 13 x 975 TM
0019976096	11 PK 2020 TM
0019976196	11 PK 2040 TM
0019976492	AVX 13 x 750
0019976492	AVX 13 x 750 TM
0019976792	AVX 13 x 1375
0019976792	AVX 13 x 1375 TM
0019976892	AVX 13 x 1125
0019976892	AVX 13 x 1125 TM
0019976992	AVX 13 x 1475
0019976992	AVX 13 x 1475 TM
0019977192	AVX 13 x 1375
0019977192	AVX 13 x 1375 TM
0019977292	AVX 13 x 1475
0019977292	AVX 13 x 1475 TM
0019977392	AVX 13 x 1475
0019977392	AVX 13 x 1475 TM
0019977492	AVX 13 x 1525
0019977492	AVX 13 x 1525 TM
0019977592	AVX 13 x 1450
0019977592	AVX 13 x 1450 TM
0019977692	AVX 13 x 1200
0019977692	AVX 13 x 1200 TM
0019977792	AVX 13 x 1475
0019977792	AVX 13 x 1475 TM
0019977992	AVX 13 x 1325
0019977992	AVX 13 x 1325 TM
0019978092	AVX 13 x 875
0019978092	AVX 13 x 875 TM
0019978692	AVX 13 x 1125
0019978692	AVX 13 x 1125 TM
0019978792	AVX 13 x 1075
0019978792	AVX 13 x 1075 TM
0019978892	AVX 13 x 1900
0019978892	AVX 13 x 1900 TM
0019979092	AVX 13 x 1500
0019979092	AVX 13 x 1500 TM
0019979192	AVX 13 x 1525
0019979492	AVX 13 x 1100
0019979492	AVX 13 x 1100 TM
0019979692	AVX 13 x 1100
0019979692	AVX 13 x 1100 TM
0019979792	AVX 13 x 1525
0019979792	AVX 13 x 1525 TM
0019979892	AVX 13 x 1525
0019979992	AVX 13 x 1625
0019979992	AVX 13 x 1625 TM
0029930896	6 PK 2225
0029930996	6 PK 2140
0029932496	8 PK 1215 TM
0029932996	8 PK 2045 TM
0029933096	6 PK 2390
0029933296	6 PK 2215
0029934296	7 PK 2035
0029970092	AVX 13 x 1500
0029970092	AVX 13 x 1500 TM
0029970192	AVX 13 x 1600
0029970192	AVX 13 x 1600 TM
0029970292	AVX 13 x 1600
0029970292	AVX 13 x 1600 TM
0029970392	AVX 13 x 1625
0029970392	AVX 13 x 1625 TM
0029970492	AVX 13 x 1325

MERCEDES-BENZ	
0029970492	AVX 13 x 1325 TM
0029970592	AVX 13 x 1475
0029970592	AVX 13 x 1475 TM
0029970692	AVX 10 x 1000
0029970792	AVX 13 x 975
0029970792	AVX 13 x 975 TM
0029970892	AVX 10 x 935
0029970892	AVX 10 x 938
0029970992	AVX 10 x 938
0029970992	AVX 10 x 940
0029971092	AVX 10 x 950
0029971392	AVX 13 x 1475
0029971392	AVX 13 x 1475 TM
0029971692	AVX 13 x 1375
0029971692	AVX 13 x 1375 TM
0029971992	AVX 10 x 1000
0029972092	AVX 10 x 975
0029972392	AVX 10 x 1215
0029972592	AVX 13 x 850
0029972692	AVX 13 x 925
0029972692	AVX 13 x 925 TM
0029972792	AVX 10 x 740
0029972892	AVX 10 x 740
0029972892	AVX 10 x 940
0029973092	AVX 13 x 850
0029973192	AVX 10 x 1225
0029973292	AVX 10 x 1225
0029973392	AVX 13 x 1300
0029973392	AVX 13 x 1300 TM
0029973592	AVX 10 x 980
0029973592	AVX 13 x 900 TM
0029973692	AVX 13 x 1100
0029973692	AVX 13 x 1100 TM
0029973892	AVX 13 x 1025
0029973892	AVX 13 x 1025 TM
0029974192	AVX 13 x 1250
0029974192	AVX 13 x 1250 TM
0029974292	AVX 13 x 1290
0029974292	AVX 13 x 1300
0029974292	AVX 13 x 1300 TM
0029974392	AVX 13 x 1375
0029974392	AVX 13 x 1375 TM
0029974492	AVX 13 x 1350
0029974492	AVX 13 x 1350 TM
0029974692	AVX 13 x 1125
0029974692	AVX 13 x 1125 TM
0029974792	AVX 10 x 813
0029974892	AVX 13 x 775
0029974992	AVX 10 x 850
0029975092	AVX 10 x 1184
0029975192	AVX 10 x 1184
0029975292	AVX 13 x 950
0029975292	AVX 13 x 950 TM
0029975392	AVX 13 x 825
0029975492	AVX 13 x 1100
0029975492	AVX 13 x 1100 TM
0029975592	AVX 10 x 975
0029975792	AVX 10 x 825
0029975892	AVX 10 x 975
0029975992	AVX 13 x 1425
0029975992	AVX 13 x 1425 TM
0029976292	AVX 10 x 1150
0029976392	AVX 10 x 1150
0029976792	AVX 13 x 925
0029976792	AVX 13 x 925 TM



Teilenummer Part number	Abmessung Dimension
----------------------------	------------------------

Teilenummer Part number	Abmessung Dimension
----------------------------	------------------------

Teilenummer Part number	Abmessung Dimension
----------------------------	------------------------

MERCEDES-BENZ**MERCEDES-BENZ****MERCEDES-BENZ**

0029976892	AVX 13 x 1150
0029976892	AVX 13 x 1150 TM
0029976992	AVX 13 x 1150
0029976992	AVX 13 x 1150 TM
0029977092	AVX 10 x 800
0029977192	AVX 10 x 975
0029977292	AVX 10 x 975
0029977392	AVX 13 x 1275
0029977392	AVX 13 x 1275 TM
0029977492	AVX 13 x 1525
0029977592	AVX 13 x 1525
0029977592	AVX 13 x 1525 TM
0029977692	AVX 10 x 1150
0029978292	AVX 13 x 1050
0029978292	AVX 13 x 1050 TM
0029978392	AVX 10 x 925
0029978492	AVX 10 x 888
0029978592	AVX 13 x 1125
0029978592	AVX 13 x 1125 TM
0029978692	AVX 13 x 825
0029978792	AVX 13 x 1200
0029978792	AVX 13 x 1200 TM
0029978992	AVX 10 x 1075
0029978992	AVX 10 x 1075 TM
0029979092	AVX 13 x 1150
0029979092	AVX 13 x 1150 TM
0029979492	AVX 13 x 785
0029979592	AVX 10 x 960
0029979792	AVX 13 x 1075
0029979792	AVX 13 x 1075 TM
0029979892	AVX 13 x 1225
0029979892	AVX 13 x 1225 TM
0029979992	AVX 13 x 1375
0029979992	AVX 13 x 1375 TM
0039970192	AVX 13 x 1025
0039970192	AVX 13 x 1025 TM
0039970292	AVX 13 x 1375
0039970292	AVX 13 x 1375 TM
0039970392	AVX 13 x 1350
0039970392	AVX 13 x 1350 TM
0039970492	AVX 13 x 1700
0039970492	AVX 13 x 1700 TM
0039970592	AVX 13 x 1150
0039970592	AVX 13 x 1150 TM
0039970692	AVX 13 x 1150
0039970692	AVX 13 x 1150 TM
0039970792	AVX 13 x 1250
0039970792	AVX 13 x 1250 TM
0039970892	AVX 10 x 675
0039971092	AVX 13 x 1575
0039971092	AVX 13 x 1575 TM
0039971492	AVX 13 x 950
0039971492	AVX 13 x 950 TM
0039971592	AVX 13 x 1500
0039971592	AVX 13 x 1500 TM
0039971692	AVX 13 x 1125
0039971692	AVX 13 x 1125 TM
0039971992	AVX 13 x 1375
0039971992	AVX 13 x 1375 TM
0039972392	AVX 13 x 1475
0039972392	AVX 13 x 1475 TM
0039972492	AVX 13 x 725
0039972592	AVX 10 x 913
0039972692	AVX 13 x 1200
0039972692	AVX 13 x 1200 TM

0039972792	AVX 10 x 1250
0039972892	AVX 10 x 1250
0039972992	AVX 13 x 1475
0039972992	AVX 13 x 1475 TM
0039973092	AVX 13 x 1525
0039973092	AVX 13 x 1525 TM
0039973192	AVX 13 x 1500
0039973192	AVX 13 x 1500 TM
0039973392	AVX 13 x 1325
0039973392	AVX 13 x 1325 TM
0039973492	AVX 10 x 938
0039973492	AVX 10 x 940
0039973592	AVX 10 x 980
0039973692	AVX 13 x 1300
0039973692	AVX 13 x 1300 TM
0039973792	AVX 13 x 1700
0039973792	AVX 13 x 1700 TM
0039974192	AVX 13 x 1650
0039974192	AVX 13 x 1650 TM
0039974292	AVX 13 x 1400
0039974292	AVX 13 x 1400 TM
0039974392	AVX 13 x 1400
0039974392	AVX 13 x 1400 TM
0039974492	AVX 10 x 1200
0039974592	AVX 10 x 1200
0039974692	AVX 10 x 1275
0039974792	AVX 13 x 1750
0039974792	AVX 13 x 1750 TM
0039974892	AVP 13 x 1950 TM
0039974892	AVX 13 x 1950
0039974892	AVX 13 x 1950 TM
0039974992	AVP 13 x 1950 TM
0039974992	AVX 13 x 1950
0039974992	AVX 13 x 1950 TM
0039975092	AVX 13 x 1000
0039975092	AVX 13 x 1000 TM
0039975292	AVX 13 x 1250
0039975292	AVX 13 x 1250 TM
0039975392	AVX 13 x 1290
0039975392	AVX 13 x 1300
0039975392	AVX 13 x 1300 TM
0039975492	AVX 13 x 1475
0039975492	AVX 13 x 1475 TM
0039975592	AVX 10 x 913
0039975692	AVX 13 x 1400
0039975692	AVX 13 x 1400 TM
0039975792	AVX 13 x 1200
0039975792	AVX 13 x 1200 TM
0039975892	AVX 13 x 1900
0039975892	AVX 13 x 1900 TM
0039975992	AVX 13 x 1200
0039975992	AVX 13 x 1200 TM
0039976092	AVX 13 x 1900
0039976092	AVX 13 x 1900 TM
0039976292	AVX 13 x 1325
0039976292	AVX 13 x 1325 TM
0039976392	AVX 10 x 1225
0039976492	AVX 10 x 763
0039976892	AVX 10 x 970
0039976992	AVX 13 x 1150
0039976992	AVX 13 x 1150 TM
0039977292	AVX 10 x 1215
0039977392	AVX 13 x 1900
0039977392	AVX 13 x 1900 TM
0039977492	AVX 13 x 1200

0039977492	AVX 13 x 1200 TM
0039977592	AVX 13 x 1900
0039977592	AVX 13 x 1900 TM
0039977792	AVX 13 x 1325
0039977792	AVX 13 x 1325 TM
0039977892	AVX 13 x 1525
0039977992	AVX 13 x 1650
0039977992	AVX 13 x 1650 TM
0039978292	AVX 13 x 850
0039978392	AVX 13 x 1550
0039978392	AVX 13 x 1550 TM
0039978592	AVX 13 x 1325
0039978592	AVX 13 x 1325 TM
0039978692	AVX 13 x 1200
0039978692	AVX 13 x 1200 TM
0039979192	AVP 13 x 2050 TM
0039979292	AVP 13 x 2050 TM
0039979392	AVX 13 x 1275
0039979392	AVX 13 x 1275 TM
0039979492	AVX 10 x 700
0039979592	AVX 10 x 1184
0049970092	AVX 13 x 1375
0049970092	AVX 13 x 1375 TM
0049970192	AVX 13 x 1300
0049970192	AVX 13 x 1300 TM
0049970292	AVX 13 x 1300
0049970292	AVX 13 x 1300 TM
0049970392	AVX 10 x 763
0049970492	AVX 13 x 1285
0049970592	AVX 13 x 950
0049970592	AVX 13 x 950 TM
0049970892	AVX 10 x 930
0049971292	AVX 13 x 1275
0049971292	AVX 13 x 1275 TM
0049971392	AVX 13 x 1450
0049971392	AVX 13 x 1450 TM
0049971395	AVX 13 x 1450
0049971395	AVX 13 x 1450 TM
0049971792	AVX 13 x 1325
0049971792	AVX 13 x 1325 TM
0049972792	AVX 13 x 1800
0049972792	AVX 13 x 1800 TM
0049973092	AVX 13 x 1725
0049973192	AVX 13 x 1950
0049973192	AVX 13 x 1950 TM
0049973392	AVX 13 x 1350
0049973392	AVX 13 x 1350 TM
0049973492	AVX 13 x 1600
0049973492	AVX 13 x 1600 TM
0049973592	AVX 13 x 875
0049973592	AVX 13 x 875 TM
0049973692	AVX 13 x 975
0049973692	AVX 13 x 975 TM
0049973992	AVX 10 x 1025
0049974092	AVX 13 x 1375
0049974092	AVX 13 x 1375 TM
0049975892	AVX 13 x 1475
0049975892	AVX 13 x 1475 TM
0049975992	AVX 13 x 1475
0049975992	AVX 13 x 1475 TM
0049976192	AVX 13 x 1625
0049976192	AVX 13 x 1625 TM
0049976392	AVX 13 x 1425
0049976392	AVX 13 x 1425 TM
0049976992	AVX 13 x 1125

Teilenummer Part number	Abmessung Dimension
----------------------------	------------------------

Teilenummer Part number	Abmessung Dimension
----------------------------	------------------------

Teilenummer Part number	Abmessung Dimension
----------------------------	------------------------

MERCEDES-BENZ

0049976992	AVX 13 x 1125 TM
0049977492	AVX 13 x 875
0049977492	AVX 13 x 875 TM
0049977792	AVX 10 x 938
0049977792	AVX 10 x 940
0049977992	AVX 13 x 1350
0049977992	AVX 13 x 1350 TM
0049978092	AVX 10 x 960
0049978492	AVX 13 x 1150
0049978492	AVX 13 x 1150 TM
0049978592	AVX 10 x 1000
0049978792	AVX 10 x 938
0049978792	AVX 10 x 940
0049978892	AVX 13 x 1325
0049978892	AVX 13 x 1325 TM
0049979092	AVX 13 x 1525
0049979092	AVX 13 x 1525 TM
0049979292	AVX 13 x 1425
0049979292	AVX 13 x 1425 TM
0049979392	AVX 13 x 925
0049979392	AVX 13 x 925 TM
0049979492	AVX 13 x 875
0049979492	AVX 13 x 875 TM
0049979592	AVX 13 x 750
0049979592	AVX 13 x 750 TM
0049979892	AVX 13 x 850
0049979992	AVX 13 x 1150
0049979992	AVX 13 x 1150 TM
0059970192	AVX 13 x 875
0059970192	AVX 13 x 875 TM
0059970792	AVX 13 x 750
0059970792	AVX 13 x 750 TM
0059970892	AVX 13 x 900
0059970892	AVX 13 x 900 TM
0059970992	AVX 13 x 925
0059970992	AVX 13 x 925 TM
0059971092	AVX 13 x 950
0059971092	AVX 13 x 950 TM
0059971192	AVX 13 x 950
0059971192	AVX 13 x 950 TM
0059971292	AVX 13 x 1050
0059971292	AVX 13 x 1050 TM
0059971392	AVX 13 x 1100
0059971392	AVX 13 x 1100 TM
0059971492	AVX 13 x 1100
0059971492	AVX 13 x 1100 TM
0059971592	AVX 13 x 1118
0059971692	AVX 13 x 1118
0059971792	AVX 13 x 1125
0059971792	AVX 13 x 1125 TM
0059971892	AVX 13 x 1225
0059971892	AVX 13 x 1225 TM
0059971992	AVX 13 x 1275
0059971992	AVX 13 x 1275 TM
0059972092	AVX 13 x 1350
0059972092	AVX 13 x 1350 TM
0059972292	AVX 13 x 1290
0059972292	AVX 13 x 1300
0059972292	AVX 13 x 1300 TM
0059972392	AVX 13 x 1500
0059972392	AVX 13 x 1500 TM
0059972492	AVX 13 x 1525
0059972792	AVX 13 x 1550
0059972792	AVX 13 x 1550 TM
0059972792	AVX 13 x 1575 TM

MERCEDES-BENZ

0059972892	AVX 13 x 1575
0059972892	AVX 13 x 1575 TM
0059973092	AVX 13 x 1700
0059973092	AVX 13 x 1700 TM
0059973692	AVX 13 x 1800
0059973692	AVX 13 x 1800 TM
0059973992	AVX 13 x 1375
0059973992	AVX 13 x 1375 TM
0059974192	AVX 13 x 1750
0059974192	AVX 13 x 1750 TM
0059974292	AVP 13 x 2050 TM
0059974392	AVX 13 x 1325
0059974392	AVX 13 x 1325 TM
0059974492	AVX 13 x 1050
0059974492	AVX 13 x 1050 TM
0059975192	AVX 10 x 1000
0059975292	AVX 13 x 1145
0059975392	AVX 13 x 1000
0059975392	AVX 13 x 1000 TM
0059975692	AVX 10 x 1025
0059975892	AVX 10 x 920
0059976092	AVX 13 x 1175
0059976092	AVX 13 x 1175 TM
0059976292	AVX 13 x 818
0059976692	AVX 10 x 1005
0059976792	AVX 10 x 1005
0059976892	AVX 13 x 1000
0059976892	AVX 13 x 1000 TM
0059976992	AVX 13 x 1025
0059976992	AVX 13 x 1025 TM
0059977092	AVX 13 x 1550
0059977092	AVX 13 x 1550 TM
0059977192	AVX 13 x 1015 TM
0059977692	AVX 13 x 910
0059977792	AVX 10 x 1200
0059977892	AVX 10 x 1140
0059978192	AVX 13 x 835
0059978292	AVX 13 x 875
0059978292	AVX 13 x 875 TM
0059978392	AVX 10 x 875
0059978692	AVX 13 x 1015 TM
0059979192	AVX 13 x 950
0059979192	AVX 13 x 950 TM
0059979292	AVX 10 x 864
0059979592	AVX 10 x 1110
0059979692	AVX 10 x 1050
0059979892	AVX 13 x 1285
0059979992	AVX 13 x 1275
0059979992	AVX 13 x 1275 TM
0069970292	AVX 10 x 913
0069970592	AVX 13 x 975
0069970592	AVX 13 x 975 TM
0069970692	AVX 13 x 1675
0069970692	AVX 13 x 1675 TM
0069970792	AVX 10 x 1005
0069970992	AVX 13 x 750
0069970992	AVX 13 x 750 TM
0069971092	AVX 13 x 1025
0069971092	AVX 13 x 1025 TM
0069971292	AVX 13 x 875
0069971292	AVX 13 x 875 TM
0069971592	AVX 10 x 1150
0069971692	AVX 13 x 1000
0069971692	AVX 13 x 1000 TM
0069971792	AVX 10 x 930

MERCEDES-BENZ

0069971892	AVX 10 x 960
0069972092	AVX 13 x 1175
0069972092	AVX 13 x 1175 TM
0069972192	AVX 13 x 1175
0069972192	AVX 13 x 1175 TM
0069972492	AVX 10 x 750
0069972592	AVX 10 x 950
0069972692	AVX 10 x 990
0069972892	AVX 10 x 1225
0069972992	AVX 10 x 838
0069973092	AVX 10 x 980
0069973292	AVX 10 x 935
0069973292	AVX 10 x 938
0069973392	AVX 10 x 1184
0069973492	AVX 10 x 1225
0069973692	AVX 13 x 825
0069973992	AVX 13 x 1125
0069973992	AVX 13 x 1125 TM
0069974392	AVX 13 x 1025
0069974392	AVX 13 x 1025 TM
0069974792	AVX 13 x 1600
0069974792	AVX 13 x 1600 TM
0069974992	AVX 13 x 1125
0069974992	AVX 13 x 1125 TM
0069975092	AVX 13 x 1500
0069975092	AVX 13 x 1500 TM
0069975192	AVX 13 x 1525
0069975292	AVX 13 x 1475
0069975292	AVX 13 x 1475 TM
0069975792	AVX 13 x 1675
0069975792	AVX 13 x 1675 TM
0069976092	AVX 10 x 1100
0069976192	AVX 10 x 1140
0069976292	AVX 13 x 930
0069976392	AVX 13 x 925
0069976392	AVX 13 x 925 TM
0069976892	AVX 13 x 818
0069976992	AVX 13 x 975
0069976992	AVX 13 x 975 TM
0069977092	AVX 13 x 950
0069977092	AVX 13 x 950 TM
0069977192	AVX 13 x 1375
0069977192	AVX 13 x 1375 TM
0069977392	AVX 13 x 1125
0069977392	AVX 13 x 1125 TM
0069977492	AVX 13 x 900
0069977492	AVX 13 x 900 TM
0069977592	AVX 13 x 825
0069977792	AVX 10 x 913
0069977892	AVX 13 x 1350
0069977892	AVX 13 x 1350 TM
0069977992	AVX 10 x 700
0069979092	AVX 13 x 1025
0069979092	AVX 13 x 1025 TM
0069979292	AVX 10 x 975
0069979392	AVX 13 x 1450
0069979392	AVX 13 x 1450 TM
0069979792	AVX 13 x 1025
0069979792	AVX 13 x 1025 TM
0069979992	AVX 13 x 900
0069979992	AVX 13 x 900 TM
007753009501	AVX 10 x 625
007753009502	AVX 10 x 750
007753009504	AVX 10 x 850
007753009507	AVX 10 x 925



Teilenummer Part number	Abmessung Dimension
----------------------------	------------------------

Teilenummer Part number	Abmessung Dimension
----------------------------	------------------------

Teilenummer Part number	Abmessung Dimension
----------------------------	------------------------

MERCEDES-BENZ**MERCEDES-BENZ****MERCEDES-BENZ**

007753009509	AVX 10 x 975
007753009511	AVX 10 x 1025
007753009535	AVX 10 x 675
007753012500	AVX 13 x 750
007753012500	AVX 13 x 750 TM
007753012502	AVX 13 x 850
007753012503	AVX 13 x 950
007753012503	AVX 13 x 950 TM
007753012504	AVX 13 x 975
007753012504	AVX 13 x 975 TM
007753012505	AVX 13 x 1000
007753012505	AVX 13 x 1000 TM
007753012506	AVX 13 x 1025
007753012506	AVX 13 x 1025 TM
007753012507	AVX 13 x 1050
007753012507	AVX 13 x 1050 TM
007753012508	AVX 13 x 1075
007753012508	AVX 13 x 1075 TM
007753012510	AVX 13 x 1125
007753012510	AVX 13 x 1125 TM
007753012511	AVX 13 x 1200
007753012511	AVX 13 x 1200 TM
007753012512	AVX 13 x 1225
007753012512	AVX 13 x 1225 TM
007753012513	AVX 13 x 1250
007753012513	AVX 13 x 1250 TM
007753012515	AVX 13 x 1325
007753012515	AVX 13 x 1325 TM
007753012516	AVX 13 x 1350
007753012516	AVX 13 x 1350 TM
007753012517	AVX 13 x 1400
007753012517	AVX 13 x 1400 TM
007753012519	AVX 13 x 1425
007753012519	AVX 13 x 1425 TM
007753012520	AVX 13 x 1450
007753012520	AVX 13 x 1450 TM
007753012521	AVX 13 x 1475
007753012521	AVX 13 x 1475 TM
007753012523	AVX 13 x 1500
007753012523	AVX 13 x 1500 TM
007753012524	AVX 13 x 1550
007753012524	AVX 13 x 1550 TM
007753012525	AVX 13 x 1600
007753012525	AVX 13 x 1600 TM
007753012529	AVX 13 x 1700
007753012529	AVX 13 x 1700 TM
007753012530	AVX 13 x 1750
007753012530	AVX 13 x 1750 TM
007753012531	AVX 13 x 1800
007753012531	AVX 13 x 1800 TM
007753012533	AVX 13 x 1900
007753012533	AVX 13 x 1900 TM
007753012539	AVX 13 x 1175
007753012539	AVX 13 x 1175 TM
007753012540	AVX 13 x 1250
007753012540	AVX 13 x 1250 TM
007753012540	AVX 13 x 1275 TM
007753012550	AVX 13 x 1375
007753012550	AVX 13 x 1375 TM
007753012558	AVX 13 x 825
007753012559	AVX 13 x 875
007753012559	AVX 13 x 875 TM
007753012561	AVX 13 x 900
007753012561	AVX 13 x 900 TM
007753012567	AVX 13 x 1150

007753012567	AVX 13 x 1150 TM
007753012573	AVX 13 x 1725
007753112501	AVX 13 x 1750
007753112501	AVX 13 x 1750 TM
007753112504	AVX 13 x 1475
007753112504	AVX 13 x 1475 TM
007753112527	AVX 13 x 1375
007753112527	AVX 13 x 1375 TM
0079970192	AVX 13 x 1625
0079970192	AVX 13 x 1625 TM
0079970292	AVX 13 x 1825 TM
0079970392	AVX 13 x 1025
0079970392	AVX 13 x 1025 TM
0079970792	AVX 13 x 1825
0079970792	AVX 13 x 1825 TM
0079970892	AVX 13 x 1050
0079970892	AVX 13 x 1050 TM
0079971092	AVX 13 x 1450
0079971092	AVX 13 x 1450 TM
0079971492	AVX 10 x 913
0079971692	AVX 13 x 1025 TM
0079971892	AVX 10 x 975
0079972292	AVX 13 x 1300
0079972292	AVX 13 x 1300 TM
0079972692	AVX 10 x 975
0079972792	AVX 13 x 1575
0079972792	AVX 13 x 1575 TM
0079973192	AVX 13 x 1375
0079973192	AVX 13 x 1375 TM
0079973892	AVX 13 x 1800
0079973892	AVX 13 x 1800 TM
0079974592	AVX 13 x 1575
0079974592	AVX 13 x 1575 TM
0079974692	AVX 13 x 1625
0079974692	AVX 13 x 1625 TM
0079974792	AVX 13 x 1675
0079974792	AVX 13 x 1675 TM
0079974992	AVX 13 x 1100
0079974992	AVX 13 x 1100 TM
0079975092	AVX 13 x 1100
0079975092	AVX 13 x 1100 TM
0079975192	AVX 13 x 1125
0079975192	AVX 13 x 1125 TM
0079975292	AVX 13 x 1150
0079975292	AVX 13 x 1150 TM
0079975492	AVX 13 x 1175
0079975492	AVX 13 x 1175 TM
0079976492	AVX 13 x 1950
0079976492	AVX 13 x 1950 TM
0079976592	AVP 13 x 1950 TM
0079976592	AVX 13 x 1950 TM
0079976892	AVX 13 x 1235
0079977892	AVX 10 x 900
0079978092	6 PK 1980
0079978192	6 PK 2330
0079978292	6 PK 2245
0079978492	6 PK 2120
0079978892	6 PK 1840
0079979092	6 PK 1015
0079979092	6 PK 1015 TM
0079979492	6 PK 1015
0079979492	6 PK 1015 TM
0080329030	AVX 13 x 1225
0080329030	AVX 13 x 1225 TM
0089970092	AVX 13 x 1375

0089970092	AVX 13 x 1375 TM
0089970192	6 PK 2030
0089970492	AVX 13 x 1475
0089970492	AVX 13 x 1475 TM
0089970592	AVX 13 x 1950
0089970592	AVX 13 x 1950 TM
0089970992	6 PK 2100
0089971092	6 PK 2460
0089971792	6 PK 2176
0089971892	6 PK 2260
0089971992	6 PK 2465
0089972192	6 PK 2080
0089972292	6 PK 2145
0089972692	6 PK 2100
0089973292	6 PK 1015
0089973292	6 PK 1015 TM
0089973392	6 PK 2055
0089973492	6 PK 2120
0089973492	6 PK 2120 TM
0089973592	6 PK 2030
0089973692	6 PK 2100
0089973792	6 PK 2080
0089973892	6 PK 2145
0089974492	6 PK 1885
0089974592	6 PK 1980
0089974892	AVX 13 x 960
0089976392	6 PK 2020
0089976692	AVX 13 x 700
0089976992	6 PK 2176
0089977092	6 PK 2257
0089977092	6 PK 2260
0089977192	6 PK 1015
0089977192	6 PK 1015 TM
0089977292	6 PK 1885
0089977392	6 PK 1980
0089977692	AVX 13 x 1075
0089977692	AVX 13 x 1075 TM
0089977792	9 PK 4100 TM
0089978792	6 PK 2205
0089978892	6 PK 2285
0089979092	6 PK 2000
0089979192	6 PK 1885
0089979292	6 PK 2055
0089979392	6 PK 2050
0089979892	AVX 13 x 1425
0089979892	AVX 13 x 1425 TM
0099970292	AVX 10 x 990
0099970392	AVX 10 x 1005
0099971492	6 PK 1950
0099971692	6 PK 2415
0099971792	6 PK 2360
0099971892	6 PK 2445
0099972892	6 PK 2030
0099974092	6 PK 1185
0099974392	AVX 13 x 1475
0099974392	AVX 13 x 1475 TM
0099974692	AVX 13 x 1600
0099974692	AVX 13 x 1600 TM
0099974792	AVX 13 x 1015 TM
0099974892	AVX 13 x 1015 TM
0099975292	AVX 10 x 990
009997532	AVX 10 x 1005
0099975392	AVX 10 x 1005
0099975492	6 PK 2176
0099975892	6 PK 2460



Teilenummer Part number	Abmessung Dimension	Teilenummer Part number	Abmessung Dimension	Teilenummer Part number	Abmessung Dimension
MERCEDES-BENZ		MERCEDES-BENZ		MERCEDES-BENZ	
0099975992	AVX 13 x 1675	0109975792	6 PK 2330	0119976392	8 PK 2337
0099975992	AVX 13 x 1675 TM	0109975892	6 PK 2415	0119976492	8 PK 2440
0099976092	8 PK 2465	0109975992	6 PK 2176	0119976592	6 PK 2245
0099976092	8 PK 2585 TM	0109976292	6 PK 2050	0119976792	6 PK 2585
0099976292	AVX 13 x 1350	0109976392	6 PK 2445	0119976892	6 PK 2535
0099976292	AVX 13 x 1350 TM	0109976592	3-SPB 2100 TM	0119976992	7 PK 1290
0099976392	AVX 13 x 1375	0109977092	6 PK 2050	0119977192	7 DPK 1360
0099976392	AVX 13 x 1375 TM	0109977092	6 PK 2055	0119978092	6 PK 2120
0099976492	AVX 13 x 1400	0109977192	6 PK 2040	0119978292	6 PK 2360
0099976492	AVX 13 x 1400 TM	0109977292	6 PK 2330	0119978492	6 PK 2065
0099976592	2/AVX 13 x 1350	0109977392	8 PK 2585 TM	0119978592	6 PK 2120
0099976592	AVX 13 x 1350	0109977492	6 PK 2535	0119978692	6 PK 2315
0099976592	AVX 13 x 1350 TM	0109977892	6 PK 2535	0119978792	6 PK 2390
0099976692	AVX 13 x 1375	0109977992	6 PK 2140	0119979192	5 PK 1290
0099976692	AVX 13 x 1375 TM	0109978092	6 PK 2080	0119979292	5 PK 1750
0099976792	AVX 13 x 1400	0109978192	6 PK 2415	0119979392	5 PK 1290
0099976792	AVX 13 x 1400 TM	0109978192	6 PK 2415 TM	0119979492	5 PK 1750
0099976892	AVX 13 x 1025	0109978292	6 PK 2176	0119979692	6 PK 2315
0099976892	AVX 13 x 1025 TM	0109978392	6 PK 2445	0119979742	6 PK 2390
0099976992	AVX 13 x 1025 TM	0109978492	6 PK 2460	0119979792	6 PK 2390
0099977092	AVX 13 x 1050	0109978592	8 PK 2523 TM	0129970092	5 PK 1270
0099977092	AVX 13 x 1050 TM	0109978692	6 PK 2140	0129970192	5 PK 1720
0099977192	2/AVX 13 x 1050	0109978792	6 PK 2245	0129970592	6 PK 2191
0099977192	AVX 13 x 1050	0109978892	6 PK 2228	0129970692	6 PK 2160
0099977192	AVX 13 x 1050 TM	0109978992	6 PK 2475	0129970792	6 PK 2270
0099977592	AVX 13 x 1300	0109979192	6 PK 2191	0129970892	6 PK 2240
0099977592	AVX 13 x 1300 TM	0109979292	6 PK 2445	0129970992	6 PK 2205
0099977692	AVX 13 x 1300	0109979892	6 PK 2585	0129971092	6 PK 2285
0099977692	AVX 13 x 1300 TM	0119970092	2 PJ 860	0129971192	6 PK 2285
0099977792	AVX 13 x 1325	0119970192	6 PK 1775	0129971592	6 PK 2055
0099977792	AVX 13 x 1325 TM	0119970292	6 PK 1870	0129971892	AVX 10 x 1225
0099977892	AVX 13 x 1325	0119970492	6 PK 2330	0129971892	AVX 10 x 1400
0099977892	AVX 13 x 1325 TM	0119970592	6 PK 2415	0129972092	9 PK 2125 TM
0099977992	6 PK 2465	0119970692	6 PK 2445	0129972192	11 PK 2055 TM
0099978592	8 PK 2465	0119970892	6 PK 2510	0129972992	6 PK 2345
0099978692	8 PK 2465	0119970992	6 PK 2510	0129973592	6 PK 2315
0099978792	8 PK 2465	0119971492	6 PK 2080	0129973692	6 PK 2390
0099979192	6 PK 2155	0119971592	6 PK 2100	0129974292	6 PK 2075
0099979492	6 PK 1950	0119971692	6 PK 2120 TM	0129974392	6 PK 2160
0099979592	8 PK 2337	0119971792	6 PK 2140	0129974592	6 PK 1205
0099979692	8 PK 2440	0119971892	6 PK 2055	0129974792	6 PK 2191
0107561	AVX 13 x 1350	0119971992	6 PK 2155	0129974892	6 PK 2260
0107561	AVX 13 x 1350 TM	0119972092	6 PK 2100	0129975092	6 PK 2270
0109970592	6 PK 2040	0119972192	6 PK 2205	0129975192	6 PK 2315
0109970692	6 PK 2140	0119972892	6 PK 2145	0129975492	6 PK 1352
0109970992	9 PK 4145 TM	0119972992	6 PK 2535	0129975592	6 PK 1352
0109971192	8 PK 2523 TM	0119973092	6 PK 2460	0129975892	6 PK 2030
0109971692	7 PK 1385	0119973192	AVX 13 x 975	0129975992	6 PK 1775
0109972092	AVX 13 x 1025	0119973192	AVX 13 x 975 TM	0129976092	9 PK 1725 TM
0109972092	AVX 13 x 1025 TM	0119973392	6 PK 1330	0129976192	9 PK 1610 TM
0109972692	AVP 13 x 2450 TM	0119973492	6 PK 2380	0129976392	11 PK 2040 TM
0109972992	8 PK 2380 TM	0119973692	6 PK 1760	0129976492	11 PK 2020 TM
0109973392	AVX 13 x 1085	0119973792	6 PK 1863	0129977092	6 PK 2390
0109973792	AVX 13 x 1450	0119973892	6 PK 2130	0129977492	5 PK 1270
0109973792	AVX 13 x 1450 TM	0119974292	6 PK 2040	0129977592	5 PK 1720
0109973892	AVX 13 x 1175	0119974592	6 PK 2510	0129977692	5 PK 1290
0109973892	AVX 13 x 1175 TM	0119974792	6 PK 2415	0129977792	5 PK 1750
0109974392	6 PK 2535	0119974892	6 PK 2115	0129978492	AVX 13 x 875
0109974592	6 PK 2535	0119974992	6 PK 2215	0129978492	AVX 13 x 875 TM
0109974692	8 PK 2585 TM	0119975292	6 PK 2155	0129979392	AVX 13 x 1200
0109974892	6 PK 2080	0119975392	6 PK 2000	0129979392	AVX 13 x 1200 TM
0109974992	AVX 13 x 1025	0119975492	6 PK 2040	0129979592	AVX 13 x 1325
0109974992	AVX 13 x 1025 TM	0119975592	6 PK 2205	0129979592	AVX 13 x 1325 TM
0109975292	AVX 13 x 1350	0119975692	6 PK 2030	0129979792	AVX 13 x 1150
0109975292	AVX 13 x 1350 TM	0119975892	6 PK 1330	0129979792	AVX 13 x 1150 TM



Teilenummer Part number	Abmessung Dimension	Teilenummer Part number	Abmessung Dimension	Teilenummer Part number	Abmessung Dimension
MERCEDES-BENZ		MERCEDES-BENZ		MERCEDES-BENZ	
0139970392	AVX 13 x 1150	0139979792	AVX 13 x 1575 TM	125X1000N27	AVX 13 x 1000 TM
0139970392	AVX 13 x 1150 TM	0149970292	AVX 13 x 975	125X1025N27	AVX 13 x 1025
0139970492	AVX 13 x 1400	0149970292	AVX 13 x 975 TM	125X1025N27	AVX 13 x 1025 TM
0139970492	AVX 13 x 1400 TM	0149970492	6 PK 2270	125X1275N27	AVX 13 x 1275
0139970692	AVX 13 x 1000	0149970692	6 PK 2260	125X1275N27	AVX 13 x 1275 TM
0139970692	AVX 13 x 1000 TM	0149970792	6 PK 2260	125X1300N27	AVX 13 x 1300
0139970792	AVX 13 x 1250	0149970892	6 PK 2075	125X1300N27	AVX 13 x 1300 TM
0139970792	AVX 13 x 1250 TM	0149970992	6 PK 2191	125X1450N27	AVX 13 x 1450
0139970892	AVX 13 x 1300	0149971092	6 PK 2240	125X1450N27	AVX 13 x 1450 TM
0139970892	AVX 13 x 1300 TM	0149971092	6 PK 2245	125X1475N27	AVX 13 x 1475
0139970992	AVX 13 x 950	014997109264	6 PK 2245	125X1475N27	AVX 13 x 1475 TM
0139970992	AVX 13 x 950 TM	0149971192	6 PK 2160	125X1500N27	AVX 13 x 1500
0139971192	6 PK 2191	0149971292	6 PK 2160	125X1500N27	AVX 13 x 1500 TM
0139971292	AVX 13 x 1225	0149971392	5 PK 1260	125X1600N27	AVX 13 x 1600
0139971292	AVX 13 x 1225 TM	0149971492	5 PK 1715	125X1600N27	AVX 13 x 1600 TM
0139971492	5 PK 1290	0149971592	7 PK 2276	129975892	6 PK 2030
0139971592	5 PK 1750	0149971692	7 PK 2283	1559970392	6 PK 2415
0139971692	10 PK 1005 TM	0149971792	6 PK 2260	1669973092	7 PK 2337
0139971792	9 PK 2010 TM	0149973292	5 PK 1290	19937596	7 PK 2035
0139972292	6 PK 2191	0149973392	5 PK 1750	2203557/5	6 PK 2080
0139972392	6 PK 2260	0149973792	7 PK 2337	308392	AVX 10 x 1050
0139972592	6 PK 2075	0149974592	9 PK 1725 TM	3459977192	AVX 13 x 1150
0139972692	6 PK 2160	0149975292	12 PK 1400 TM	3459977192	AVX 13 x 1150 TM
0139972992	10 PK 1845 TM	0149976092	9 PK 2100 TM	3459977292	AVX 13 x 1750
0139973092	11 PK 2020 TM	0149976892	9 PK 2295 TM	3459977292	AVX 13 x 1750 TM
0139973192	10 PK 1860 TM	0149977192	6 PK 2380	3739977292	2-SPB 2100 TM
0139973292	AVX 13 x 1275	0149977392	9 PK 1888 TM	4379970292	AVX 13 x 1350
0139973292	AVX 13 x 1275 TM	0149977792	7 PK 2276	4379970292	AVX 13 x 1350 TM
0139973792	AVX 13 x 950	0149977892	8 PK 1610 TM	4422000770	409SR
0139973792	AVX 13 x 950 TM	0159970092	6 PK 2228	4768010000	9 PK 4145 TM
0139974092	6 PK 2020	0159970292	6 PK 2255	4768010000	9 PK 4145 TM
0139974192	6 PK 2130	0159970392	7 PK 2276	4768017000	9 PK 4100 TM
0139974392	9 PK 1888 TM	0159971192	9 PK 1610 TM	4768017000	9 PK 4100 TM
0139974492	7 PK 2283	0159971792	9 PK 2010 TM	5412001070	KT 7004
0139974592	6 PK 2140	0159972092	9 PK 2060 TM	5412001870	KT 7004
0139974692	6 PK 1870	0159972192	9 PK 1780 TM	5419970192	9 PK 2125 TM
0139974792	6 PK 1870	0159972592	6 PK 2404	5419970892	9 PK 1888 TM
0139974892	6 PK 1863	0159973292	8 PK 1610 TM	5419970992	9 PK 2835 TM
0139975092	7 PK 2276	0159973792	9 PK 2295 TM	5419970992	KT 7004
0139975792	9 PK 1920 TM	0159974792	5 PK 1300	5419971092	9 PK 2295 TM
0139976192	9 PK 2060 TM	0159974892	5 PK 1765	5419972592	12 PK 1515 TM
0139977392	7 PK 2315	019975092	AVX 13 x 1400	5419972692	11 PK 1890 TM
0139977492	7 PK 2415	019975092	AVX 13 x 1400 TM	5419972792	11 PK 2835 TM
0139978092	AVX 13 x 1050	0199977492	7 PK 2415	5419972892	8 PK 1215 TM
0139978092	AVX 13 x 1050 TM	057903137H	6 PK 1625	5419973092	12 PK 1507 TM
0139978192	AVX 13 x 1350	07753012574	AVX 13 x 725	5429970392	9 PK 2871 TM
0139978192	AVX 13 x 1350 TM	079970892	AVX 13 x 1050	6012000770	401UR
0139978292	AVX 13 x 950	079970892	AVX 13 x 1050 TM	6012000970	400SR
0139978292	AVX 13 x 950 TM	1022006970	410SR	6012001070	403UR
0139978292	AVX 13 x 960	1029970092	6 PK 1885	6019810027	413UR
0139978692	AVX 13 x 1725	1029977292	6 PK 1885	6019970292	6 PK 2055
0139978792	6 PK 2373	1032000570	402SR	6019970592	6 PK 995
0139979092	AVX 13 x 1000	1032000870	411SR	6129970092	6 PK 2255
0139979092	AVX 13 x 1000 TM	1042000470	405SR	6139930195	3-SPB 2100 TM
0139979292	AVX 13 x 1675	1139970092	6 PK 2460	6429970292	7 PK 2035
0139979292	AVX 13 x 1675 TM	1139970292	6 PK 2445	69973292	AVX 10 x 935
0139979392	AVX 13 x 1625	1159970392	6 PK 2415	9062000570	460SR
0139979392	AVX 13 x 1625 TM	1192000370	406SR	9062001570	460SR
0139979492	AVX 13 x 900	1192000470	407UR	9062001870	460SR
0139979492	AVX 13 x 900 TM	1192001470	414UR	9069931596	8 PK 1688 TM
0139979592	AVX 13 x 1600	1199972292	6 PK 1840	9069931696	8 PK 1215 TM
0139979592	AVX 13 x 1600 TM	1202000470	404SR	9069932296	8 PK 2080 TM
0139979692	AVX 13 x 925	125X1000	AVX 13 x 1000	9069932696	10 PK 1400 TM
0139979692	AVX 13 x 925 TM	125X1000	AVX 13 x 1000 TM	9069932896	10 PK 1240 TM
0139979792	AVX 13 x 1575	125X1000N27	AVX 13 x 1000	9069933396	8 PK 1940 TM



Teilenummer Part number	Abmessung Dimension
----------------------------	------------------------

Teilenummer Part number	Abmessung Dimension
----------------------------	------------------------

Teilenummer Part number	Abmessung Dimension
----------------------------	------------------------

MERCEDES-BENZ

9069933696	8 PK 1985 TM
9069933996	8 PK 1365 TM
9069934096	8 PK 1940 TM
9069934196	8 PK 1915 TM
9069934496	8 PK 1175
9069934596	8 PK 1190 TM
9069934996	8 PK 1190 TM
9069936296	8 PK 1190 TM
9069936596	10 PK 1670 TM
9069936696	10 PK 1815 TM
9069936796	8 PK 1635 TM
9069936896	8 PK 1688 TM
9069937096	8 PK 1850 TM
9069937196	8 PK 1420 TM
9069937296	8 PK 2523 TM
9069937496	8 PK 1956 TM
9069937996	8 PK 1376 TM
9069937996	KT 7005
9069938996	8 PK 1795 TM
9069970792	8 PK 1480 TM
9069970992	8 PK 2605 TM
9069971192	8 PK 2080 TM
9069971292	8 PK 2000 TM
9069971392	8 PK 1190 TM
9069971492	8 PK 1175
9069971992	8 PK 1956 TM
9069972192	10 PK 1768 TM
9069972392	8 PK 2045 TM
9069972492	8 PK 1420 TM
9069972692	10 PK 1350 TM
9069972892	8 PK 1910 TM
9069972892	8 PK 1915 TM
9069972992	8 PK 2523 TM
9069973192	8 PK 1850 TM
9069973292	8 PK 1985 TM
9069973392	10 PK 1240 TM
9069973592	8 PK 1940 TM
9069973692	8 PK 2560 TM
9069973892	10 PK 2240 TM
9069974092	10 PK 1620 TM
9069974492	8 PK 1220 TM
9069974592	10 PK 1400 TM
9069974692	10 PK 1670 TM
9069974792	10 PK 1815 TM
A0009932096	5 PK 1745
A0019933096	5 PK 1745
A0019933896	6 EPK 691
A0019933996	6 EPK 691
A0019937696	3 EPK 806
A0019937796	5 PK 1745
A0029932496	8 PK 1215 TM
A0029970892	AVX 10 x 935
A0069973292	AVX 10 x 935
A0109970992	9 PK 4145 TM
A0109972692	AVP 13 x 2450 TM
A0109976592	3-SPB 2100 TM
A0119975692	6 PK 2030
A47680100000	9 PK 4145 TM
A47680170000	9 PK 4100 TM
A9069937496	8 PK 1956 TM
A9069971992	8 PK 1956 TM
A9069972892	8 PK 1910 TM
BMK1020	AVX 13 x 1375
BMK1020	AVX 13 x 1375 TM

MERCURY

0009977492	AVX 13 x 1600
0009977492	AVX 13 x 1600 TM
MG	
13H924	AVX 10 x 938
1H1001	AVX 10 x 900
ADU6528	AVX 10 x 938
AEA489	AVX 10 x 900
AHU2174	4 PK 890
CDU2160	3 PK 750
GCB10937	AVX 10 x 938
GFB123	AVX 13 x 1100 TM
GFB128	AVX 13 x 1075 TM
GFB189	AVX 13 x 1075
GFB189	AVX 13 x 1075 TM
GFB21075	AVX 13 x 1075 TM
GFB243	AVX 13 x 1075 TM
GFB272	AVX 10 x 938
GFB60937	AVX 10 x 938
GFB701	AVX 10 x 938
GFB80890	4 PK 890
GFB90890	5 PK 890
GMB40890	4 PK 890
GMB50735	5 PK 735
GMB51202	5 PK 1200
GTB1497XS	ZRK 1749
GTB9000	ZRK 1350
LHN100410	ZRK 1350
LHN100560	ZRK 1749
PQS100850	6 PK 1460
PQS100940	5 PK 1145
PQS101030	6 PK 1185
PQS101180	5 PK 1200
PQS101261	6 PK 1285
PQS101262	6 PK 1285
PQS101271	6 PK 1560
PQS101272	6 PK 1560
PQS101300	5 PK 2030
PQS101310	5 PK 870
PQS101450	3 PK 740
PSQ100840	5 PK 735
PSQ101590	5 PK 1165
TKC2808	AVX 10 x 938

MINI

11280300802	6 PK 1375
11281497435	6 PK 1055
11281505672	6 PK 894
11287509992	6 PK 1035
11287518249	6 PK 894
11287518250	6 PK 1035
11287518251	6 PK 1055
11287520199	6 PK 1390
11287526363	6 PK 894
11287526364	6 PK 1055
11287534703	6 PK 870
11287545120	6 PK 1375
11287566789	6 PK 906
11287571377	6 PK 906
11287790919	3 EPK 885
11287791336	7 PK 1175
11287791337	7 PK 935
11287795036	6 PK 800
11287798112	6 PK 975
11287801391	7 PK 1175

MINI

11287801393	7 PK 935
11317805957	ZRK 1460
7790919	3 EPK 885
7805957	ZRK 1460
9682237080	6 PK 800

MITSUBISHI

030768	AVX 10 x 864
1340A004	6 PK 1890
1340A035	5 PK 1790
1340A052	6 PK 1190
1340A058	4 PK 875
1340A065	4 PK 763
1340A066	4 PK 780
1340A078	5 PK 1190
1340A113	5 PK 1190
14451A023	4 PK 805
2335633160	ZRK 1459
30621589	KT 1434
4451A020	6 PK 1718
4451A023	4 PK 805
4451A058	4 PK 985
4451A059	6 PK 1718
4451A108	6 PK 1718
7700108148	5 PK 1125
7700109477	6 PK 1795
7700109601	ZRK 1067
7700865429	6 PK 1138
AY1404154M	4 PK 1540
M343741	602ST
M616942	5 PK 1125
M809320	6 PK 1138
M819189	6 PK 1642
M819383	ZRK 1146
M855992	603UT
M855993	602ST
M864046	ZRK 1195
M864049	631UT
M883810	ZRK 1067
M883832	6 PK 1795
MB076213	AVX 13 x 750
MB076629	AVX 13 x 625
MB166386	AVX 13 x 785
MB166411	AVX 13 x 750
MB167065	AVX 13 x 900
MB167069	AVX 13 x 1000
MB167069	AVX 13 x 1000 TM
MB182294	ZRK 1180
MB266253	AVX 13 x 1015
MB266253	AVX 13 x 1015 TM
MB272653	AVX 13 x 950
MB332253	AVX 13 x 800
MB332253	AVX 13 x 800 TM
MB439336	4 PK 920
MB439494	4 PK 925
MB439714	4 PK 913
MB501593	AVX 13 x 625
MB553391	AVX 13 x 625
MB553429	AVX 13 x 625
MB553430	AVX 13 x 800
MB553431	AVX 13 x 625
MB553792	AVX 13 x 975
MB568898	4 PK 940
MB568899	4 PK 950
MB657285	4 PK 995



Teilenummer Part number	Abmessung Dimension
----------------------------	------------------------

Teilenummer Part number	Abmessung Dimension
----------------------------	------------------------

Teilenummer Part number	Abmessung Dimension
----------------------------	------------------------

MITSUBISHI

MB813251	5 PK 1125
MB813272	5 PK 1110
MB813382	AVX 13 x 950
MB813600	6 PK 1145
MB813806	5 PK 880
MB813867	5 PK 1145
MB831600	6 PK 1145
MB879764	6 PK 1145
MB897764	6 PK 1145
MB917985	5 PK 1110
MB917986	5 PK 860
MB918384	5 PK 1040
MB946603	5 PK 1060
MB958695	5 PK 1240
MB958696	4 PK 940
MD0021663	AVX 10 x 935
MD005350	AVX 10 x 813
MD005351	AVX 10 x 813
MD007528	AVX 10 x 925
MD007528	AVX 10 x 935
MD007528	AVX 10 x 938
MD007628	AVX 10 x 935
MD007628	AVX 10 x 938
MD008965	928ST
MD008968	ZRK 1213
MD009060	AVX 10 x 935
MD009060	AVX 10 x 938
MD009352	ZRK 1213
MD009650	397UT
MD011351	AVX 10 x 864
MD011536	192ST
MD012587	191UT
MD013805	ZRK 1258
MD015310	ZRK 1258
MD015311	ZRK 1388
MD015701	ZRK 1259
MD021458	AVX 13 x 925
MD021663	AVX 10 x 938
MD025522	AVX 13 x 950
MD025522	AVX 13 x 950 TM
MD025523	AVX 10 x 960
MD025523	AVX 10 x 965
MD025826	AVX 10 x 935
MD025826	AVX 10 x 938
MD026572	AVX 10 x 935
MD026572	AVX 10 x 938
MD027458	AVX 10 x 935
MD027458	AVX 10 x 938
MD030599	ZRK 1036
MD030600	ZRK 1036
MD030605	925ST
MD030768	AVX 10 x 864
MD040754	931UT
MD041390	ZRK 1259
MD041407	ZRK 1388
MD041704	AVX 10 x 975
MD050119	ZRK 1277
MD050125	929ST
MD050130	ZRK 1260
MD050135	927ST
MD050175	ZRK 1277
MD060461	ZRK 1260
MD068173	ZRK 1285
MD069671	4 PK 870
MD069672	4 PK 940

MITSUBISHI

MD070584	AVX 13 x 1000
MD071350	AVX 13 x 1000
MD074251	4 PK 980
MD076231	AVX 13 x 750
MD095193	AVX 13 x 1000
MD095866	ZRK 1258
MD098491	ZRK 1259
MD098492	ZRK 1285
MD099706	ZRK 1036
MD099707	ZRK 1260
MD101800	5 PK 1240
MD102248	ZRK 1258
MD102249	ZRK 1259
MD104578	194ST
MD106103	ZRK 1388
MD106658	4 PK 870
MD109958	926ST
MD110029	ZRK 1329
MD110709	ZRK 1285
MD111147	4 PK 980
MD111427	ZRK 1192
MD113562	ZRK 1213
MD113563	ZRK 1036
MD113564	ZRK 1017
MD115677	5 PK 1015
MD115976	850UT
MD115977	ZRK 1459
MD116786	ZRK 1017
MD117356	4 PK 875
MD117358	4 PK 875
MD118572	4 PK 875
MD118716	6 PK 1635
MD120487	ZRK 1175
MD120557	AVX 13 x 1025
MD122602	4 PK 985
MD128765	330UT
MD130766	4 PK 985
MD132479	4 PK 985
MD133115	ZRK 1329
MD133116	ZRK 1193
MD134377	ZRK 1260
MD134958	5 PK 1240
MD134959	6 PK 1635
MD137245	5 PK 1330
MD137594	4 PK 995
MD140227	ZRK 1175
MD140228	ZRK 1259
MD140229	ZRK 1285
MD142117	5 PK 1345
MD144817	4 PK 985
MD145713	ZRK 1329
MD145716	ZRK 1459
MD145813	ZRK 1156
MD146186	930ST
MD152622	ZRK 1277
MD156604	189UT
MD163032	4 PK 780
MD165995	6 PK 1070
MD166385	AVX 10 x 1000
MD169592	237UT
MD171373	4 PK 780
MD171748	ZRK 1329
MD171749	ZRK 1459
MD172376	4 PK 920
MD172544	5 PK 950

MITSUBISHI

MD173201	4 PK 920
MD173536	3 PK 763
MD174352	190ST
MD175375	199ST
MD176386	ZRK 1207
MD176387	ZRK 1208
MD179620	ZRK 1435
MD179679	4 PK 920
MD180106	5 PK 925
MD180574	4 PK 763
MD182201	ZRK 1193
MD182291	ZRK 1329
MD182292	ZRK 1541
MD182293	ZRK 1176
MD182294	ZRK 1180
MD182295	ZRK 1459
MD182537	188UT
MD183556	4 PK 763
MD184973	4 PK 950
MD185963	AVX 13 x 975
MD185964	AVX 13 x 785
MD186111	4 PK 635
MD186123	4 PK 980
MD186124	4 PK 980
MD186125	4 PK 985
MD186126	4 PK 995
MD187461	5 PK 1240
MD187462	5 PK 1345
MD187463	6 PK 1070
MD188026	5 PK 950
MD188826	4 PK 1125
MD189130	4 PK 698
MD189521	ZRK 1174
MD189522	ZRK 1177
MD191218	4 PK 940
MD191982	ZRK 1437
MD192068	166UT
MD192295	ZRK 1459
MD192731	189UT
MD192808	4 PK 763
MD192809	5 PK 950
MD197122	ZRK 1061
MD197142	ZRK 1329
MD197153	ZRK 1522
MD197722	5 PK 925
MD198169	AVX 13 x 1025
MD199223	5 PK 1130
MD199224	4 PK 1065
MD199418	ZRK 1193
MD199826	4 PK 1125
MD300470	ZRK 1522
MD300473	ZRK 1202
MD300587	4 PK 698
MD301833	4 PK 775
MD303031	4 PK 900
MD303375	ZRK 1211
MD304887	5 PK 1345
MD307487	ZRK 1430
MD308925	4 PK 954
MD310014	4 PK 1060
MD310371	5 PK 1040
MD310484	ZRK 1202
MD310616	4 PK 985
MD310617	4 PK 698
MD310836	ZRK 1437

Teilenummer Part number	Abmessung Dimension	Teilenummer Part number	Abmessung Dimension	Teilenummer Part number	Abmessung Dimension
MITSUBISHI		MITSUBISHI		MITSUBISHI	
MD311554	5 PK 954	MD363023	4 PK 1005	XD134377	ZRK 1260
MD311704	4 PK 1080	MD363460	5 PK 962	XD140227	ZRK 1175
MD312400	4 PK 775	MD366357	5 PK 865	XD140228	ZRK 1259
MD3130370	5 PK 985	MD366490	7 PK 2415	XD140229	ZRK 1285
MD314456	ZRK 1405	MD368858	4 PK 1125	XD145813	ZRK 1156
MD314778	4 PK 595	MD369862	6 PK 1370	XD179620	ZRK 1435
MD315265	199ST	MD373620	5 PK 865	XD182291	ZRK 1329
MD316140	5 PK 1130	MD373622	5 PK 1300	XD182293	ZRK 1176
MD317142	6 PK 1060	MD375935	5 PK 1060	XD182294	ZRK 1180
MD317245	5 PK 1330	MD377381	6 PK 1440	XD191982	ZRK 1437
MD317528	5 PK 1080	MD553429	AVX 13 x 625	XD307487	ZRK 1430
MD317529	5 PK 1330	MD568898	4 PK 940	XD314456	ZRK 1405
MD317871	ZRK 1430	MD865078	631UT	XD319023	ZRK 1211
MD318667	6 PK 1070	MD883811	346ST	XD322641	ZRK 1409
MD318874	6 PK 1205	ME900247	AVX 13 x 1275	XD326059	ZRK 1329
MD319023	ZRK 1211	ME900247	AVX 13 x 1275 TM	XD329639	ZRK 1065
MD319917	5 PK 1080	ME900249	AVX 13 x 1275	XD331076	ZRK 1541
MD320174	339ST	ME900249	AVX 13 x 1275 TM		
MD322330	4 PK 900	ME902206	AVX 13 x 1200	MORRIS	
MD322641	ZRK 1409	ME902206	AVX 13 x 1200 TM	13H924	AVX 10 x 938
MD323573	6 PK 1205	ME909202	AVX 13 x 800	ADU6528	AVX 10 x 938
MD325262	5 PK 975	ME909202	AVX 13 x 800 TM	GCB10937	AVX 10 x 938
MD325599	5 PK 1060	MH014093	AVX 13 x 1175	GFB123	AVX 13 x 1100 TM
MD325600	5 PK 870	MH014093	AVX 13 x 1175 TM	GFB128	AVX 13 x 1075 TM
MD325854	ZRK 1203	MH014378	AVX 13 x 1200	GFB189	AVX 13 x 1075 TM
MD326025	ZRK 1329	MH014378	AVX 13 x 1200 TM	GFB21075	AVX 13 x 1075 TM
MD326059	ZRK 1329	MH014379	AVX 13 x 1200	GFB243	AVX 13 x 1075 TM
MD326780	4 PK 940	MH014379	AVX 13 x 1200 TM	GFB272	AVX 10 x 938
MD326781	5 PK 1390	MN128695	6 PK 1830	GFB60937	AVX 10 x 938
MD326782	5 PK 1090	MN155725	7 PK 2415	GFB701	AVX 10 x 938
MD329625	927ST	MN155726	4 PK 970	TKC2802	AVX 10 x 938
MD329639	ZRK 1065	MN155728	5 PK 1130		
MD331076	ZRK 1541	MN158794	6 PK 1795	MOSKVIICH	
MD331884	5 PK 1300	MN158795	6 PK 1445	2101-1308020	AVX 10 x 938
MD334464	4 PK 780	MN163085	6 PK 1880		
MD336149	ZRK 1176	MN176569	5 PK 1219	MWM	
MD337406	4 PK 884	MN176570	5 PK 920	603450201075	AVX 10 x 1075
MD337407	5 PK 940	MN183019	5 PK 900	603450201075	AVX 10 x 1075 TM
MD337658	4 PK 1060	MN183597	7 PK 2415	603450201100	AVX 10 x 1100
MD338461	4 PK 940	MN183866	6 PK 1885	603450201250	AVX 10 x 1250
MD338462	5 PK 1370	MN187466	ZRK 1329	603450201275	AVX 10 x 1275
MD338513	5 PK 865	MN195737	5 PK 905	603451101325	AVX 10 x 1325
MD339525	5 PK 1070	MN980100	ZRK 1468	603451111350	AVX 10 x 1350
MD340589	6 PK 962	MN980101	423ST	603451111350	AVX 10 x 1350 TM
MD340625	ZRK 1203	MN980104	163UT	603451111400	AVX 13 x 1400 TM
MD340887	6 PK 1445	MN980107	424UT	603451311375	AVX 13 x 1375
MD342154	ZRK 1072	MN982127	448UT	603451311375	AVX 13 x 1375 TM
MD343575	4 PK 780	MQ900831	4 PK 1110		
MD343741	602ST	MQ900832	4 PK 980	NISSAN	
MD344478	5 PK 954	MR148271	4 PK 940	0197810924	AVX 13 x 925
MD345384	5 PK 1080	MR148323	4 PK 925	0197810934	AVX 13 x 950
MD345395	5 PK 865	MR460467	4 PK 790	0197810944	AVX 13 x 950
MD345397	5 PK 1060	MR984778	ZRK 1459	0197810954	AVX 13 x 950
MD349465	5 PK 940	MR988922	4 PK 1540	0197810984	AVX 13 x 985
MD350259	6 PK 1215	MR994718	6 PK 1870	0197810994	AVX 13 x 1000
MD350607	4 PK 715	MW30621261	603UT	0197811004	AVX 13 x 975
MD352473	166UT	MW30621589	KT 1434	0197811264	AVX 13 x 1275
MD353700	ZRK 1541	MZ701085	4 PK 925	0197811514	AVX 13 x 1500
MD355002	4 PK 980	X1145A051	ZRK 1072	0197811564	AVX 13 x 1575
MD357086	5 PK 962	XD009352	ZRK 1213	0197811574	AVX 13 x 1575
MD360214	6 PK 1775	XD030600	ZRK 1036	0197811614	AVX 13 x 1625
MD360215	6 PK 1440	XD102248	ZRK 1258	0211704523	AVX 13 x 1050
MD361162	3 PK 775	XD106103	ZRK 1388	0211707020	AVX 13 x 1075
MD361164	4 PK 855	XD111427	ZRK 1192	0211707023	AVX 13 x 1075
MD363022	4 PK 970	XD113564	ZRK 1017	0211707023K	AVX 13 x 1075



Teilenummer Part number	Abmessung Dimension	Teilenummer Part number	Abmessung Dimension	Teilenummer Part number	Abmessung Dimension
NISSAN		NISSAN		NISSAN	
0211708523	AVX 13 x 1100	117200W002	6 PK 1060	1172053Y20	4 PK 805
0211712523	AVX 13 x 1125	117201600	4 PK 725	1172054B00	6 PK 884
0211714253	AVX 13 x 1150	1172016A01	AVX 13 x 800	1172059S01	4 PK 875
0211776023	AVX 13 x 750	1172016A10	AVX 13 x 800	1172067A00	4 PK 1015
0211777523	AVX 13 x 775	1172016E01	4 PK 735	1172067S00	4 PK 860
0211779523	AVX 13 x 800	1172016E02	4 PK 725	1172067S01	4 PK 860
0211780523	AVX 13 x 800	1172016V01	4 PK 1110	1172069000	AVX 10 x 875
0211780528	AVX 13 x 800	1172016V02	4 PK 1110	1172069200	AVX 10 x 950
0211790023	AVX 13 x 900	1172016V11	4 PK 1110	1172069900	AVX 10 x 990
0211790523	AVX 13 x 900	1172017S00	AVX 13 x 1000	1172069901	AVX 10 x 990
0211791023	AVX 13 x 900	1172017S10	AVX 13 x 1000	1172069901	AVX 10 x 995
0211792023	AVX 13 x 925	1172018000	AVX 10 x 838	1172069T01	AVX 13 x 1150
0211792523	AVX 13 x 925	1172018001	AVX 10 x 838	117206F900	5 PK 962
117069901	AVX 10 x 990	1172018002	AVX 10 x 838	117206F905	5 PK 775
1172000Q1E	7 PK 1970	117201F700	6 PK 675	117206N200	6 PK 2245
1172000Q1T	7 PK 1705	117201F710	4 PK 654	117206N20A	6 PK 2245
1172000Q1U	5 PK 1200	117201P100	6 PK 845	1172070J00	4 PK 835
1172000QA2	6 PK 1205	117201P101	6 PK 845	1172070J05	4 PK 825
1172000QAJ	5 PK 1125	1172021000	AVX 10 x 888	1172071E10	4 PK 725
1172000QAM	6 PK 894	1172022101	AVX 10 x 913	1172071J00	4 PK 813
1172000QAN	5 PK 1130	1172022J00	AVX 13 x 1075	1172071J01	4 PK 813
1172000QAP	5 PK 1200	1172022J10	AVX 13 x 1075	1172071J05	4 PK 913
1172000QAR	3 PK 740	1172023100	AVX 10 x 888	1172073000	AVX 10 x 1050
1172000QAS	4 PK 925	1172024U00	4 PK 875	1172073600	AVX 10 x 950
1172000QAT	4 PK 905	1172025604	AVX 10 x 850	1172077701	AVX 10 x 975
1172000QAV	3 PK 740	117202600	4 PK 775	1172077702	AVX 10 x 975
1172001B00	3 PK 877	1172026E02	4 PK 775	1172077A00	4 PK 913
1172001B01	3 PK 913	1172026E12	4 PK 775	1172077A00T	4 PK 913
1172001B02	3 PK 785	1172028E10	4 PK 705	1172077A10	4 PK 913
1172001B04	3 PK 785	117202F000	4 PK 805	1172077A12	4 PK 835
1172001B05	3 PK 763	117202F005	4 PK 805	1172078000	AVX 10 x 1050
1172003J00	AVX 10 x 1140	117202F200	4 PK 825	1172078201	AVX 10 x 1025
1172003N00	5 PK 900	117202F205	4 PK 835	1172078221	AVX 10 x 950
1172005E00	AVX 13 x 900	117202M310	4 PK 715	1172080W00	AVX 10 x 920
1172005E05	AVX 13 x 900	1172030R00	6 PK 1305	11720-80W00	AVX 10 x 935
1172005E10	AVX 13 x 900	1172030R10	6 PK 1305	11720-80W00	AVX 10 x 938
1172005E15	AVX 13 x 900	11720-30W00	AVX 10 x 935	11720-80W10	AVX 10 x 935
1172005E60	AVX 13 x 775	11720-30W00	AVX 10 x 938	11720-80W10	AVX 10 x 938
1172005E60	AVX 13 x 785	1172031U00	6 PK 884	1172083000	AVX 13 x 900
1172005E65	AVX 13 x 750	1172031U02	6 PK 884	1172085G00	4 PK 913
1172005E70	AVX 13 x 775	117204007	4 PK 813	1172085G10	4 PK 913
1172005E70	AVX 13 x 785	1172042L01	4 PK 850	1172097E10	5 PK 860
1172005E75	AVX 13 x 725	1172042L02	4 PK 860	117209C601	AVX 13 x 1100
1172006E01	AVX 10 x 1050	1172042L03	4 PK 850	117209C604	AVX 13 x 1100
11720-06E06	AVX 10 x 935	1172042L12	4 PK 860	117209F600	6 PK 820
11720-06E06	AVX 10 x 938	117204A0A1	4 PK 841	117209F605	6 PK 820
1172008E01	AVX 10 x 1050	117204F100	6 PK 675	117209F610	6 PK 820
1172008E02	AVX 10 x 1050	117204F105	6 PK 884	11720AA000	4 PK 890
11720-08E06	AVX 10 x 935	117204F110	4 PK 654	11720AR000	6 PK 1950
11720-08E06	AVX 10 x 938	117204M510	6 PK 820	11720AR010	6 PK 1940
11720-08E07	AVX 10 x 935	117204M511	6 PK 820	11720AW300	7 PK 1793
11720-08E07	AVX 10 x 938	117204M512	6 PK 820	11720B1100	AVX 10 x 1050
117200C800	5 PK 950	117204P100	6 PK 1175	11720B1101	AVX 10 x 1050
117200C805	5 PK 950	117204P101	6 PK 1175	11720BC21A	7 PK 1040
117200C810	4 PK 905	117204P102	6 PK 1175	11720BC21B	7 PK 1040
117200E010	4 PK 825	117204P10A	6 PK 1145	11720BC21C	7 PK 1040
117200M000	4 PK 825	117204S100	5 PK 805	11720BN700	5 PK 1130
117200M010	4 PK 825	1172050A00	4 PK 995	11720BN701	5 PK 1200
117200M200	6 PK 825	1172050A10	4 PK 995	11720BX000	4 PK 835
117200M311	4 PK 1100	1172052F00	5 PK 935	11720BX005	4 PK 835
117200M313	4 PK 1110	1172052F10	5 PK 935	11720BX010	3 PK 668
117200N500	4 PK 1125	1172053J10	4 PK 835	11720BX015	3 PK 668
117200N502	4 PK 1125	1172053Y00	4 PK 805	11720CK80A	6 PK 1215
117200P500	4 PK 1015	1172053Y01	4 PK 805	11720D0101	AVX 10 x 875
117200W000	6 PK 1060	1172053Y10	4 PK 805	11720D2000	AVX 10 x 875



Teilenummer Part number	Abmessung Dimension	Teilenummer Part number	Abmessung Dimension	Teilenummer Part number	Abmessung Dimension
NISSAN		NISSAN		NISSAN	
11720D2005	AVX 10 x 875	11720V7310	4 PK 870	1192041B00	6 PK 955
11720D2005J	AVX 10 x 875	11720V7311	4 PK 870	1192041B01	6 PK 955
11720D2005K	AVX 10 x 875	11720VB500	AVX 13 x 1075	1192041B02	6 PK 955
11720D2800	AVX 13 x 850	11720VB510	AVX 13 x 1075	1192042L01	4 PK 920
11720D2811	AVX 13 x 850	11720VC101	7 PK 1640	119204F105	6 PK 955
11720D4001	4 PK 962	11720VC102	7 PK 1640	119204M500	6 PK 1115
11720D4007	4 PK 813	11720VC103	7 PK 1640	1192053J00	6 PK 1035
11720D4007T	4 PK 813	11720VC200	6 PK 1060	1192053J0010	6 PK 1038
11720D4008	4 PK 813	11720VJ200	4 PK 913	1192053J01	6 PK 1035
11720D4017	4 PK 813	11720VS40A	7 PK 1640	1192053J10	6 PK 1035
11720D4018	4 PK 813	11720W0700	AVX 13 x 875	1192053J20	4 PK 850
11720D4201	6 PK 730	11720W3411	AVX 13 x 1025	1192058S00	4 PK 920
11720D4202	4 PK 705	11720W4405	AVX 10 x 875	1192058S01	4 PK 925
11720E3000	AVX 10 x 864	11720Y4000	AVX 13 x 900	119205C000	4 PK 920
11720E3001	AVX 10 x 900	11720Y4005	AVX 13 x 875	119205F600	6 PK 955
11720E3005	AVX 10 x 900	11721H7200	AVX 10 x 975	119205U011	6 PK 1025
11720E3010	AVX 10 x 864	1175001B00	3 PK 630	1192060U01	4 PK 950
11720E3011	AVX 10 x 864	1175005E00	AVX 13 x 900	119206J900	6 PK 1115
11720E3015	AVX 10 x 864	1175005E10	AVX 13 x 900	119206J910	6 PK 1115
11720E3015	AVX 10 x 875	11750C6000	AVX 13 x 1350	1192070J00	6 PK 1035
11720E4600	AVX 10 x 850	11750D1100	AVX 13 x 750	1192077A00	4 PK 835
11720E8700	AVX 13 x 850	11750D1116	AVX 10 x 550	1192077A10	4 PK 835
11720ED00B	7 PK 1140	11750D2810	AVX 10 x 613	1192077A12	4 PK 835
11720EL00A	6 PK 1205	11750V2000	AVX 13 x 1125	1192085E01	4 PK 1180
11720EN20A	6 PK 1210	11750V5700	AVX 13 x 835	1192085E11	4 PK 1180
11720ET00A	6 PK 1210	11750Y4015	AVX 13 x 1200	1192097E20	4 PK 1180
11720F6300	4 PK 1050	1192000QAB	5 PK 1110	1192097E26	4 PK 1180
11720F6310	4 PK 1050	1192001B10	4 PK 813	119209F500	6 PK 1025
11720F6501	4 PK 1050	1192001M01	AVX 13 x 800	119209F505	6 PK 1025
11720F6600	4 PK 1040	1192004U00	4 PK 950	119209F605	6 PK 1115
11720G0300	AVX 10 x 838	1192004W00	AVX 13 x 825	11920AG900	4 PK 950
11720G0390J	AVX 10 x 838	1192005E05	AVX 13 x 960	11920BX000	4 PK 1065
11720G0390K	AVX 10 x 838	1192005E15	AVX 13 x 960	11920BX005	6 PK 1070
11720H7200	AVX 10 x 965	1192006P01	4 PK 950	11920BX00A	4 PK 1065
11720H7210	AVX 10 x 975	119200E000	6 PK 1025	11920C6000	AVX 13 x 975
11720JD00B	7 PK 1150	119200E001	6 PK 1025	11920C8600	AVX 13 x 1500
11720JD00C	7 PK 1150	119200H600	4 PK 855	11920D4007	4 PK 813
11720JG70B	7 PK 1705	119200H610	4 PK 855	11920D4201	6 PK 884
11720N8500	AVX 10 x 900	119200M800	6 PK 1015	11920F6100	4 PK 1415
11720N8503	AVX 10 x 950	119200M801	6 PK 1015	11920F6110	4 PK 1415
11720N9510	AVX 10 x 950	119200P500	4 PK 954	11920F6111	4 PK 1415
11720N9510	AVX 10 x 975	119200W000	5 PK 1280	11920F6501	4 PK 966
11720N9515	AVX 10 x 950	119200W001	5 PK 1280	11920H8900	AVX 13 x 800
11720N9520	AVX 10 x 975	119200W002	5 PK 1280	11920H8900	AVX 13 x 810
11720N9700	AVX 10 x 900	1192010G01	AVX 13 x 1450	11920M6601	AVX 13 x 850
11720N9710	AVX 10 x 888	1192010G02	AVX 13 x 1450	11920M6660	AVX 13 x 825
11720N9800	AVX 10 x 875	1192016E01	6 PK 1195	11920N9505	AVX 13 x 850
11720P0300	AVX 10 x 900	1192016V00	4 PK 913	11920Q5200	4 PK 835
11720P0305	AVX 13 x 875	1192016V10	4 PK 913	11920V2000	AVX 13 x 900
11720P8010	AVX 13 x 1125	119201F700	6 PK 955	11920V2100	AVX 13 x 825
11720Q5201	4 PK 813	119201P100	4 PK 1015	11920V7301	4 PK 845
11720S0101	AVX 10 x 864	119201P110	4 PK 1015	11920V7302	4 PK 850
11720V0702	AVX 13 x 975	1192021B00	4 PK 835	11920V7311	4 PK 845
11720V0703	AVX 13 x 975	1192021B05	4 PK 825	1195004U00	4 PK 950
11720V0710	AVX 13 x 975	1192021M00	AVX 13 x 825	1195006E01	AVX 10 x 950
11720V2000	AVX 13 x 875	1192027N00	4 PK 1190	1195008E00	AVX 10 x 950
11720V2010	AVX 13 x 900	1192028E10	6 PK 884	1195008E01	AVX 10 x 950
11720V5300	4 PK 1020	1192028L00	AVX 13 x 900	1195008E05	AVX 10 x 950
11720V5302	4 PK 1030	119202F200	6 PK 1025	11950-08E05	AVX 10 x 938
11720V5303	4 PK 1020	119202F205	6 PK 1025	11950-08E15	AVX 10 x 935
11720V5312	4 PK 1030	119202Y501	6 PK 1105	11950-08E15	AVX 10 x 938
11720V5313	4 PK 1030	1192030R10	4 PK 875	11950-08E5	AVX 10 x 935
11720V7300	4 PK 870	1192030W00	AVX 13 x 825	119500M200	4 PK 813
11720V7301	4 PK 870	1192031U00	6 PK 1100	119500M210	4 PK 725
11720V7302	4 PK 855	1192031U02	6 PK 1100	119500P600	4 PK 905



Teilenummer Part number	Abmessung Dimension	Teilenummer Part number	Abmessung Dimension	Teilenummer Part number	Abmessung Dimension
NISSAN		NISSAN		NISSAN	
119500P610	4 PK 913	11950V7710	3 PK 830	1307000QAE	398ST
119500P611	4 PK 905	11950W4410	AVX 13 x 800	1307000QAF	398ST
1195016E10	4 PK 1040	1302800QAC	ZRK 1428	1307001B00	813ST
1195018E10	4 PK 1040	1302801700	ZRK 1040	1307001B01	813ST
1195024U05	4 PK 970	1302801M00	ZRK 1275	1307001M00	812UT
1195031U00	4 PK 775	1302801M10	ZRK 1275	1307005E00	818UT
1195031U01	4 PK 775	1302801M85	ZRK 1275	1307005E10	818UT
1195031U02	4 PK 775	130280B700	ZRK 1326	1307016A10	808UT
1195035F00	4 PK 841	130280B725	ZRK 1326	1307016A11	808UT
1195041B00	4 PK 763	130280B785	ZRK 1326	130702J600	810ST
1195041B01	4 PK 763	1302811M00	ZRK 1042	1307057J00	810ST
1195041B02	4 PK 763	1302811M10	ZRK 1042	1307057J01	810ST
1195042L00	3 PK 855	1302811MOO	ZRK 1042	1307057J10	810ST
1195042L10	3 PK 855	1302812G00	ZRK 1370	130706F900	254ST
119504F105	4 PK 763	1302816A01	ZRK 1095	130706F901	254ST
119504S100	5 PK 1230	1302816A10	ZRK 1095	13070D0100	817ST
1195053J10	4 PK 845	1302816E00	ZRK 1370	13070V7201	807ST
1195053J20	4 PK 845	1302816E10	ZRK 1370	13070V7203	807ST
1195054C00	4 PK 920	1302820R00	ZRK 1040	1307405E00	819UT
1195054C10	4 PK 920	1302820R85	ZRK 1040	130750M900	810ST
1195058S01	3 PK 850	130282J600	ZRK 1169	1307700QAA	399UT
1195058S02	3 PK 850	130282J625	ZRK 1169	1307700QAD	600ST
1195059S02	4 PK 950	130282J685	ZRK 1169	1307700QAF	630UT
1195059W00	AVX 13 x 750	1302831B10	ZRK 1206	1307700QAG	169ST
119505C005	4 PK 1015	1302831B85	ZRK 1206	1307700QAJ	630UT
119505F600	4 PK 763	1302831B86	ZRK 1206	1307700QAL	169ST
119505J001	4 PK 855	1302850A00	ZRK 1275	1307754A00	809UT
119505J010	4 PK 855	1302851E00	ZRK 1221	1307754A01	809UT
119505J011	4 PK 855	1302851E10	ZRK 1221	130776F900	255UT
1195060U05	7 PK 1280	1302851E25	ZRK 1221	130776F901	255UT
1195065F10	3 PK 877	1302851E85	ZRK 1221	13077V7200	806UT
1195067S00	3 PK 855	1302854A00	ZRK 1095	13077V7202	806UT
1195067S01	3 PK 855	1302854A01	ZRK 1095	13077V7203	806UT
1195070J00	4 PK 845	1302854A10	ZRK 1095	1370BN700	KT 1368
1195070J05	4 PK 845	1302854A25	ZRK 1095	14853H9910	AVX 10 x 1000
1195071E00	4 PK 900	1302854A85	ZRK 1095	14853M9910	AVX 10 x 1000
1195071E10	4 PK 900	1302857J01	ZRK 1169	1680600Q0A	KT 1434
1195072B00	4 PK 725	1302857J25	ZRK 1169	1680600Q0B	ZRK 1067
1195072B01	4 PK 725	1302861A00	ZRK 1042	1680600QA1	ZRK 1470
1195085E00	4 PK 1040	130287C000	ZRK 1189	1680600QA6	KT 1406
1195086L00	4 PK 900	1302881T00	ZRK 1450	1680600QA7	ZRK 1470
1195097E00	4 PK 985	1302881T25	ZRK 1450	1680600QA8	KT 1368
119509F600	4 PK 845	1302885E00	ZRK 1370	1680600QAA	ZRK 1470
119509F605	4 PK 845	1302885E86	ZRK 1370	1680600QAB	KT 1126
119509F610	4 PK 850	13028AW300	ZRK 1428	1680600QAB	KT 1406
11950AR000	4 PK 950	13028AW301	ZRK 1428	1680600QAF	KT 1434
11950C8600	AVX 13 x 1275	13028BN700	ZRK 1325	1680600QAG	KT 1126
11950D2015	AVX 13 x 750	13028D0100	ZRK 1038	1680600QAG	KT 1392
11950D2016	AVX 10 x 550	13028D1700	ZRK 1040	1680600QAJ	KT 1434
11950D2017	AVX 13 x 750	13028D2800	ZRK 1095	1680600QAT	KT 1126
11950D4200	4 PK 940	13028D4211	ZRK 1221	1680600QAX	KT 1368
11950D4201	4 PK 920	13028R7400	ZRK 1271	1680600QBB	KT 1368
11950D4202	4 PK 940	13028V5000	ZRK 1058	1680600QBE	ZRK 1325
11950D4210	4 PK 940	13028V5001	ZRK 1058	168060M900	ZRK 1300
11950D4211	4 PK 920	13028V5200	ZRK 1370	1680613C00	ZRK 1287
11950EB300	4 PK 825	13028V5201	ZRK 1370	1680616A00	ZRK 1300
11950EB30A	4 PK 825	13028V5220	ZRK 1370	1680616A10	ZRK 1300
11950F6101	3 PK 1000	13028V5221	ZRK 1370	168062J600	ZRK 1324
11950F6102	3 PK 1000	13028V7210	ZRK 1282	168062J625	ZRK 1324
11950F6111	3 PK 1000	13028V7211	ZRK 1282	1680654A00	ZRK 1300
11950V7300	3 PK 830	13028V7225	ZRK 1282	1680654A10	ZRK 1300
11950V7301	3 PK 835	1307000QAA	168UT	1680654A25	ZRK 1300
11950V7302	3 PK 830	1307000QAB	335ST	168069C600	ZRK 1189
11950V7310	3 PK 830	1307000QAC	346ST	16806G5500	ZRK 1287
11950V7311	3 PK 835	1307000QAD	398ST	16806G5510	ZRK 1287



Teilenummer Part number	Abmessung Dimension	Teilenummer Part number	Abmessung Dimension	Teilenummer Part number	Abmessung Dimension
NISSAN		OPEL		OPEL	
16806G5525	ZRK 1287	11282245848	5 PK 1815	1340661	5 PK 880
16806V0700	ZRK 1032	1136713010	AVX 13 x 1450	1340662	6 PK 1590
16806V0710	ZRK 1032	11720DB000	7 PK 1920	1340663	6 PK 1900
16806V0711	ZRK 1032	1336671	AVX 10 x 900	1340664	6 PK 1800
16806V7200	ZRK 1282	1340003	5 PK 1355	1340665	6 PK 1870
16806Y9701	ZRK 1032	1340004	6 PK 1718	1340666	6 PK 1863
2106629W00	AVX 13 x 925	1340007	AVX 10 x 888	1340667	5 PK 1030
21066R8300	AVX 13 x 1000	1340008	6 PK 1245	1340668	5 PK 880
21066T9307	AVX 13 x 950	1340017	5 PK 1355	1340668	AVX 10 x 975
2106710600	AVX 10 x 975	1340248	6 PK 1330	1340669	5 PK 880
2106710800	AVX 10 x 990	1340261	6 PK 1413	1340669	AVX 10 x 925
2106729913	AVX 10 x 838	1340272	6 PK 1900	1340671	5 PK 1355
2106737602	AVX 13 x 950	1340273	6 PK 1900	1340671	AVX 10 x 900
2106737603	AVX 13 x 950	1340275	6 PK 1555	1340672	5 PK 1355
2106773000	AVX 10 x 1050	1340279	6 PK 1450	1340673	AVX 10 x 1075
2106778500	AVX 10 x 864	1340283	6 PK 2390	1340673	AVX 10 x 1075 TM
21067L0100	AVX 13 x 925	1340510	6 PK 1863	1340674	5 PK 1030
2114090104	AVX 13 x 1625	1340527	6 PK 2120	1340674	AVX 10 x 1050
2114090503	AVX 13 x 1575	1340538	219SR	1340675	5 PK 880
2114096002	AVX 13 x 1575	1340552	219SR	1340676	AVX 10 x 1350
2114096005	AVX 13 x 1575	1340600	6 PK 1250	1340677	5 PK 1030
2114096010	AVX 13 x 1575	1340601	6 PK 1590	1340678	5 PK 880
2160037W02	AVX 13 x 750	1340603	4 PK 966	1340678	AVX 10 x 864
2320190001	AVX 13 x 750	1340605	AVX 10 x 1025	1340679	AVX 10 x 925
2320190009	AVX 13 x 750	1340607	6 PK 1795	1340680	AVX 10 x 950
2436029000	277UT	1340608	6 PK 1900	1340681	AVX 13 x 915
2437029000	274ST	1340611	5 PK 1815	1340682	AVX 10 x 1350
7700109632	ZRK 1067	1340612	AVX 10 x 913	1340683	6 PK 1600
7700110203	ZRK 1462	1340613	6 PK 1725	1340684	AVX 10 x 1350
7700111822	346ST	1340614	6 PK 1900	1340685	AVX 10 x 1275
7701473849	KT 1392	1340615	6 PK 2260	1340686	AVX 10 x 1125
8200020924	5 PK 1130	1340616	6 PK 1800	1340686	AVX 10 x 1140
8200039519	ZRK 1325	1340617	6 PK 1460	1340687	AVX 10 x 888
8200064664	342ST	1340618	6 PK 1530	1340689	AVX 10 x 1150
8200127467	398ST	1340619	6 PK 894	1340689	AVX 10 x 1175
8200127627	ZRK 1462	1340620	6 PK 1725	1340694	AVX 10 x 1325
8200243021	6 PK 1205	1340621	6 PK 1725	1340696	AVX 10 x 888
8200356446	7 PK 1970	1340622	AVX 10 x 925	1340697	AVX 10 x 900
A127AV200AG	AVX 10 x 875	1340625	6 PK 1900	1340699	AVX 10 x 1140
A172067A00	4 PK 1015	1340626	6 PK 1800	1340703	AVX 10 x 900
A195042L00	3 PK 855	1340627	6 PK 1800	1340704	AVX 10 x 888
A302854A85	ZRK 1095	1340628	5 PK 1355	1340705	AVX 10 x 950
A680613C25	ZRK 1287	1340629	5 PK 1230	1340706	AVX 10 x 950
AY1404154M	4 PK 1540	1340635	5 PK 1210	1340707	AVX 10 x 950
AY1405107M	5 PK 1070	1340636	5 PK 1680	1340709	AVX 10 x 925
AY14060922	6 PK 925	1340637	5 PK 940	1340710	AVX 10 x 950
		1340639	6 PK 1870	1340712	AVX 10 x 975
		1340640	4 PK 884	1340713	AVX 10 x 925
		1340641	5 PK 1355	1340713	AVX 10 x 938
		1340642	5 PK 1230	1340714	AVX 10 x 913
		1340643	6 PK 1530	1340718	AVX 10 x 960
		1340644	6 PK 894	1340718	AVX 10 x 965
		1340645	6 PK 1460	1340720	AVX 10 x 1000
		1340646	6 PK 1800	1340721	5 PK 1015
		1340647	6 PK 1900	1340723	AVX 10 x 1025
		1340648	6 PK 1725	1340724	5 PK 970
		1340649	6 PK 2020	1340725	AVX 13 x 875
		1340650	5 PK 1255	1340727	AVX 13 x 925
		1340651	6 PK 1863	1340728	6 PK 1460
		1340652	5 PK 1680	1340729	AVX 10 x 920
		1340653	219SR	1340730	AVX 10 x 935
		1340657	5 PK 1255	1340730	AVX 10 x 938
		1340658	5 PK 1210	1340734	AVX 10 x 935
		1340659	6 PK 1863	1340734	AVX 10 x 938
		1340660	5 PK 1030	1340734	AVX 10 x 940
OPEL					
090091742	AVX 10 x 888				
090108360	ZRK 1014				
090169081	AVX 10 x 875				
090169083	AVX 10 x 950				
090324699	ZRK 1016				
090409800	AVX 10 x 940				
090410387	AVX 10 x 960				
090411009	AVX 10 x 1025				
090412115	AVX 10 x 920				
090448698	AVX 10 x 900				
09129067	AVX 10 x 925				
09292426	AVX 10 x 888				
09292427	AVX 10 x 900				
11053599	AVX 10 x 900				
11063969	AVX 10 x 800				
11064889	AVX 10 x 950				
11072021	AVX 10 x 888				



Teilenummer Part number	Abmessung Dimension	Teilenummer Part number	Abmessung Dimension	Teilenummer Part number	Abmessung Dimension
OPEL		OPEL		OPEL	
1340735	AVX 10 x 960	1855750	6 PK 2055	4410548	342ST
1340736	5 PK 985	24404052	5 PK 1230	4411717	5 PK 1125
1340737	AVX 10 x 1025	24413292	6 PK 1900	4414599	6 PK 1800
1340738	AVX 10 x 920	24413293	6 PK 1800	4416361	7 PK 1105
1340739	AVX 10 x 900	24413294	6 PK 1870	4416369	631UT
1340742	6 PK 1900	24419361	5 PK 1255	4416576	ZRK 1475
1340743	6 PK 1725	24419362	5 PK 1210	4418675	7 PK 1793
1340745	6 PK 1795	24419363	6 PK 2020	4430217	6 PK 1840
1340746	6 PK 1530	24422964	ZRK 1455	4430891	KT 1434
1340747	6 PK 894	24426500	519ST	4430895	KT 1409
1354707	AVX 13 x 875	24426540	5 PK 1030	4431667	7 PK 1970
1603688	KT 1465	24435940	5 PK 1030	4431762	KT 1392
1606190	KT 1024	24435953	5 PK 880	4431763	ZRK 1462
1606191	KT 1030	24451895	ZRK 1026	4434866	7 PK 2000
1606192	KT 1030	24452029	6 PK 1800	4435288	7 PK 1110
1606193	KT 1025	24452031	6 PK 1880	4500033	5 PK 1200
1606194	KT 1323	24462695	6 PK 1990	4500034	6 PK 858
1606196	KT 1385	24466972	5 PK 1030	4500056	6 PK 845
1606197	KT 1159	24466975	5 PK 1025	4500879	ZRK 1332
1606198	KT 1384	24466976	5 PK 880	4501807	KT 1340
1606262	KT 1207	3009003	AVX 10 x 875	4504163	ZRK 1022
1606274	KT 1024	301201A	AVX 10 x 888	4506085	KT 1392
1606281	KT 1329	3012097	AVX 10 x 1000	4506086	ZRK 1462
1606305	KT 1468	3013008	AVX 10 x 950	4506090	398ST
1606306	KT 1207	3013009	AVX 10 x 913	4506092	399UT
1606314	KT 1405	3013010	AVX 10 x 925	4506181	6 PK 1795
1606340	KT 1425	3847708	AVX 10 x 1350	4506189	6 PK 1145
1606342	KT 1425	3847710	AVX 10 x 1350	4710920	4 PK 763
1606343	KT 1427	3848346	AVX 10 x 975	4803451	6 PK 2404
1606349	KT 1427	395464985	6 PK 1318	4805292	ZRK 1256
1606356	KT 1405	4300342	AVX 13 x 1500	4805335	ZRK 1595
1606360	KT 1443	4400204	357ST	4808188	6 PK 1890
1606368	KT 1002	4401416	298ST	4810711	5 PK 1025
1606369	KT 1002	4401428	KT 1392	545482	AVX 10 x 800
1606385	KT 1027	4401429	ZRK 1462	55185077	6 PK 1185
1606387	KT 1421	4401430	398ST	55185078	6 PK 1318
1606389	KT 1465	4401489	631UT	55202584	6 PK 800
1606390	KT 1465	4401601	ZRK 1195	55350420	5 PK 1450
1854422	210SR	4401609	602ST	55350421	5 PK 1545
1854429	508UR	4401649	6 PK 1138	55350580	506UT
1854433	210SR	4401801	KT 1229	55351458	5 PK 1030
1854436	210SR	4402116	6 PK 1138	55351459	5 PK 880
1854704	AVX 10 x 888	4402599	6 PK 1130	55351782	ZRK 1330
1854706	AVX 10 x 785	4402631	298ST	55353810	396ST
1854708	6 PK 2228	4402632	299ST	55354681	6 PK 1880
1854710	AVX 10 x 800	4402638	ZRK 1069	55562422	5 PK 1355
1854711	AVX 10 x 888	4402639	631UT	55562423	5 PK 1355
1854713	6 PK 2270	4402690	603UT	55562866	6 PK 1900
1854714	6 PK 2260	4403027	ZRK 1312	55563395	6 PK 1900
1854715	4 PK 805	4403144	359UT	55563925	6 PK 1555
1854716	AVX 13 x 1525	4403270	603UT	55564654	6 PK 1370
1854718	AVX 10 x 785	4403471	6 PK 850	55564655KA	6 PK 1413
1854719	AVX 13 x 875	4403472	6 PK 870	55565301	6 PK 1450
1854722	4 PK 780	4404042	6 PK 870	55566900	6 PK 1718
1854723	6 PK 2260	4404043	6 PK 850	55566905	6 PK 1245
1854725	4 PK 780	4405275	7 PK 1145	55567191	519ST
1854726	AVX 13 x 1500	4405280	7 PK 1793	55567786	6 PK 2390
1854727	AVX 13 x 1500	4408352	5 PK 1125	55570508	6 PK 1330
1854728	6 PK 2020	4408392	ZRK 1475	5636086	ZRK 1081
1854730	AVX 13 x 1325	4408922	346ST	5636106	ZRK 1440
1854730	AVX 13 x 1325 TM	4408922	602ST	5636130	425ST
1854733	6 PK 2285	4409473	ZRK 1067	5636343	ZRK 1540
1854734	6 PK 2040	4409485	KT 1434	5636344	ZRK 1466
1854736	4 PK 805	4410172	6 PK 1795	5636350	ZRK 1256
1855700	6 PK 2055	4410513	346ST	5636351	ZRK 1023

Teilenummer Part number	Abmessung Dimension	Teilenummer Part number	Abmessung Dimension	Teilenummer Part number	Abmessung Dimension
OPEL		OPEL		OPEL	
5636354	ZRK 1022	5867298320	6 PK 1370	636366	ZRK 1280
5636355	ZRK 1025	5867314180	6 PK 2013	636367	ZRK 1011
5636356	ZRK 1292	5867314190	6 PK 2065	636368	ZRK 1016
5636357	KT 1024	60169195	AVX 10 x 925	636370	ZRK 1278
5636357	ZRK 1024	614531	5 PK 1030	636371	ZRK 1014
5636358	ZRK 1291	6340540	5 PK 2020	636372	ZRK 1292
5636359	ZRK 1256	6340600	5 PK 1240	636375	ZRK 1111
5636361	ZRK 1023	6340601	5 PK 1240	636383	521ST
5636362	ZRK 1024	6340602	6 PK 1990	636415	509UT
5636363	ZRK 1291	6340603	6 PK 1880	636416	505UT
5636364	ZRK 1292	6340605	5 PK 1450	636418	504UT
5636369	ZRK 1330	6340606	5 PK 1545	636420	418UT
5636370	ZRK 1256	6340609	5 PK 1030	636421	500UT
5636372	ZRK 1256	6340610	5 PK 880	636422	501UT
5636373	ZRK 1026	6340611	6 PK 1920	636423	503UT
5636374	ZRK 1023	6340613	5 PK 1370	636424	525UT
5636376	ZRK 1431	6340615	6 PK 1185	636560	ZRK 1278
5636384	396ST	6340616	6 PK 1318	636561	ZRK 1292
5636395	436UT	6340617	6 PK 1275	636562	ZRK 1016
5636402	ZRK 1440	6340618	6 PK 1605	636563	ZRK 1015
5636415	507UT	6340619	6 PK 1055	636564	ZRK 1011
5636416	506UT	6340620	6 PK 1413	636565	ZRK 1278
5636418	525UT	6340622	6 PK 1880	636566	ZRK 1292
5636419	507UT	6340623	6 PK 1800	636567	ZRK 1011
5636421	525UT	6340624	7 PK 1920	636568	ZRK 1023
5636422	525UT	6340625	6 PK 1625	636569	ZRK 1025
5636423	223UT	6340626	5 PK 1210	636570	ZRK 1235
5636424	504UT	6340627	5 PK 1210	636571	ZRK 1022
5636425	509UT	6340633	6 PK 1800	636573	ZRK 1291
5636426	506UT	6340634	6 PK 1460	636575	ZRK 1024
5636427	507UT	6340635	6 PK 1530	636576	ZRK 1025
5636429	518ST	6340636	6 PK 1725	636578	ZRK 1097
5636436	ZRK 1455	6340637	6 PK 1900	636579	ZRK 1022
5636451	425ST	6340638	6 PK 2020	636654	519ST
5636452	ZRK 1455	6340639	5 PK 1230	636666	ZRK 1280
5636454	418UT	6340640	5 PK 1355	636723	395ST
5636455	506UT	6340641	5 PK 1240	636725	519ST
5636456	371ST	6340656	5 PK 940	636726	515ST
5636463	ZRK 1540	6340657	5 PK 1210	636727	518ST
5636469	425ST	6340658	6 PK 1605	636728	KT 1461
5636475	371ST	6340660	5 PK 1680	636729	395ST
5636486	425ST	6340661	6 PK 1370	636730	436UT
5636501	525UT	6340662	6 PK 1310	636731	516ST
5636560	ZRK 1292	6340663	6 PK 1055	636732	502ST
5636561	KT 1024	6340665	6 PK 1413	636734	510ST
5636562	ZRK 1023	6340666	6 PK 1370	636735	511ST
5636563	ZRK 1291	6340668	6 PK 1600	636737	515ST
5636564	ZRK 1026	6340669	6 PK 1625	636738	518ST
5636565	KT 1024	6340671	6 PK 1250	636739	519ST
5636565	ZRK 1024	6340672	6 PK 1610	636740	510ST
5636566	ZRK 1330	6340673	6 PK 1590	636741	520ST
5636569	ZRK 1025	6340674	6 PK 1370	636742	516ST
5636576	ZRK 1025	6340675	6 PK 1413	636745	520ST
5636721	510ST	636160	425ST	636746	518ST
5636722	510ST	636227	ZRK 1081	636747	436UT
5636725	425ST	636228	ZRK 1023	636748	510ST
5636730	524UT	636352	ZRK 1280	636749	510ST
5636732	519ST	636355	ZRK 1097	636928	436UT
5636733	519ST	636357	ZRK 1111	636929	425ST
5636738	515ST	636359	ZRK 1278	636931	371ST
5636740	519ST	636360	ZRK 1013	64552245451	4 PK 780
5636743	421UT	636361	ZRK 1014	6536364	ZRK 1292
5636745	371ST	636363	ZRK 1278	6606028	KT 1426
5636746	396ST	636364	ZRK 1015	6606029	KT 1400
5636978	426UT	636365	ZRK 1016	6650346	AVX 10 x 975



Teilenummer Part number	Abmessung Dimension
----------------------------	------------------------

Teilenummer Part number	Abmessung Dimension
----------------------------	------------------------

Teilenummer Part number	Abmessung Dimension
----------------------------	------------------------

OPEL

OPEL

OPEL

7700109477	6 PK 1795
7700865429	6 PK 1138
815971	522UT
8200023912	6 PK 1145
8200059423	6 PK 850
8200059425	6 PK 870
8200113203	6 PK 1795
8941464230	AVX 13 x 1525
8943855610	ZRK 1280
8944499307A	ZRK 1280
8944503950	AVX 13 x 1450
8944686520	AVX 13 x 875
8972328750	6 PK 1275
8972328760	6 PK 1625
8973242970	6 PK 1600
8980100460	6 PK 1625
90006259	AVX 10 x 875
90006263	AVX 10 x 888
90006265	AVX 10 x 975
90006266	AVX 10 x 925
90006267	AVX 10 x 913
90076999	AVX 10 x 1075
90076999	AVX 10 x 1075 TM
90080214	ZRK 1111
90088832	AVX 10 x 875
90090214	ZRK 1111
90091612	AVX 10 x 950
90091742	AVX 10 x 888
90091743	AVX 10 x 900
90096480	AVX 10 x 950
90108360	ZRK 1014
90122429	ZRK 1278
90128821	ZRK 1013
90156794	AVX 10 x 825
90156974	AVX 10 x 825
90169079	AVX 10 x 960
90169080	AVX 10 x 925
90169081	AVX 10 x 875
90169082	AVX 10 x 1090
90169083	AVX 10 x 950
90169084	AVX 10 x 850
90169195	AVX 10 x 938
90169520	AVX 10 x 975
90180131	500UT
90183140	AVX 10 x 920
90183426	AVX 10 x 875
90183427	AVX 10 x 888
90193440	AVX 10 x 913
90194098	AVX 10 x 763
90194995	AVX 10 x 813
90215247	AVX 10 x 785
90231797	AVX 10 x 1000
90231883	ZRK 1016
90233194	5 PK 1015
90234902	ZRK 1278
90260872	AVX 10 x 800
90264022	501UT
90271857	AVX 10 x 1000
90280404	ZRK 1011
90280872	AVX 10 x 800
90281312	ZRK 1015
90281901	AVX 10 x 1025
90285678	6 PK 2228
90285679	6 PK 1460
90299369	AVX 13 x 875

90299440	AVX 10 x 913
90299503	5 PK 970
90323501	502ST
90323503	6 PK 1145
90324097	508UR
90324698	ZRK 1016
90324699	ZRK 1016
90325578	ZRK 1278
90351803	AVX 10 x 913
90352379	ZRK 1014
90352928	AVX 10 x 935
90352928	AVX 10 x 938
90353176	510ST
90353179	ZRK 1292
90353211	ZRK 1278
90354782	ZRK 1292
90354783	510ST
90354783	ZRK 1016
90399370	AVX 10 x 690
90409610	AVX 10 x 1000
90409781	6 PK 2270
90409782	6 PK 1900
90409800	AVX 10 x 935
90409800	AVX 10 x 938
90409900	ZRK 1278
90410014	ZRK 1278
90410223	ZRK 1292
90410224	ZRK 1011
90410225	ZRK 1011
90410316	5 PK 985
90410386	AVX 10 x 888
90410387	AVX 10 x 965
90410700	6 PK 1725
90410771	ZRK 1022
90410784	ZRK 1015
90411028	6 PK 1795
90411769	518ST
90411770	ZRK 1023
90411773	505UT
90411774	515ST
90411775	ZRK 1025
90411782	509UT
90411787	504UT
90412730	506UT
90412731	507UT
90412783	519ST
90412885	6 PK 894
90444421	6 PK 1530
90444422	6 PK 1530
90444423	6 PK 1795
9044486	AVX 10 x 813
90448002	6 PK 2260
90466255	AVX 10 x 913
90466262	ZRK 1025
90466474	525UT
90466524	6 PK 1900
90467130	6 PK 1460
90469984	ZRK 1023
90469987	ZRK 1025
90486316	6 PK 894
90490781	6 PK 2270
90499401	510ST
90500227	6 PK 1725
90500228	6 PK 1900
90500354	6 PK 2260

90500360	ZRK 1022
90501383	6 PK 1530
90501384	6 PK 1460
90501385	6 PK 2260
90501386	6 PK 1725
90502286	AVX 10 x 925
90502734	6 PK 1900
90502735	6 PK 1800
90509168	219SR
90509315	5 PK 1815
90509751	4 PK 780
90510025	AVX 10 x 913
90510253	6 PK 1800
90510610	6 PK 1530
90510611	6 PK 894
90510612	6 PK 894
90512538	4 PK 780
90528200	518ST
90528603	395ST
90528761	6 PK 2020
90529187	525UT
90529188	525UT
90529810	223UT
90529914	6 PK 1870
90530123	519ST
90530124	518ST
90530125	515ST
90530126	395ST
90530286	ZRK 1023
90530598	ZRK 1025
90530599	ZRK 1022
90531033	ZRK 1025
90531677	ZRK 1292
90531678	ZRK 1292
90531679	ZRK 1024
90531680	ZRK 1024
90531681	ZRK 1291
90531858	ZRK 1026
90531966	5 PK 1355
90531967	5 PK 1230
90541338	6 PK 1800
90542746	5 PK 1355
90542748	5 PK 1230
90542860	525UT
90543739	525UT
90543873	219SR
90570371	ZRK 1023
90570525	510ST
90570913	507UT
90571757	4 PK 884
90573797	5 PK 940
90581641	5 PK 1255
90581642	6 PK 1863
90710530	511ST
90880972	AVX 10 x 800
9108204	357ST
9109416	298ST
9109429	ZRK 1462
9109430	398ST
9109601	ZRK 1195
9109609	602ST
9109649	6 PK 1138
9110116	6 PK 1138
9110599	6 PK 1130
9110631	298ST

Teilenummer Part number	Abmessung Dimension	Teilenummer Part number	Abmessung Dimension	Teilenummer Part number	Abmessung Dimension
OPEL		OPEL		OPEL	
9110632	299UT	9129465	6 PK 1795	93181712	6 PK 1460
9110638	ZRK 1069	9129468	6 PK 1900	93181714	6 PK 1530
9110639	631UT	9129851	6 PK 2020	93181716	6 PK 1725
9111144	359UT	91580003	518ST	93181718	6 PK 1900
9111471	6 PK 850	9158004	515ST	93181720	6 PK 2020
9111472	6 PK 870	9158380	6 PK 1460	93181966	371ST
9112042	6 PK 870	9160333	5 PK 1200	93181984	6 PK 1370
9112043	6 PK 850	9160334	6 PK 858	93182238	5 PK 1230
91126379	5 PK 1355	9160356	6 PK 845	93182241	5 PK 1355
91126380	5 PK 1230	9179797	5 PK 1240	93182264	5 PK 940
91126381	6 PK 1530	9192568	5 PK 1255	93182266	5 PK 1210
91126382	6 PK 894	9194660	5 PK 1210	93182272	5 PK 1680
91126384	6 PK 1460	9194661	5 PK 1210	93182274	5 PK 1240
91126385	6 PK 1800	9194939	6 PK 1863	93185361	6 PK 1370
91126386	6 PK 1900	9195191	5 PK 1030	93185569	5 PK 1255
91126387	6 PK 1725	9195192	5 PK 880	93185756	6 PK 2120
91126402	6 PK 1863	9196546	6 PK 1863	93185849	KT 1405
91126403	5 PK 1680	9196547	6 PK 1863	93186955	7 PK 1105
91131979	6 PK 1863	9198522	6 PK 1145	93188702	ZRK 1475
91132010	5 PK 1030	9198828	5 PK 1355	93190604	6 PK 1370
91140570	AVX 10 x 825	9198829	5 PK 1355	93190605	6 PK 1413
91142246	AVX 10 x 875	9201528	ZRK 1462	93192015	6 PK 1413
91149489	6 PK 1530	9201537	398ST	93192778	ZRK 1097
91150005	6 PK 1725	9201540	399UT	93195484	7 PK 1105
91151716	6 PK 1800	9201679	5 PK 1030	93195485	7 PK 1793
91153769	8 PK 2188	9201688	5 PK 880	93196419	4 PK 763
91158702	ZRK 1067	9201722	5 PK 1030	93198391	6 PK 1795
91159962	5 PK 1125	9201723	5 PK 880	93198427	7 PK 2000
91159999	ZRK 1475	9201850	6 PK 1795	93198514	7 PK 1110
91160164	602ST	9202478	510ST	94108204	AVX 13 x 1325
9117585	5 PK 1210	92061744	6 PK 2055	94108204	AVX 13 x 1325 TM
9117586	5 PK 1210	92061745	6 PK 2055	94120507	ZRK 1280
9117587	5 PK 1680	92063918	ZRK 1023	94146423	AVX 13 x 1525
9117588	5 PK 1680	92063944	ZRK 1256	94149432	516ST
9117589	5 PK 940	92065368	396ST	94333098	AVX 10 x 950
9117590	5 PK 940	9224265	5 PK 1355	94337004	AVX 13 x 925
9118367	4 PK 805	9224371	5 PK 1680	94380679	ZRK 1097
9118611	5 PK 1355	9240033	418UT	94382106	4 PK 966
9118612	5 PK 1230	93160191	6 PK 1795	94382107	4 PK 805
9118613	6 PK 1530	93160244	342ST	94382214	521ST
9118614	6 PK 894	93160750	5 PK 1125	94382215	522UT
9118616	6 PK 1460	93161358	6 PK 1840	94385561	ZRK 1280
9118617	6 PK 1800	93161481	KT 1409	94442970	AVX 13 x 1500
9118618	6 PK 1900	93161809	7 PK 1970	94482166	AVX 13 x 1450
9118619	6 PK 1725	93171378	5 PK 2020	949602	8 PK 2188
9118620	6 PK 2020	93172363	5 PK 1240	950350	AVX 10 x 875
9118624	6 PK 1863	93172364	5 PK 1240	950350	AVX 10 x 888
9118721	5 PK 1255	93172366	5 PK 1240	950351	AVX 10 x 888
9118722	5 PK 1680	93172367	5 PK 1240	950352	AVX 10 x 850
9118848	219SR	93172395	6 PK 1990	950353	AVX 10 x 875
9120501	KT 1461	93172396	6 PK 1990	950354	AVX 10 x 925
9121108	7 PK 1145	93172397	6 PK 1880	950355	AVX 10 x 875
9121113	7 PK 1793	93172398	6 PK 1880	950356	AVX 10 x 875
9128444	524UT	93175325	6 PK 1880	950357	AVX 10 x 1075
9128516	519ST	93178811	ZRK 1540	950357	AVX 10 x 1075 TM
9128656	519ST	93178812	ZRK 1466	950358	AVX 10 x 875
9128723	ZRK 1292	93178816	371ST	950359	AVX 10 x 1075
9128725	ZRK 1023	93179102	6 PK 1055	950359	AVX 10 x 1075 TM
9128736	509UT	93180563	7 PK 1920	950360	AVX 10 x 875
9128739	506UT	93180815	ZRK 1455	950362	AVX 10 x 825
9128740	507UT	93181138	6 PK 1055	950363	AVX 10 x 763
9128741	504UT	93181196	6 PK 1413	950364	AVX 10 x 813
9128952	5 PK 1210	93181316	5 PK 1210	950365	AVX 10 x 800
9129060	ZRK 1026	93181317	5 PK 1210	950366	AVX 10 x 950
9129460	5 PK 1230	93181710	6 PK 1800	950367	AVX 10 x 813



Teilenummer Part number	Abmessung Dimension
----------------------------	------------------------

OPEL

950371	AVX 10 x 813
950373	AVX 13 x 1450
950375	AVX 13 x 1450
96413861	ZRK 1026
96440421	6 PK 2065
96628779	6 PK 2404
96628792	6 PK 1890
97016326	ZRK 1235
97046326	ZRK 1235
97065986	ZRK 1097
97074109	AVX 13 x 915
97112438	520ST
97114552	520ST
97130560	6 PK 2285
97130561	6 PK 2040
97143724	ZRK 1431
97186395	6 PK 1250
97186396	6 PK 1590
97229071	6 PK 1590
97232826	6 PK 1625
97232875	6 PK 1275
97232876	6 PK 1625
97324297	6 PK 1600
97350979	6 PK 1920
97355691	6 PK 1605
97385845	6 PK 1250
97385846	6 PK 1610
97714044	AVX 13 x 1450
98000023	6 PK 1590
98007135	6 PK 1605
98010045	6 PK 1600
98010046	6 PK 1625

PERKINS

2614A015	AVX 10 x 775
2614A031	AVX 10 x 975
2614A053	AVX 10 x 1250
2614B540	AVX 13 x 1150
2614B540	AVX 13 x 1150 TM
2614B542	AVX 13 x 1175
2614B542	AVX 13 x 1175 TM
2614B544	AVX 13 x 1200
2614B544	AVX 13 x 1200 TM
2614B550	AVX 13 x 1275
2614B550	AVX 13 x 1275 TM
2614B552	AVX 13 x 1300
2614B552	AVX 13 x 1300 TM
2614B553	AVX 13 x 1312
2614B554	AVX 13 x 1325
2614B554	AVX 13 x 1325 TM
2614B556	AVX 13 x 1350 TM
2614B558	AVX 13 x 1375
2614B558	AVX 13 x 1375 TM
2614B560	AVX 13 x 1400 TM
2614B562	AVX 13 x 1425
2614B562	AVX 13 x 1425 TM
2614B570	AVX 13 x 1525
2614B588	AVX 13 x 1500
2614B588	AVX 13 x 1500 TM
2614B658	2/AVX 13 x 1350
2614B840	AVX 13 x 1150
2614B840	AVX 13 x 1150 TM
2614B844	AVX 13 x 1200
2614B844	AVX 13 x 1200 TM
2614B852	AVX 13 x 1300

Teilenummer Part number	Abmessung Dimension
----------------------------	------------------------

PERKINS

2614B852	AVX 13 x 1300 TM
2614B853	AVX 13 x 1312
2614B856	AVX 13 x 1350 TM
2614B858	AVX 13 x 1375
2614B858	AVX 13 x 1375 TM
2614B864	AVX 13 x 1450
2614B864	AVX 13 x 1450 TM
2614B958	2/AVX 13 x 1350
2614B968	AVX 13 x 1500
2614B968	AVX 13 x 1500 TM
2614B970	AVX 13 x 1525

PEUGEOT

0000128119	551UR
051361	281ST
0816.89	ZRK 1703
0816.A0	ZRK 1703
081616	ZRK 1051
081619	ZRK 1267
081622	ZRK 1262
081624	ZRK 1125
081629	ZRK 1125
081631	ZRK 1129
081632	ZRK 1131
081633	ZRK 1096
081634	ZRK 1274
081636	ZRK 1114
081637	ZRK 1118
081640	ZRK 1137
081642	ZRK 1114
081644	ZRK 1118
081646	ZRK 1262
081648	ZRK 1128
081653	ZRK 1143
081654	ZRK 1144
081655	ZRK 1110
081656	ZRK 1114
081658	ZRK 1262
081660	ZRK 1128
081662	ZRK 1128
081663	ZRK 1254
081664	ZRK 1142
081665	ZRK 1138
081667	ZRK 1125
081668	ZRK 1141
081669	ZRK 1127
081671	ZRK 1128
081672	ZRK 1262
081673	ZRK 1029
081679	ZRK 1244
081685	ZRK 1537
081686	ZRK 1457
081688	ZRK 1078
081693	ZRK 1351
081696	ZRK 1352
081698	ZRK 1029
081699	ZRK 1312
0816A1	ZRK 1149
0816A3	ZRK 1316
0816A4	ZRK 1332
0816A6	ZRK 1445
0816A8	ZRK 1352
0816A9	ZRK 1352
0816C1	ZRK 1078
0816C2	ZRK 1149

Teilenummer Part number	Abmessung Dimension
----------------------------	------------------------

PEUGEOT

0816C8	ZRK 1068
0816E0	ZRK 1537
0816E4	ZRK 1441
0816E5	ZRK 1312
0816E6	ZRK 1441
0816F0	ZRK 1467
0816F2	ZRK 1457
0816F4	ZRK 1149
0816F7	ZRK 1453
0816G1	ZRK 1456
0816G3	ZRK 1452
0816G4	ZRK 1588
0816G7	ZRK 1460
0816G8	ZRK 1705
0816H3	ZRK 1703
0816H5	ZRK 1705
0816H6	ZRK 1537
0816H7	ZRK 1537
0816J5	ZRK 1575
081817	289UT
081819	275ST
081820	279ST
081821	350ST
081823	359UT
081824	357ST
082053	252ST
082910	180ST
082911	284ST
082912	256ST
082917	350ST
082919	252ST
082920	260ST
082921	284ST
082922	270ST
082930	254ST
082931	273ST
082932	283ST
082933	274ST
082935	283ST
082942	260ST
082943	270ST
082945	254ST
082946	273ST
082949	227UT
082952	240ST
082954	252ST
082960	250UT
082961	250UT
082962	250UT
082963	250UT
082966	294ST
082967	294ST
082969	239ST
082974	240ST
082976	294ST
082977	294ST
082978	239ST
082979	239ST
082982	226ST
082988	331ST
082989	331ST
082990	345ST
082992	294ST
082993	294ST
082996	294ST



Teilenummer Part number	Abmessung Dimension	Teilenummer Part number	Abmessung Dimension	Teilenummer Part number	Abmessung Dimension
PEUGEOT		PEUGEOT		PEUGEOT	
0829A0	333ST	083157	KT 1309	128026	4 PK 950
0829A1	334UT	083158	KT 1433	128035	6 PK 894
0829A3	447ST	083159	KT 1433	128037	4 PK 900
0829A4	447ST	083160	KT 1350	128040	3 PK 945
0829A7	294ST	083161	KT 1350	128043	6 PK 894
0829C7	226ST	083162	KT 1327	128045	6 PK 913
0829C8	333ST	083163	KT 1310	128046	6 PK 995
083002	262UT	083165	KT 1244	128048	6 PK 950
083011	255UT	083166	KT 1244	128050	6 PK 950
083012	280UT	083167	KT 1309	128057	5 PK 1390
083013	277UT	083168	KT 1309	128058	5 PK 1450
083014	255UT	083173	KT 1351	128065	6 PK 950
083016	255UT	083174	KT 1351	128066	6 PK 913
083020	225UT	083176	KT 1373	128117	268SR
083023	241UT	083177	KT 1373	128118	552UR
083028	293UT	083178	KT 1518	128119	551UR
083029	293UT	083179	KT 1518	128139	552UR
083030	293UT	083180	KT 1328	26207509	350ST
083031	293UT	083181	KT 1328	400308	AVX 10 x 913
083032	357ST	083182	KT 1327	400313	AVX 10 x 913
083036	255UT	083183	KT 1327	400325	AVX 10 x 913
083037	255UT	083184	KT 1398	400332	AVX 10 x 1050
083040	359UT	083185	KT 1398	400365	AVX 10 x 800
083042	295UT	083186	KT 1370	400366	AVX 10 x 775
083044	241UT	083187	KT 1370	400381	AVX 10 x 813
083046	384UT	083188	KT 1244	400387	AVX 10 x 613
083048	332UT	083189	KT 1244	400398	AVX 10 x 850
083049	332UT	083190	KT 1353	400720	AVX 10 x 1300
083051	448UT	083192	KT 1428	400721	AVX 10 x 1215
083061	225UT	0831K6	KT 1415	400735	AVX 10 x 1225
083062	334UT	0831K8	KT 1417	400799	5 PK 880
083063	384UT	0831L0	KT 1331	400906	AVX 10 x 1025
083072	448UT	0831L2	KT 1332	400914	AVX 10 x 913
083074	448UT	0831L4	KT 1521	400922	AVX 10 x 650
083101	KT 1057	0831L6	KT 1330	400931	AVX 10 x 550
083102	KT 1013	0831L7	KT 1330	400941	4 PK 635
083103	KT 1019	0831N2	KT 1433	400942	4 PK 1030
083104	KT 1058	0831N3	KT 1433	400972	4 PK 635
083106	KT 1068	0831N4	KT 1518	400978	4 PK 635
083108	KT 1162	0831P1	KT 1390	400986	4 PK 1030
083111	KT 1070	0831Q3	KT 1013	456902	AVX 10 x 625
083113	KT 1013	0831Q4	KT 1019	456903	AVX 10 x 700
083114	KT 1019	0831R8	KT 1327	456904	AVX 10 x 650
083117	KT 1068	0831S2	KT 1351	456907	AVX 10 x 740
083124	KT 1063	0831S7	KT 1309	456908	AVX 10 x 650
083127	KT 1040	0831T4	KT 1244	456909	AVX 10 x 600
083132	KT 1216	0831T9	KT 1331	456911	AVX 10 x 617
083133	KT 1216	0831V0	KT 1521	456912	AVX 10 x 550
083134	KT 1522	128001	AVX 10 x 888	456914	AVX 10 x 600
083135	KT 1522	128002	AVX 10 x 1025	456915	AVX 10 x 613
083136	KT 1083	128003	AVX 10 x 1140	5000037891	AVP 13 x 2050 TM
083140	KT 1327	128003	AVX 10 x 1150	5003344281	5 PK 1104
083141	KT 1327	128004	AVX 10 x 1110	500345344	6 PK 913
083144	KT 1058	128005	AVX 10 x 1125	505732	AVX 10 x 900
083145	KT 1058	128006	AVX 10 x 1200	5489380	269SR
083146	KT 1084	128007	AVX 10 x 1125	5490590	282SR
083147	KT 1084	128012	AVX 10 x 825	5491190	269SR
083148	KT 1216	128014	AVX 10 x 1000	574046	AVX 10 x 888
083149	KT 1216	128015	AVX 10 x 775	574090	AVX 10 x 750
083150	KT 1071	128017	5 PK 1390	574527	AVX 13 x 1075
083151	KT 1071	128018	5 PK 1450	574901	AVX 10 x 600
083152	KT 1070	128019	5 PK 925	574902	AVX 10 x 613
083153	KT 1070	128023	5 PK 1390	574904	AVX 10 x 650
083155	KT 1244	128024	5 PK 1450	574905	AVX 10 x 650
083156	KT 1309	128025	4 PK 870	574908	AVX 10 x 700



Teilenummer Part number	Abmessung Dimension	Teilenummer Part number	Abmessung Dimension	Teilenummer Part number	Abmessung Dimension
PEUGEOT		PEUGEOT		PEUGEOT	
574909	AVX 10 x 725	575066	4 PK 1218	5750GL	6 PK 1740
574910	AVX 10 x 725	575069	4 PK 715	5750GN	6 PK 1125
574911	AVX 10 x 750	575070	4 PK 954	5750GP	6 PK 1390
574912	AVX 10 x 785	575072	AVX 10 x 1050	5750GR	6 PK 1695
574913	AVX 10 x 775	575073	AVX 10 x 710	5750GW	6 PK 1145
574914	AVX 10 x 800	575074	5 PK 725	5750GX	6 PK 1153
574915	AVX 10 x 813	575075	5 PK 1015	5750GY	6 PK 1560
574918	AVX 10 x 850	575076	4 PK 795	5750HG	6 PK 1748
574919	AVX 10 x 888	575077	5 PK 715	5750J9	6 PK 1700
574921	AVX 10 x 913	575078	4 PK 1230	5750K0	6 PK 1145
574922	AVX 10 x 925	575079	5 PK 970	5750K2	5 PK 775
574924	AVX 10 x 938	575080	4 PK 855	5750K4	5 PK 962
574924	AVX 10 x 940	575081	5 PK 1230	5750K6	6 PK 1863
574928	AVX 10 x 1000	575082	AVX 10 x 675	5750K7	6 PK 1863
574929	AVX 10 x 1025	575083	5 PK 698	5750K9	6 PK 1115
574930	AVX 10 x 1050	575084	5 PK 1270	5750KR	6 PK 1675
574932	AVX 10 x 1125	575085	5 PK 850	5750KX	6 PK 1560
574933	AVX 10 x 1140	575086	5 PK 698	5750KZ	6 PK 1470
574934	AVX 10 x 1175	575087	5 PK 1140	5750L1	6 PK 1740
574935	AVX 10 x 1200	575088	5 PK 710	5750L3	6 PK 1153
575004	AVX 10 x 1175	575089	5 PK 1125	5750L7	4 PK 1030
575011	AVX 10 x 1100	575090	AVX 10 x 775	5750L9	6 PK 1165
575012	AVX 10 x 935	575091	5 PK 1165	5750LC	6 PK 730
575012	AVX 10 x 938	575092	5 PK 735	5750LE	6 PK 1215
575012	AVX 10 x 940	575094	4 PK 715	5750LG	6 PK 1710
575013	AVX 10 x 1150	575095	5 PK 1025	5750M0	6 PK 1205
575014	AVX 10 x 960	575096	6 PK 1700	5750M1	6 PK 1605
575014	AVX 10 x 965	575097	6 PK 698	5750M3	6 PK 1190
575015	AVX 10 x 1215	575098	6 PK 1070	5750M4	6 PK 1105
575016	AVX 10 x 1100	5750A0	6 PK 1100	5750M6	6 PK 1725
575016	AVX 10 x 1110	5750A1	6 PK 1660	5750P0	4 PK 755
575017	AVX 10 x 950	5750A2	6 PK 1078	5750P5	5 PK 715
575018	AVX 10 x 700	5750A5	6 PK 698	5750P7	5 PK 1030
575019	AVX 10 x 1175	5750A6	6 PK 1130	5750P9	5 PK 775
575020	AVX 10 x 1000	5750C0	5 PK 1155	5750PL	6 PK 1055
575022	AVX 10 x 1110	5750C1	6 PK 1175	5750PP	6 PK 1070
575026	AVX 10 x 875	5750C2	5 PK 1025	5750PR	6 PK 1565
575028	AVX 10 x 675	5750C3	6 PK 730	5750PS	6 PK 1885
575028	AVX 10 x 685	5750C4	5 PK 850	5750PV	6 PK 730
575029	AVX 10 x 900	5750C7	5 PK 805	5750Q1	5 PK 1055
575030	AVX 10 x 750	5750C8	5 PK 1255	5750Q5	6 PK 1605
575031	AVX 10 x 1090	5750C9	6 PK 1145	5750QE	6 PK 1675
575031	AVX 10 x 1100	5750D0	5 PK 1190	5750QG	6 PK 962
575032	AVX 10 x 900	5750D2	5 PK 715	5750QJ	6 PK 850
575035	AVX 10 x 1000	5750D4	5 PK 1165	5750QL	6 PK 1210
575036	AVX 10 x 750	5750D7	5 PK 698	5750QP	6 PK 1000
575037	AVX 10 x 775	5750E6	6 PK 913	5750QQ	6 PK 870
575037	AVX 10 x 785	5750E7	6 PK 800	5750QS	6 PK 1185
575040	AVX 10 x 725	5750E8	6 PK 1010	5750QW	6 PK 1590
575042	AVX 10 x 1000	5750E9	6 PK 1145	5750R6	6 PK 1751
575044	AVX 10 x 750	5750EJ	6 PK 1580	5750R7	6 PK 1600
575046	AVX 10 x 735	5750EN	6 PK 1390	5750RC	6 PK 1215
575049	AVX 10 x 1100	5750EX	6 PK 1440	5750RG	6 PK 906
575051	AVX 10 x 750	5750F0	6 PK 1700	5750RH	6 PK 1700
575052	AVX 10 x 925	5750FA	6 PK 1725	5750RQ	6 PK 1710
575053	AVX 10 x 700	5750FH	6 PK 1205	5750RS	6 PK 1165
575054	AVX 10 x 1175	5750FK	6 PK 1190	5750RT	6 PK 1165
575055	4 PK 698	5750FN	6 PK 870	5750RV	6 EPK 1090
575056	4 PK 970	5750FP	6 PK 1153	5750RW	6 EPK 1090
575058	AVX 10 x 938	5750FQ	5 PK 1219	5750RX	6 PK 1352
575058	AVX 10 x 940	5750FS	6 PK 800	5750RZ	6 PK 1205
575060	AVX 10 x 750	5750FV	6 PK 975	5750S0	6 PK 1740
575061	AVX 10 x 850	5750FX	6 PK 1345	5750S1	6 PK 865
575062	4 PK 985	5750FY	6 PK 1710	5750S3	6 PK 1025
575063	AVX 10 x 925	5750GG	6 PK 1185	5750S5	6 PK 1390

Teilenummer Part number	Abmessung Dimension	Teilenummer Part number	Abmessung Dimension	Teilenummer Part number	Abmessung Dimension
PEUGEOT		PEUGEOT		PEUGEOT	
5750S7	6 PK 1735	5750XR	6 PK 1710	75491923	268SR
5750S9	6 PK 1605	5750XS	6 PK 1740	75515868	268SR
5750SA	6 EPK 780	5750XW	6 PK 1045	7618111	5 PK 925
5750SG	6 PK 1195	5750XZ	6 PK 865	816A6	ZRK 1445
5750SQ	4 PK 698	5750Y0	6 PK 1390	91508298	256ST
5750SS	4 PK 954	5750Y1	6 PK 1390	9151357980	ZRK 1125
5750SY	5 PK 1140	5750Y5	6 PK 1710	91516768	4 PK 841
5750SZ	5 PK 710	5750Y6	6 PK 1390	9151772280	ZRK 1125
5750T1	6 PK 1450	5750YC	6 PK 1450	91538722	260ST
5750T2	6 PK 1010	5750YE	6 PK 1565	91541144	5 PK 725
5750T3	6 PK 1565	5750YG	6 PK 1751	91541175	5 PK 725
5750T5	6 PK 1470	5750YH	6 PK 1670	9301036280	ZRK 1262
5750T7	6 PK 1740	5750YK	6 EPK 780	93501404	284ST
5750T9	6 PK 1751	5750YL	6 EPK 1090	93501405	262UT
5750TA	5 PK 1125	5750YL	6 PK 1590	93510847	263SR
5750TE	6 PK 1070	5750YP	6 PK 800	9400816589	ZRK 1262
5750TF	6 PK 1100	5750YQ	6 PK 975	95006057	271UR
5750TG	6 PK 1660	5750YX	6 PK 1245	95495830	289UT
5750TH	6 PK 1078	5750Z0	6 PK 1450	95577540	289UT
5750TJ	6 PK 698	5750Z2	6 PK 1565	95590353	257SK
5750TL	5 PK 1155	5750Z4	6 PK 1735	95619217	350ST
5750TP	6 PK 730	5750Z6	6 PK 1751	95640195	254ST
5750TV	5 PK 1190	5750Z8	6 PK 1440	96001122	4 PK 698
5750TX	5 PK 690	5750ZF	6 PK 800	96004619	253SR
5750VC	6 PK 1145	575108	553UR	96010657	270ST
5750VH	6 PK 1205	575111	553UR	96012051	4 PK 813
5750VL	6 PK 800	575112	271UR	96014397	5 PK 1270
5750VN	6 PK 975	575114	553UR	96019295	4 PK 855
5750VP	6 PK 1345	575115	251SR	96021925	5 PK 698
5750VQ	6 PK 1710	575118	278SR	96036288	551UR
5750VR	6 PK 1185	575126	276SR	9603879880	ZRK 1118
5750VS	6 PK 1740	575138	251SR	96046092	5 PK 850
5750VT	6 PK 1125	575147	554UT	96046099	4 PK 635
5750VV	6 PK 1145	575184	554UT	96046101	5 PK 1390
5750VX	6 PK 1748	575191	554UT	9605062	4 PK 1030
5750VZ	6 PK 1145	5755018	AVX 10 x 700	96050625	4 PK 1030
5750W1	6 PK 1045	575753	AVX 13 x 1000	9605284780	ZRK 1138
5750W5	6 PK 1205	645355	AVX 13 x 900	960547	AVX 10 x 550
5750W6	6 PK 1725	645377	4 PK 841	96054790	AVX 10 x 550
5750W7	6 PK 750	6453A0	4 PK 1020	96056183	275ST
5750W8	5 PK 775	6453AF	5 PK 1025	96059324	5 PK 710
5750WE	6 PK 1863	6453C5	253SR	96059541	5 PK 1450
5750WG	6 PK 1560	6453C6	263SR	96074514	251SR
5750WH	6 PK 1470	6453CT	5 PK 1104	96076190	552UR
5750WJ	6 PK 1153	6453CZ	5 PK 1030	96081660	ZRK 1128
5750WL	6 PK 1165	6453E5	4 PK 813	96088591	278SR
5750WN	6 PK 730	6453FJ	5 PK 1104	96094102	280UT
5750WP	6 PK 1710	6453G4	253SR	96097691	281ST
5750WQ	6 PK 1605	6453L2	4 PK 841	96098279	279ST
5750WV	5 PK 715	6453NY	5 PK 1104	96099089	255UT
5750WY	6 PK 1055	6453TT	4 EPK 1102	96100168	ZRK 1128
5750WZ	6 PK 1070	6453TV	5 PK 1025	96106737	4 PK 715
5750X0	6 PK 865	6453W1	6 PK 925	96112418	253SR
5750X1	6 PK 1025	645592	AVX 13 x 1350	96112753	553UR
5750X2	6 PK 1390	6455B2	4 PK 962	96120257	6 PK 913
5750X3	6 PK 1735	645627	AVX 13 x 1350	96124532	4 PK 715
5750X9	6 PK 1470	645641	AVX 13 x 1375	96135989	4 PK 950
5750XA	6 PK 1565	645701	AVX 13 x 900	96137001	273ST
5750XC	6 PK 1885	645725	AVX 13 x 1350	96140606	6 PK 1863
5750XE	5 PK 1055	645752	AVX 13 x 900	9614252580	ZRK 1262
5750XF	6 PK 962	645753	AVX 13 x 1000	96142597	ZRK 1262
5750XG	6 PK 1000	645782	AVX 13 x 900	96142840	6 PK 698
5750XJ	6 PK 1185	6543CH	5 PK 1080	96144507	6 PK 730
5750XK	6 PK 1590	7081671	ZRK 1128	96144514	6 PK 1175
5750XN	6 PK 1215	7081671114X1	ZRK 1128	96146660	553UR



Teilenummer Part number	Abmessung Dimension
----------------------------	------------------------

Teilenummer Part number	Abmessung Dimension
----------------------------	------------------------

Teilenummer Part number	Abmessung Dimension
----------------------------	------------------------

PEUGEOT

96147542	5 PK 1025
96152078	6 PK 1660
96152079	6 PK 1660
96152083	6 PK 1070
96152085	6 PK 1078
96152089	6 PK 1100
96155010	6 PK 1010
96155951	6 PK 1700
96156400	276SR
96159233	277UT
96161329	5 PK 850
9616341080	5 PK 690
96165809	5 PK 962
96165811	5 PK 775
96171886	274ST
9617800980	225UT
96180219	6 PK 1145
96180220	6 PK 1145
96188881	6 PK 1740
96192361	241UT
96197629	ZRK 1537
96201309	255UT
9620409980	ZRK 1262
96205509	6 PK 1605
96209042	6 PK 730
9621203380	227UT
9622313180	ZRK 1351
9622315380	ZRK 1351
96225744	283ST
96235499	6 PK 1105
96236849	6 PK 1165
96236952	6 PK 1605
96245972	3 PK 866
96251516	6 PK 1605
9626157480	ZRK 1352
96273679	5 PK 715
96273681	5 PK 775
96278607	251SR
96278805	240ST
96289902	554UT
9629082280	ZRK 1352
96296777	250UT
96308935	6 PK 1751
9631203080	ZRK 1457
96313338	6 PK 1740
96316038	6 PK 1565
96317187	6 PK 1725
96327221	295UT
96334782	6 PK 1470
9633713380	ZRK 1467
96337272	6 PK 1450
9634087880	225UT
9634106180	ZRK 1456
9634740180	ZRK 1456
96350076	ZRK 1149
96353368	239ST
9635438380	ZRK 1068
96370580	239ST
9637240580	ZRK 1149
96374926	226ST
9637492680	226ST
96375140	ZRK 1445
96375295	6 PK 1440
96378749	294ST
9637914380	ZRK 1537

PEUGEOT

9638115380	250UT
9638355980	ZRK 1453
96398222	294ST
9639842180	ZRK 1537
96403456	294ST
9640379480	6 PK 1153
9640419580	ZRK 1453
9640669280	ZRK 1441
9640810680	ZRK 1441
9640828480	447ST
9640828680	ZRK 1452
96410695	6 PK 1190
96410697	6 PK 1205
96413140	331ST
96415393	332UT
96417058	6 PK 1710
96420067	554UT
9642006780	554UT
96420439	6 PK 1725
9642383880	6 PK 1710
9642458680	6 PK 730
96429298	345ST
96433296	294ST
9644258480	448UT
9645717480	ZRK 1460
9645717580	ZRK 1460
9646864480	ZRK 1705
9647367480	ZRK 1588
9648473280	334UT
9648704380	333ST
9650686080	6 PK 1215
965114480	6 PK 1710
9651764880	6 PK 1710
9653204380	6 PK 1000
9653226080	ZRK 1441
9653226280	ZRK 1441
9655279280	6 PK 1205
9655945780	6 PK 1215
9661728880	6 EPK 1090
9663100880	6 EPK 780
9663101080	6 EPK 1090
96654092	275ST
96817523	6 PK 1245
9681752380	6 PK 1245
9682237380	6 PK 975
9682305780	448UT
97518683	4 PK 1020
97522886	252ST
97535002	252ST
98485800	5 PK 1080
98487322	6 PK 894

PLYMOUTH

4298114	4 PK 1050
---------	-----------

POLMO

066111	ZRK 1380
4153752	AVX 10 x 950

PONTIAC

24508560	6 PK 1760
24573322	5 PK 1140

PORSCHE

047260849	AVX 13 x 900
-----------	--------------

PORSCHE

047260849A	AVX 13 x 875
047903137	AVX 10 x 900
047903137A	AVX 10 x 900
048260849	AVX 13 x 900
056109119A	ZRK 1056
19201350	AVX 10 x 710
9001920050	AVX 10 x 975
90019200550	AVX 10 x 975
90019201350	AVX 13 x 1100
90019202050	AVX 10 x 1025
90019202150	AVX 10 x 950
90019202650	AVX 13 x 1125
90019202750	AVX 13 x 1100
92312612800	AVX 13 x 1025
92810535100	458UT
92810551212	456ST
92810557102	457UT
92810557104	465UT
93012621600	308UT
93310616100	AVX 10 x 710
94410202507	451ST
94410221902	ZRK 1298
94410221904	ZRK 1298
94410227704	453UT
94410227706	453UT
94410502704	463UT
94410513703	ZRK 1130
94410515704	ZRK 1130
94410524103	455UT
94410527302	450UT
94410563104	454ST
94410563105	462ST
94410563110	462ST
95510293400	6 PK 2475
98010225102	5 PK 1270
9919200650	AVX 10 x 825
99610215164	6 PK 2115
99610215165	6 PK 1930
99610215166	6 PK 2115
99610215193	6 PK 2260
99913230550	AVX 13 x 1125
99919200550	AVX 10 x 975
99919200650	AVX 10 x 825
99919200950	AVX 10 x 700
99919201850	AVX 10 x 925
99919202050	AVX 10 x 900
99919209750	AVX 10 x 725
99919209850	AVX 10 x 725
99919211750	AVX 13 x 1050
99919212350	AVX 10 x 875
99919212750	AVX 13 x 1025
99919212850	AVX 13 x 975
99919212950	AVX 13 x 1050
99919213550	AVX 10 x 875
99919214650	AVX 13 x 1075
99919215450	AVX 10 x 1050
99919216150	AVX 13 x 1050
99919217350	AVX 13 x 1200
99919217650	AVX 10 x 715
99919217750	AVX 10 x 1050
99919219350	AVX 10 x 875
99919220050	AVX 10 x 888
99919220450	5 PK 735
99919220650	5 PK 1005
99919220750	5 PK 1000



Teilenummer Part number	Abmessung Dimension	Teilenummer Part number	Abmessung Dimension	Teilenummer Part number	Abmessung Dimension
PORSCHE		RENAULT		RENAULT	
99919221450	4 PK 860	0000323580	AVX 13 x 1450 TM	5000131716	AVX 10 x 750
99919223650	AVX 10 x 950	0000323786	AVX 13 x 1450	5000133113	AVX 10 x 1225
99919224150	AVX 10 x 950	0000323786	AVX 13 x 1450 TM	5000136827	AVX 13 x 1025
99919225450	AVX 13 x 1150	0000323804	AVX 13 x 1525	5000136827	AVX 13 x 1025 TM
99919225550	AVX 13 x 1200	0000323804	AVX 13 x 1525 TM	5000168027	AVX 13 x 1050
99919225950	5 PK 886	0000323948	AVX 13 x 1450 TM	5000168027	AVX 13 x 1050 TM
99919226650	6 PK 858	0023223065	2-AVX 13 x 1500 TM	5000168463	AVX 13 x 1425
99919226950	6 PK 858	0023223078	AVX 13 x 1100	5000168463	AVX 13 x 1425 TM
99919227650	AVX 13 x 1055	0023223078	AVX 13 x 1100 TM	5000182327	AVX 10 x 975
99919227650A	AVX 13 x 1055	0023223091	AVX 13 x 900	5000182761	AVP 13 x 1950 TM
99919227750	AVX 10 x 685	0023223091	AVX 13 x 900 TM	50001847819	ZRK 1316
99919227850	AVX 10 x 700	0023223097	AVX 10 x 1300	5000240844	AVX 13 x 750
99919228250	6 PK 720	0023223131	AVX 13 x 1300	5000240844	AVX 13 x 750 TM
99919228350	6 PK 1000	0023223131	AVX 13 x 1300 TM	5000293612	ZRK 1316
99919228450	6 PK 720	0023223139	AVX 13 x 925	5000552494	AVX 13 x 825
99919228550	6 PK 1000	0023223139	AVX 13 x 925 TM	5000564556	AVX 13 x 1050
99919229050	6 PK 720	0023223140	AVX 13 x 1275	5000564556	AVX 13 x 1050 TM
99919229150	6 PK 1000	0023223140	AVX 13 x 1275 TM	5000566546	AVX 13 x 1350
99919229350	AVX 13 x 1030	0023223142	AVX 13 x 1475	5000566546	AVX 13 x 1350 TM
99919229350A	AVX 13 x 1030	0023223142	AVX 13 x 1475 TM	5000566547	AVX 13 x 1450
99919229450	AVX 10 x 740	0023223143	AVX 13 x 1100	5000566547	AVX 13 x 1450 TM
99919229550	6 PK 1000	0023223148	AVX 13 x 1675 TM	5000592731	AVX 10 x 990
99919229950	6 PK 1000	0023223148	AVX 13 x 1700	5000612768	AVX 10 x 950
99919230550	AVX 13 x 1125	0023223154	AVX 13 x 1450	5000625394	AVX 13 x 1425
99919230650	AVX 13 x 950	0023223154	AVX 13 x 1450 TM	5000625394	AVX 13 x 1425 TM
99919230750	AVX 10 x 685	0023223156	AVX 10 x 913	5000626261	AVX 13 x 1250
99919230750A	AVX 10 x 685	0023223157	AVX 10 x 975	5000626261	AVX 13 x 1250 TM
99919230850	AVX 10 x 695	0038445003	AVX 13 x 1600	5000659558	AVX 13 x 1075
99919230850A	AVX 10 x 695	0038445003	AVX 13 x 1600 TM	5000659559	AVX 10 x 1125
99919232950	AVX 10 x 775	0921232003	AVX 13 x 800	5000659559	AVX 13 x 1075
99919233550	AVX 13 x 1075	0921232003	AVX 13 x 800 TM	5000659559	AVX 13 x 1075 TM
99919233850	AVX 10 x 775	0921232005	AVX 13 x 850	5000663786	AVX 10 x 1350
99919234350	AVX 10 x 763	119202Y501	6 PK 1105	5000663787	AVX 13 x 1175
99919234750	6 PK 870	1195031U02	4 PK 775	5000663787	AVX 13 x 1175 TM
99919235250	AVX 13 x 1075	130C11321R	KT 1409	5000663788	AVX 13 x 1500
99919235250	AVX 13 x 1075 TM	2521227360	6 PK 1515	5000666711	AVX 13 x 1200
99919236350	AVX 13 x 1075	323561	AVX 13 x 1525 TM	5000666711	AVX 13 x 1200 TM
99919236550	6 PK 1555	323580	AVX 13 x 1450	5000666879	AVX 13 x 1150
99919237250	AVX 10 x 763	323580	AVX 13 x 1450 TM	5000666879	AVX 13 x 1150 TM
99919237950	6 PK 2285	323948	AVX 13 x 1450	5000666880	AVX 13 x 1175
9991924850	AVX 13 x 1125	323948	AVX 13 x 1450 TM	5000666880	AVX 13 x 1175 TM
99919253650	6 PK 1413	5000020188	AVX 13 x 1400	5000666883	AVX 13 x 1400
		5000020189	AVX 13 x 1400	5000666883	AVX 13 x 1450
		5000020190	AVX 13 x 1475	5000666883	AVX 13 x 1450 TM
		5000021655	AVX 13 x 1325	5000666884	AVX 13 x 1450
		5000022632	AVX 13 x 1300	5000666884	AVX 13 x 1450 TM
		5000030114	AVX 13 x 1800	5000666889	AVX 10 x 875
		5000030307	AVX 13 x 1425	5000666898	AVX 13 x 1225
		5000030848	AVX 13 x 1750	5000666898	AVX 13 x 1225 TM
		5000031149	AVX 13 x 1050	5000670601	AVX 13 x 1375
		5000031150	AVX 13 x 1425	5000670601	AVX 13 x 1375 TM
		5000031369	AVX 13 x 1050	5000670639	AVX 13 x 1600
		5000031483	AVX 13 x 1050	5000670639	AVX 13 x 1600 TM
		5000033012	AVX 13 x 1000	5000670641	AVX 13 x 1650
		5000033043	AVX 13 x 850	5000670641	AVX 13 x 1650 TM
		5000033045	AVX 13 x 750	5000670728	5 PK 1010 TM
		5000034802	AVX 10 x 990	5000678324	AVX 13 x 1350
		5000035610	AVX 13 x 1200	5000678324	AVX 13 x 1350 TM
		5000044858	AVX 13 x 925	5000678543	6 PK 1245 TM
		5000044858	AVX 13 x 925 TM	5000678605	5 PK 1540 TM
		5000048933	AVX 13 x 1150	5000679653	6 PK 1755 TM
		5000048933	AVX 13 x 1150 TM	5000679654	8 PK 1560 TM
		5000049298	AVX 13 x 925	5000681349	AVX 13 x 1575
		5000049298	AVX 13 x 925 TM	5000681349	AVX 13 x 1575 TM
		5000049619	AVX 13 x 1200	5000681406	AVX 13 x 1650
PROTON					
145813	ZRK 1156				
MB288838	AVX 13 x 625				
MD069671	4 PK 870				
MD106658	4 PK 870				
MD118572	4 PK 875				
MD145813	ZRK 1156				
MD171373	4 PK 780				
MD176386	ZRK 1207				
MD180574	4 PK 763				
MD183556	4 PK 763				
MD186111	4 PK 635				
MD192319	ZRK 1198				
MD192809	5 PK 950				
MD303288	4 PK 595				
MD314778	4 PK 595				
PW502943	4 PK 870				
PW510580	4 PK 870				
PW510942	5 PK 950				
PW510943	4 PK 780				
PW510944	4 PK 595				
PW850769	4 PK 595				



Teilenummer Part number	Abmessung Dimension
----------------------------	------------------------

Teilenummer Part number	Abmessung Dimension
----------------------------	------------------------

Teilenummer Part number	Abmessung Dimension
----------------------------	------------------------

RENAULT

5000681406	AVX 13 x 1650 TM
5000681668	5 PK 886
5000686250	AVX 13 x 1425
5000686250	AVX 13 x 1425 TM
5000686251	AVX 13 x 1650
5000686251	AVX 13 x 1650 TM
5000686286	AVX 13 x 1450
5000686286	AVX 13 x 1450 TM
5000686366	AVX 13 x 1250
5000686366	AVX 13 x 1250 TM
5000686547	AVX 13 x 1175
5000686547	AVX 13 x 1175 TM
5000686548	AVX 13 x 1200
5000686548	AVX 13 x 1200 TM
5000686549	AVX 13 x 1525
5000686549	AVX 13 x 1525 TM
5000686684	9 PK 1200 TM
5000686750	9 PK 1290 TM
5000686828	AVX 13 x 1450
5000686828	AVX 13 x 1450 TM
5000686852	AVX 13 x 1425
5000686852	AVX 13 x 1425 TM
5000686855	AVX 13 x 1650
5000686855	AVX 13 x 1650 TM
5000686864	AVX 13 x 1350
5000686864	AVX 13 x 1350 TM
5000686893	AVX 13 x 1250
5000686893	AVX 13 x 1250 TM
5000686895	AVX 13 x 1225
5000686895	AVX 13 x 1225 TM
5000689151	AVX 13 x 1450
5000689151	AVX 13 x 1450 TM
5000689152	AVX 13 x 1450
5000689152	AVX 13 x 1450 TM
5000693021	6 PK 1660
5000693140	6 PK 1755 TM
5000785325	AVX 13 x 1200
5000785370	AVX 13 x 1350
5000785370	AVX 13 x 1350 TM
5000785475	AVX 10 x 1125
5000785652	AVX 10 x 913
5000786244	AVX 13 x 1425
5000786244	AVX 13 x 1425 TM
5000786244	AVX 13 x 1450
5000786244	AVX 13 x 1450 TM
5000786245	AVX 13 x 1475
5000786245	AVX 13 x 1475 TM
5000786246	AVX 13 x 1525
5000786246	AVX 13 x 1525 TM
5000786246	AVX 13 x 1550
5000786359	AVX 13 x 1550
5000786359	AVX 13 x 1550 TM
5000786360	AVX 13 x 1625
5000786360	AVX 13 x 1625 TM
5000786386	AVX 13 x 900
5000786386	AVX 13 x 900 TM
5000786386	AVX 13 x 925
5000786386	AVX 13 x 925 TM
5000786518	AVX 10 x 1350
5000786661	AVX 10 x 975
5000787170	AVX 13 x 1400
5000787170	AVX 13 x 1400 TM
5000787245	AVX 13 x 1475
5000787245	AVX 13 x 1475 TM
5000787519	AVX 13 x 1625

RENAULT

5000787519	AVX 13 x 1650
5000787519	AVX 13 x 1650 TM
5000787739	AVX 13 x 1525
5000787739	AVX 13 x 1550
5000787739	AVX 13 x 1550 TM
5000788119	AVX 10 x 913
5000788120	AVX 10 x 975
5000788121	AVX 10 x 1125
5000788122	AVX 10 x 1350
5000788123	AVX 13 x 1075
5000788123	AVX 13 x 1075 TM
5000788124	AVX 13 x 1175
5000788124	AVX 13 x 1175 TM
5000788125	AVX 13 x 1525
5000788125	AVX 13 x 1525 TM
5000788221	AVX 13 x 1225
5000788221	AVX 13 x 1250
5000788221	AVX 13 x 1250 TM
5000788222	AVX 13 x 1650
5000788483	AVX 10 x 1125
5000788662	AVX 10 x 975
5000788998	AVX 13 x 1700
5000788998	AVX 13 x 1700 TM
5000789707	AVX 13 x 1575
5000789707	AVX 13 x 1575 TM
5000789901	AVX 13 x 1125
5000789901	AVX 13 x 1125 TM
5000789953	AVX 13 x 1125
5000789953	AVX 13 x 1125 TM
5000789954	AVX 13 x 1550
5000789954	AVX 13 x 1550 TM
5000793149	AVX 13 x 1450
5000793150	AVX 13 x 1075
5000793150	AVX 13 x 1075 TM
5000793181	AVX 13 x 1175
5000793181	AVX 13 x 1175 TM
5000793182	AVX 13 x 1125
5000793182	AVX 13 x 1125 TM
5000814593	ZRK 1100
5000815440	ZRK 1102
5000816448	AVX 13 x 1125
5000816448	AVX 13 x 1125 TM
5000820749	AVX 13 x 1050
5000820749	AVX 13 x 1050 TM
5000820750	AVX 13 x 1425
5000820750	AVX 13 x 1425 TM
5000878606	AVX 13 x 1050
5000878606	AVX 13 x 1050 TM
5000878607	AVX 13 x 1375
5000878607	AVX 13 x 1375 TM
5000879339	AVX 13 x 1575
5000879339	AVX 13 x 1575 TM
5000879340	AVX 13 x 1775
5000879340	AVX 13 x 1775 TM
5000882120	AVX 13 x 950
5000882120	AVX 13 x 950 TM
5000954214	AVX 13 x 1625
5000954214	AVX 13 x 1625 TM
5000988950	AVX 13 x 1060 TM
5001001259	359UT
5001001267	ZRK 1100
5001001272	357ST
5001014471	AVX 13 x 1075
5001014471	AVX 13 x 1075 TM
5001014473	AVX 13 x 1175

RENAULT

5001014473	AVX 13 x 1175 TM
5001014573	AVX 13 x 1150
5001014573	AVX 13 x 1150 TM
5001014574	AVX 13 x 1450
5001014574	AVX 13 x 1450 TM
5001014848	AVX 13 x 1100
5001014848	AVX 13 x 1100 TM
5001822055	AVX 13 x 875
5001822055	AVX 13 x 875 TM
5001822405	AVX 13 x 1600
5001822405	AVX 13 x 1600 TM
5001822980	AVX 13 x 1600
5001822980	AVX 13 x 1600 TM
5001823624	AVX 13 x 1525
5001823624	AVX 13 x 1525 TM
5001836605	ZRK 1312
5001844336	AVX 13 x 1750
5001844336	AVX 13 x 1750 TM
500786245	AVX 13 x 1475
500786245	AVX 13 x 1475 TM
5010019725	AVX 13 x 1475
5010019725	AVX 13 x 1475 TM
5010095041	6 PK 1110 TM
5010128087	XPB 1500
5010222059	AVX 13 x 1825
5010222059	AVX 13 x 1825 TM
5010248035	6 PK 1080 TM
5010257794	AVX 13 x 1300
5010257794	AVX 13 x 1300 TM
5010284590	AVX 13 x 1500
5010284590	AVX 13 x 1500 TM
5010284890	AVX 13 x 1175
5010284890	AVX 13 x 1175 TM
5010284906	6 PK 1055
5010284916	4 PK 1015
5010295397	5 PK 1025 TM
5010295531	6 PK 1065 TM
5010330805	8 PK 1560 TM
5010330872	6 PK 1425 TM
5010359915	6 PK 1065 TM
5010359916	6 PK 1425 TM
5010412143	6 PK 1245 TM
5010437106	6 PK 1055
5010437130	AVX 13 x 1525
5010437130	AVX 13 x 1525 TM
5010437300	AVX 13 x 1050
5010437300	AVX 13 x 1050 TM
5010437301	AVX 13 x 1060 TM
5010437309	AVX 13 x 1060 TM
5010437598	6 PK 1055
5010437648	6 PK 1055
5010477334	5 PK 1025 TM
5010477336	5 PK 1045 TM
5010477337	5 PK 1240 TM
5010477766	6 PK 1395 TM
5010477837	5 PK 1045 TM
5010550411	5 PK 1260 TM
6000002810	AVX 10 x 675
6000003202	AVX 10 x 675
6000003312	AVX 10 x 675
6000068014	6 PK 825
6001008128	AVX 10 x 1200
6001548021	4 PK 715
6005000475	AVX 13 x 1275
6005000844	AVX 10 x 1050



Teilenummer Part number	Abmessung Dimension	Teilenummer Part number	Abmessung Dimension	Teilenummer Part number	Abmessung Dimension
RENAULT		RENAULT		RENAULT	
6005000927	AVX 13 x 1250	7700111671	5 PK 1750	7700503052	AVX 10 x 850
7420543484	8 PK 1435 TM	7700111761	ZRK 1075	7700523844	AVX 10 x 700
7420725537	8 PK 1515 TM	7700111822	346ST	7700525075	AVX 10 x 1200
7430638277	246ST	7700111983	ZRK 1195	7700525076	AVX 10 x 1225
7438610040	KT 1317	7700112528	ZRK 1327	7700532588	AVX 10 x 625
7438610041	KT 1118	7700112719	6 PK 1210	7700545221	AVX 10 x 825
7438630590	707UT	7700113061	ZRK 1103	7700546002	AVX 10 x 825
7438642251	246ST	7700113373	ZRK 1327	7700546003	AVX 10 x 825
7438670484	246ST	7700113558	ZRK 1470	7700546003	AVX 10 x 838
7439135036	708ST	7700113559	ZRK 1183	7700547324	AVX 10 x 650
7439135733	ZRK 1191	7700114127	ZRK 1436	7700549230	AVX 10 x 1225
7439146139	714UR	7700114235	6 PK 1660	7700557552	AVX 10 x 850
7439146376	707UT	7700114352	6 PK 1400	7700559731	AVX 10 x 700
7439146377	707UT	7700114635	6 PK 1125	7700565018	AVX 10 x 725
7439146899	6 PK 1240	7700114730	6 PK 1130	7700566951	AVX 10 x 838
7439146900	6 PK 1605	7700114860	167UT	7700567694	AVX 10 x 675
7439180954	ZRK 1191	7700115075	632ST	7700567695	AVX 10 x 650
7439440329	246ST	7700115862	298ST	7700579245	AVX 10 x 1075
7439440383	ZRK 1187	7700116047	ZRK 1069	7700579245	AVX 10 x 1075 TM
7700006809	AVX 10 x 1225	7700116049	603UT	7700580482	AVX 10 x 850
7700008695	AVX 10 x 1400	7700116050	611UT	7700580778	AVX 13 x 992
7700010200	AVX 13 x 1285	7700116054	299UT	7700585501	AVX 13 x 1025
7700013050	AVX 10 x 1375	7700116058	ZRK 1069	7700586110	AVX 10 x 613
7700019548	AVX 10 x 1425	7700116192	632ST	7700586110	AVX 10 x 625
7700037231	10 PK 1240 TM	7700260886	6 PK 1025	7700589404	AVX 10 x 700
7700062268	8 PK 1540 TM	7700260887	4 PK 1125	7700590371	AVX 13 x 1175
7700066723	8 PK 1956 TM	7700260889	6 PK 1240	7700614038	AVX 10 x 864
7700066725	8 PK 1940 TM	7700260891	621SR	7700618657	ZRK 1051
7700066739	8 PK 2605 TM	7700266794	616SR	7700619572	AVX 10 x 625
7700068151	4 PK 1015	7700267321	AVX 13 x 925	7700621031	AVX 10 x 700
7700068536	8 PK 1610 TM	7700267321	AVX 13 x 925 TM	7700621031	AVX 10 x 710
7700069032	8 PK 1560 TM	7700267464	5 PK 1330	7700624261	AVX 10 x 725
7700100119	ZRK 1522	7700267782	617ST	7700624262	AVX 10 x 850
7700100460	ZRK 1197	7700267935	616SR	7700624361	AVX 10 x 725
7700100531	ZRK 1183	7700267945	AVX 13 x 925	7700627033	AVX 10 x 813
7700100670	ZRK 1075	7700267945	AVX 13 x 925 TM	7700627459	AVX 10 x 1075
7700100671	632ST	7700268227	AVX 13 x 850	7700627459	AVX 10 x 1075 TM
7700101248	ZRK 1470	7700268229	AVX 10 x 625	7700630569	AVX 10 x 913
7700101261	6 PK 1751	7700268230	AVX 10 x 1250	7700632624	AVX 13 x 900
7700101474	6 PK 1400	7700268232	AVX 10 x 1250	7700632624	AVX 13 x 900 TM
7700101840	ZRK 1195	7700268238	AVX 10 x 1250	7700634518	AVX 10 x 1000
7700102047	ZRK 1103	7700268296	AVX 10 x 775	7700638898	AVX 11,9 x 758
7700103243	ZRK 1183	7700268754	AVX 10 x 1250	7700639484	AVX 10 x 1300
7700104596	ZRK 1195	7700271121	AVX 10 x 685	7700640354	AVX 10 x 975
7700105888	6 PK 1190	7700271122	AVX 10 x 725	7700644463	AVX 10 x 685
7700106241	ZRK 1103	7700271218	3 PK 775	7700646190	AVX 10 x 685
7700106243	ZRK 1183	7700271603	4 PK 1180	7700646222	AVX 10 x 825
7700107150	168UT	7700271618	609UR	7700646222	AVX 10 x 838
7700107175	6 PK 1751	7700271648	6 PK 1550	7700647366	AVX 10 x 1075
7700107249	631UT	7700272653	4 PK 1165	7700647366	AVX 10 x 1075 TM
7700107261	ZRK 1075	7700272741	6 PK 1550	7700647521	AVX 10 x 1013
7700107305	ZRK 1075	7700273010	4 PK 1260	7700648156	AVX 10 x 850
7700107493	5 PK 1110	7700273245	4 PK 1265	7700649825	AVX 10 x 775
7700107494	5 PK 1104	7700273277	630UT	7700649923	AVX 10 x 1075
7700108117	335ST	7700273279	ZRK 1317	7700649923	AVX 10 x 1075 TM
7700108148	5 PK 1125	7700273280	ZRK 1317	7700654664	AVX 10 x 613
7700108412	ZRK 1470	7700273611	ZRK 1317	7700654665	AVX 13 x 1015
7700108589	6 PK 1138	7700273650	ZRK 1317	7700654665	AVX 13 x 1015 TM
7700108626	242UT	7700300347	5 PK 1200	7700658289	AVX 10 x 1000
7700108920	167UT	7700300348	6 PK 858	7700658289	AVX 11,9 x 1010
7700109226	5 PK 1125	7700300614	6 PK 845	7700660586	614ST
7700109477	6 PK 1795	7700315600	6 PK 870	7700662412	AVX 10 x 700
7700109601	ZRK 1067	7700315601	6 PK 850	7700663010	AVX 10 x 1013
7700109632	ZRK 1067	7700332862	6 PK 1165	7700663157	AVX 13 x 825
7700110203	ZRK 1462	7700479118	AVX 11,9 x 758	7700663544	ZRK 1261



Teilenummer Part number	Abmessung Dimension
----------------------------	------------------------

Teilenummer Part number	Abmessung Dimension
----------------------------	------------------------

Teilenummer Part number	Abmessung Dimension
----------------------------	------------------------

RENAULT	
---------	--

7700663550	ZRK 1051
7700664248	AVX 10 x 1225
7700665224	625ST
7700666593	ZRK 1267
7700667399	AVX 10 x 1013
7700667399	AVX 11,9 x 1010
7700667586	AVX 13 x 865
7700670935	AVX 10 x 1225
7700673236	AVX 10 x 600
7700680398	AVX 10 x 1300
7700680399	AVX 10 x 1013
7700680399	AVX 11,9 x 1010
7700682388	AVX 10 x 800
7700682425	AVX 10 x 813
7700683283	AVX 10 x 825
7700683284	AVX 13 x 1050
7700685633	AVX 10 x 1140
7700690029	AVX 13 x 835
7700690965	AVX 10 x 1140
7700691465	AVX 13 x 1025
7700692315	180ST
7700692315	614ST
7700694741	AVX 11,9 x 1010
7700696055	ZRK 1101
7700696825	AVX 11,9 x 1010
7700696986	606ST
7700696987	607UT
7700697947	AVX 11,9 x 1183
7700699438	AVX 13 x 1025
7700704697	AVX 10 x 700
7700704698	AVX 10 x 710
7700704701	AVX 10 x 700
7700708337	607UT
7700708784	AVX 10 x 990
7700709398	4 PK 875
7700711047	ZRK 1101
7700717284	ZRK 1129
7700717899	4 PK 884
7700718260	AVX 13 x 725
7700718261	4 PK 884
7700718601	AVX 13 x 750
7700718725	ZRK 1129
7700718726	ZRK 1131
7700718752	ZRK 1133
7700718836	ZRK 1131
7700720082	AVX 13 x 875
7700720082	AVX 13 x 875 TM
7700720366	601ST
7700720452	5 PK 870
7700720582	AVX 11,9 x 1010
7700720780	5 PK 1165
7700721690	618UT
7700722452	625ST
7700722704	6 PK 1710
7700723964	6 PK 884
7700725577	ZRK 1276
7700726440	602ST
7700727166	ZRK 1147
7700729330	4 PK 875
7700729540	5 PK 850
7700729580	ZRK 1129
7700729751	6 PK 1175
7700729752	6 PK 1138
7700731717	AVX 10 x 1140
7700731718	AVX 10 x 1140

RENAULT	
---------	--

7700731789	AVX 10 x 1175
7700732795	AVX 10 x 1140
7700733489	611UT
7700733788	5 PK 886
7700734955	5 PK 886
7700735486	603UT
7700735904	6 PK 1695
7700735905	6 PK 1460
7700736085	600ST
7700736204	AVX 10 x 1000
7700736419	610ST
7700736969	ZRK 1106
7700738035	6 PK 1100
7700738783	6 PK 1413
7700740637	6 PK 1165
7700741506	ZRK 1276
7700742336	AVX 10 x 690
7700743548	6 PK 870
7700743549	6 PK 1175
7700743777	ZRK 1018
7700744380	6 PK 1165
7700744391	AVX 10 x 725
7700744961	5 PK 850
7700745215	614ST
7700745397	6 PK 1010
7700746125	AVX 11,9 x 1010
7700747381	6 PK 850
7700749104	AVX 10 x 1005
7700749115	AVX 11,9 x 758
7700749117	AVX 11,9 x 758
7700749225	ZRK 1145
7700749393	6 PK 900
7700850028	3 PK 815
7700850113	3 PK 715
7700850114	4 PK 1075
7700850603	604UR
7700850766	6 PK 1190
7700850789	605UR
7700851321	612SR
7700851954	6 PK 1550
7700852114	625ST
7700852410	608SR
7700853230	6 PK 1145
7700853242	613UR
7700853550	623UT
7700853616	6 PK 1190
7700853660	ZRK 1131
7700853838	3 PK 890
7700853862	ZRK 1261
7700853887	4 PK 1218
7700853990	4 PK 1218
7700854083	AVX 10 x 1250
7700854163	ZRK 1129
7700854326	4 PK 1065
7700854495	3 PK 890
7700855096	4 PK 1060
7700855098	6 PK 1740
7700856107	4 PK 735
7700856127	626UT
7700856351	ZRK 1131
7700856888	624SR
7700857065	6 PK 1165
7700857070	6 PK 1660
7700857071	6 PK 1432
7700857325	ZRK 1135

RENAULT	
---------	--

7700857879	627ST
7700858762	AVX 10 x 1150
7700859638	6 PK 1950
7700859639	6 PK 1010
7700859654	6 PK 1685
7700860463	6 PK 1642
7700860795	ZRK 1197
7700860833	5 PK 900
7700860897	ZRK 1204
7700861464	5 PK 655
7700861465	5 PK 775
7700861466	5 PK 1378
7700861467	4 PK 962
7700862173	5 PK 1260
7700862615	628UT
7700863095	ZRK 1103
7700863111	611UT
7700863112	603UT
7700863113	602ST
7700864019	5 PK 820
7700864813	6 PK 1153
7700865429	6 PK 1138
7700865588	5 PK 1515
7700866063	6 PK 1125
7700866437	3 PK 835
7700867939	5 PK 905
7700868273	5 PK 880
7700868878	6 PK 1125
7700869440	6 PK 894
7700869538	6 PK 1642
7700869685	4 PK 995
7700869686	4 PK 1237
7700869687	3 PK 1040
7700870367	4 PK 735
7700870896	4 PK 735
7700870961	6 PK 1685
7700871168	614ST
7700871169	625ST
7700872023	ZRK 1436
7700872531	627ST
7700872533	5 PK 880
7700872579	ZRK 1436
7700873731	627ST
7700874202	6 PK 1400
7700875305	195UT
7700875307	631UT
7700875412	ZRK 1522
7700875439	ZRK 1195
7700875585	ZRK 1146
77008857325	ZRK 1135
7701005702	AVX 10 x 1215
7701009603	AVX 10 x 1200
7701010887	AVX 10 x 1175
7701017999	AVX 10 x 1050
7701018003	AVX 10 x 913
7701018003	AVX 10 x 925
7701018005	AVX 13 x 1050
7701018005	AVX 13 x 1050 TM
7701023183	AVX 13 x 1300
7701023183	AVX 13 x 1300 TM
7701027182	AVX 10 x 1350
7701029700	AVX 10 x 1060
7701029702	AVX 10 x 1175
7701029703	AVX 10 x 1200
7701029704	AVX 10 x 1250

Teilenummer Part number	Abmessung Dimension	Teilenummer Part number	Abmessung Dimension	Teilenummer Part number	Abmessung Dimension
RENAULT		RENAULT		RENAULT	
7701029705	AVX 10 x 1250	7701468168	KT 1048	7711115394	169ST
7701029706	AVX 13 x 1300	7701469774	KT 1059	8200004342	6 PK 1775
7701029706	AVX 13 x 1300 TM	7701469776	KT 1117	8200004593	399UT
7701029707	AVX 10 x 1350	7701469821	KT 1086	8200007980	398ST
7701029708	AVX 10 x 1175	7701469822	KT 1065	8200009194	398ST
7701029709	AVX 10 x 1225	7701469823	KT 1066	8200009194B	398ST
7701029710	AVX 10 x 1400	7701469833	KT 1018	8200020924	5 PK 1130
7701029736	AVX 10 x 1050	7701471382	KT 1406	8200023912	6 PK 1145
7701035242	ZRK 1312	7701471426	KT 1141	8200027520	4 PK 735
7701035651	4 PK 560	7701471519	KT 1118	8200034396	5 PK 1200
7701035652	5 PK 820	7701471520	KT 1317	8200035827	169ST
7701035653	ZRK 1239	7701471769	KT 1091	8200036780	ZRK 1069
7701039690	5 PK 925	7701471770	KT 1229	8200039519	ZRK 1325
7701040204	359UT	7701471771	KT 1229	8200041848	3 PK 750
7701040944	4 PK 560	7701471772	KT 1098	8200041850	4 PK 925
7701043483	ZRK 1312	7701471773	KT 1217	8200041851	4 PK 905
7701044188	ZRK 1332	7701471774	KT 1340	8200041852	4 PK 1540
7701052770	6 PK 1920	7701471864	KT 1131	8200045127	167UT
7701055086	6 PK 1920	7701471866	KT 1129	8200045735	632ST
7701057890	7 PK 1920	7701471974	KT 1406	8200046148	ZRK 1475
7701057891	7 PK 1640	7701472185	KT 1434	8200051091	603UT
7701063978	ZRK 1436	7701472292	KT 1315	8200051092	611UT
7701063979	ZRK 1145	7701472329	KT 1392	8200058139	6 PK 1642
7701063980	ZRK 1075	7701472644	KT 1126	8200059395	6 PK 1138
7701063999	ZRK 1183	7701472675	KT 1126	8200059423	6 PK 850
7701064005	ZRK 1327	7701472696	KT 1408	8200059425	6 PK 870
7701064316	ZRK 1475	7701472725	KT 1128	8200061345	167UT
7701064326	ZRK 1069	7701472726	KT 1018	8200061673	5 PK 1110
7701064333	5 PK 886	7701473001	KT 1252	8200061697	167UT
7701064344	6 PK 1642	7701473053	KT 1315	8200064664	342ST
7701064349	5 PK 880	7701473120	KT 1368	8200065601	3 PK 740
7701065088	6 PK 1215	7701473312	KT 1434	8200071399	7 PK 1785
7701069667	7 PK 1640	7701473849	KT 1392	8200072113	7 PK 1125
7701268230	AVX 10 x 1275	7701474019	KT 1312	8200078576	6 PK 1605
7701348137	AVX 10 x 660	7701474021	KT 1409	8200079341	298ST
7701348228	AVX 10 x 725	7701474022	KT 1312	8200086697	167UT
7701348229	AVX 10 x 850	7701474022	KT 1315	8200088894	ZRK 1183
7701348230	AVX 10 x 775	7701474023	KT 1409	8200089047	6 PK 1190
7701348230	AVX 11,9 x 758	7701474359	KT 1410	8200093814	6 PK 1800
7701348323	AVX 10 x 650	7701474443	KT 1371	8200098343	ZRK 1183
7701348346	AVX 13 x 850	7701474514	6 PK 1105	8200102612	630UT
7701348507	AVX 10 x 1013	7701474517	4 PK 775	8200102941	343ST
7701348507	AVX 11,9 x 1010	7701474950	6 PK 1100	8200103069	169ST
7701348508	AVX 10 x 1075	7701475115	KT 1368	8200106085	ZRK 1427
7701348508	AVX 10 x 1075 TM	7701476571	KT 1368	8200111788	7 PK 1775
7701348549	AVX 10 x 700	7701476674	KT 1315	8200113203	6 PK 1795
7701348801	ZRK 1051	7701476675	KT 1312	8200127467	398ST
7701348934	AVX 10 x 1300	7701476675	KT 1476	8200127627	ZRK 1462
7701349028	AVX 10 x 825	7701476745	KT 1252	8200127693	7 PK 1785
7701349028	AVX 10 x 838	7701476884	KT 1129	8200142350	ZRK 1470
7701349038	AVX 10 x 825	7701476885	KT 1059	8200181178	ZRK 1075
7701349225	AVX 10 x 600	7701477012	KT 1368	8200188959	6 PK 1830
7701349226	AVX 10 x 635	7701477013	KT 1126	8200191324	440ST
7701349245	AVX 10 x 800	7701477014	KT 1406	8200200665	7 PK 1793
7701349425	AVX 10 x 900	7701477022	KT 1409	8200200666	7 PK 1145
7701349538	AVX 10 x 1140	7701477023	KT 1410	8200206889	5 PK 1125
7701349580	AVX 10 x 950	7701477024	KT 1128	8200208422	ZRK 1470
7701349590	AVX 10 x 950	7701477028	KT 1368	8200211651	4 PK 715
7701349594	AVX 11,9 x 1010	7701477048	KT 1434	8200211784	630UT
7701349620	AVX 11,9 x 1010	7701477050	KT 1371	8200211989	7 PK 1793
7701468163	KT 1046	7701477093	KT 1409	8200221695	ZRK 1475
7701468164	KT 1043	7701477184	KT 1312	8200222092	167UT
7701468165	KT 1065	7701477380	KT 1392	8200226493	6 PK 1660
7701468166	KT 1264	77018230	AVX 11,9 x 758	8200241629	ZRK 1325
7701468167	KT 1010	770749528	3PK 705	8200243021	6 PK 1205



Teilenummer Part number	Abmessung Dimension
----------------------------	------------------------

Teilenummer Part number	Abmessung Dimension
----------------------------	------------------------

Teilenummer Part number	Abmessung Dimension
----------------------------	------------------------

RENAULT

8200244615	335ST
8200248497	ZRK 1428
8200251983	ZRK 1428
8200322233	7 PK 1035
8200322234	7 PK 880
8200344791	ZRK 1325
8200347761	440ST
8200356268	6 PK 1820
8200356446	7 PK 1970
8200366318	ZRK 1325
8200420960	631UT
8200420964	631UT
8200454895	169ST
8200461911	ZRK 1462
8200465689	7 PK 1105
8200466868	6 PK 1840
8200469376	611UT
8200483288	242UT
8200493939	7 PK 880
8200499908	167UT
8200499909	167UT
8200508612	ZRK 1325
8200537021	ZRK 1317
8200537023	ZRK 1470
8200537026	ZRK 1470
8200537033	ZRK 1325
8200542739	ZRK 1475
8200542740	ZRK 1067
8200542741	ZRK 1075
8200542743	ZRK 1428
8200542746	ZRK 1069
8200545581	ZRK 1103
8200585574	343ST
8200644900	7 PK 1110
8200676403	167UT
8200676404	167UT
8200704394	169ST
8200709717	346ST
8200786314	5 PK 1125
8200795488	7 PK 1110
8200821800	6 PK 1820
8200821813	6 PK 1205
8200821816	6 PK 1130
8200830182	3 PK 740
8200830184	7 PK 880
8200830187	4 PK 905
8200830190	4 PK 925
8200830192	4 PK 1540
8200830196	7 PK 1035
8200833541	5 PK 1750
8200833543	6 PK 1605
8200833549	6 PK 1795
8200833550	7 PK 1125
8200833554	7 PK 1785
8200833555	7 PK 1793
8200833558	7 PK 1793
8200833566	6 PK 1145
8200833568	6 PK 1775
8200833570	6 PK 1795
8200833574	7 PK 1105
8200839580	398ST
8200841132	5 PK 1110
8200846156	6 PK 1190
8200850092	5 PK 1200
8200897097	ZRK 1470

RENAULT

8200897100	ZRK 1470
8200989169	167UT
8200989172	167UT
82003331030	6 PK 1920
921232003	AVX 13 x 800
921232003	AVX 13 x 800 TM
921232007	AVX 13 x 1525
921232007	AVX 13 x 1525 TM
9618337580	ZRK 1703
96251516	6 PK 1605
96294079	6 PK 1600
9629407980	6 PK 1600
9630034080	6 PK 1600
96300342	6 PK 1600
9632391980	6 PK 1600
9632600080	6 PK 1600
9638027080	6 PK 1580
9638027180	6 PK 1580
9649592880	6 PK 1590
9652391980	6 PK 1600
98412210	4 PK 560
98423681	5 PK 850
98452287	5 PK 820
98456477	ZRK 1332

RENAULT TRUCKS

5010477838	9 PK 1690 TM
5010550335	KT 7001

ROLLS-ROYCE

11287544787	6 PK 1605
UE34568	AVX 10 x 875
UE34569	AVX 10 x 925

ROVER

13H924	AVX 10 x 935
13H924	AVX 10 x 938
219560	AVX 10 x 813
247920	AVX 10 x 913
247939	AVX 10 x 950
247941	AVX 13 x 1575
276451	AVX 13 x 1475
276741	AVX 13 x 1375
278546	AVX 10 x 850
278547	AVX 10 x 875
279023126306	4 PK 725
279123116302	5 PK 1070
31110P44G03	5 PK 954
31110PB0004	5 PK 954
31110PH7013	3 PK 1080
31110PH7013	3 PK 1080
33402327	AVX 10 x 813
38920P1K505	4 PK 795
38920P2A003	4 PK 825
38920PTO003	5 PK 1104
513907	AVX 10 x 888
524200	AVX 10 x 1050
563132	AVX 10 x 1025
56992P44G03	4 PK 1075
56992PTOJ01	4 PK 1075
596433	AVX 10 x 900
602319	AVX 10 x 1150
611612	AVX 13 x 1000
613602	AVX 10 x 1225
614106	AVX 13 x 925

ROVER

9194009101	4 PK 913
ADU6528	AVX 10 x 938
ADU8335	259UT
ADU9401	AVX 10 x 1050
AHU2716	3 PK 750
AHU2749	6 PK 1445
BMK1020	AVX 13 x 1350
BMK1046	AVX 13 x 1125
BMK1067	AVX 13 x 1125
BMK1113	AVX 13 x 1075
BMK1963	AVX 10 x 800
BMK686	AVX 10 x 1075
BMK686	AVX 10 x 1075 TM
BMK977	AVX 13 x 1300
CAM7910	AVX 10 x 950
CAM9135	878ST
CAM9153	878ST
CDU2160	3 PK 750
CDU2749	ZRK 1151
CDU3558	258ST
CDU3559	177ST
DBP4066	3 PK 763
DBP4067	3 PK 763
DBP4131	ZRK 1109
DBP4281	3 PK 750
DBP9213	3 PK 740
DBP9214	3 PK 740
DBP9289	ZRK 1109
DBP9290	877ST
DBP9291	877ST
ECP244	ZRK 1199
ERC0026	AVX 13 x 1175
ERC0400	AVX 13 x 850
ERC1347	AVX 13 x 850
ERC2774	AVX 13 x 850
ERC304	AVX 10 x 913
ERC5146	AVX 13 x 750
ERC5836	AVX 10 x 1125
ERC675	AVX 13 x 925
ERC68886	AVX 10 x 1025
ERC7333	ZRK 1214
ERC7763	ZRK 1214
ERC8861	388ST
ERC8938	AVX 10 x 1050
ERR1092	ZRK 1307
ERS0815	ZRK 1307
ETC4272	AVX 13 x 800
ETC7333	ZRK 1214
ETC9080	AVX 13 x 875
FDU1053	875ST
FDU1055	875ST
FDU1464	ZRK 1178
FDU1466	ZRK 1166
FDU1817EVA	3 PK 763
FDU2691	875ST
GCB10937	AVX 10 x 935
GCB10937	AVX 10 x 938
GFB101	AVX 10 x 925
GFB101415	6 PK 1413
GFB101448	6 PK 1445
GFB102	AVX 10 x 813
GFB103	AVX 10 x 900
GFB104	AVX 10 x 825
GFB105	AVX 10 x 1110
GFB1120	5 PK 2030

Teilenummer Part number	Abmessung Dimension	Teilenummer Part number	Abmessung Dimension	Teilenummer Part number	Abmessung Dimension
ROVER		ROVER		ROVER	
GFB1121	5 PK 870	GFB358	4 PK 913	GMB61185	6 PK 1185
GFB1122	6 PK 1560	GFB359	3 PK 1080	GMB61290	6 PK 1285
GFB1123	6 PK 1285	GFB360	3 PK 763	GMB61415	6 PK 1413
GFB120	AVX 10 x 864	GFB366	3 PK 740	GMB61448	6 PK 1445
GFB121	AVX 10 x 850	GFB367	3 PK 763	GMB61465	6 PK 1460
GFB122	AVX 10 x 1125	GFB371	3 PK 1080	GMB61553	6 PK 1555
GFB123	AVX 13 x 1100	GFB372	3 PK 763	GMB70755	3 PK 750
GFB124	AVX 10 x 1025	GFB373	3 PK 763	GRP101448	6 PK 1445
GFB127	AVX 10 x 888	GFB375	4 PK 870	GTB1127A	ZRK 1114
GFB128	AVX 13 x 1075	GFB378	3 PK 1080	GTB1238XS	ZRK 1151
GFB136	AVX 10 x 975	GFB400	4 PK 813	GTB1289	ZRK 1020
GFB142	AVX 10 x 1100	GFB402	5 PK 954	GTB1290	ZRK 1181
GFB144	AVX 10 x 1275	GFB403	5 PK 954	GTB1291	ZRK 1171
GFB145	AVX 10 x 975	GFB404	5 PK 1104	GTB1292	ZRK 1152
GFB147	AVX 13 x 1175	GFB405	4 PK 1075	GTB1497XS	ZRK 1749
GFB165	AVX 10 x 1050	GFB406	5 PK 1104	GTB2003	ZRK 1077
GFB168	AVX 10 x 1025	GFB407	5 PK 1104	GTB2004	ZRK 1076
GFB170	AVX 10 x 1125	GFB408	3 PK 785	GTB2005XS	ZRK 1171
GFB176	AVX 10 x 888	GFB50949	AVX 10 x 950	GTB2017XS	ZRK 1299
GFB183	AVX 10 x 825	GFB60838	AVX 10 x 838	GTB9000	ZRK 1350
GFB183	AVX 10 x 838	GFB60937	AVX 10 x 935	GTB9003XS	ZRK 1299
GFB185	AVX 10 x 813	GFB60937	AVX 10 x 938	GTB9005	ZRK 1334
GFB189	AVX 13 x 1075	GFB61038	AVX 10 x 1050	JPB100045EV	4 PK 813
GFB192	AVX 10 x 838	GFB701	AVX 10 x 935	LHN10013	ZRK 1262
GFB195	AVX 10 x 825	GFB701	AVX 10 x 938	LHN10015	ZRK 1262
GFB196	AVX 10 x 888	GFB702	5 PK 698	LHN10016	ZRK 1020
GFB197	AVX 10 x 838	GFB70755	3 PK 750	LHN100390	ZRK 1299
GFB202	AVX 10 x 1225	GFB80743	4 PK 735	LHN100410	ZRK 1350
GFB205	AVX 10 x 950	GFB80750	4 PK 750	LHN100560	ZRK 1749
GFB206	AVX 10 x 950	GFB80755	4 PK 755	LHN100760	ZRK 1334
GFB20864	AVX 13 x 850	GFB80760	4 PK 763	LHN100830	ZRK 1299
GFB209	AVX 10 x 1100	GFB80770	4 PK 775	LHP100070	277UT
GFB210	AVX 10 x 838	GFB80795	4 PK 795	LHP10009	262UT
GFB21075	AVX 13 x 1075	GFB80910	4 PK 913	LHP10010	284ST
GFB211	AVX 10 x 1225	GFB80925	4 PK 920	LHP10011	193ST
GFB212	AVX 10 x 950	GFB90633	5 PK 640	LHP10013	254ST
GFB213	AVX 10 x 1100	GFB90698	5 PK 698	LHP10014	177ST
GFB214	AVX 10 x 913	GFB91150	5 PK 1145	LHP10015	258ST
GFB215	AVX 13 x 1175	GFB91165	5 PK 1165	LHP10016	193ST
GFB216	AVX 13 x 850	GFB91170	5 PK 1175	LHP100390	336ST
GFB223	AVX 10 x 888	GFB91496	5 PK 1500	LHP100440	876ST
GFB227	AVX 13 x 1175	GFB91790	5 PK 1790	LHP100450	876ST
GFB233	AVX 13 x 850	GMB101	4 PK 790	LHP100550	338ST
GFB240	AVX 10 x 838	GMB102	4 PK 795	LHP100590	274ST
GFB243	AVX 13 x 1075	GMB103	4 PK 813	LHP100790	224ST
GFB246	AVX 10 x 1050	GMB104	5 PK 954	LHP100840	340ST
GFB248	AVX 10 x 1100	GMB107	4 PK 1075	LHV100080	255UT
GFB249	AVX 10 x 950	GMB108	4 PK 870	LHV100120	337UT
GFB250	AVX 10 x 950	GMB109	4 PK 825	LHV100160	341UT
GFB251	AVX 10 x 813	GMB30735	3 PK 750	LHV100160A	341UT
GFB252	AVX 10 x 825	GMB30738	3 PK 740	MVF10001	ZRK 1076
GFB253	AVX 10 x 838	GMB30755	3 PK 750	PQS000367EV	3 PK 763
GFB255	AVX 10 x 950	GMB40750	4 PK 750	PQS000403EV	5 PK 954
GFB258	AVX 10 x 1050	GMB40770	4 PK 775	PQS051495EV	5 PK 1500
GFB259	AVX 13 x 925	GMB40910	4 PK 913	PQS10009EV	AVX 10 x 938
GFB260	AVX 10 x 710	GMB50735	5 PK 735	PQS10013	4 PK 750
GFB262	AVX 10 x 975	GMB50830	5 PK 830	PQS10013EV	4 PK 750
GFB264	AVX 13 x 1075	GMB50956	5 PK 954	PQS10028	4 PK 775
GFB272	AVX 10 x 935	GMB51145	5 PK 1145	PQS10028EV	4 PK 775
GFB272	AVX 10 x 938	GMB51150	5 PK 1145	PQS10035	6 PK 1445
GFB273	AVX 10 x 875	GMB51165	5 PK 1165	PQS10043EV	5 PK 698
GFB303	AVX 13 x 1000	GMB51165XS	5 PK 1165	PQS10044	5 PK 1165
GFB350	3 PK 740	GMB51496	5 PK 1500	PQS10045EV	6 PK 1413
GFB352	3 PK 750	GMB51790	5 PK 1790	PQS10056EV	3 PK 1080
GFB356	3 PK 1080	GMB61180	6 PK 1185	PQS10065EV	3 PK 785



Teilenummer Part number	Abmessung Dimension
----------------------------	------------------------

Teilenummer Part number	Abmessung Dimension
----------------------------	------------------------

Teilenummer Part number	Abmessung Dimension
----------------------------	------------------------

ROVER

PQS100760EV	5 PK 1104
PQS100840	5 PK 735
PQS100850	6 PK 1460
PQS100940	5 PK 1145
PQS100950EV	5 PK 1790
PQS101010	4 PK 813
PQS101030	6 PK 1185
PQS101080	4 PK 790
PQS101140	5 PK 830
PQS101160EV	5 PK 954
PQS101180	5 PK 1200
PQS101210	6 PK 1555
PQS101261	6 PK 1285
PQS101262	6 PK 1285
PQS101271	6 PK 1560
PQS101272	6 PK 1560
PQS101290EV	4 PK 1075
PQS101300	5 PK 2030
PQS101310	5 PK 870
PQS101340	4 PK 870
PQS101380	4 PK 795
PQS101450	3 PK 740
PQS101460	4 PK 825
PQS101590	5 PK 1165
PWS100730E	5 PK 1104
RTC9019	AVX 13 x 1175
TKC2802	AVX 10 x 935
TKC2802	AVX 10 x 938
UAM1599	ZRK 1016
WAM2804	ZRK 1150
XHM460	ZRK 1199
XHM5788EVA	4 PK 913

SAAB

24435940	5 PK 1030
24452030	6 PK 1900
379117	AVX 13 x 1950
4029195	6 PK 2330
4029203	6 PK 2550
4029930	750UR
4165080	6 PK 1900
4237038	508UR
4356887	5 PK 1590
4356895	6 PK 2330
4356903	6 PK 2550
4359063	6 PK 2625
4359071	6 PK 2013
4360111	6 PK 2305
4360467	6 PK 2305
4395406	6 PK 2013
4395422	6 PK 2305
4395430	6 PK 1890
4395448	6 PK 2330
4395455	6 PK 2550
4395463	6 PK 2228
4448400	AVX 10 x 850
4504080	525UT
4552648	6 PK 2020
4575486	6 PK 1800
4575528	6 PK 1900
4621348	ZRK 1022
4752861	6 PK 2020
4770459	525UT
4770475	525UT
4770483	525UT

SAAB

4770491	ZRK 1022
4770558	525UT
4773842	524UT
4896312	6 PK 2000
4899555	6 PK 2020
4904116	6 PK 2550
4904728	6 PK 2625
4961058	6 PK 1800
4961066	6 PK 2345
4965687	6 PK 1980
5340526	6 PK 1800
5340534	6 PK 1900
5342464	6 PK 1920
53430443	6 PK 1920
5343280	6 PK 1900
55201363	6 PK 1725
55556404	5 PK 1030
55564662	6 PK 1725
5590344	6 PK 2415
71854429	508UR
731053	AVX 10 x 1025
7511728	AVX 10 x 975
7551674	5 PK 1610
7579881	5 PK 1610
7596679	5 PK 1590
8000397	AVX 10 x 1000
814186	AVX 13 x 1000
814187	AVX 13 x 1025
814188	AVX 13 x 1050
814189	AVX 13 x 1075
814190	AVX 13 x 1100
814191	AVX 13 x 1125
814192	AVX 13 x 1150
814193	AVX 13 x 1175
814194	AVX 13 x 1200
814195	AVX 13 x 1225
814196	AVX 13 x 1250
814197	AVX 13 x 1275
814199	AVX 13 x 1325
814200	AVX 13 x 1350
814201	AVX 13 x 1375
814202	AVX 13 x 1400
814203	AVX 13 x 1425
814204	AVX 13 x 1450
814205	AVX 13 x 1475
814206	AVX 13 x 1500
814207	AVX 13 x 1525
814208	AVX 13 x 1550
814209	AVX 13 x 1575
814210	AVX 13 x 1600
814211	AVX 13 x 1625
814212	AVX 13 x 1650
814213	AVX 13 x 1675
814214	AVX 13 x 1700
814215	AVX 13 x 1725
814216	AVX 13 x 1750
814217	AVX 13 x 1775
814218	AVX 13 x 1800
814219	AVX 13 x 1825
814222	AVX 13 x 1900
814774	AVX 13 x 950
830050	AVX 10 x 838
8322026	AVX 10 x 813
8339921	AVX 10 x 825
8339939	AVX 10 x 875

SAAB

833994	AVX 10 x 990
837573	AVX 10 x 763
8375735	AVX 10 x 775
837911	AVX 10 x 775
838492	AVX 10 x 975
883391	AVX 10 x 1100
90502734	6 PK 1900
9128739	506UT
9240033	418UT
93172363	5 PK 1240
93178807	421UT
93178811	ZRK 1540
93178812	ZRK 1466
93178816	371ST
9318056	5 PK 1610
93181196	6 PK 1413
93181966	371ST
93184450	6 PK 1413
93185049	6 PK 2625
93185050	6 PK 2345
93185051	6 PK 2550
93185058	6 PK 2305
93185336	ZRK 1540
93185379	6 PK 1395
93185756	6 PK 2120
93190810	6 PK 1395
93192015	6 PK 1413
9323510	AVX 10 x 975
9339409	AVX 10 x 1250
9341314	AVX 10 x 975
9347048	AVX 10 x 1250
9361791	AVX 10 x 1175
9367020	AVX 13 x 1175
9369133	AVX 10 x 975
9382383	AVX 13 x 1275

SAN

1752151A00	4 PK 813
1752161A00	4 PK 805
3545086CA0	6 PK 1470
4918160A00	4 PK 790
9514160A50	4 PK 805
9514160A60	4 PK 920

SANTANA

181675	AVX 10 x 1100
181677	AVX 13 x 925
711644	AVX 10 x 800

SAURER

1541330003	AVX 13 x 975
1541330003	AVX 13 x 975 TM
1541330004	AVX 13 x 1300
1541330004	AVX 13 x 1300 TM
4651330030	AVX 13 x 1250
4651330030	AVX 13 x 1250 TM

SAVIEM

0023245089	AVX 10 x 990
0023255089	AVX 10 x 990
0023255090	AVX 10 x 950
0023255097	AVX 10 x 925
0023255166	AVX 13 x 1200
0023255166	AVX 13 x 1200 TM
0023255179	AVX 13 x 1125



Teilenummer Part number	Abmessung Dimension	Teilenummer Part number	Abmessung Dimension	Teilenummer Part number	Abmessung Dimension
SAVIEM		SAVIEM		SAVIEM	
0023255179	AVX 13 x 1125 TM	5000020189	AVX 13 x 1400 TM	5000043771	AVX 13 x 1400 TM
0023255182	AVX 13 x 1050	5000020190	AVX 13 x 1475	5000044031	AVX 10 x 1225
0023255182	AVX 13 x 1050 TM	5000020190	AVX 13 x 1475 TM	5000044406	AVX 13 x 1125
0023255183	AVX 13 x 1375	5000021655	AVX 13 x 1325	5000044406	AVX 13 x 1125 TM
0023255183	AVX 13 x 1375 TM	5000021655	AVX 13 x 1325 TM	5000044717	AVX 10 x 990
0023255184	AVX 13 x 1400 TM	5000022632	AVX 13 x 1300	5000044858	AVX 13 x 900
0023255185	AVX 13 x 1450	5000022632	AVX 13 x 1300 TM	5000044858	AVX 13 x 900 TM
0023255185	AVX 13 x 1450 TM	50000255670	AVX 13 x 1475	5000046526	AVX 13 x 1250
0023255189	AVX 13 x 1650	50000255670	AVX 13 x 1475 TM	5000046526	AVX 13 x 1250 TM
0023255189	AVX 13 x 1650 TM	50000281868	AVX 13 x 1475	5000046541	AVX 13 x 1500
0023255191	AVX 13 x 1700	50000281868	AVX 13 x 1475 TM	5000046541	AVX 13 x 1500 TM
0023255191	AVX 13 x 1700 TM	5000030114	AVX 13 x 1800	5000047059	AVX 10 x 1075
0023255194	AVX 13 x 1050	5000030114	AVX 13 x 1800 TM	5000047059	AVX 10 x 1075 TM
0023255194	AVX 13 x 1050 TM	5000030307	AVX 13 x 1425	5000047950	AVX 10 x 1075
0023255195	AVX 13 x 1225	5000030307	AVX 13 x 1425 TM	5000047950	AVX 10 x 1075 TM
0023255195	AVX 13 x 1225 TM	5000030848	AVX 13 x 1750	5000047952	AVX 10 x 1200
0023255196	AVX 13 x 1100 TM	5000030848	AVX 13 x 1750 TM	5000048223	AVX 10 x 1200
0023255199	AVX 13 x 1100 TM	5000031149	AVX 13 x 1050	5000048793	AVX 10 x 1225
0023255604	AVX 13 x 900	5000031149	AVX 13 x 1050 TM	5000048794	AVX 10 x 1225
0023255604	AVX 13 x 900 TM	5000031150	AVX 13 x 1425	5000048795	AVX 13 x 900
0023255605	AVX 10 x 1225	5000031150	AVX 13 x 1425 TM	5000048795	AVX 13 x 900 TM
0023255644	AVX 13 x 1450	5000031369	AVX 13 x 1050	5000048858	AVX 13 x 900
0023255644	AVX 13 x 1450 TM	5000031369	AVX 13 x 1050 TM	5000048858	AVX 13 x 900 TM
0023255648	AVX 13 x 1550	5000031483	AVX 13 x 1050	5000048930	AVX 10 x 990
0023255648	AVX 13 x 1550 TM	5000031483	AVX 13 x 1050 TM	5000048933	AVX 13 x 1125
0023255702	AVX 13 x 1250	5000033012	AVX 13 x 1000	5000048933	AVX 13 x 1125 TM
0023255702	AVX 13 x 1250 TM	5000033012	AVX 13 x 1000 TM	5000048934	AVX 13 x 1175
0023255703	AVX 13 x 1325	5000033043	AVX 13 x 850	5000048934	AVX 13 x 1175 TM
0023255703	AVX 13 x 1325 TM	5000033045	AVX 13 x 750	5000049293	AVX 13 x 1125
0023255704	AVX 13 x 1325	5000033045	AVX 13 x 750 TM	5000049293	AVX 13 x 1125 TM
0023255704	AVX 13 x 1325 TM	5000034802	AVX 10 x 990	5000049298	AVX 13 x 900
0023255705	AVX 13 x 1375	5000035610	AVX 13 x 1200	5000049298	AVX 13 x 900 TM
0023255705	AVX 13 x 1375 TM	5000035610	AVX 13 x 1200 TM	5000049301	AVX 10 x 1225
0038445011	AVX 10 x 1150	5000037892	AVX 13 x 1950	5000049616	AVX 13 x 1400 TM
0038445015	AVX 13 x 1700	5000037892	AVX 13 x 1950 TM	5000049619	AVX 13 x 1200
0038445015	AVX 13 x 1700 TM	5000041119	AVX 13 x 900	5000049619	AVX 13 x 1200 TM
0038445016	AVX 13 x 1375	5000041119	AVX 13 x 900 TM	5000049858	AVX 13 x 900
0038445016	AVX 13 x 1375 TM	5000041121	AVX 13 x 900	5000049858	AVX 13 x 900 TM
0854343200	AVX 13 x 1050	5000041121	AVX 13 x 900 TM	5000157516	AVX 13 x 1025
0854343200	AVX 13 x 1050 TM	5000041122	AVX 10 x 1225	5000157516	AVX 13 x 1025 TM
0854649000	AVX 10 x 625	5000041514	AVX 13 x 1225	5000168026	AVX 13 x 1375
0854649100	AVX 10 x 650	5000041514	AVX 13 x 1225 TM	5000168026	AVX 13 x 1375 TM
0854679600	AVX 10 x 1050	5000042052	AVX 13 x 1325	5000168112	AVX 13 x 850
0854687200	AVX 10 x 975	5000042052	AVX 13 x 1325 TM	5000168115	AVX 13 x 1000
0855242700	AVX 10 x 1050	5000042347	AVX 13 x 1400 TM	5000168115	AVX 13 x 1000 TM
0855261000	AVX 13 x 925	5000042452	AVX 13 x 1125	5000168118	AVX 13 x 750
0855261000	AVX 13 x 925 TM	5000042452	AVX 13 x 1125 TM	5000168118	AVX 13 x 750 TM
0855471100	AVX 13 x 1175	5000042711	AVX 13 x 1250	5000168462	AVX 13 x 1050
0855471100	AVX 13 x 1175 TM	5000042711	AVX 13 x 1250 TM	5000168462	AVX 13 x 1050 TM
0855505800	AVX 10 x 850	5000043146	AVX 13 x 1125	5000182323	AVX 13 x 1550
0855633900	AVX 10 x 625	5000043146	AVX 13 x 1125 TM	5000182323	AVX 13 x 1550 TM
0855676000	AVX 10 x 725	5000043147	AVX 13 x 1175	5000182324	AVX 13 x 1950
0855676100	AVX 10 x 850	5000043147	AVX 13 x 1175 TM	5000182324	AVX 13 x 1950 TM
0855679400	AVX 13 x 875	5000043148	AVX 10 x 990	5000182326	AVX 13 x 1100 TM
0855679400	AVX 13 x 875 TM	5000043149	AVX 13 x 900	5000250769	AVX 13 x 1450
0855721100	AVX 10 x 750	5000043149	AVX 13 x 900 TM	5000250769	AVX 13 x 1450 TM
0855839800	AVX 10 x 700	5000043202	AVX 13 x 1225	5000280844	AVX 13 x 1450
0855931900	AVX 10 x 660	5000043202	AVX 13 x 1225 TM	5000280844	AVX 13 x 1450 TM
0857509200	AVX 13 x 1225	5000043347	AVX 13 x 1475	5000434559	AVX 13 x 1650
0857509200	AVX 13 x 1225 TM	5000043347	AVX 13 x 1475 TM	5000434559	AVX 13 x 1650 TM
50000182322	AVX 13 x 1650	5000043631	AVX 10 x 990	SCANIA	
50000182322	AVX 13 x 1650 TM	5000043649	AVX 13 x 900	0454282	8 PK 1255 TM
50000182325	AVX 13 x 1225	5000043649	AVX 13 x 900 TM	131350	AVX 13 x 1600 TM
50000182325	AVX 13 x 1225 TM	5000043705	AVX 13 x 1125	1354390	8 PK 1515 TM
5000020188	AVX 13 x 1400 TM	5000043705	AVX 13 x 1125 TM		



Teilenummer Part number	Abmessung Dimension
----------------------------	------------------------

Teilenummer Part number	Abmessung Dimension
----------------------------	------------------------

Teilenummer Part number	Abmessung Dimension
----------------------------	------------------------

SCANIA

1354390	KT 7007
1371531	8 PK 2045 TM
1371532	8 PK 2045 TM
1371533	8 PK 2164 TM
1371788	KT 7007
1372544	AVX 13 x 1600
1372544	AVX 13 x 1600 TM
1372545	AVX 13 x 1900
1372545	AVX 13 x 1900 TM
1374317	AVX 13 x 1750
1374317	AVX 13 x 1750 TM
1376316	8 PK 1515 TM
1389011	8 PK 1985 TM
1389012	8 PK 1540 TM
1389023	8 PK 1515 TM
1389024	8 PK 2130 TM
1389028	8 PK 1985 TM
1389029	8 PK 1540 TM
1389031	8 PK 2215 TM
1389034	8 PK 2215 TM
1389041	8 PK 2045 TM
1389042	8 PK 2164 TM
1389048	8 PK 2130 TM
1389049	8 PK 1515 TM
1389052	8 PK 2000 TM
1389058	8 PK 2080 TM
1389059	8 PK 1795 TM
1389060	8 PK 1255 TM
1389066	8 PK 1220 TM
139954	AVX 13 x 1500
139954	AVX 13 x 1500 TM
1420908	AVX 13 x 1900
1420908	AVX 13 x 1900 TM
1420909	AVX 13 x 1600
1420909	AVX 13 x 1600 TM
1420911	AVX 13 x 1600
1420911	AVX 13 x 1600 TM
1422283	AVX 13 x 1600
1422283	AVX 13 x 1600 TM
1454280	8 PK 1985 TM
1454281	8 PK 1540 TM
1454282	8 PK 1255 TM
1459988	KT 7007
149046	AVX 13 x 1625
149046	AVX 13 x 1625 TM
1490819	8 PK 2130 TM
1490821	8 PK 2130 TM
1493670	KT 7007
1503113	KT 7007
1512179	8 PK 2000 TM
1514865	8 PK 1795 TM
1519788	8 PK 1515 TM
1530960	8 PK 2164 TM
1530973	8 PK 1515 TM
1530974	8 PK 2045 TM
1530979	8 PK 2215 TM
1530984	8 PK 2080 TM
1531241	8 PK 1220 TM
153532	AVX 13 x 1500
153532	AVX 13 x 1500 TM
1545982	KT 7007
167644	AVX 13 x 1450
167644	AVX 13 x 1450 TM
167844	AVX 13 x 1450
167844	AVX 13 x 1450 TM

SCANIA

170391	AVX 13 x 1550
170391	AVX 13 x 1550 TM
170856	AVX 13 x 1250 TM
173494	AVX 13 x 1600 TM
173495	AVX 13 x 1625
173495	AVX 13 x 1625 TM
175858	AVX 13 x 1575
175858	AVX 13 x 1575 TM
179648	AVX 13 x 1525
179648	AVX 13 x 1525 TM
1800521	8 PK 1985 TM
188205	AVX 13 x 1450
188205	AVX 13 x 1450 TM
1888463	8 PK 1985 TM
1888464	8 PK 1540 TM
1888522	8 PK 1540 TM
205637	AVX 13 x 1300
205637	AVX 13 x 1300 TM
208981	AVX 13 x 1225
208981	AVX 13 x 1225 TM
287513	AVP 13 x 1825 TM
293009	AVX 13 x 1475
293009	AVX 13 x 1475 TM
293064	AVX 13 x 1200
293064	AVX 13 x 1200 TM
306596	AVX 13 x 1425
306596	AVX 13 x 1425 TM
402038	AVX 13 x 1425
402038	AVX 13 x 1425 TM
411299	AVX 13 x 1900
411299	AVX 13 x 1900 TM
422849	AVX 13 x 1800
422849	AVX 13 x 1800 TM
652150	AVX 13 x 1675
652150	AVX 13 x 1675 TM
804193	AVX 13 x 1175
804193	AVX 13 x 1175 TM
814186	AVX 13 x 1000
814186	AVX 13 x 1000 TM
814187	AVX 13 x 1025
814187	AVX 13 x 1025 TM
814188	AVX 13 x 1050
814188	AVX 13 x 1050 TM
814189	AVX 13 x 1075 TM
814190	AVX 13 x 1100 TM
814191	AVX 13 x 1125
814191	AVX 13 x 1125 TM
814192	AVX 13 x 1150
814192	AVX 13 x 1150 TM
814193	AVX 13 x 1175 TM
814194	AVX 13 x 1200
814194	AVX 13 x 1200 TM
814195	AVX 13 x 1225
814195	AVX 13 x 1225 TM
814196	AVX 13 x 1250
814196	AVX 13 x 1250 TM
814197	AVX 13 x 1275
814197	AVX 13 x 1275 TM
814198	AVX 13 x 1300
814198	AVX 13 x 1300 TM
814199	AVX 13 x 1325
814199	AVX 13 x 1325 TM
814200	AVX 13 x 1350 TM
814201	AVX 13 x 1375
814201	AVX 13 x 1375 TM

SCANIA

814202	AVX 13 x 1400 TM
814203	AVX 13 x 1425
814203	AVX 13 x 1425 TM
814204	AVX 13 x 1450
814204	AVX 13 x 1450 TM
814205	AVX 13 x 1475 TM
814206	AVX 13 x 1500
814206	AVX 13 x 1500 TM
814207	AVX 13 x 1525
814209	AVX 13 x 1575
814209	AVX 13 x 1575 TM
814210	AVX 13 x 1600 TM
814211	AVX 13 x 1600 TM
814211	AVX 13 x 1625
814211	AVX 13 x 1625 TM
814216	AVX 13 x 1750
814216	AVX 13 x 1750 TM
814218	AVX 13 x 1800 TM
814219	AVX 13 x 1825
814219	AVX 13 x 1825 TM
814220	AVX 13 x 1825
814220	AVX 13 x 1825 TM
814222	AVX 13 x 1900 TM
814774	AVX 13 x 950
814774	AVX 13 x 950 TM
814834	AVX 13 x 1300
814834	AVX 13 x 1300 TM
815359	AVX 13 x 1300
815359	AVX 13 x 1300 TM
8384927	AVX 10 x 975

SEAT

01201204	ZRK 1030
022145933G	6 DPK 1320
026109243	100UT
026109243	175UT
026109243A	100UT
026109243A	175UT
026109243C	100UT
026109243C	175UT
026109243E	100UT
026109243E	175UT
026109243F	100UT
026109243L	100UT
026109243L	175UT
026145271	AVX 10 x 730
026903137C	AVX 10 x 950
027109243	102ST
027198119	KT 1382
027903137	AVX 10 x 630
027903137A	AVX 10 x 864
028109119AC	ZRK 1339
028109119N	ZRK 1339
028109243B	129ST
028109243D	121ST
028109243E	128ST
028109243F	128ST
028109243G	121ST
028109244	111UT
028145271H	AVX 11,5 x 790
028145271M	AVX 11,5 x 790
028145278A	114SR
028145278E	114SR
028198119	KT 1004
028198119A	KT 1021

Teilenummer Part number	Abmessung Dimension	Teilenummer Part number	Abmessung Dimension	Teilenummer Part number	Abmessung Dimension
SEAT		SEAT		SEAT	
028198119B	KT 1014	037903137E	6 PK 894	03L198119	KT 1420
028198119C	KT 1358	037903137F	6 PK 975	03L903137	6 PK 1070
028198119E	KT 1087	037903137G	6 PK 975	03L903137A	6 PK 1580
028198119G	KT 1326	037903137H	6 PK 1035	03L903137B	6 EPK 842
028260849D	6 PK 1145	038109119N	ZRK 1338	03L998037	6 EPK 842
028260849J	6 PK 1145	038109119P	ZRK 1338	045109243A	152ST
028260849L	6 PK 1145	038109119S	ZRK 1338	045109243B	159ST
028903137AD	6 PK 925	038109243	155ST	045109243C	152ST
028903137AM	6 PK 925	038109243D	155ST	045109243D	159ST
028903137AP	5 PK 1219	038109243F	155ST	045109243F	162ST
028903137AS	6 PK 1055	038109243G	155ST	045109244A	160UT
028903137BB	6 PK 1045	038109243H	155ST	045109479B	161ST
028903137T	6 PK 1045	038109243M	162ST	045109479C	151ST
030109243D	125ST	038109243N	155ST	045260849	6 DPK 1188
030109243F	125ST	038109244B	132UT	045903137D	6 PK 995
030109243J	125ST	038109244C	132UT	045903137E	6 PK 858
030109243K	125ST	038109244E	150UT	047903137E	6 PK 1880
030109243L	222ST	038109244H	132UT	047903137G	6 PK 1520
030145933	6 PK 1100	038109244J	163UT	048109119G	ZRK 1222
030145933E	6 PK 1070	038109244M	132UT	048198119	KT 1381
030145933L	6 PK 1070	038109244Q	150UT	051109243	102ST
030145933M	6 PK 1070	038145276	140UR	051109243A	393ST
030145933R	6 PK 1070	038145933J	6 PK 1078	051198119	KT 1288
030145933T	6 PK 1070	038198119	KT 1238	05290313F	AVX 10 x 675
030198119A	KT 1034	038198119A	KT 1237	056109119A	ZRK 1056
030198119B	KT 1285	038198119B	KT 1248	058109244	119UT
030903137K	6 PK 737	038198119C	KT 1237	066145933J	6 DPK 1320
030903137T	6 PK 750	038198119F	KT 1226	066145933K	6 PK 1265
031130113D	ZRK 1265	038903137AA	6 PK 1185	068109243	101ST
032145933	6 PK 1185	038903137E	6 PK 1660	068109243C	101ST
032145933C	6 PK 1125	038903137G	6 PK 906	068109243F	101ST
032145933E	6 PK 1125	038903137J	6 PK 1660	068260849G	AVX 13 x 950
032145933G	6 PK 1125	038903137L	6 PK 1185	068903137D	AVX 10 x 965
032145933S	6 PK 1125	038903137M	6 PK 780	068903137D	AVX 11,9 x 950
032145933T	6 PK 1185	038903137S	6 DPK 1215	068903137D	AVX 11,9 x 965
032198119	KT 1032	039903137N	6 PK 1100	06A109119A	KT 1301
036109181A	147ST	03C145933A	5 PK 491	06A109479	120ST
036109243AB	146ST	03C260849A	6 PK 1700	06A109479A	120ST
036109243AC	148ST	03C903137A	6 PK 1600	06A109479B	120ST
036109243AD	146ST	03D145933AD	6 PK 1880	06A109479C	120ST
036109243AE	148ST	03D145933AG	6 PK 1450	06A145933D	6 PK 1125
036109243AG	148ST	03D145933S	6 PK 1460	06A145933L	6 PK 925
036109243E	146ST	03E260849A	6 PK 1870	06A198119B	KT 1230
036109243F	385ST	03E260849B	6 PK 1870	06A260849B	6 DPK 1195
036109243K	148ST	03F260849A	6 PK 1690	06A260849C	6 DPK 1195
036109243L	146ST	03F903137A	6 PK 1432	06A260849E	6 DPK 1195
036109243R	146ST	03G109119	ZRK 1468	06A260849K	6 PK 1035
036109244C	145UT	03G109119B	ZRK 1468	06A903315D	135SR
036109244D	145UT	03G109243	423ST	06A903315E	135SR
036109244J	145UT	03G109244	424UT	06A903849K	6 PK 1035
036145933AE	6 PK 1190	03G903137A	6 PK 950	06B109243	230ST
036145933AG	6 PK 737	03G903137B	6 PK 1055	06B109243A	127ST
036145933AJ	6 PK 1078	03G903137H	6 PK 820	06B109243D	127ST
036145933F	6 PK 1090	03L109119	ZRK 1544	06B109244	156UT
036145933H	6 PK 1550	03L109119A	ZRK 1544	06B109477	136ST
036145933J	6 PK 1078	03L109119B	ZRK 1572	06B109479	136ST
036145933M	6 PK 745	03L109119C	ZRK 1572	06B198119	KT 1230
036198119	KT 1374	03L109119D	ZRK 1544	06D109119B	ZRK 1443
036198119B	KT 1374	03L109119E	ZRK 1572	06D903137C	6 PK 1570
036198119C	KT 1445	03L109119F	ZRK 1544	06D903137E	6 PK 1570
036198119E	KT 1209	03L109119G	ZRK 1572	06F198119A	KT 1432
036198119F	KT 1374	03L109119J	ZRK 1572	06F260849E	6 PK 1045
037198119	KT 1258	03L109243A	466ST	06F260849L	6 PK 1055
037260849	6 PK 1153	03L109244C	160UT	06F903137E	6 PK 900
037260849C	6 PK 1153	03L109244D	119UT	06F903137L	6 PK 955



Teilenummer Part number	Abmessung Dimension
----------------------------	------------------------

SEAT

06H121605E	ZRK 1585
06J260849D	6 PK 1115
071145933F	6 PK 1285
071145933N	6 DPK 1352
1H0119137	2 PJ 800
1H0119137A	2 PJ 860
1K0260849B	6 PK 1100
1L0198001	KT 1381
357119137E	2 PJ 800
357119137F	2 PJ 860
3897656	AVX 10 x 1000
3901232	AVX 10 x 775
3902990	AVX 13 x 825
3904815	AVX 13 x 775
3910824	AVX 13 x 1175
3910825	AVX 13 x 1475
3919416	AVX 13 x 1450
3938725	AVX 10 x 875
3938737	AVX 10 x 875
3939739	AVX 10 x 800
39404860	AVX 10 x 750
39530770	AVX 10 x 825
4146147	AVX 10 x 750
4156392	AVX 10 x 800
4156931	AVX 10 x 800
4164623	AVX 10 x 785
4164869	ZRK 1088
4253056	AVX 13 x 750
4365185	ZRK 1030
4367051	ZRK 1054
4406634	ZRK 1057
4418465	ZRK 1030
4420507	ZRK 1051
6K0198001A	KT 1034
6K0198001B	KT 1288
6K0198001D	KT 1032
6Q0260849A	6 PK 1735
6Q0903137A	6 PK 1090
EA03231005	AVX 10 x 750
EA03231006	AVX 10 x 750
EA03231007	AVX 10 x 750
FA01201203	ZRK 1030
FA03231000	AVX 10 x 775
FA03231001	AVX 10 x 775
FA03231002	AVX 10 x 775
FC03231001	AVX 10 x 850
FD03231000	AVX 10 x 800
FD03231001	AVX 10 x 850
FD03231002	AVX 10 x 850
GE04351000	ZRK 1031
HB03231000	AVX 10 x 785
SE020032310	AVX 10 x 800
SE021012012	ZRK 1124
SE021012060	463UT
SE02103931	AVX 13 x 975
SE021039310	AVX 13 x 975
SE021040210	AVX 10 x 750
SE021040210	AVX 10 x 750
SE700032310	AVX 10 x 838
SE700032310	AVX 10 x 825
SE700032310	AVX 10 x 838
SE70003231A	AVX 10 x 838
SE70003231B	AVX 10 x 838
X039402750	ZRK 1124
X039530760	AVX 10 x 838

Teilenummer Part number	Abmessung Dimension
----------------------------	------------------------

SEAT

X039619190	463UT
X039652540	AVX 10 x 813
XE020032310	AVX 10 x 800
XE021012012	ZRK 1124
XE021040210	AVX 10 x 750
XE700032310	AVX 10 x 838
XO39530760	AVX 10 x 838
XO39652540	AVX 10 x 813

SGM SAAB

05492574	ZRK 1182
09128722	ZRK 1256
5492574	ZRK 1182
90571148	ZRK 1256
93386687	ZRK 1256

SKODA

005435171	4 PK 950
005435174	6 PK 1675
022145933AG	6 PK 1610
028109119AC	ZRK 1339
028109119N	ZRK 1339
028109243D	121ST
028109243E	128ST
028109243F	128ST
028109243G	121ST
028109244	111UT
028198119A	KT 1021
028198119C	KT 1358
028198119E	KT 1087
028198119G	KT 1326
028903137AP	5 PK 1219
030109243D	125ST
030109243F	125ST
030109243J	125ST
030109243K	125ST
030145933E	6 PK 1070
030145933G	6 PK 1070
030145933K	6 PK 1078
030145933L	6 PK 1070
030903137AB	6 PK 750
030903137T	6 PK 750
032145933AA	6 PK 1550
032145933S	6 PK 1125
032198119	KT 1032
036109119AC	ZRK 1001
036109119AG	ZRK 1001
036109181A	147ST
036109243AB	146ST
036109243AC	148ST
036109243AD	146ST
036109243AE	148ST
036109243AG	148ST
036109243E	146ST
036109243K	148ST
036109243L	146ST
036109243R	146ST
036109244C	145UT
036109244D	145UT
036109244J	145UT
036145933AG	6 PK 737
036145933AJ	6 PK 1078
036145933F	6 PK 1090
036145933H	6 PK 1550
036145933J	6 PK 1078

Teilenummer Part number	Abmessung Dimension
----------------------------	------------------------

SKODA

036145933M	6 PK 745
036198119	KT 1374
036198119B	KT 1374
036198119C	KT 1445
036198119E	KT 1209
036198119F	KT 1374
038109119B	KT 1248
038109119N	ZRK 1338
038109119P	ZRK 1338
038109119S	ZRK 1338
038109243	155ST
038109243D	155ST
038109243F	155ST
038109243G	155ST
038109243H	155ST
038109243M	162ST
038109243N	155ST
038109244B	132UT
038109244C	132UT
038109244E	150UT
038109244H	132UT
038109244J	163UT
038109244M	132UT
038109244Q	150UT
038145276	140UR
038198119	KT 1238
038198119A	KT 1237
038198119C	KT 1237
038198119F	KT 1226
038903137AA	6 PK 1185
038903137E	6 PK 1660
038903137G	6 PK 906
038903137H	5 PK 1435
038903137J	6 PK 1660
038903137L	6 PK 1185
038903137M	6 PK 780
038903137N	6 PK 1100
038903137T	5 PK 1435
03C145933A	5 PK 491
03C260849A	6 PK 1700
03C903137A	6 PK 1600
03D145933A	6 PK 1748
03D145933AD	6 PK 1880
03D145933AG	6 PK 1450
03D145933AH	6 PK 1880
03D145933AJ	6 PK 1450
03D145933S	6 PK 1460
03E260849A	6 PK 1870
03E260849B	6 PK 1870
03F260849A	6 PK 1690
03F903137A	6 PK 1432
03G109119	ZRK 1468
03G109119B	ZRK 1468
03G109243	423ST
03G109244	424UT
03G903137A	6 PK 950
03G903137B	6 PK 1055
03G903137H	6 PK 820
03L109119	ZRK 1544
03L109119A	ZRK 1544
03L109119B	ZRK 1572
03L109119C	ZRK 1572
03L109119D	ZRK 1544
03L109119E	ZRK 1572
03L109119F	ZRK 1544

Teilenummer Part number	Abmessung Dimension	Teilenummer Part number	Abmessung Dimension	Teilenummer Part number	Abmessung Dimension
SKODA		SKODA		SSANGYONG	
03L109119G	ZRK 1572	06B198119	KT 1230	1629973392	6 PK 2228
03L109119J	ZRK 1572	06B260849A	4 PK 855	4714603050	AVX 13 x 1500
03L109243A	466ST	06B260849B	4 PK 855	517039000	5 PK 905
03L109244C	160UT	06B260849D	4 PK 855	6619974692	6 PK 2100
03L109244D	119UT	06B903137	5 PK 1300	6659970392	6 PK 2255
03L198119	KT 1420	06B903137E	5 PK 1300	6822603801	AVX 13 x 975
03L903137	6 PK 1070	06D109119B	ZRK 1443	SUBARU	
03L903137B	6 EPK 842	06F198119A	KT 1432	1276163E00	ZRK 1154
03L998037	6 EPK 842	06F260849E	6 PK 1045	1276178400	ZRK 1034
045109243A	152ST	06F260849L	6 PK 1055	13027AA102	ZRK 1284
045109243C	152ST	06F903137E	6 PK 900	13028AA027	ZRK 1311
045109243F	162ST	06F903137L	6 PK 955	13028AA040	ZRK 1284
045109244A	160UT	06H121605E	ZRK 1585	13028AA071	ZRK 1311
045109479B	161ST	06J260849D	6 PK 1115	13028AA072	ZRK 1311
045903137B	6 PK 995	06Q903137A	6 PK 1090	13028AA101	ZRK 1284
045903137D	6 PK 995	078109243Q	137UT	13028AA102	ZRK 1284
045903137E	6 PK 858	078109243R	137UT	13028AA181	ZRK 1320
047145933	6 PK 1675	078109243S	137UT	13028AA200	ZRK 1311
047145933E	6 PK 1675	078109244H	138UT	13028AA230	ZRK 1320
047903137AB	6 PK 1748	078109244J	138UT	13028AA240	ZRK 1311
047903137G	6 PK 1520	078109479E	139ST	13028KA020	ZRK 1154
047903137R	5 PK 1219	078109487A	235UT	13028KA021	ZRK 1154
058109244	119UT	078198479	KT 1304	13029AA010	ZRK 1230
058903133	134SR	078903137BC	6 PK 1880	13029AA011	ZRK 1230
058903133B	134SR	101555435	AVX 10 x 925	13029AA080	ZRK 1230
058903133C	134SR	101565435	AVX 10 x 1050	13033AA000	173UT
058903133D	134SR	1K0260849A	6 PK 1100	13033AA001	173UT
059109243D	244UT	1K0260849B	6 PK 1100	13033AA002	173UT
059109243F	297ST	44105435	4 PK 950	13033AA040	173UT
059109243G	297ST	441054351716	4 PK 950	13033AA042	173UT
059109243J	244UT	6K0198001D	KT 1032	13069AA034	290UT
059109243L	297ST	6Q0260849A	6 PK 1735	13069AA035	290UT
059109244	415UT	6Q0260849C	6 PK 1735	13069AA036	290UT
059109244A	415UT	6Q0903137A	6 PK 1090	13069AA037	290UT
059109244B	415UT	6U0903137A	4 PK 950	13069AA060	171UT
059109479B	247ST	942092509	AVX 10 x 925	13069AA062	171UT
059109487A	248ST	942100009	AVX 10 x 1000	13069AA063	171UT
059109487B	248ST	942105009	AVX 10 x 1050	13073AA080	291UT
059109487C	248ST	946095009	AVX 10 x 950	13073AA081	291UT
068109243	101ST	SMART		13073AA082	291UT
068109243C	101ST	0003177V0030	4 PK 790	13073AA140	291UT
068109243F	101ST	0003190V0050	3 PK 855	13073AA142	291UT
06A109119A	KT 1301	0009932396	5 PK 1219	13073AA180	291UT
06A109119B	ZRK 1216	0009932496	5 PK 920	13073AA190	434UT
06A109119C	ZRK 1216	0009932996	5 PK 1790	13073AA200	172UT
06A109479	120ST	0018907V0010	4 PK 790	13085AA010	292UT
06A109479A	120ST	0018908V0010	3 PK 855	13085AA080	292UT
06A109479B	120ST	0019930796	4 PK 805	13160AA060	ZRK 1311
06A109479C	120ST	0019932896	5 PK 1790	13160AA110	ZRK 1311
06A145933D	6 PK 1125	0019934496	4 PK 805	13160KA070	ZRK 1034
06A145933F	6 PK 925	1609970092	4 PK 790	1752152E00	4 PK 950
06A198119B	KT 1230	1609970192	3 PK 855	1752160B00	3 PK 815
06A260849	6 DPK 1195	SSANGYONG		1752160B20	3 PK 815
06A260849C	6 DPK 1195	0079978292	6 PK 2245	1752161A00	4 PK 805
06A260849G	6 PK 1035	0089973492	6 PK 2120	1752186500	4 PK 813
06A903315D	135SR	0089973692	6 PK 2100	1752186520	4 PK 813
06A903315E	135SR	0109977192	6 PK 2040	4147054A01	ZRK 1258
06B109243	230ST	0109978892	6 PK 2228	414705601	ZRK 1034
06B109243A	127ST	0119971592	6 PK 2100	414705701	ZRK 1034
06B109243B	157ST	0119971892	6 PK 2055	4918060B20	4 PK 850
06B109243D	127ST	0119971992	6 PK 2155	73013AA000	4 PK 884
06B109244	156UT	0119974292	6 PK 2040	73013PA000	4 PK 855
06B109477	136ST	0119975292	6 PK 2155	73013TA070	4 PK 962
06B109477A	158ST			73036GA100	4 PK 985
06B109479	136ST				



Teilenummer Part number	Abmessung Dimension
----------------------------	------------------------

Teilenummer Part number	Abmessung Dimension
----------------------------	------------------------

Teilenummer Part number	Abmessung Dimension
----------------------------	------------------------

SUBARU

73036GA110	4 PK 1125
73036GA120	AVX 13 x 975
73036GA130	AVX 13 x 1150
73036GA140	AVX 13 x 950
73036GA150	AVX 13 x 1100
731056000	AVX 13 x 1250
73323AA010	4 PK 900
73323AC000	4 PK 900
73323AC010	4 PK 900
73323AC011	4 PK 900
73323AP010	4 PK 900
73323FA000	4 PK 884
73323FA030	4 PK 884
73323FA031	4 PK 884
73323SA000	4 PK 855
8081101100	AVX 10 x 675
809110010	AVX 10 x 775
809110030	AVX 10 x 763
809110050	AVX 10 x 940
809110060	AVX 10 x 775
809110110	AVX 10 x 675
809110140	AVX 10 x 913
809110150	AVX 10 x 715
809110250	AVX 10 x 900
809110280	AVX 10 x 900
809110290	AVX 10 x 900
809110310	AVX 10 x 925
809110320	AVX 10 x 675
809110330	AVX 10 x 715
809110370	AVX 10 x 913
809110380	AVX 10 x 900
809110400	AVX 10 x 700
809110410	AVX 10 x 675
809110550	AVX 10 x 700
809113020	AVX 13 x 975
809113050	AVX 13 x 925
809211010	3 PK 648
809211020	3 PK 735
809213010	4 PK 980
809213040	4 PK 950
809214070	4 PK 725
809214290	4 PK 725
809214320	4 PK 705
809214470	4 PK 845
809214550	4 PK 845
809218130	5 PK 880
809218140	5 PK 880
809218150	5 PK 880
809218160	5 PK 880
809218170	5 PK 880
809218200	5 PK 886
809218210	5 PK 880
809218240	5 PK 886
809218250	5 PK 880
809218270	5 PK 880
809218300	5 PK 880
809218310	5 PK 880
809218340	5 PK 870
809218350	5 PK 870
809218380	5 PK 880
809218390	5 PK 880
809218400	5 PK 870
809218410	5 PK 870
809218420	5 PK 870
809218430	5 PK 880

SUBARU

809218750	5 PK 880
809221050	6 PK 1642
809221080	6 PK 1590
809221090	6 PK 1625
809221120	6 PK 1650
809H0410	AVX 10 x 675
809H3050	AVX 13 x 925
9514150F01	4 PK 835
9514163B50	4 PK 790
G3012AA608	4 PK 884
G3031FA613	5 PK 970

SUZUKI

1140760A00	ZRK 1158
1140760E00	ZRK 1061
1140763B00	ZRK 1035
1140770C00	ZRK 1295
1140771C00	ZRK 1161
1176163E00	ZRK 1154
1276153B00	ZRK 1173
1276160A00	ZRK 1158
1276160A01	ZRK 1158
1276160B01	ZRK 1308
1276160B10	ZRK 1308
1276160E00	ZRK 1061
1276163B00	ZRK 1035
1276163E00	ZRK 1154
1276167G00	ZRK 1352
1276167J00	ZRK 1441
1276167J0000	ZRK 1441
1276170C00	ZRK 1295
1276171C00	ZRK 1161
1276172F00	ZRK 1296
1276173000	ZRK 1033
1276173001	ZRK 1033
1276173J00	ZRK 1453
1276175500	ZRK 1158
1276178400	ZRK 1034
1276180C00	ZRK 1154
1276182000	ZRK 1035
1276182010	ZRK 1035
127618E01	ZRK 1225
12761M72F10	ZRK 1296
12761M84400	ZRK 1034
12761M84410	ZRK 1543
12761M84430	ZRK 1543
1281053A00	176ST
1281053B00	392UT
1281053B01	392UT
1281066G00	274ST
1281066G000	274ST
1281067G01	250UT
1281067G10	431ST
1281067G100	431ST
1281071C00	181UT
1281071C01	181UT
1281071C02	181UT
1281073001	176ST
1281073002	176ST
1281073003	176ST
1281073J01	331ST
1281073J0100	331ST
1281082000	900UT
1281082001	900UT
1281082002	900UT

SUZUKI

1281082003	900UT
1281084000	176ST
1281084001	176ST
1281086500	389UT
1281086501	389UT
1281086CA0	277UT
1282366G00	277UT
1282366G000	277UT
1282367G01	293UT
1282367G01	KT 1433
1282367G10	432UT
1282367G100	432UT
1282373J00	332UT
1282373J0000	332UT
1283086CA0	274ST
175171520	AVX 10 x 775
17521052E00	4 PK 950
1752124J00	5 PK 835
1752151A00	4 PK 813
1752152E00	4 PK 950
1752160A00	4 PK 813
1752160B00	3 PK 815
1752160B01	3 PK 815
1752160B10	3 PK 815
1752160B20	3 PK 815
1752161A00	4 PK 805
1752161A10	4 PK 805
1752162G00	5 PK 1545
1752163250	AVX 10 x 775
1752164J00	5 PK 835
1752165050	AVX 10 x 763
1752166J00	4 PK 950
1752167JA0	7 PK 1385
1752175100	AVX 10 x 775
1752176000	AVX 10 x 825
1752177300	AVX 10 x 750
1752177E00	5 PK 1545
1752177E10	5 PK 1545
1752177E20	5 PK 1545
1752178000	AVX 10 x 813
1752178F00	4 PK 813
1752178K00	6 PK 2050
1752179J50	6 PK 1055
1752179K00	6 PK 2170
1752180F51	4 PK 1040
1752181AA0	4 PK 985
1752182010	AVX 10 x 838
1752182030	AVX 10 x 838
1752183010	AVX 10 x 838
1752183030	AVX 10 x 838
1752183AA0	4 PK 995
1752183E00	4 PK 813
1752184CA0	6 PK 1115
1752184H00	4 PK 850
1752185090	4 PK 1080
1752185300	4 PK 1015
1752185C00	4 PK 813
1752185E00	6 PK 1185
1752185FA0	4 PK 925
1752186500	4 PK 813
1752186510	4 PK 813
1752186520	4 PK 813
17521882030	AVX 10 x 838
17521M68K00	4 PK 900
17521M79F10	4 PK 705



Teilenummer Part number	Abmessung Dimension	Teilenummer Part number	Abmessung Dimension	Teilenummer Part number	Abmessung Dimension
SUZUKI		SUZUKI		TATA (TELCO)	
3534086CA0	6 PK 1145	9514186H00	4 PK 763	254715146321	4 PK 1050
395464985	6 PK 1318	95141M68K00	4 PK 790	254715146332	4 PK 1040
4818052E00	4 PK 950	95141M79F00	3 PK 750	254723126309	6 PK 1318
4918060B10	4 PK 950	96198509	6 PK 1145	254723126320	6 PK 1318
4918060B20	4 PK 850	96209040	6 PK 1145	254723126329	6 PK 1345
4918060G10	4 PK 900	9936380740	3 PK 740	254723126330	6 PK 1360
4918063B10	4 PK 920	TALBOT		278923116302	6 PK 1153
4918063B20	4 PK 825	0013014900	AVX 10 x 785	279015146310	4 PK 715
4918063B50	4 PK 790	0042794400	AVX 10 x 913	279023116304	4 PK 875
4918063G10	4 PK 913	0042794500	AVX 10 x 864	279023116307	4 PK 875
4918065G10	6 PK 1740	0043538000	AVX 10 x 875	279023126306	4 PK 725
4918065G11	6 PK 1725	0055421100	AVX 10 x 900	279023126311	4 PK 725
4918065G20	6 PK 1153	0522066100	AVX 10 x 785	279123116302	5 PK 1070
4918069G00	4 PK 940	1238402	AVX 10 x 960	TOYOTA	
4918073J00	6 PK 1375	1238562	AVX 10 x 935	1276178400	ZRK 1034
4918084A80	6 PK 1965	1238562	AVX 10 x 938	13208AA200	ZRK 1433
4918086000	4 PK 940	128007	AVX 10 x 1125	1350301010	825ST
4918150J40	6 PK 1635	13014900	AVX 10 x 785	1350310010	839ST
4918156B10	4 PK 813	179439	AVX 10 x 775	1350310011	827UT
4918160A00	4 PK 790	20454400	AVX 10 x 1050	1350310021	827UT
4918164J00	4 PK 890	20454500A	AVX 10 x 1050	135031002100	827UT
4918165D40	6 PK 1570	22100Z	AVX 13 x 1060	1350311030	829UT
4918170A10	4 PK 705	26181A	AVX 10 x 888	1350311040	829UT
4918177E00	4 PK 1020	30405T	AVX 13 x 1075	1350327010	420UT
51758124	6 PK 1390	347100	AVX 10 x 785	1350354010	837UT
55185078	6 PK 1318	36942N	AVX 10 x 785	1350354020	837UT
8200059395	6 PK 1138	400332	AVX 10 x 1050	1350354030	833UT
9008090155	5 PK 970	400365	AVX 10 x 800	1350363010	814UT
9091602299	4 PK 805	400366	AVX 10 x 775	1350363011	814UT
9091602422	5 PK 1125	400398	AVX 10 x 850	1350363020	814UT
9091602424	4 PK 870	400906	AVX 10 x 1025	1350363021	814UT
9091602433	4 PK 870	407601	AVX 10 x 975	1350364010	816UT
9091602995	5 PK 1130	409105	AVX 10 x 975	1350364020	816UT
9414160G90	5 PK 1645	409224	AVX 10 x 785	1350364021	816UT
9497000730	4 PK 925	40996V	AVX 10 x 925	1350370040	814UT
9497000740	4 PK 940	427169	AVX 10 x 864	1350388360	814UT
9514150F00	4 PK 835	427944	AVX 10 x 913	1350388361	814UT
9514150F01	4 PK 835	427945	AVX 10 x 913	1350388380	814UT
9514151K00	4 PK 763	456908	AVX 10 x 650	1350388560	814UT
9514155C00	4 PK 750	456909	AVX 10 x 600	1350501010	825ST
9514155C10	4 PK 855	456911	AVX 10 x 617	1350501011	826ST
9514157B50	4 PK 825	456912	AVX 10 x 550	1350502030	830ST
9514157B60	4 PK 925	456914	AVX 10 x 600	1350510010	838ST
9514160A00	4 PK 825	456916	AVX 10 x 613	1350511010	826ST
9514160A10	4 PK 940	522066100	AVX 10 x 785	1350511011	826ST
9514160A50	4 PK 805	55421100	AVX 10 x 900	1350511020	826ST
9514160A60	4 PK 920	574926	AVX 10 x 975	1350511040	828ST
9514160B10	4 PK 950	575055	4 PK 698	1350511050	828ST
9514160B50	4 PK 763	7100127	AVX 10 x 1110	1350515020	825ST
9514160G40	4 PK 995	7100127A	AVX 10 x 1100	1350515031	825ST
9514160G50	4 PK 841	71266250	AVX 10 x 965	1350515040	825ST
9514160G60	4 PK 1005	71266255	AVX 10 x 838	1350515041	825ST
9514160G80	5 PK 1645	71803371	AVX 10 x 813	1350515050	830ST
9514160G90	5 PK 1645	75221594	AVX 10 x 960	1350515060	830ST
9514163B50	4 PK 790	75221595	AVX 10 x 813	1350527010	419ST
9514164A00	4 PK 841	9151357980	ZRK 1125	1350527010F	419ST
9514164A10	4 PK 950	9226505	AVX 10 x 965	1350554010	836ST
9514165D00	4 PK 1090	9226506	AVX 10 x 965	1350554020	832ST
9514167D00	5 PK 1645	9350050180	AVX 10 x 750	1350554021	832ST
9514170F01	4 PK 835	9750987880	AVX 10 x 700	1350563010	835ST
9514173J00	6 PK 1718	TATA (TELCO)		1350563011	835ST
9514183C10	4 PK 775	254715146314	4 PK 1050	1350563021	835ST
9514184A00	6 PK 2120	254715146315	4 PK 1050	1350564011	815ST
9514184EA0	6 PK 1318			1350564012	815ST
9514185C60	4 PK 940				



Teilenummer Part number	Abmessung Dimension
----------------------------	------------------------

Teilenummer Part number	Abmessung Dimension
----------------------------	------------------------

Teilenummer Part number	Abmessung Dimension
----------------------------	------------------------

TOYOTA

TOYOTA

TOYOTA

1350564020	815ST
1350564021	815ST
1350574010	831ST
1350574011	831ST
1350574021	831ST
1356803010	ZRK 1227
1356803020	ZRK 1227
1356809020	ZRK 1003
1356809030	ZRK 1004
1356809040	ZRK 1227
1356809041	ZRK 1227
1356809130	ZRK 1580
135680L010	ZRK 1580
1356811010	ZRK 1005
1356811020	ZRK 1005
1356811050	ZRK 1006
1356811051	ZRK 1006
1356811052	ZRK 1006
1356811053	ZRK 1006
1356811070	ZRK 1005
1356811071	ZRK 1005
1356811080	ZRK 1007
1356811081	ZRK 1007
1356815010	ZRK 1034
1356815040	ZRK 1037
1356815041	ZRK 1037
1356815042	ZRK 1037
1356815050	ZRK 1037
1356816010	ZRK 1126
1356816020	ZRK 1126
1356816040	ZRK 1003
1356816050	ZRK 1003
1356816051	ZRK 1003
1356816060	ZRK 1004
1356816070	ZRK 1004
1356817010	ZRK 1105
13568-17020	ZRK 1569
13568-17021	ZRK 1569
1356819025	ZRK 1006
1356819045	ZRK 1003
1356819046	ZRK 1003
1356819055	ZRK 1004
1356819056	ZRK 1004
1356819065	ZRK 1105
1356819095	ZRK 1005
1356819105	ZRK 1007
1356819106	ZRK 1007
1356819125	ZRK 1034
1356819135	ZRK 1037
1356819145	ZRK 1126
1356819165	ZRK 1005
13568-19175	ZRK 1569
13568-19176	ZRK 1569
1356819185	ZRK 1003
1356820020	ZRK 1323
1356827010	ZRK 1447
1356829015	ZRK 1323
1356829025	ZRK 1323
1356829035	ZRK 1447
1356830010	ZRK 1580
1356839010	ZRK 1580
1356839015	ZRK 1580
1356839016	ZRK 1580
1356854010	ZRK 1059
1356854020	ZRK 1059

1356854030	ZRK 1059
1356854038	ZRK 1059
1356854050	ZRK 1136
1356854051	ZRK 1136
1356854060	ZRK 1136
1356854070	ZRK 1134
1356854071	ZRK 1134
1356854080	ZRK 1134
1356854090	ZRK 1136
1356859015	ZRK 1059
1356859016	ZRK 1059
1356859017	ZRK 1059
1356859025	ZRK 1136
1356859026	ZRK 1136
1356859027	ZRK 1136
1356859065	ZRK 1134
1356859066	ZRK 1134
1356859075	ZRK 1136
1356859106	ZRK 1134
1356863010	ZRK 1085
1356863020	ZRK 1085
1356863022	ZRK 1085
1356863023	ZRK 1085
1356864010	ZRK 1148
1356864011	ZRK 1148
1356869045	ZRK 1085
1356869065	ZRK 1148
1356869066	ZRK 1148
1356874010	ZRK 1227
1356874011	ZRK 1227
1356874012	ZRK 1227
1356874013	ZRK 1227
1356874020	ZRK 1227
1356879025	ZRK 1227
1356879045	ZRK 1255
1356879095	ZRK 1227
1356879215	ZRK 1227
1356879225	ZRK 1227
1356887103	ZRK 1159
1356887104	ZRK 1159
1356887183	ZRK 1159
1356887184	ZRK 1159
1356888361	ZRK 1255
1356888381	ZRK 1255
1356888382	ZRK 1255
38920PWAJ01	5 PK 1155
50840	AVX 10 x 838
50885	AVX 10 x 888
5490460N	AVX 10 x 838
6PK1675	6 PK 1675
6PK1720	6 PK 1718
9008021040	6 PK 1038
9008090155	5 PK 970
9008091049	5 PK 1110
9008091050	5 PK 970
9008091051	3 PK 630
9008091054	3 PK 750
9008091055	5 PK 970
9008091078	3 PK 630
9008091079	3 PK 763
9008091082	5 PK 890
9008091087	6 PK 1035
9008091088	4 PK 875
9008091090	4 PK 1050
9008091092	4 PK 940

9008091093	4 PK 875
9008091099	5 PK 1110
9008091101	4 PK 1100
9008091121	6 PK 1940
9008091133	5 PK 1110
9008091134	6 PK 1540
9008091147	6 PK 1038
9008091168	6 PK 1930
9008091170	4 PK 850
9008091196	6 PK 1775
9008091198	6 PK 780
9008091199	6 PK 1730
9008091212	4 PK 875
9008091214	7 PK 1933
9008091223	6 PK 1765
9009982018	5 PK 1055
9036300890	3 PK 945
9086010700	AVX 10 x 1075
9086010700	AVX 10 x 1075 TM
9086109800	AVX 13 x 975
9087108905	AVX 13 x 900
9087109705	AVX 13 x 975
9089511800	AVX 13 x 1200
9091602024	AVX 10 x 864
9091602039B	AVX 10 x 838
9091602044	AVX 13 x 1075
9091602045	AVX 13 x 1075
9091602052	AVX 13 x 900
9091602055	AVX 13 x 900
9091602060	AVX 13 x 900
9091602061	AVX 13 x 900
90916-02070	AVX 10 x 935
90916-02070	AVX 10 x 938
9091602074	AVX 10 x 900
9091602076	AVX 10 x 925
9091602078	AVX 13 x 1225
9091602080	AVX 13 x 825
9091602092	AVX 10 x 1125
9091602098	AVX 10 x 965
9091602107	AVX 13 x 1200
9091602113	AVX 13 x 800
9091602116	5 PK 1104
9091602119	AVX 10 x 975
9091602122	3 PK 800
9091602123	AVX 10 x 960
9091602123	AVX 10 x 965
9091602125	AVX 10 x 850
9091602133	AVX 13 x 1000
9091602135	4 PK 813
9091602136	4 PK 813
9091602140	AVX 13 x 835
9091602144	AVX 13 x 975
9091602146	4 PK 1260
9091602147	5 PK 940
9091602148	5 PK 830
9091602149	5 PK 830
9091602154	AVX 10 x 775
9091602157	5 PK 950
9091602158	5 PK 850
9091602169	AVX 13 x 1000
9091602173	5 PK 985
9091602177	3 PK 763
9091602183	AVX 13 x 1000
9091602184	5 PK 850
9091602185	5 PK 850

Teilenummer Part number	Abmessung Dimension	Teilenummer Part number	Abmessung Dimension	Teilenummer Part number	Abmessung Dimension
TOYOTA		TOYOTA		TOYOTA	
9091602186	5 PK 880	9091602356	5 PK 1000	9091602507	5 PK 1219
9091602191	5 PK 1060	9091602357	5 PK 1015	9091602508	5 PK 1180
9091602192	5 PK 1060	9091602358	5 PK 1015	9091602509	5 PK 1110
9091602194	4 PK 1180	9091602360	6 PK 2245	9091602510	7 PK 1150
9091602196	AVX 13 x 1200	9091602361	6 PK 2270	9091602511	7 PK 1640
9091602197	5 PK 1104	9091602363	3 PK 800	9091602513	7 PK 1933
9091602200	4 PK 845	9091602364	4 PK 845	9091602515	7 PK 1920
9091602201	5 PK 1055	9091602365	4 PK 875	9091602516	6 PK 1670
9091602203	5 PK 1210	9091602370	5 PK 1030	9091602517	5 PK 886
9091602204	5 PK 1210	9091602372	AVX 13 x 950	9091602521	3 PK 850
9091602205	3 PK 763	9091602373	6 PK 1055	9091602522	3 PK 850
9091602207	5 PK 1125	9091602374	6 PK 1055	9091602523	7 PK 1093
9091602209	AVX 13 x 1050	9091602378	4 PK 1180	9091602524	7 PK 1473
9091602212	4 PK 825	9091602380	7 PK 2276	9091602533	5 PK 1240
9091602216	5 PK 1015	9091602382	5 PK 1104	9091602534	6 PK 1885
9091602219	5 PK 1000	9091602383	5 PK 1104	9091602535	6 PK 1540
9091602221	4 PK 920	9091602384	4 PK 1180	9091602537	6 PK 1695
9091602223	4 PK 950	9091602386	4 PK 875	9091602539	6 PK 1400
9091602231	6 PK 2245	9091602392	6 PK 1138	9091602540	6 PK 1940
9091602232	5 PK 950	9091602395	5 PK 1125	9091602545	6 PK 1420
9091602235	AVX 13 x 1050	9091602396	5 PK 1125	9091602546	6 PK 1695
9091602237	AVX 13 x 950	9091602399	3 PK 835	9091602547	6 PK 1880
9091602238	5 PK 865	9091602401	6 PK 1035	9091602549	6 PK 1695
9091602246	5 PK 1140	9091602402	5 PK 1025	9091602550	5 PK 1250
9091602248	AVX 10 x 1000	9091602403	5 PK 1025	9091602555	6 PK 1900
9091602256	5 PK 1104	9091602404	6 PK 2228	9091602557	7 PK 935
9091602257	5 PK 1104	9091602405	6 PK 2228	9091602558	7 PK 1175
9091602262	AVX 13 x 850	9091602410	4 PK 825	9091602559	6 PK 1730
9091602265	4 PK 825	9091602412	6 PK 1930	9091602560	4 PK 1770
9091602267	4 PK 835	9091602422	5 PK 1125	9091602561	4 PK 1710
9091602268	4 PK 875	9091602424	4 PK 870	9091602566	4 PK 1770
9091602269	4 PK 875	9091602430	5 PK 1070	9091602569	4 PK 1170
9091602270	5 PK 1110	9091602432	6 PK 1885	9091602570	3 PK 860
9091602273	AVX 10 x 775	9091602433	4 PK 870	9091602574	6 PK 1700
9091602281	AVX 10 x 975	9091602440	6 PK 2215	9091602575	3 PK 850
9091602293	5 PK 1015	9091602441	6 PK 2215	9091602585	6 PK 2240
9091602294	5 PK 1015	9091602458	6 PK 1885	9091602586	6 PK 2245
9091602295	5 PK 1000	9091602462	6 PK 2260	9091602596	7 PK 1595
9091602296	5 PK 1000	9091602463	6 PK 2245	9091602597	7 PK 1595
9091602298	4 PK 805	9091602464	6 PK 2228	9091602598	7 PK 1933
9091602299	4 PK 805	9091602467	5 PK 1090	9091602600	7 PK 1920
9091602301	AVX 13 x 950	9091602468	6 PK 1540	9091602601	7 PK 1920
9091602302	4 PK 1180	9091602469	6 PK 1560	9091602602	6 PK 870
9091602303	5 PK 970	9091602470	6 PK 1840	9091602606	6 PK 1210
9091602305	6 PK 1950	9091602471	4 PK 1075	9091602630	6 PK 1920
9091602308	6 PK 1975	9091602475	4 PK 1770	9091602639	7 PK 1870
9091602309	6 PK 1940	9091602476	4 PK 1770	9091602640	7 PK 2283
9091602310	6 PK 1940	9091602477	4 PK 1710	9091602641	3 PK 763
9091602314	3 PK 740	9091602478	4 PK 1710	9091602647	5 PK 1190
9091602318	3 PK 750	9091602482	6 PK 1820	9091602650	6 PK 1240
9091602319	4 PK 825	9091602486	6 PK 1695	9091602664	6 PK 1230
9091602320	4 PK 813	9091602487	6 PK 1400	9091602669	4 PK 841
9091602330	AVX 10 x 1000	9091602490	7 PK 1970	9091602673	6 PK 925
9091602332	4 PK 813	9091602491	7 PK 1595	9091602674	6 PK 1185
9091602335	6 PK 2020	9091602492	6 PK 1910	9091602995	5 PK 1130
9091602336	5 PK 865	9091602493	7 PK 1920	9091620820	4 PK 825
9091602337	5 PK 865	9091602494	7 PK 1595	9091691088	6 PK 1940
9091602341	4 PK 825	9091602495	5 PK 1130	90916A2007	6 PK 1940
9091602344	5 PK 1110	9091602499	4 PK 920	90916T2005	7 PK 1093
9091602345	5 PK 1110	9091602500	4 PK 1180	90916T2006	7 PK 1515
9091602348	4 PK 920	9091602501	4 PK 1180	90916T2014	7 PK 1933
9091602350	4 PK 805	9091602502	7 PK 1933	90916W2001	6 PK 970
9091602352	4 PK 805	9091602503	7 PK 1933	90916W2002	6 PK 1210
9091602354	4 PK 860	9091602504	6 PK 1870	90916W2003	6 PK 850
9091602355	5 PK 1000	9091602506	6 PK 1820	90916W2004	6 PK 1730



Teilenummer Part number	Abmessung Dimension
----------------------------	------------------------

Teilenummer Part number	Abmessung Dimension
----------------------------	------------------------

Teilenummer Part number	Abmessung Dimension
----------------------------	------------------------

TOYOTA

90916W2005	6 PK 1560
90916W2006	6 PK 1870
90916W2007	6 PK 1420
90916W2008	6 PK 1695
90916W2010	7 PK 2000
90916W2011	6 PK 1245
90916W2013	7 PK 1370
90916W2014	7 PK 1870
90916W2015	6 PK 1760
90916W2017	6 PK 1760
90916W2018	6 PK 1230
90916WX001	6 PK 800
90916WX002	6 PK 962
9184007203	4 PK 715
9184008603	4 PK 860
9185008804	5 PK 880
9185011909	5 PK 1190
9185012103	5 PK 1210
94854403	ZRK 1003
94854404	ZRK 1004
96368342	6 PK 1775
9649006280	6 PK 962
9652945780	6 PK 962
9932100805	AVX 10 x 800
9932100810	AVX 10 x 800
9932100840	AVX 10 x 838
993210084083	AVX 10 x 838
9932100850	AVX 10 x 850
9932100851	AVX 10 x 850
9932100860	AVX 10 x 864
9932100870	AVX 10 x 875
9932100885	AVX 10 x 888
9932100895	AVX 10 x 900
9932100898	AVX 10 x 900
9932100985	AVX 10 x 990
9932110835	AVX 10 x 838
9932110843	AVX 10 x 838
9932150840	AVX 10 x 838
9932150895	AVX 10 x 900
9932150975	AVX 10 x 975
9932150985	AVX 10 x 990
9932150995	AVX 10 x 990
9932200805	AVX 13 x 825
9932200860	AVX 13 x 850
9932200880	AVX 13 x 875
9932200900	AVX 13 x 900
9932200910	AVX 13 x 925
9932200920	AVX 13 x 925
9932200940	AVX 13 x 950
9932200950	AVX 13 x 950
9932200960	AVX 13 x 975
9932200980	AVX 13 x 975
9932201045	AVX 13 x 1050
9932201250	AVX 13 x 1250
9932201375	AVX 13 x 1375
9932201400	AVX 13 x 1400
9932210875	AVX 13 x 875
9932211250	AVX 13 x 1250
9932250875	AVX 13 x 875
9932250985	AVX 13 x 985
9932251250	AVX 13 x 1250
9933100870	AVX 10 x 875
9933100880	AVX 10 x 888
9933100890	AVX 10 x 888
9933110841	AVX 10 x 838

TOYOTA

9933110870	AVX 10 x 875
9933200805	AVX 13 x 800
9933200850	AVX 13 x 850
9933200900	AVX 13 x 900
9933200905	AVX 13 x 900
9933200980	AVX 13 x 985
9933200985	AVX 13 x 1000
9933200985	AVX 13 x 985
9933201055	AVX 13 x 1050
9933201360	AVX 13 x 1375
9933201395	AVX 13 x 1400
9933210820	AVX 13 x 825
9933210860	AVX 13 x 865
9933210865	AVX 13 x 865
9933210865	AVX 13 x 875
9933210870	AVX 13 x 875
9933210890	AVX 13 x 900
9933210905	AVX 13 x 900
9933211000	AVX 13 x 1000
9933211120	AVX 13 x 1125
9933211205	AVX 13 x 1200
9933211495	AVX 13 x 1500
9933251130	AVX 10 x 1125
9933251135	AVX 13 x 1125
9933260975	AVX 10 x 960
9933260975	AVX 10 x 965
9933261205	AVX 13 x 1200
9934150840	AVX 10 x 838
9934201095	AVX 13 x 1100
9934201100	AVX 13 x 1100
9934201115	AVX 13 x 1100
9934311090	X17 x 1080
9936300630	3 PK 630
9936300750	3 PK 750
9936300760	3 PK 763
9936300800	3 PK 800
9936300890	3 PK 890
9936300950	3 PK 945
9936300960	3 PK 960
9936300970	3 PK 975
9936310630	3 PK 630
9936320630	3 PK 630
9936320750	3 PK 750
9936320760	3 PK 763
9936330630	3 PK 630
9936330750	3 PK 750
9936330760	3 PK 763
9936330850	3 PK 850
9936331120	3 PK 1120
9936350630	3 PK 630
9936350760	3 PK 763
9936350975	3 PK 975
9936351110	5 PK 1110
9936370630	3 PK 630
9936370760	3 PK 763
9936380630	3 PK 630
9936380750	3 PK 750
9936380760	3 PK 763
9936390630	3 PK 630
9936390750	3 PK 750
9936390760	3 PK 763
9936390850	3 PK 850
9936391120	3 PK 1120
9936400720	4 PK 715
9936400770	4 PK 775

TOYOTA

9936400790	4 PK 790
9936400800	4 PK 805
9936400840	4 PK 841
9936400845	4 PK 845
9936400850	4 PK 850
9936400860	4 PK 860
9936400870	4 PK 870
9936400890	4 PK 890
9936400910	4 PK 913
9936400920	4 PK 920
9936400930	4 PK 925
9936400940	4 PK 940
9936400970	4 PK 970
9936400980	4 PK 980
9936401080	4 PK 1080
9936401090	4 PK 1090
9936401100	4 PK 1100
9936410850	4 PK 850
9936420720	4 PK 715
9936420770	4 PK 775
9936420790	4 PK 790
9936420820	4 PK 825
9936420830	4 PK 835
9936420840	4 PK 841
9936420850	4 PK 850
9936420860	4 PK 860
9936420870	4 PK 870
9936420880	4 PK 875
9936420890	4 PK 890
9936420900	4 PK 900
9936420920	4 PK 920
9936420930	4 PK 925
9936420940	4 PK 940
9936421070	4 PK 1075
9936421090	4 PK 1090
9936421110	4 PK 1110
9936421120	4 PK 1125
9936430770	4 PK 775
9936430850	4 PK 850
9936430860	4 PK 860
9936430900	4 PK 900
9936430940	4 PK 940
9936431110	4 PK 1100
9936431240	4 PK 1237
9936450720	4 PK 715
9936450810	4 PK 813
9936450830	4 PK 835
9936450840	4 PK 841
9936450880	4 PK 875
9936450890	4 PK 890
9936450900	4 PK 900
9936450940	4 PK 940
9936451070	4 PK 1075
9936451100	4 PK 1100
9936451110	4 PK 1110
9936451160	4 PK 1165
9936451170	4 PK 1170
9936451200	4 PK 1190
9936470720	4 PK 715
9936470830	4 PK 835
9936470840	4 PK 841
9936470860	4 PK 860
9936470890	4 PK 890
9936470970	4 PK 970
9936471100	4 PK 1100

Teilenummer Part number	Abmessung Dimension	Teilenummer Part number	Abmessung Dimension	Teilenummer Part number	Abmessung Dimension
TOYOTA		TOYOTA		TOYOTA	
9936480720	4 PK 715	9936521190	5 PK 1190	9936581210	5 PK 1210
9936480750	4 PK 750	9936521210	5 PK 1210	9936581220	5 PK 1219
9936480810	4 PK 813	9936521220	5 PK 1219	9936590890	5 PK 890
9936480820	4 PK 825	9936531080	5 PK 1080	9936590910	5 PK 905
9936480830	4 PK 835	9936531090	5 PK 1090	9936591090	5 PK 1090
9936480850	4 PK 850	9936531100	5 PK 1104	9936591110	5 PK 1110
9936480860	4 PK 860	9936531110	5 PK 1110	9936591120	5 PK 1125
9936480880	4 PK 875	9936531120	5 PK 1125	9936591190	5 PK 1190
9936480910	4 PK 913	9936531130	5 PK 1130	9936591240	5 PK 1240
9936480930	4 PK 925	9936531210	5 PK 1210	99365A0930	5 PK 935
9936481070	4 PK 1075	9936550790	5 PK 790	99365A1190	5 PK 1190
9936481080	4 PK 1080	9936550820	5 PK 820	99365C0930	5 PK 935
9936481100	4 PK 1100	9936550830	5 PK 830	99365C1110	5 PK 1110
9936481110	4 PK 1110	9936550870	4 PK 870	99365C1190	5 PK 1190
9936481120	4 PK 1125	9936550880	5 PK 880	99365D1110	5 PK 1110
9936481770	4 PK 1770	9936550890	5 PK 890	99365D1190	5 PK 1190
9936490880	4 PK 875	9936550895	5 PK 900	9936601050	6 PK 1055
9936490920	4 PK 920	9936550900	5 PK 900	9936620780	6 PK 780
9936490930	4 PK 925	9936550910	5 PK 905	9936621040	6 PK 1038
9936490940	4 PK 940	9936550920	5 PK 920	9936621050	6 PK 1055
9936491080	4 PK 1080	9936550930	5 PK 935	9936631040	6 PK 1038
9936491180	4 PK 1180	9936550940	5 PK 940	9936631040	6 PK 1045
99364C1050	4 PK 1050	9936550950	5 PK 950	9936631820	6 PK 1820
99364H1390	4 PK 1390 TM	9936550960	5 PK 970	9936650820	6 PK 820
9936500780	5 PK 775	9936550970	5 PK 970	9936650940	6 PK 935
9936500790	5 PK 790	9936551000	5 PK 1000	9936670820	6 PK 820
9936500800	5 PK 805	9936551050	5 PK 1055	9936671050	6 PK 1055
9936500825	5 PK 830	9936551070	5 PK 1070	9936680730	6 PK 730
9936500830	5 PK 830	9936551080	5 PK 1080	9936680780	6 PK 780
9936500860	5 PK 860	9936551100	5 PK 1104	9936680820	6 PK 820
9936500870	5 PK 870	9936551110	5 PK 1110	9936680940	6 PK 935
9936500880	5 PK 880	9936551120	5 PK 1125	9936690820	6 PK 820
9936500900	5 PK 900	9936551130	5 PK 1130	99366A0780	6 PK 780
9936500930	5 PK 935	9936551210	5 PK 1210	99366C0970	6 PK 970
9936500970	5 PK 970	9936551290	5 PK 1290	99366C1040	6 PK 1045
9936500980	5 PK 975	9936551300	5 PK 1300	99366C1220	6 PK 1215
9936501000	5 PK 1000	9936560970	5 PK 970	99366D1040	6 PK 1045
9936501010	5 PK 1015	9936561140	5 PK 1140	99366D1930	6 PK 1930
9936501050	5 PK 1055	9936570820	5 PK 820	99366H1040	6 PK 1045
9936501060	5 PK 1060	9936570840	5 PK 835	99366H1840	6 PK 1840
9936501080	5 PK 1080	9936570880	5 PK 880	99366K0910	6 PK 913
9936501100	5 PK 1104	9936570980	5 PK 970	99366K1040	6 PK 1045
9936501110	5 PK 1110	9936571070	5 PK 1070	99366K1230	6 PK 1230
9936501120	5 PK 1125	9936571090	5 PK 1090	99366K1770	6 PK 1765
9936501290	5 PK 1290	9936571100	5 PK 1104	9936700920	7 PK 920
9936501300	5 PK 1300	9936571110	5 PK 1110	993670092083	7 PK 920
9936502295	5 PK 1000	9936571120	5 PK 1125	9936750920	7 PK 920
9936510970	5 PK 970	9936571190	5 PK 1190	99367L1370	7 PK 1370
9936510980	5 PK 975	9936571290	5 PK 1290	99367L1870	7 PK 1870
9936511110	5 PK 1110	9936580820	5 PK 820	9936C1220	6 PK 1215
9936511190	5 PK 1190	9936580840	5 PK 835	9938591110	5 PK 1110
9936520870	4 PK 870	9936580870	4 PK 870	99385C1110	5 PK 1110
9936520880	5 PK 880	9936580890	5 PK 890	99385D1110	5 PK 1110
9936520920	5 PK 920	9936580910	5 PK 905	9952100870	AVX 10 x 875
9936520970	5 PK 970	9936580920	5 PK 920	9952110780	AVX 10 x 775
9936520980	5 PK 970	9936580970	5 PK 970	9952110789	AVX 10 x 785
9936521010	5 PK 1015	9936581030	5 PK 1030	9952110808	AVX 10 x 800
9936521030	5 PK 1030	9936581080	5 PK 1080	9952110839	AVX 10 x 838
9936521050	5 PK 1055	9936581090	5 PK 1090	9952110843	AVX 10 x 838
9936521060	5 PK 1060	9936581100	5 PK 1104	9952110851	AVX 10 x 850
9936521070	5 PK 1070	9936581110	5 PK 1110	9952110853	AVX 10 x 850
9936521080	5 PK 1080	9936581120	5 PK 1125	9952110860	AVX 10 x 864
9936521100	5 PK 1104	9936581130	5 PK 1130	9952110873	AVX 10 x 875
9936521110	5 PK 1110	9936581150	5 PK 1145	9952110880	AVX 10 x 875
9936521130	5 PK 1130	9936581190	5 PK 1190	9952110885	AVX 10 x 888



Teilenummer Part number	Abmessung Dimension
----------------------------	------------------------

Teilenummer Part number	Abmessung Dimension
----------------------------	------------------------

Teilenummer Part number	Abmessung Dimension
----------------------------	------------------------

TOYOTA

9952110887	AVX 10 x 888
9952110889	AVX 10 x 888
9952110897	AVX 10 x 900
9952110902	AVX 10 x 900
9952110929	AVX 10 x 925
9952210808	AVX 13 x 825
9952210848	AVX 13 x 850
9952210890	AVX 13 x 900
9952210892	AVX 13 x 900
9952210900	AVX 13 x 900
9952210901	AVX 13 x 900
9952210904	AVX 13 x 900
9952210911	AVX 13 x 925
9952210913	AVX 13 x 925
9952210918	AVX 13 x 925
9952210925	AVX 13 x 925
9952210926	AVX 13 x 925
9952210934	AVX 13 x 950
9952210938	AVX 13 x 950
9952210942	AVX 13 x 950
9952210951	AVX 13 x 950
9952210958	AVX 13 x 950
9952210958	AVX 13 x 960
9952210960	AVX 13 x 975
9952210964	AVX 13 x 975
9952210976	AVX 13 x 975
9952210980	AVX 13 x 975
9952211002	AVX 13 x 1100
9952211159	AVX 13 x 1150
9952211180	AVX 13 x 1175
9952211192	AVX 13 x 1200
9952211218	AVX 13 x 1225
9952211232	AVX 13 x 1225
9952211243	AVX 13 x 1250
9952211256	AVX 13 x 1250
9952211275	AVX 13 x 1250
9952211363	AVX 13 x 1375
9952211390	AVX 13 x 1400
9952211920	AVX 13 x 925
99919225550	AVX 13 x 1200
MN195737	5 PK 905
SU00100085	ZRK 1351
SU00100088	437ST
SU00100089	384UT
SU00100542	332UT
SU00100543	331ST
SU00100544	ZRK 1441
SU00100545	KT 1328
SU00100784	384UT

TRIUMPH

13H924	AVX 10 x 938
201403	AVX 10 x 1050
214239	AVX 10 x 1110
214303	AVX 10 x 1025
214314	AVX 10 x 1110
214325	AVX 10 x 1100
217391	AVX 10 x 1100
217607	AVX 10 x 950
ADU6528	AVX 10 x 938
BNP2955	ZRK 1033
BNP2956	ZRK 1033
GCB10937	AVX 10 x 938
GFB123	AVX 13 x 1100 TM
GFB189	AVX 13 x 1075

TRIUMPH

GFB272	AVX 10 x 938
GFB60937	AVX 10 x 938
GFB701	AVX 10 x 938
TKC1616	AVX 10 x 1100
TKC2165	AVX 10 x 1100
TKC2444	AVX 13 x 925
TKC2802	AVX 10 x 938
TKC386	AVX 10 x 900
TKC6621	AVX 10 x 1100
TRC2801	AVX 10 x 975

UAZ

9681308020	AVX 10 x 938
------------	--------------

VAG

058198119A	KT 1356
06C109119	ZRK 1433

VAUXHALL

090409610	AVX 10 x 1000
090409800	AVX 10 x 940
090410387	AVX 10 x 960
090411009	AVX 10 x 1025
090412115	AVX 10 x 920
090448698	AVX 10 x 900
09129067	AVX 10 x 925
11282245848	5 PK 1815
1136713010	AVX 13 x 1450
1340275	6 PK 1555
1340279	6 PK 1450
1340510	6 PK 1863
1340527	6 PK 2120
1340600	6 PK 1250
1340601	6 PK 1590
1340603	4 PK 966
1340605	AVX 10 x 1025
1340607	6 PK 1795
1340608	6 PK 1900
1340611	5 PK 1815
1340613	6 PK 1725
1340614	6 PK 1900
1340615	6 PK 2260
1340616	6 PK 1800
1340617	6 PK 1460
1340618	6 PK 1530
1340619	6 PK 894
1340620	6 PK 1725
1340621	6 PK 1725
1340625	6 PK 1900
1340626	6 PK 1800
1340627	6 PK 1800
1340628	5 PK 1355
1340629	5 PK 1230
1340630	5 PK 1355
1340631	5 PK 1230
1340635	5 PK 1210
1340636	5 PK 1680
1340637	5 PK 940
1340639	6 PK 1870
1340640	4 PK 884
1340641	5 PK 1355
1340642	5 PK 1230
1340643	6 PK 1530
1340644	6 PK 894
1340645	6 PK 1460

VAUXHALL

1340646	6 PK 1800
1340647	6 PK 1900
1340648	6 PK 1725
1340649	6 PK 2020
1340651	6 PK 1863
1340652	5 PK 1680
1340657	5 PK 1255
1340658	5 PK 1210
1340660	5 PK 1030
1340661	5 PK 880
1340662	6 PK 1590
1340663	6 PK 1900
1340664	6 PK 1800
1340665	6 PK 1870
1340666	6 PK 1863
1340667	5 PK 1030
1340668	5 PK 880
1340669	5 PK 880
1340671	AVX 10 x 900
1340674	5 PK 1030
1340675	5 PK 880
1340677	5 PK 1030
1340678	5 PK 880
1340680	AVX 10 x 950
1340683	6 PK 1600
1340685	AVX 10 x 1275
1340704	AVX 10 x 888
1340714	AVX 10 x 913
1340718	AVX 10 x 965
1340721	5 PK 1015
1340724	5 PK 970
1340725	AVX 13 x 875
1340727	AVX 13 x 925
1340728	6 PK 1460
1340729	AVX 10 x 920
1340730	AVX 10 x 935
1340730	AVX 10 x 938
1340734	AVX 10 x 935
1340734	AVX 10 x 938
1340736	5 PK 985
1340738	AVX 10 x 920
1340739	AVX 10 x 900
1340742	6 PK 1900
1340743	6 PK 1725
1340745	6 PK 1795
1340746	6 PK 1530
1340747	6 PK 894
1606194	KT 1323
1606196	KT 1385
1606198	KT 1384
1606305	KT 1468
1854708	6 PK 2228
1854710	AVX 10 x 800
1854713	6 PK 2270
1854714	6 PK 2260
1854715	4 PK 805
1854716	AVX 13 x 1525
1854722	4 PK 780
1854723	6 PK 2260
1854726	AVX 13 x 1500
1854727	AVX 13 x 1500
1854728	6 PK 2020
1854730	AVX 13 x 1325
1854730	AVX 13 x 1325 TM
1854733	6 PK 2285

Teilenummer Part number	Abmessung Dimension	Teilenummer Part number	Abmessung Dimension	Teilenummer Part number	Abmessung Dimension
VAUXHALL		VAUXHALL		VAUXHALL	
1854734	6 PK 2040	6340605	5 PK 1450	90264022	501UT
1854736	4 PK 805	6340606	5 PK 1545	90280404	ZRK 1011
1855700	6 PK 2055	6340611	6 PK 1920	90280872	AVX 10 x 800
1855750	6 PK 2055	6340613	5 PK 1370	90281312	ZRK 1015
24413292	6 PK 1900	6340615	6 PK 1185	90281901	AVX 10 x 1025
24413293	6 PK 1800	6340617	6 PK 1275	90285678	6 PK 2228
24413294	6 PK 1870	6340618	6 PK 1605	90285679	6 PK 1460
24426500	519ST	6340625	6 PK 1625	90299440	AVX 10 x 913
24435940	5 PK 1030	6340626	5 PK 1210	90299503	5 PK 970
24466972	5 PK 1030	6340627	5 PK 1210	90323501	502ST
4401428	KT 1392	6340656	5 PK 940	90323503	503UT
4401601	ZRK 1195	6340666	6 PK 1370	90324097	508UR
4401649	6 PK 1138	6340671	6 PK 1250	90324699	ZRK 1016
4402116	6 PK 1138	6340673	6 PK 1590	90325578	ZRK 1278
4402599	6 PK 1130	6352976	AVX 10 x 965	90351803	AVX 10 x 913
4403027	ZRK 1312	636355	ZRK 1097	90352379	ZRK 1014
4403471	6 PK 850	636357	ZRK 1111	90352928	AVX 10 x 935
4403472	6 PK 870	636367	ZRK 1011	90352928	AVX 10 x 938
4404042	6 PK 870	636371	ZRK 1014	90353176	510ST
4405275	7 PK 1145	636372	ZRK 1292	90353179	ZRK 1292
4408352	5 PK 1125	636561	ZRK 1292	90354782	ZRK 1292
4408392	ZRK 1475	636566	ZRK 1292	90354783	510ST
4409473	ZRK 1067	636567	ZRK 1011	90354783	ZRK 1016
4416361	7 PK 1105	636568	ZRK 1023	90409781	6 PK 2270
4418674	7 PK 1105	636575	ZRK 1024	90409782	6 PK 1900
4418675	7 PK 1793	636578	ZRK 1097	90409800	AVX 10 x 935
4430217	6 PK 1840	636654	519ST	90409800	AVX 10 x 938
4500033	5 PK 1200	636728	KT 1461	90409900	ZRK 1278
4500034	6 PK 858	6376167	AVX 10 x 938	90410014	ZRK 1278
4500056	6 PK 845	64552245451	4 PK 780	90410223	ZRK 1292
4506085	KT 1392	7180685	AVX 10 x 938	90410224	ZRK 1011
4506086	ZRK 1462	8200059423	6 PK 850	90410225	ZRK 1011
4506181	6 PK 1795	8200059425	6 PK 870	90410316	5 PK 985
4506189	6 PK 1145	8825967	AVX 10 x 965	90410386	AVX 10 x 888
4710920	4 PK 763	8944503950	AVX 13 x 1450	90410387	AVX 10 x 965
4805514	6 PK 2065	8972328750	6 PK 1275	90410700	6 PK 1725
4808188	6 PK 1890	90006259	AVX 10 x 875	90410771	ZRK 1022
55185077	6 PK 1185	90076999	AVX 10 x 1075	90410784	ZRK 1015
55185078	6 PK 1318	90076999	AVX 10 x 1075 TM	90411028	6 PK 1795
55350420	5 PK 1450	90080214	ZRK 1111	90411769	518ST
55350421	5 PK 1545	90088832	AVX 10 x 875	90411770	ZRK 1023
55350580	506UT	90090214	ZRK 1111	90411773	505UT
55351782	ZRK 1330	90091742	AVX 10 x 888	90411774	515ST
55353810	396ST	90108360	ZRK 1014	90411775	ZRK 1025
55567191	519ST	90128821	ZRK 1013	90411777	ZRK 1291
5636343	ZRK 1540	90156794	AVX 10 x 825	90411782	509UT
5636344	ZRK 1466	90169079	AVX 10 x 960	90411787	504UT
5636357	ZRK 1024	90169079	AVX 10 x 965	90412730	506UT
5636358	ZRK 1291	90169080	AVX 10 x 925	90412731	507UT
5636361	ZRK 1024	90169081	AVX 10 x 875	90412745	6 PK 1530
5636362	ZRK 1024	90169083	AVX 10 x 950	90412783	519ST
5636369	ZRK 1330	90169084	AVX 10 x 850	90412885	6 PK 894
5636373	ZRK 1026	90169195	AVX 10 x 925	90444421	6 PK 1530
5636374	ZRK 1023	90180131	500UT	90444422	6 PK 1530
5636376	ZRK 1431	90183426	AVX 10 x 875	90444423	6 PK 1795
5636452	ZRK 1455	90183427	AVX 10 x 888	90448002	6 PK 2260
5636463	ZRK 1540	90183440	AVX 10 x 913	90466255	AVX 10 x 913
5636565	ZRK 1024	90194098	AVX 10 x 763	90466474	525UT
5636566	ZRK 1330	90194995	AVX 10 x 813	90466524	6 PK 1900
6315516	AVX 10 x 935	90215347	AVX 10 x 785	90467131	6 PK 1725
6315516	AVX 10 x 938	90231797	AVX 10 x 1000	90469987	ZRK 1025
6340600	5 PK 1240	90231883	ZRK 1016	90486316	6 PK 894
6340601	5 PK 1240	90233194	5 PK 1015	90499401	510ST
6340602	6 PK 1990	90234902	ZRK 1278	90499525	ZRK 1256
6340603	6 PK 1880	90260872	AVX 10 x 800	90500227	6 PK 1725



Teilenummer Part number	Abmessung Dimension
----------------------------	------------------------

Teilenummer Part number	Abmessung Dimension
----------------------------	------------------------

Teilenummer Part number	Abmessung Dimension
----------------------------	------------------------

VAUXHALL

VAUXHALL

VAUXHALL

90500228	6 PK 1900
90500354	6 PK 2260
90500360	ZRK 1022
90501384	6 PK 1460
90501385	6 PK 2260
90501386	6 PK 1725
90502734	6 PK 1900
90502735	6 PK 1800
90509168	219SR
90509315	5 PK 1815
90509751	4 PK 780
90510025	AVX 10 x 913
90510253	6 PK 1800
90510610	6 PK 1530
90510611	6 PK 894
90528200	518ST
90528603	395ST
90528761	6 PK 2020
90529187	525UT
90529188	525UT
90529810	223UT
90529914	6 PK 1870
90530123	519ST
90530124	518ST
90530125	515ST
90530126	395ST
90530286	ZRK 1023
90530599	ZRK 1022
90531677	ZRK 1292
90531678	ZRK 1292
90531680	ZRK 1024
90531681	ZRK 1291
90531966	5 PK 1355
90531967	5 PK 1230
90541338	6 PK 1800
90542746	5 PK 1355
90542747	5 PK 1355
90542748	5 PK 1230
90542749	5 PK 1230
90542860	525UT
90543739	525UT
90543873	219SR
90570371	ZRK 1023
90570525	510ST
90570913	507UT
90571070	6 PK 1900
90571757	4 PK 884
90573797	5 PK 940
90581642	6 PK 1863
90710530	511ST
91001745	AVX 10 x 888
91002681	AVX 10 x 675
91007299	AVX 10 x 888
91010950	AVX 10 x 1375
91032974	AVX 10 x 675
91039703	AVX 10 x 935
91039703	AVX 10 x 938
91056226	AVX 10 x 935
91056226	AVX 10 x 938
9108204	357ST
9109416	298ST
9109430	398ST
9109489	631UT
9109601	ZRK 1195
9109609	602ST

9109649	6 PK 1138
9110116	6 PK 1138
9110599	6 PK 1130
9110631	298ST
9110632	299UT
9110639	631UT
9110690	603UT
9111144	359UT
91112009	ZRK 1034
9111471	6 PK 850
9111472	6 PK 870
9112042	6 PK 870
91126379	5 PK 1355
91126380	5 PK 1230
91126381	6 PK 1530
91126382	6 PK 894
91126384	6 PK 1460
91126385	6 PK 1800
91126386	6 PK 1900
91126387	6 PK 1725
91126388	6 PK 2020
91126402	6 PK 1863
91126403	5 PK 1680
91131979	6 PK 1863
91132010	5 PK 1030
91140570	AVX 10 x 825
91142246	AVX 10 x 875
91150005	6 PK 1725
91151716	6 PK 1800
91153769	8 PK 2188
91158702	ZRK 1067
91159962	5 PK 1125
91159999	ZRK 1475
91160164	346ST
91160164	602ST
9117585	5 PK 1210
9117586	5 PK 1210
9117587	5 PK 1680
9117588	5 PK 1680
9117589	5 PK 940
9117590	5 PK 940
9118367	4 PK 805
9118611	5 PK 1355
9118612	5 PK 1230
9118613	6 PK 1530
9118614	6 PK 894
9118616	6 PK 1460
9118617	6 PK 1800
9118618	6 PK 1900
9118619	6 PK 1725
9118620	6 PK 2020
9118624	6 PK 1863
9118722	5 PK 1680
9118848	219SR
9120501	KT 1461
9121108	7 PK 1145
9128444	524UT
9128516	519ST
9128656	519ST
9128736	509UT
9128739	506UT
9128740	507UT
9128741	504UT
9128952	5 PK 1210
9129060	ZRK 1026

9129460	5 PK 1230
9129465	6 PK 1795
9129468	6 PK 1900
91580003	518ST
9158004	515ST
9160333	5 PK 1200
9160334	6 PK 858
9160356	6 PK 845
9192568	5 PK 1255
9194660	5 PK 1210
9195191	5 PK 1030
9195192	5 PK 880
9196546	6 PK 1863
9196547	6 PK 1863
9198522	6 PK 1145
9201528	ZRK 1462
9201537	398ST
9201540	399UT
9201679	5 PK 1030
9201688	5 PK 880
9201722	5 PK 1030
9201723	5 PK 880
9201850	6 PK 1795
9202478	510ST
92061744	6 PK 2055
92061745	6 PK 2055
92063918	ZRK 1023
92065368	396ST
9240033	418UT
93160237	346ST
93160244	342ST
93172363	5 PK 1240
93172364	5 PK 1240
93172366	5 PK 1240
93172367	5 PK 1240
93172395	6 PK 1990
93172396	6 PK 1990
93172397	6 PK 1880
93172398	6 PK 1880
93177561	5 PK 1370
93177562	5 PK 1370
93178812	ZRK 1466
93178816	371ST
93180218	KT 1207
93180815	ZRK 1455
93181316	5 PK 1210
93181966	371ST
93182238	5 PK 1230
93182264	5 PK 940
93182266	5 PK 1210
93185023	6 PK 1310
93185756	6 PK 2120
93188136	KT 1465
93188137	KT 1465
93188138	KT 1465
93188674	KT 1461
93195485	7 PK 1793
93196419	4 PK 763
94029834	ZRK 1269
94106001	436UT
94108204	AVX 13 x 1325
94108204	AVX 13 x 1325 TM
94149432	516ST
94160656	ZRK 1050
94337004	AVX 13 x 925



Teilenummer Part number	Abmessung Dimension
----------------------------	------------------------

Teilenummer Part number	Abmessung Dimension
----------------------------	------------------------

Teilenummer Part number	Abmessung Dimension
----------------------------	------------------------

VAUXHALL

94380679	ZRK 1097
94382106	4 PK 966
94382107	4 PK 805
94382214	521ST
94382215	522UT
94385561	ZRK 1280
94442970	AVX 13 x 1500
94449307	ZRK 1280
94468652	AVX 13 x 875
94482166	AVX 13 x 1450
949602	8 PK 2188
950353	AVX 10 x 875
950358	AVX 10 x 875
950359	AVX 10 x 1075
950359	AVX 10 x 1075 TM
950360	AVX 10 x 875
950365	AVX 10 x 800
950366	AVX 10 x 950
950367	AVX 10 x 813
950373	AVX 13 x 1450
950375	AVX 13 x 1450
96440421	6 PK 2065
96628779	6 PK 2404
96628792	6 PK 1890
97065986	ZRK 1097
97112438	520ST
97114552	520ST
97130560	6 PK 2285
97130561	6 PK 2040
97143724	ZRK 1431
97186395	6 PK 1250
97186396	6 PK 1590
97229071	6 PK 1590
97232826	6 PK 1625
97232875	6 PK 1275
97350979	6 PK 1920
97714044	AVX 13 x 1450
9960524	AVX 10 x 888

VOLGA

7932563795	AVX 10 x 650
7932563844	AVX 10 x 888
7932564068	AVX 10 x 1025

VOLVO

0463633	700ST
04636338	700ST
074130113E	ZRK 1238
1091107	8 PK 1435 TM
125086	AVX 10 x 750
1257120	103UT
12571204	103UT
1257223	ZRK 1376
1257237	ZRK 1090
1271828	6 PK 1610
1271829	6 PK 1751
1275725	6 PK 1420
1275726	6 PK 1675
1326284	703UT
13262845	703UT
1336953	701ST
13369533	701ST
1357936	705UT
13579362	705UT
1378122	704ST

VOLVO

185002	AVX 10 x 935
20411420	10 PK 1350 TM
20411860	10 PK 1400 TM
20412534	8 PK 1275 TM
20412535	8 PK 1365 TM
20430363	8 PK 830 TM
20430367	8 PK 975 TM
20430368	8 PK 975 TM
20430378	8 PK 1435 TM
20430380	8 PK 1715 TM
20430381	10 PK 1070 TM
20430382	10 PK 1108 TM
20430384	10 PK 1145 TM
20440169	10 PK 1350 TM
20708127	8 PK 830 TM
209287	AVX 13 x 875
209287	AVX 13 x 875 TM
250257	ZRK 1323
250334	ZRK 1443
268626	AVX 10 x 775
271705	ZRK 1188
2717056	ZRK 1188
271713	ZRK 1057
271714	ZRK 1019
271746	ZRK 1186
271747	ZRK 1177
271834	ZRK 1191
271835	ZRK 1021
271856	ZRK 1191
271876	ZRK 1194
271952	ZRK 1188
272327	ZRK 1191
272328	ZRK 1079
272329	ZRK 1187
272386	ZRK 1194
272462	ZRK 1301
272472	ZRK 1463
274184	ZRK 1463
274247	ZRK 1702
274338	ZRK 1187
274557	KT 1434
274562	ZRK 1172
274602	6 PK 1205
298673	AVX 10 x 1225
298673	AVX 10 x 1235
30616942	5 PK 1125
30621261	603UT
30621318	6 PK 1795
30621589	KT 1434
30623381	5 PK 1125
30637495	6 PK 975
30637504	6 PK 800
30638277	246ST
30650846	5 EPK 868
30650847	6 EPK 1059
30681318	5 PK 1130
30711066	KT 1390
30711068	331ST
30711069	332UT
30711607	ZRK 1172
30731772	ZRK 1702
30731808	6 DPK 1841
30731809	6 DPK 1853
30731811	6 DPK 1825
30731861	6 DPK 1841

VOLVO

30731862	6 DPK 1825
30731937	6 PK 2200
30735750	231ST
30750739	631UT
30750904	231ST
30751288	6 PK 1205
30751981	331ST
30757007	6 PK 1205
30757514	5 PK 1125
30758260	KT 1118
30758261	KT 1317
30777352	6 PK 1840
30777408	KT 1434
30777409	KT 1132
30777417	5 EPK 705
30777530	5 PK 850
30777531	5 PK 890
30777660	6 PK 1215
30777865	KT 1390
30809320	6 PK 1138
30819189	6 PK 1642
30819383	ZRK 1146
30855992	603UT
30855993	602ST
30864046	ZRK 1195
30864050	631UT
30865077	ZRK 1075
30865078	631UT
30873480	5 PK 1345
30873534	4 PK 780
30873950	ZRK 1211
30873954	237UT
30874031	5 PK 1080
30874227	189UT
30883810	ZRK 1067
30883811	346ST
30883832	6 PK 1795
30889400	632ST
30889794	6 PK 1138
31104600	ZRK 1463
31216255	6 PK 1642
312162555	6 PK 1642
31251046	6 PK 1205
31251305	6 PK 2215
31251758	6 PK 975
31251775	6 PK 800
31258305	KT 1474
31258306	ZRK 1702
31258381	5 PK 1125
31259239	331ST
31272251	6 PK 1795
31272339	6 PK 1795
3170949	2-AVX 13 x 1950 TM
3195992	8 PK 1850 TM
32092876	AVX 13 x 875
32092876	AVX 13 x 875 TM
3210827	AVX 10 x 1235
3244271	AVX 10 x 864
3244272	AVX 10 x 935
3244272	AVX 10 x 938
3287513	ZRK 1101
3287514	4 PK 884
3287776	607UT
32877763	607UT
3287778	606ST



Teilenummer Part number	Abmessung Dimension
----------------------------	------------------------

Teilenummer Part number	Abmessung Dimension
----------------------------	------------------------

Teilenummer Part number	Abmessung Dimension
----------------------------	------------------------

VOLVO

32877789	606ST
3290730	AVX 10 x 1215
329073015	AVX 10 x 1215
3298673	AVX 10 x 1235
3342103	ZRK 1133
3342138	5 PK 850
3342143	601ST
33421439	601ST
3342860	5 PK 886
3343106	4 PK 884
3343720	ZRK 1276
33437203	ZRK 1276
3343740	603UT
3343741	602ST
3343893	ZRK 1147
3411617	6 PK 1153
3416012	6 PK 845
3417142	6 PK 1560
3434934	6 PK 1555
3446588	6 PK 845
3450074	3 PK 600
3454404	3 PK 600
3454405	6 PK 1555
3463763	ZRK 1135
3470280	6 PK 1175
3473195	6 PK 1153
3473196	6 PK 845
3473197	3 PK 600
3473198	6 PK 1555
3474598	3 PK 600
3485927	6 PK 1153
3507227	ZRK 1376
3507651	ZRK 1188
3507652	ZRK 1186
3507704	ZRK 1177
3517995	ZRK 1188
3531279	706UT
35312792	706UT
3531358	ZRK 1019
3547543	704ST
35475433	704ST
3547573	6 PK 1625
3547607	6 PK 1625
3547608	6 PK 1270
3979980	KT 7001
417550	AVX 13 x 1450
417550	AVX 13 x 1450 TM
419407	AVX 10 x 888
419419	AVX 10 x 990
419520	AVX 10 x 888
422602	AVX 13 x 1200
422602	AVX 13 x 1200 TM
460481	AVX 10 x 888
461130	AVX 10 x 875
463377	ZRK 1057
463633	700ST
4636338	700ST
483185	AVX 13 x 1175
483185	AVX 13 x 1175 TM
684121300	AVX 13 x 1325
684121300	AVX 13 x 1325 TM
684121325	AVX 13 x 1325
684121325	AVX 13 x 1325 TM
684121425	AVX 13 x 1425
684121425	AVX 13 x 1425 TM

VOLVO

6842469	ZRK 1019
6849008	6 PK 1625
6849009	6 PK 1270
6G9N8620BB	6 PK 1205
70302957	8 PK 1850 TM
70308834	2-AVX 13 x 1450 TM
70312600	8 PK 1327 TM
70326598	10 PK 1860 TM
7400269672	AVX 10 x 1100
7700104652	ZRK 1195
7700107305	ZRK 1075
7700109601	ZRK 1067
7700109632	ZRK 1067
7700718261	4 PK 884
7700865429	6 PK 1138
7700869538	6 PK 1642
795088	AVX 13 x 1150
795088	AVX 13 x 1150 TM
8029802	AVX 13 x 950
8029802	AVX 13 x 950 TM
8149879	KT 7001
8158380	8 PK 1215 TM
8200058139	6 PK 1642
8610041	KT 1118
8627228	6 DPK 1853
8627484	ZRK 1187
8630590	707UT
8631557	ZRK 1702
8642248	632ST
8642251	246ST
8642479	6 PK 1138
8642562	6 PK 1642
8653617	6 PK 2510
8653649	KT 1428
8653650	ZRK 1452
8653651	447ST
8653652	448UT
8670054	ZRK 1702
8670068	6 PK 1215
8670156	6 PK 1305
8670484	246ST
8677053	153ST
8687851	246ST
8692141	6 DPK 1825
8692630	246ST
8692811	5 PK 890
8692955	5 PK 850
8D9478	ZRK 1194
9135031	ZRK 1191
9135032	ZRK 1021
9135036	708ST
91350363	708ST
9135553	ZRK 1194
9135555	709ST
91355550	709ST
9135556	232UT
91355560	232UT
9135733	ZRK 1191
9135933	ZRK 1240
9135946	141UT
91359463	141UT
9146117	6 PK 1250
9146139	714UR
91461392	714UR
9146160	6 PK 1642

VOLVO

9146376	707UT
9146377	707UT
91463778	707UT
9146557	6 PK 1625
9146844	6 PK 1250
9146973	6 PK 1270
9179393	ZRK 1238
9180594	234ST
9180701	6 PK 1555
9180702	6 PK 1795
9186258	153ST
9186319	6 PK 1685
9186320	6 PK 1432
9186352	6 PK 1748
9189146	ZRK 1079
9189229	6 PK 1751
9202398	ZRK 1238
9207919	6 PK 1760
9207920	6 PK 1625
9207927	233ST
92079276	233ST
9404713	ZRK 1463
9434341	6 PK 1748
9440329	246ST
9440383	ZRK 1187
9458376	6 DPK 1841
9458411	6 PK 1751
9458469	6 DPK 1825
9464100	ZRK 1301
9464101	153ST
94641016	153ST
9465066	ZRK 1194
9471799	6 DPK 1841
9471981	6 DPK 1841
9479619	AVX 13 x 1225
9479627	AVX 13 x 1275
9493131	AVX 13 x 1325
9497241	6 DPK 1853
950805	AVX 10 x 710
950807	AVX 10 x 888
950809	AVX 10 x 935
950811	AVX 10 x 990
950812	AVX 10 x 1025
950813	AVX 10 x 1050
950814	AVX 10 x 1075
950814	AVX 10 x 1075 TM
950815	AVX 10 x 1100
950819	AVX 10 x 1200
950821	AVX 10 x 1250
950822	AVX 10 x 1275
950823	AVX 10 x 1300
950825	AVX 10 x 1350
950826	AVX 10 x 1375
950832	AVX 10 x 1525
950845	AVX 13 x 1000
950845	AVX 13 x 1000 TM
950848	AVX 13 x 1075
950848	AVX 13 x 1075 TM
950849	AVX 13 x 1100
950849	AVX 13 x 1100 TM
950852	AVX 13 x 1175
950852	AVX 13 x 1175 TM
950853	AVX 13 x 1200
950853	AVX 13 x 1200 TM
950856	AVX 13 x 1275



Teilenummer Part number	Abmessung Dimension	Teilenummer Part number	Abmessung Dimension	Teilenummer Part number	Abmessung Dimension
VOLVO		VOLVO		VOLVO	
950856	AVX 13 x 1275 TM	958347	AVX 10 x 800	958548	AVX 13 x 1325 TM
950857	AVX 13 x 1300	958352	AVX 10 x 925	958549	AVX 13 x 1325 TM
950858	AVX 13 x 1325	958354	AVX 10 x 975	958549	AVX 13 x 1350
950859	AVX 13 x 1350	958358	AVX 10 x 1075	958550	AVX 13 x 1375
950859	AVX 13 x 1350 TM	958358	AVX 10 x 1075 TM	958550	AVX 13 x 1375 TM
950860	AVX 13 x 1375	958359	AVX 10 x 1100	958554	AVX 13 x 1475
950860	AVX 13 x 1375 TM	958360	AVX 10 x 1125	958554	AVX 13 x 1475 TM
950861	AVX 13 x 1400	958361	AVX 10 x 1150	958589	AVX 13 x 1225
950861	AVX 13 x 1400 TM	958363	AVX 10 x 1200	960182	AVX 10 x 888
950866	AVX 13 x 1525	958366	AVX 10 x 1275	960281	AVX 10 x 864
950866	AVX 13 x 1525 TM	958369	AVX 10 x 1350	960282	AVX 10 x 888
9515801	AVX 13 x 1425	958381	AVX 13 x 1650	960283	AVX 10 x 913
9515801	AVX 13 x 1425 TM	958381	AVX 13 x 1650 TM	960284	AVX 10 x 935
9515805	AVX 13 x 1525	958383	AVX 13 x 1700	960284	AVX 10 x 938
9515805	AVX 13 x 1525 TM	958383	AVX 13 x 1700 TM	960285	AVX 10 x 960
951684	AVX 10 x 850	958385	AVX 13 x 1750	960285	AVX 10 x 965
9518400	AVX 13 x 1775	958385	AVX 13 x 1750 TM	960286	AVX 10 x 980
9518400	AVX 13 x 1775 TM	958480	AVX 13 x 750	960287	AVX 10 x 1013
9518588	AVX 13 x 1900	958480	AVX 13 x 750 TM	960289	AVX 10 x 1050
9518588	AVX 13 x 1900 TM	958484	AVX 13 x 850	960293	AVX 10 x 1150
952119	AVX 10 x 710	958487	AVX 13 x 925	960295	AVX 10 x 1215
952138	AVX 10 x 1200	958487	AVX 13 x 925 TM	960296	AVX 10 x 1235
952141	AVX 10 x 1275	958489	AVX 13 x 975	960327	AVX 10 x 913
952144	AVX 10 x 1350	958489	AVX 13 x 975 TM	960459	AVX 13 x 925
9522144	AVX 13 x 1900	958490	AVX 13 x 1000	960459	AVX 13 x 925 TM
9522144	AVX 13 x 1900 TM	958492	AVX 13 x 1050	960468	AVX 10 x 1150
952244	AVX 13 x 925	958492	AVX 13 x 1050 TM	960475	AVX 13 x 1325
952244	AVX 13 x 925 TM	958493	AVX 13 x 1075	960475	AVX 13 x 1325 TM
952248	AVX 13 x 1025	958493	AVX 13 x 1075 TM	960512	AVX 13 x 1125
952248	AVX 13 x 1025 TM	958494	AVX 13 x 1100	960512	AVX 13 x 1125 TM
952249	AVX 13 x 1050	958495	AVX 13 x 1125	960519	AVX 13 x 1300
952249	AVX 13 x 1050 TM	958497	AVX 13 x 1175	960519	AVX 13 x 1300 TM
952254	AVX 13 x 1175	958497	AVX 13 x 1175 TM	9650686080	6 PK 1215
952254	AVX 13 x 1175 TM	958498	AVX 13 x 1200	966381	AVX 10 x 1060
952255	AVX 13 x 1200	958499	AVX 13 x 1225	966382	AVX 10 x 1100
952255	AVX 13 x 1200 TM	958499	AVX 13 x 1225 TM	966383	AVX 10 x 1175
952259	AVX 13 x 1300	958502	AVX 13 x 1300	966384	AVX 10 x 1200
952259	AVX 13 x 1300 TM	958502	AVX 13 x 1300 TM	966385	AVX 10 x 1250
952260	AVX 13 x 1325	958503	AVX 13 x 1325	966387	AVX 13 x 1050
952260	AVX 13 x 1325 TM	958503	AVX 13 x 1325 TM	966387	AVX 13 x 1050 TM
952261	AVX 13 x 1350	958504	AVX 13 x 1350	966388	AVX 13 x 1250
952261	AVX 13 x 1350 TM	958504	AVX 13 x 1350 TM	966388	AVX 13 x 1250 TM
952268	AVX 13 x 1525	958505	AVX 13 x 1375	966389	AVX 13 x 1300
952268	AVX 13 x 1525 TM	958506	AVX 13 x 1400	966389	AVX 13 x 1300 TM
958300	AVX 10 x 750	958506	AVX 13 x 1400 TM	966390	AVX 13 x 1325
958302	AVX 10 x 800	958509	AVX 13 x 1475	966390	AVX 13 x 1325 TM
958305	AVX 10 x 875	958512	AVX 13 x 1550	966391	AVX 13 x 1100
958307	AVX 10 x 925	958525	AVX 13 x 750	966391	AVX 13 x 1100 TM
9583071	AVX 10 x 925	958525	AVX 13 x 750 TM	966392	AVX 13 x 1125
958308	AVX 10 x 950	958539	AVX 13 x 1100	966392	AVX 13 x 1125 TM
958309	AVX 10 x 975	958539	AVX 13 x 1100 TM	966393	AVX 13 x 1200
958312	AVX 10 x 1050	958540	AVX 13 x 1125	966393	AVX 13 x 1200 TM
958313	AVX 10 x 1075	958540	AVX 13 x 1125 TM	966394	AVX 13 x 1200
958313	AVX 10 x 1075 TM	958542	AVX 13 x 1175	966394	AVX 13 x 1200 TM
958314	AVX 10 x 1100	958542	AVX 13 x 1175 TM	966395	AVX 13 x 1225
958315	AVX 10 x 1225	958543	AVX 13 x 1200	966395	AVX 13 x 1225 TM
958316	AVX 10 x 1150	958543	AVX 13 x 1200 TM	966396	AVX 13 x 1275 TM
958317	AVX 10 x 1175	958544	AVX 13 x 1225	966397	AVX 13 x 1325
958318	AVX 10 x 1200	958545	AVX 13 x 1250	966397	AVX 13 x 1325 TM
958320	AVX 10 x 1250	958545	AVX 13 x 1250 TM	966398	AVX 13 x 1325
958324	AVX 10 x 1350	958546	AVX 13 x 1275	966398	AVX 13 x 1325 TM
958325	AVX 10 x 1375	958546	AVX 13 x 1275 TM	9663980	AVX 13 x 1325
958326	AVX 10 x 1400	958547	AVX 13 x 1300	966399	AVX 13 x 1350
958343	AVX 10 x 700	958547	AVX 13 x 1300 TM	966399	AVX 13 x 1350 TM
958345	AVX 10 x 750	958548	AVX 13 x 1325	966605	AVX 13 x 1475



Teilenummer Part number	Abmessung Dimension	Teilenummer Part number	Abmessung Dimension	Teilenummer Part number	Abmessung Dimension
VOLVO		VOLVO		VOLVO	
966605	AVX 13 x 1475 TM	967184	AVX 13 x 1075	976483	AVX 10 x 950
966693	AVX 10 x 1050	967184	AVX 13 x 1075 TM	976485	AVX 10 x 1125
966694	AVX 10 x 1075	967191	AVX 13 x 1250	976489	AVX 10 x 1175
966694	AVX 10 x 1075 TM	967191	AVX 13 x 1250 TM	976490	AVX 10 x 1200
966695	AVX 10 x 1125	967194	AVX 13 x 1325	977221	AVX 13 x 1350
966696	AVX 10 x 1150	967194	AVX 13 x 1325 TM	977221	AVX 13 x 1350 TM
966702	AVX 13 x 1375	967197	AVX 13 x 1425	977260	AVX 10 x 925
966702	AVX 13 x 1375 TM	967197	AVX 13 x 1425 TM	977317	AVX 13 x 1250
966845	AVX 13 x 1125	967199	AVX 13 x 1450	977317	AVX 13 x 1250 TM
966845	AVX 13 x 1125 TM	967199	AVX 13 x 1450 TM	977319	AVX 13 x 1300
966846	AVX 13 x 1150	967201	AVX 13 x 1500	977319	AVX 13 x 1300 TM
966846	AVX 13 x 1150 TM	967201	AVX 13 x 1500 TM	977320	AVX 13 x 1400
966847	AVX 13 x 1175	967202	AVX 13 x 1500	977320	AVX 13 x 1400 TM
966847	AVX 13 x 1175 TM	967202	AVX 13 x 1500 TM	977321	AVX 13 x 1425
966858	AVX 13 x 1300	967204	AVX 13 x 1525	977321	AVX 13 x 1425 TM
966858	AVX 13 x 1300 TM	967204	AVX 13 x 1525 TM	977322	AVX 13 x 1450
966869	AVX 10 x 1150	967205	AVX 13 x 1550	977322	AVX 13 x 1450 TM
966894	AVX 10 x 750	967205	AVX 13 x 1550 TM	977323	AVX 13 x 1500
966898	AVX 10 x 800	967206	AVX 13 x 1550	977323	AVX 13 x 1500 TM
966902	AVX 10 x 850	967206	AVX 13 x 1550 TM	977571	AVX 10 x 913
966904	AVX 10 x 875	967207	AVX 13 x 1550	977572	AVX 13 x 1250
966905	AVX 13 x 850	967207	AVX 13 x 1550 TM	977572	AVX 13 x 1250 TM
966909	AVX 10 x 938	968135	AVX 13 x 1425	977573	AVX 13 x 1400
966909	AVX 10 x 940	968296	AVX 10 x 1000	977573	AVX 13 x 1400 TM
966910	AVX 10 x 950	968320	AVX 10 x 1000	977731	AVX 13 x 950
966912	AVX 10 x 975	968326	AVX 10 x 1175	977731	AVX 13 x 950 TM
966913	AVX 10 x 990	968424	AVX 10 x 913	977822	8 PK 1005 TM
966915	AVX 10 x 1013	968425	AVX 10 x 925	977825	8 PK 1020 TM
966923	AVX 10 x 1235	968910	AVX 10 x 1150	977828	8 PK 1035 TM
9669236135	AVX 10 x 1250	968933	AVX 10 x 1075	977828	KT 7001
966931	AVX 10 x 1400	968933	AVX 10 x 1075 TM	977832	8 PK 1055 TM
966964	AVX 10 x 913	968934	AVX 10 x 1075	977836	8 PK 1075 TM
966965	AVX 10 x 925	968934	AVX 10 x 1075 TM	977840	8 PK 1095 TM
966968	AVX 10 x 975	968935	AVX 10 x 1100	978207	8 PK 800 TM
966976	AVX 10 x 1075	968936	AVX 10 x 1100	978213	8 PK 830 TM
966976	AVX 10 x 1075 TM	969474	AVX 10 x 1275	978214	8 PK 830 TM
966978	AVX 10 x 1100	969991	AVX 13 x 1200	978227	8 PK 900 TM
966993	AVX 10 x 1350	969992	AVX 13 x 1200	978228	8 PK 900 TM
9670068	6 PK 1215	973487	AVX 11,9 x 1010	978229	8 PK 900 TM
967102	AVX 13 x 925	973488	AVX 11,9 x 1000	978238	8 PK 955 TM
967102	AVX 13 x 925 TM	973489	AVX 13 x 975	978242	8 PK 975 TM
967103	AVX 13 x 925	973489	AVX 13 x 975 TM	978243	8 PK 975 TM
967103	AVX 13 x 925 TM	9734898	AVX 13 x 975	978273	AVX 10 x 1175
967107	AVX 13 x 975	9734898	AVX 13 x 975 TM	978367	AVX 10 x 1200
967107	AVX 13 x 975 TM	973490	AVX 13 x 1060 TM	978383	AVX 13 x 900
967111	AVX 13 x 1025	973490	AVX 13 x 1075	978383	AVX 13 x 900 TM
967111	AVX 13 x 1025 TM	973534	AVX 10 x 800	978397	AVX 13 x 1175
967112	AVX 13 x 1050	973535	AVX 10 x 850	978704	AVX 13 x 1050
967112	AVX 13 x 1050 TM	9735358	AVX 10 x 940	978704	AVX 13 x 1050 TM
967113	AVX 13 x 1060	973537	AVX 10 x 925	978740	AVX 13 x 1150
967114	AVX 13 x 1075	973538	AVX 10 x 935	978740	AVX 13 x 1150 TM
967114	AVX 13 x 1075 TM	973538	AVX 10 x 938	978751	AVX 13 x 1200
967122	AVX 13 x 1175	973539	AVX 10 x 950	978751	AVX 13 x 1200 TM
967122	AVX 13 x 1175 TM	973540	AVX 10 x 975	978756	AVX 13 x 1225
967126	AVX 13 x 1225	973541	AVX 10 x 975	978756	AVX 13 x 1225 TM
967126	AVX 13 x 1225 TM	973542	AVX 10 x 990	978787	AVX 13 x 1375
967129	AVX 13 x 1275	973543	AVX 10 x 1013	978828	AVX 13 x 1575
967129	AVX 13 x 1275 TM	973544	AVX 10 x 1235	978828	AVX 13 x 1575 TM
967133	AVX 13 x 1350	973545	AVX 13 x 1425	978829	AVX 13 x 1575
967133	AVX 13 x 1350 TM	973547	AVX 10 x 875	978829	AVX 13 x 1575 TM
967137	AVX 13 x 1400	973548	AVX 13 x 925	979631	AVX 13 x 975
967137	AVX 13 x 1400 TM	973548	AVX 13 x 925 TM	979631	AVX 13 x 975 TM
967139	AVX 13 x 1425	973982	AVX 10 x 925	979956	8 PK 1230 TM
967144	AVX 13 x 1075	976115	AVX 10 x 1250	980481	8 PK 1560 TM
967144	AVX 13 x 1075 TM	976411	AVX 10 x 888	980886	8 PK 1435 TM



Teilenummer Part number	Abmessung Dimension	Teilenummer Part number	Abmessung Dimension	Teilenummer Part number	Abmessung Dimension
VOLVO		VW		VW	
981331	10 PK 1070 TM	026109243C	175UT	028903137AS	6 PK 1055
981335	10 PK 1108 TM	026109243E	100UT	028903137B	6 PK 1045
981337	10 PK 1136 TM	026109243F	175UT	028903137BB	6 PK 1045
981338	10 PK 1145 TM	026109243F	100UT	028903137E	AVX 10 x 980
981387	10 PK 1950 TM	026109243F	175UT	028903137G	6 PK 925
981388	10 PK 2063 TM	026109243G	175UT	028903137T	6 PK 1045
981390	10 PK 1690 TM	026109243L	100UT	029018381B	AVX 13 x 950
981680	AVX 11,9 x 1000	026109243L	175UT	030109119A	ZRK 1012
981723	8 PK 1715 TM	026142571	AVX 10 x 725	030109119AB	ZRK 1288
982570	8 PK 1560 TM	026145271	AVX 10 x 730	030109119B	ZRK 1012
MD304887	5 PK 1345	026198119	KT 1135	030109119E	ZRK 1012
MD343575	4 PK 780	026903137C	AVX 10 x 950	030109119F	ZRK 1321
MD345384	5 PK 1080	027109119A	ZRK 1232	030109119G	ZRK 1288
VW		027109119B	ZRK 1232	030109119H	ZRK 1288
00A260849	6 PK 2205	027109119C	ZRK 1232	030109119M	ZRK 1288
00A903137	6 PK 2100	027109243	102ST	030109119S	ZRK 1288
021012060A	463UT	027198119	KT 1382	030109243C	124ST
021131615	AVX 10 x 710	027903137	AVX 10 x 630	030109243D	125ST
021131615A	AVX 10 x 710	027903137A	AVX 10 x 864	030109243F	125ST
021145933	7 DPK 1360	028109119AA	ZRK 1304	030109243J	125ST
021145933A	7 PK 1290	028109119AC	ZRK 1339	030109243K	125ST
021145933B	7 PK 1290	028109119D	ZRK 1290	030109243L	222ST
021145933C	7 PK 1290	028109119G	ZRK 1290	030109243M	222ST
021145933D	7 DPK 1360	028109119H	ZRK 1290	030145933	6 PK 1100
021145933G	7 PK 1290	028109119J	ZRK 1290	030145933AB	6 PK 760
021145933H	7 DPK 1360	028109119K	ZRK 1290	030145933AC	6 PK 1700
021145933K	7 DPK 1400	028109119M	ZRK 1290	030145933AQ	6 PK 1700
021145933P	7 DPK 1360	028109119N	ZRK 1339	030145933E	6 PK 1070
021903109A	AVX 10 x 965	028109119P	ZRK 1290	030145933G	6 PK 1070
021903137A	AVX 10 x 965	028109119S	ZRK 1304	030145933K	6 PK 1078
022145933AG	6 PK 1610	028109243D	121ST	030145933L	6 PK 1070
022145933AP	6 PK 1610	028109243E	128ST	030145933R	6 PK 1070
022145933F	7 PK 1280	028109243F	128ST	030145933T	6 PK 1070
022145933G	6 DPK 1320	028109243G	121ST	030198119A	KT 1034
022145933H	6 PK 1265	028109243H	238ST	030198119B	KT 1285
022145933N	6 PK 1240	028109243J	238ST	030903137AB	6 PK 750
022145933T	6 PK 1625	028109243K	238ST	030903137E	AVX 11,9 x 710
023109243	422ST	028109244	111UT	030903137K	6 PK 737
023145271	AVX 10 x 864	028145271E	AVX 11,5 x 685	030903137T	6 PK 750
023145271A	AVX 10 x 864	028145271F	AVX 11,5 x 755	031109119C	ZRK 1116
023260849	AVX 13 x 1325	028145271G	AVX 11,5 x 730	031109119D	ZRK 1116
023260849A	AVX 13 x 1325	028145271H	AVX 11,5 x 790	031130113C	ZRK 1265
023903137A	AVX 10 x 1075	028145271K	AVX 10 x 730	032109119	ZRK 1215
023903137A	AVX 10 x 1075 TM	028145271M	AVX 11,5 x 790	032109119F	ZRK 1289
023903137B	AVX 10 x 1075	028145278A	114SR	032109119G	ZRK 1289
023903137B	AVX 10 x 1075 TM	028145278E	114SR	032109119J	ZRK 1289
023903137B	AVX 10 x 1075 TM	028145278J	143UR	032145933	6 PK 1185
023903137C	AVX 10 x 1140	028198119	KT 1004	032145933AA	6 PK 1550
023903137D	AVX 10 x 1140	028198119A	KT 1021	032145933AB	6 PK 1540
023903137E	AVX 13 x 1275	028198119B	KT 1014	032145933E	6 PK 1125
023903137F	AVX 13 x 1275	028198119C	KT 1358	032145933G	6 PK 1125
025260849B	AVX 13 x 1150	028198119D	KT 1308	032145933Q	6 PK 1125
025903137	AVX 10 x 1075	028198119E	KT 1087	032145933R	6 PK 1550
025903137	AVX 10 x 1075 TM	028198119G	KT 1326	032145933S	6 PK 1125
025903137A	AVX 10 x 1100	028260849D	6 PK 1145	032145933T	6 PK 1185
025903137E	AVX 10 x 1100	028260849L	6 PK 1145	032198119	KT 1032
025903137F	AVX 10 x 1100	028260849N	6 PK 1145	034109119	ZRK 1055
025903137G	AVX 10 x 1100	028903137	AVX 10 x 925	034260849	AVX 13 x 910
026109119B	ZRK 1237	028903137AA	6 PK 925	034903137	AVX 10 x 825
026109119D	ZRK 1237	028903137AD	6 PK 925	035109119	ZRK 1049
026109243	100UT	028903137AJ	5 PK 1590	035145271C	AVX 13 x 1025
026109243	175UT	028903137AL	5 PK 1219	035145271E	AVX 13 x 1015
026109243A	100UT	028903137AM	6 PK 925	035145271F	AVX 13 x 1000
026109243A	175UT	028903137AP	5 PK 1219	035260849C	AVX 13 x 992
026109243C	100UT	028903137AR	5 PK 1590	035903137A	AVX 10 x 800



Teilenummer Part number	Abmessung Dimension	Teilenummer Part number	Abmessung Dimension	Teilenummer Part number	Abmessung Dimension
VW		VW		VW	
035903137B	AVX 10 x 800	037903137C	6 PK 975	03G903137H	6 PK 820
035903137C	AVX 10 x 785	037903137D	6 PK 894	03L109119	ZRK 1544
035903137D	AVX 10 x 800	037903137E	6 PK 894	03L109119A	ZRK 1544
035903137E	AVX 10 x 800	037903137F	6 PK 975	03L109119B	ZRK 1572
036109119	ZRK 1222	037903137G	6 PK 975	03L109119C	ZRK 1572
036109119A	ZRK 1219	037903137H	6 PK 1035	03L109119D	ZRK 1544
036109119AC	ZRK 1001	038109119	ZRK 1305	03L109119E	ZRK 1572
036109119AG	ZRK 1001	038109119D	ZRK 1305	03L109119F	ZRK 1544
036109119B	ZRK 1001	038109119L	ZRK 1338	03L109119G	ZRK 1572
036109119C	ZRK 1001	038109119M	ZRK 1423	03L109119J	ZRK 1572
036109119D	ZRK 1219	038109119N	ZRK 1338	03L109243A	466ST
036109119H	ZRK 1219	038109119P	ZRK 1338	03L109244C	160UT
036109119M	ZRK 1001	038109119S	ZRK 1338	03L109244D	119UT
036109119P	ZRK 1001	038109243	155ST	03L198119	KT 1420
036109119Q	ZRK 1001	038109243D	155ST	03L903137	6 PK 1070
036109181A	147ST	038109243F	155ST	03L903137B	6 EPK 842
036109181B	147ST	038109243G	155ST	03L903137D	6 PK 1078
036109243AB	146ST	038109243H	155ST	03L903137H	6 PK 1555
036109243AD	146ST	038109243M	162ST	03L998037	6 EPK 842
036109243AF	146ST	038109243N	155ST	041903137A	AVX 10 x 950
036109243AG	148ST	038109244B	132UT	044109119D	ZRK 1315
036109243E	146ST	038109244C	132UT	044145271	AVX 10 x 650
036109243F	385ST	038109244E	150UT	044145271K	AVX 10 x 650
036109243L	146ST	038109244H	132UT	044260849B	6 PK 1590
036109243R	146ST	038109244J	163UT	044903137	AVX 10 x 965
036109244C	145UT	038109244M	132UT	044903137AE	6 PK 1060
036109244D	145UT	038109244N	163UT	044903137G	6 PK 1555
036109244J	145UT	038109244Q	150UT	044903137H	6 PK 1460
036145933AD	6 PK 1145	038145276	140UR	044903137L	AVX 10 x 965
036145933AG	6 PK 737	038198119	KT 1238	044903137R	6 PK 1870
036145933AJ	6 PK 1078	038198119A	KT 1237	045109119D	ZRK 1439
036145933AL	6 PK 870	038198119B	KT 1248	045109119E	ZRK 1439
036145933AR	6 PK 1375	038198119C	KT 1237	045109119L	ZRK 1439
036145933AS	6 PK 1795	038198119D	KT 1322	045109243A	152ST
036145933AT	6 PK 1078	038198119E	KT 1322	045109243B	159ST
036145933B	6 PK 1125	038198119F	KT 1226	045109243C	152ST
036145933D	6 PK 1125	038903137AA	6 PK 1185	045109243D	159ST
036145933F	6 PK 1090	038903137E	6 PK 1660	045109243F	162ST
036145933G	6 PK 1125	038903137G	6 PK 906	045109244A	160UT
036145933H	6 PK 1550	038903137H	5 PK 1435	045109479B	161ST
036145933J	6 PK 1078	038903137J	6 PK 1660	045109479C	151ST
036145933M	6 PK 745	038903137L	6 PK 1185	045109479D	344ST
036145933Q	6 PK 1125	038903137M	6 PK 780	045260849	6 DPK 1188
036198119	KT 1374	038903137N	6 PK 1100	045903137D	6 PK 995
036198119B	KT 1374	038903137R	6 PK 1138	045903137E	6 PK 858
036198119C	KT 1445	038903137S	6 DPK 1215	046109119	ZRK 1301
036198119E	KT 1209	038903137T	5 PK 1435	046109119E	ZRK 1301
036198119F	KT 1374	03C145933A	5 PK 491	046145271	AVX 10 x 800
037109119B	ZRK 1056	03C260849A	6 PK 1700	046198113	ZRK 1257
037109119C	ZRK 1315	03C903137A	6 PK 1600	046260849A	AVX 13 x 900
037145271	AVX 10 x 660	03D145933	6 PK 1450	046903137	AVX 10 x 900
037145271E	AVX 11,5 x 685	03D145933AD	6 PK 1880	047260849	AVX 13 x 900
037145271F	AVX 11,5 x 755	03D145933AG	6 PK 1450	047903137E	6 PK 1880
037145276	116UR	03D145933S	6 PK 1460	047903137G	6 PK 1520
037145276A	116UR	03E260849A	6 PK 1870	048109119B	ZRK 1315
037145933	6 PK 1655	03F260849A	6 PK 1690	048109119C	ZRK 1222
037145933A	6 PK 1751	03F903137A	6 PK 1432	048109119D	ZRK 1315
037145933B	6 PK 1655	03G109119	ZRK 1468	048109119E	ZRK 1315
037145933C	6 PK 1751	03G109119B	ZRK 1468	048109119F	ZRK 1315
037198119	KT 1258	03G109243	423ST	048109119G	ZRK 1222
037260849	6 PK 1153	03G109244	424UT	048131121	AVX 10 x 775
037260849A	6 PK 1145	03G198119	KT 1403	048198119	KT 1381
037260849B	6 PK 1145	03G903137A	6 PK 950	048260849	AVX 13 x 900
037260849C	6 PK 1153	03G903137B	6 PK 1055	048903137	AVX 10 x 900
037903137B	6 PK 894	03G903137F	6 PK 1610	049145271	AVX 10 x 875

Teilenummer Part number	Abmessung Dimension	Teilenummer Part number	Abmessung Dimension	Teilenummer Part number	Abmessung Dimension
VW		VW		VW	
049260849A	AVX 13 x 825	058903133D	134SR	068121039H	AVX 10 x 617
049903137	AVX 10 x 950	058903137E	5 PK 1300	068121039K	AVX 10 x 635
049903137A	AVX 10 x 938	059 198 119 A/	KT 1460	068121039L	AVX 10 x 838
049903137A	AVX 10 x 950	059109119A	ZRK 1464	068121039M	AVX 10 x 900
049903137B	AVX 10 x 950	059109119B	ZRK 1464	068145271	AVX 10 x 740
049903137C	AVX 10 x 950	059109119C	ZRK 1224	068145271A	AVX 10 x 740
049903137D	AVX 10 x 938	059109119D	ZRK 1581	068145271B	AVX 10 x 740
049903137D	AVX 10 x 940	059109119F	ZRK 1731	068145271C	AVX 10 x 763
049903137E	AVX 10 x 950	059109243D	244UT	068145271E	AVX 11,9 x 650
050260849	AVX 13 x 800	059109243F	297ST	068260149A	AVX 13 x 825
051109243	102ST	059109243G	297ST	068260849	AVX 13 x 950
051109243A	393ST	059109243J	244UT	068260849A	AVX 13 x 950
051198119	KT 1288	059109243L	297ST	068260849AE	AVX 13 x 1225
052109119	ZRK 1043	059109244	415UT	068260849B	AVX 13 x 950
052109119A	ZRK 1043	059109244A	415UT	068260849C	AVX 13 x 1000
052900333	AVX 10 x 685	059109244B	415UT	068260849D	AVX 13 x 1250
052903137	AVX 10 x 690	059109479B	247ST	068260849E	AVX 13 x 1225
052903137	AVX 10 x 695	059109487A	248ST	068260849G	AVX 13 x 950
052903137	AVX 10 x 700	059109487B	248ST	068260849J	AVX 13 x 865
052903137A	AVX 10 x 695	059109487C	248ST	068903137	AVX 10 x 730
052903137B	AVX 10 x 685	059119137A	AVX 10 x 1025	068903137A	AVX 10 x 875
052903137C	AVX 10 x 695	059130113	ZRK 1331	068903137AA	AVX 10 x 965
052903137D	AVX 10 x 695	059130113A	ZRK 1331	068903137AC	AVX 10 x 763
052903137E	AVX 10 x 695	059130113B	ZRK 1331	068903137AD	AVX 10 x 763
052903137F	AVX 10 x 675	059198119A	KT 1246	068903137AE	AVX 13 x 1225
052903137G	AVX 10 x 685	059198119A	KT 1441	068903137AF	AVX 10 x 600
052903137H	AVX 10 x 675	059198119A	KT 1444	068903137AG	AVX 10 x 695
052903137L	AVX 10 x 685	059198119B	KT 1246	068903137AL	AVX 10 x 735
052903137M	AVX 10 x 675	059198119B	KT 1441	068903137AM	AVX 10 x 710
054903137	AVX 10 x 864	059198119B	KT 1444	068903137AQ	AVX 10 x 695
055131615	AVX 10 x 725	059260849B	4 PK 1237	068903137AR	AVX 11,9 x 950
055131615A	AVX 10 x 825	059903137	AVX 10 x 875	068903137AS	AVX 10 x 965
055131615B	AVX 10 x 763	059903137AC	6 PK 2475	068903137AT	AVX 11,9 x 965
055260849	AVX 13 x 1125	059903137B	AVX 10 x 875	068903137B	AVX 10 x 875
055260849A	AVX 10 x 1125	059903137H	6 PK 2404	068903137C	AVX 10 x 600
055260849B	AVX 13 x 1050	059903137T	6 PK 2490	068903137D	AVX 10 x 965
055260849C	AVX 13 x 1025	060145271	AVX 10 x 800	068903137D	AVX 11,9 x 950
055260849E	AVX 13 x 1025	060145271A	AVX 10 x 800	068903137F	AVX 10 x 735
055260849E	AVX 13 x 1030	060419879	AVX 13 x 750	068903137G	AVX 10 x 625
055903137A	AVX 10 x 950	060903137	AVX 10 x 1013	068903137J	AVX 10 x 775
055903137B	AVX 10 x 1150	061419879	AVX 13 x 775	068903137L	AVX 10 x 875
055903137C	AVX 10 x 850	061903137	AVX 10 x 1140	068903137M	AVX 10 x 875
055903137G	AVX 10 x 850	062145278	400SR	068903137Q	AVX 10 x 730
055903137H	AVX 10 x 700	062145933	6 PK 1642	068903137Q	AVX 10 x 735
056109119A	ZRK 1056	062145933A	6 PK 1685	068903137R	AVX 10 x 735
056198119	KT 1001	062260849	6 PK 2130	068903137S	AVX 10 x 775
056198119	KT 1288	062260849B	6 PK 2155	068903137T	AVX 10 x 960
056903137	AVX 10 x 950	062903137	6 PK 2000	068903137T	AVX 10 x 965
058109119A	ZRK 1223	063903137	AVX 13 x 900	069109119A	ZRK 1376
058109119B	ZRK 1224	066145933J	6 DPK 1320	069109243B	103UT
058109119C	ZRK 1224	066145933K	6 PK 1265	069130113A	ZRK 1090
058109119D	ZRK 1223	068109119	ZRK 1242	069145107	AVX 10 x 600
058109243C	142ST	068109119A	ZRK 1242	069145271	AVX 13 x 1050
058109243E	142ST	068109119E	ZRK 1242	069903137	AVX 10 x 800
058109244	119UT	068109119F	ZRK 1242	069903137A	AVX 10 x 800
058109479B	141ST	068109243	101ST	069903137AC	AVX 10 x 763
058131121	AVX 10 x 650	068109243C	101ST	069903137B	AVX 10 x 813
058198119	KT 1206	068109243F	101ST	069903137C	AVX 11,5 x 790
058198479	KT 1205	068121039	AVX 10 x 600	06A109119A	KT 1301
058260511	133SR	068121039A	AVX 10 x 685	06A109119B	ZRK 1216
058260849	4 PK 855	068121039B	AVX 10 x 650	06A109119C	ZRK 1216
058260849A	4 PK 855	068121039C	AVX 10 x 617	06A109119D	ZRK 1216
058903133	134SR	068121039E	AVX 10 x 685	06A109119J	ZRK 1216
058903133B	134SR	068121039F	AVX 10 x 913	06A109119K	ZRK 1216
058903133C	134SR	068121039G	AVX 10 x 617	06A109479	120ST



















Teilenummer Part number	Abmessung Dimension	Teilenummer Part number	Abmessung Dimension	Teilenummer Part number	Abmessung Dimension
VW		VW		VW	
06A109479A	120ST	074109119B	ZRK 1301	074260849AC	6 PK 2228
06A109479B	120ST	074109119E	ZRK 1301	074260849AD	6 PK 2215
06A109479C	120ST	074109119F	ZRK 1241	074260849AE	6 PK 2215
06A145933D	6 PK 1125	074109119H	ZRK 1241	074260849J	6 PK 2130
06A145933L	6 PK 925	074109119J	ZRK 1301	074260849L	6 PK 2240
06A198119	KT 1133	074109119L	ZRK 1301	074260849S	6 PK 2170
06A198119B	KT 1230	074109119P	ZRK 1301	074260849T	6 PK 2228
06A260849B	6 DPK 1195	074109119R	ZRK 1301	074903137	AVX 10 x 838
06A260849C	6 DPK 1195	074109137AC	AVX 10 x 1150	074903137AA	6 PK 2000
06A260849E	6 DPK 1195	074109243C	236ST	074903137AB	AVX 10 x 1085
06A260849K	6 PK 1035	074109243E	153ST	074903137AC	AVX 10 x 1150
06A903315D	135SR	074109243F	149ST	074903137AF	AVX 10 x 1150
06A903315E	135SR	074109243G	149ST	074903137AH	AVX 13 x 1125
06A903315F	135SR	074109243H	236ST	074903137AM	6 PK 1765
06B109119A	ZRK 1220	074109243J	149ST	074903137AN	AVX 13 x 1125
06B109119B	ZRK 1220	074109243M	153ST	074903137AP	6 PK 2075
06B109119F	ZRK 1220	074109243R	149ST	074903137AR	6 PK 2100
06B109119L	ZRK 1220	074130113	ZRK 1270	074903137AS	6 PK 2075
06B109243	230ST	074130113E	ZRK 1238	074903137AT	6 PK 2065
06B109243A	127ST	074130113J	ZRK 1238	074903137BA	6 PK 2080
06B109243B	157ST	074130195	233ST	074903137BB	6 PK 2065
06B109243D	127ST	074130195B	233ST	074903137BC	6 PK 2115
06B109243E	157ST	074130245	234ST	074903137L	AVX 13 x 1275
06B109243F	127ST	074145271J	AVX 10 x 864	074903138	AVX 13 x 1175
06B109244	156UT	074145278E	116UR	075109119B	ZRK 1376
06B109477	136ST	074145933AD	6 PK 1751	075109119C	ZRK 1240
06B109477A	158ST	074145933AJ	6 PK 1695	075109243B	141UT
06B109479	136ST	074145933AK	6 PK 1765	075109243D	141UT
06B198119	KT 1230	074145933AL	6 PK 1352	075145271	AVX 13 x 800
06B198119A	KT 1232	074145933AR	6 PK 1751	075145271C	AVX 13 x 800
06B260849A	4 PK 855	074145933C	6 PK 1718	075260849	AVX 13 x 865
06B903137	5 PK 1300	074145933G	6 PK 2065	075903137	AVX 10 x 800
06B903137E	5 PK 1300	074145933N	6 PK 1345	076109119A	ZRK 1539
06C109119C	ZRK 1433	074145933P	6 PK 1718	076145107	AVX 10 x 1025
06D109119	ZRK 1313	074145933Q	6 PK 1352	076145933	6 PK 2000
06D109119B	ZRK 1443	074145933T	6 PK 2145	076260849	6 PK 2585
06D109119D	ZRK 1443	074198119	KT 1214	076260849A	4 EPK 970
06D109243	387ST	074198119	KT 1302	076260849B	6 PK 2585
06D109243B	442ST	074198119	KT 1442	076903137	AVX 10 x 813
06D109244A	386UT	074198119A	KT 1214	077109244C	349UT
06D109244B	386UT	074198119A	ZRK 1270	077109244E	383UT
06D109244C	443UT	074198119AQ	KT 1442	077109479D	348ST
06D109244D	443UT	074198119B	KT 1218	077109485E	347ST
06D109244E	443UT	074198119B	KT 1302	078109119D	ZRK 1279
06F198119	KT 1375	074198119B	KT 1515	078109243Q	137UT
06F198119A	KT 1432	074198119C	KT 1306	078109243R	137UT
06F260849E	6 PK 1045	074198119D	KT 1402	078109243S	137UT
06F260849L	6 PK 1055	074198119F	KT 1214	078109244H	138UT
06F903137E	6 PK 900	074198119F	ZRK 1270	078109244J	138UT
06F903137L	6 PK 955	074198119G	KT 1218	078109479E	139ST
06H121605E	ZRK 1585	074198119G	KT 1302	078109487A	235UT
06J260849D	6 PK 1115	074198119G	KT 1515	078109487C	235UT
070903137	AVX 10 x 1175	074198119H	KT 1214	078198119A	KT 1261
070903137A	AVX 10 x 695	074198119H	KT 1302	078198479	KT 1304
071145933D	6 PK 1660	074198119H	KT 1214	078903137AP	6 PK 1760
071145933F	6 PK 1285	074198119J	ZRK 1270	078903137BC	6 PK 1880
071145933H	6 PK 2373	074198119N	KT 1214	079903137AA	5 PK 1110
071145933L	6 DPK 1360	074198119N	ZRK 1270	07K145933C	5 PK 925
071145933M	6 PK 2373	074198119P	KT 1218	07K145933E	5 PK 1060
071145933N	6 DPK 1352	074198119P	KT 1302	07K145933G	5 PK 935
071145933P	6 DPK 1352	074198119P	KT 1515	111903137	AVX 13 x 900
073109119	ZRK 1048	074198119Q	KT 1214	111903137B	AVX 10 x 900
073109119A	ZRK 1212	074198119Q	KT 1302	111903137C	AVX 10 x 900
074109119	ZRK 1217	074260849	AVX 13 x 1325	111903137D	9,5 x 905 XDA
074109119A	ZRK 1301	074260849AB	6 PK 2240	111903137E	AVX 10 x 900











































Teilenummer Part number	Abmessung Dimension	Teilenummer Part number	Abmessung Dimension	Teilenummer Part number	Abmessung Dimension
VW					
111903137E	AVX 11,3 x 912	4153753	AVX 10 x 913		
113260849A	AVX 10 x 1060	4176840	ZRK 1051		
175903137D	AVX 10 x 825				
1H0119137	2 PJ 800				
1H0119137A	2 PJ 860				
1K0260849A	6 PK 1100				
1K0260849B	6 PK 1100				
1L0198001	KT 1381				
1L0198002	KT 1014				
1L0198002A	KT 1021				
21903137A	AVX 10 x 960				
255272916	AVX 13 x 1150				
2D0145933A	6 PK 2115				
2D0260849	6 PK 2215				
2X0109119A	ZRK 1423				
311903137	AVX 10 x 1050				
311903137A	AVX 10 x 1000				
311903137D	AVX 10 x 900				
311903137E	AVX 10 x 1050				
320260849	AVX 13 x 825				
357119137	2 PJ 786				
357119137E	2 PJ 800				
357119137F	2 PJ 860				
357119137G	2 PJ 786				
3A0119137B	2 PJ 905				
3A0119137C	2 PJ 845				
5X0145271	6 PK 1740				
6K0198001A	KT 1034				
6K0198001B	KT 1288				
6K0198001D	KT 1032				
6K0198002	KT 1001				
6K0198004	KT 1258				
6K0198005	KT 1004				
6Q0260849	6 PK 1735				
6Q0260849A	6 PK 1735				
6Q0260849C	6 PK 1735				
6Q0903137A	6 PK 1090				
701119137A	2 PJ 896				
701119137B	2 PJ 896				
9202398	ZRK 1238				
J1350354021	832ST				
J1350354030	833UT				
J1356854070	ZRK 1134				
J9091602209	AVX 13 x 1050				
J9933200830	AVX 13 x 825				
J9933201040	AVX 13 x 1050				
J9933210870	AVX 13 x 875				
J9936450830	4 PK 835				
J9936450840	4 PK 835				
O49903137B	AVX 10 x 950				
VW (FAW)					
06A109119E	ZRK 1216				
VW (SVW)					
06B109119M	ZRK 1220				
VW-PORSCHE					
021903137A	AVX 10 x 965				
WARTBURG					
108ZA19/1	AVX 10 x 700				
ZASTAVA					
4153752	AVX 10 x 950				



























optibelt KIT-no.	C1	C2	C3	C4	C5	C6
KT 1001 ZRK 1056	 100UT					
KT 1002 ZRK 1292	 510ST					
KT 1002 W1 ZRK 1292	 510ST					 WP1012
KT 1002 W2 ZRK 1292	 510ST					 WP1013
KT 1002 W3 ZRK 1292	 510ST					 WP1020
KT 1002 W4 ZRK 1292	 510ST					 WP1085
KT 1003 ZRK 1242	 101ST					
KT 1004 ZRK 1290	 101ST					
KT 1005 ZRK 1122	 204ST	 202UT	 203UT			
KT 1006 ZRK 1293 ZRK 1294	 323ST	 320ST	 304UT			
















optibelt KIT-no.	C1	C2	C3	C4	C5	C6
KT 1007 ZRK 1010	 200ST					
KT 1009 ZRK 1107	 301ST					
KT 1009 W1 ZRK 1107	 301ST					WP1039
KT 1010 ZRK 1276	 602ST	 603UT				
KT 1011 ZRK 1434	 322ST	 308UT	 309UT			
KT 1012 ZRK 1111	 350ST					
KT 1012 W1 ZRK 1111	 350ST					 WP1028
KT 1013 ZRK 1114	 252ST					
KT 1013 W1 ZRK 1114	 252ST					 WP1009
KT 1014 ZRK 1290	 129ST	 111UT				







optibelt KIT-no.	C1	C2	C3	C4	C5	C6
KT 1015 ZRK 1124	 463UT					
KT 1018 ZRK 1106	 600ST					
KT 1018 W1 ZRK 1106	 600ST					 WP1102
KT 1018 W2 ZRK 1106	 600ST					 WP1110
KT 1018 W3 ZRK 1106	 600ST					 WP1111
KT 1019 ZRK 1118	 252ST					
KT 1019 W1 ZRK 1118	 252ST					 WP1009
KT 1020 ZRK 1232	 102ST					
KT 1021 ZRK 1290	 128ST					
KT 1022 ZRK 1213	 305ST					
















optibelt KIT-no.	C1	C2	C3	C4	C5	C6
KT 1023 ZRK 1015	 501UT					
KT 1023 W1 ZRK 1015	 501UT					WP1049
KT 1024 ZRK 1024	 519ST	 506UT	 507UT			
KT 1024 W1 ZRK 1024	 519ST	 506UT	 507UT			 WP1011
KT 1024 W2 ZRK 1024	 519ST	 506UT	 507UT			 WP1016
KT 1024 W3 ZRK 1024	 519ST	 506UT	 507UT			 WP1017
KT 1025 ZRK 1025	 515ST	 509UT	 505UT			
KT 1025 W1 ZRK 1025	 515ST	 509UT	 505UT			 WP1047
KT 1026 ZRK 1125	 256ST					
KT 1026 W1 ZRK 1125	 256ST					WP1097

optibelt KIT-no.	C1	C2	C3	C4	C5	C6
KT 1027 ZRK 1023	 518ST					
KT 1027 W1 ZRK 1023	 518ST					 WP1045
KT 1028 ZRK 1057	 700ST					
KT 1029 ZRK 1315	 123ST					
KT 1030 ZRK 1291	 515ST	 509UT	 509UT			
KT 1030 W1 ZRK 1291	 515ST	 509UT	 509UT			 WP1010
KT 1031 ZRK 1122	 201ST	 202UT	 203UT			
KT 1032 ZRK 1289	 125ST					
KT 1032 W1 ZRK 1289	 125ST					 WP1021
KT 1032 W2 ZRK 1289	 125ST					 WP1061







optibelt KIT-no.	C1	C2	C3	C4	C5	C6
KT 1034 ZRK 1288	 125ST					
KT 1034 W1 ZRK 1288	 125ST					 WP1021
KT 1034 W2 ZRK 1288	 125ST					 WP1061
KT 1034 W3 ZRK 1288	 125ST					 WP1062
KT 1035 ZRK 1293 ZRK 1294	 317ST	 316ST	 320ST			
KT 1035 W1 ZRK 1293 ZRK 1294	 317ST	 316ST	 320ST			 WP1040
KT 1035 W2 ZRK 1293 ZRK 1294	 317ST	 316ST	 320ST			 WP1041
KT 1035 W3 ZRK 1293 ZRK 1294	 317ST	 316ST	 320ST			 WP1042
KT 1036 ZRK 1293 ZRK 1294	 324ST	 320ST	 304UT			
KT 1037 ZRK 1244	 350ST					




















optibelt KIT-no.	C1	C2	C3	C4	C5	C6
KT 1038 ZRK 1261	 625ST	 618UT				
KT 1040 ZRK 1262	 274ST	 277UT				
KT 1040 W1 ZRK 1262	 274ST	 277UT				 WP1098
KT 1040 W3 ZRK 1262	 274ST	 277UT				 WP1115
KT 1041 ZRK 1013	 500UT					
KT 1041 W1 ZRK 1013	 500UT					WP1048
KT 1042 ZRK 1263	 217ST					
KT 1043 ZRK 1133	 601ST	 607UT				
KT 1044 ZRK 1035	 900UT					
KT 1045 ZRK 1045	 200ST					

















optibelt KIT-no.	C1	C2	C3	C4	C5	C6
KT 1046 ZRK 1101	 606ST	 607UT				
KT 1048 ZRK 1147	 602ST	 603UT				
KT 1049 ZRK 1093	 302ST					
KT 1050 ZRK 1274	 350ST					
KT 1051 ZRK 1042	 812UT					
KT 1052 ZRK 1034	 825ST					
KT 1053 ZRK 1212	 305ST					
KT 1054 ZRK 1104	 300ST					
KT 1055 ZRK 1165	 875ST					
KT 1056 ZRK 1006	 826ST	 827UT				










optibelt KIT-no.	C1	C2	C3	C4	C5	C6
KT 1057 ZRK 1096	 289UT					
KT 1058 ZRK 1142	 254ST	 255UT				
KT 1058 W1 ZRK 1142	 254ST	 255UT				 WP1009
KT 1059 ZRK 1145	 602ST	 611UT				
KT 1060 ZRK 1017	 925ST					
KT 1061 ZRK 1279	 106ST	 113UT				
KT 1062 ZRK 1108	 301ST					
KT 1063 ZRK 1110	 252ST					
KT 1063 W1 ZRK 1110	 252ST					WP1095
KT 1065 ZRK 1129	 614ST					


















optibelt KIT-no.	C1	C2	C3	C4	C5	C6
KT 1066 ZRK 1131	 614ST					
KT 1068 ZRK 1128	 252ST					
KT 1068 W1 ZRK 1128	 252ST					WP1104
KT 1068 W2 ZRK 1128	 252ST					 WP1098
KT 1069 ZRK 1281	 951ST	 952UT				
KT 1070 ZRK 1144	 275ST	 255UT				
KT 1070 W1 ZRK 1144	 275ST	 255UT				WP1100
KT 1071 ZRK 1143	 275ST	 255UT				
KT 1074 ZRK 1007	 828ST	 829UT				
KT 1075 ZRK 1321	 124ST					

optibelt KIT-no.	C1	C2	C3	C4	C5	C6
KT 1075 W1 ZRK 1321	 124ST					 WP1021
KT 1075 W2 ZRK 1321	 124ST					 WP1061
KT 1077 ZRK 1025	 515ST	 504UT				
KT 1077 W1 ZRK 1025	 515ST	 504UT				 WP1047
KT 1078 ZRK 1222	 102ST					
KT 1079 ZRK 1249	 365ST	 378UT				
KT 1079 W1 ZRK 1249	 365ST	 378UT				 WP1029
KT 1080 ZRK 1243	 367ST					
KT 1080 W1 ZRK 1243	 367ST					WP1031
KT 1081 ZRK 1245	 368ST	 369UT				

optibelt KIT-no.	C1	C2	C3	C4	C5	C6
KT 1083 ZRK 1141	 279ST	 280UT				
KT 1084 ZRK 1262	 254ST	 255UT				
KT 1084 W1 ZRK 1262	 254ST	 255UT				WP1095
KT 1085 ZRK 1422	 371ST	 370UT				
KT 1085 W1 ZRK 1422	 371ST	 370UT				 WP1033
KT 1086 ZRK 1522	 627ST	 628UT				
KT 1086 W1 ZRK 1522	 627ST	 628UT				WP1112
KT 1087 ZRK 1304	 128ST	 111UT				
KT 1088 ZRK 1051	 614ST					
KT 1090 ZRK 1376	 103UT					


optibelt KIT-no.	C1	C2	C3	C4	C5	C6
KT 1091 ZRK 1100	 359UT	 357ST				
KT 1093 ZRK 1055	 103UT					
KT 1097 ZRK 1098	 306ST					
KT 1098 ZRK 1102	 359UT	 359UT				
KT 1099 ZRK 1248	 361ST	 362UT				
KT 1100 ZRK 1250	 363UT	 373UT				
KT 1101 ZRK 1253	 373UT	 363UT				
KT 1102 ZRK 1217	 104UT					
KT 1105 ZRK 1300	 808UT					
KT 1106 ZRK 1227	 831ST	 814UT				













optibelt KIT-no.	C1	C2	C3	C4	C5	C6
KT 1107 ZRK 1134	 832ST	 833UT				
KT 1108 ZRK 1166	 875ST					
KT 1109 ZRK 1151	 258ST					
KT 1109 W1 ZRK 1151	 258ST					WP1024
KT 1110 ZRK 1097	 521ST	 522UT				
KT 1111 ZRK 1169	 809UT	 810ST				
KT 1112 ZRK 1282	 807ST	 806UT				
KT 1117 ZRK 1135	 602ST	 603UT				
KT 1118 ZRK 1191	 708ST	 707UT				
KT 1120 ZRK 1027	 350ST					

optibelt KIT-no.	C1	C2	C3	C4	C5	C6
KT 1126 ZRK 1103	 600ST					
KT 1126 W1 ZRK 1103	 600ST					 WP1014
KT 1128 ZRK 1317	 630OUT					
KT 1128 W1 ZRK 1317	 630OUT					 WP1111
KT 1128 W2 ZRK 1317	 630OUT					 WP1102
KT 1129 ZRK 1436	 602ST	 611UT				
KT 1131 ZRK 1195	 602ST	 603UT				
KT 1132 ZRK 1075	 602ST	 632ST	 631UT			
KT 1133 ZRK 1216	 120ST					
KT 1133 W1 ZRK 1216	 120ST					WP1019

































optibelt KIT-no.	C1	C2	C3	C4	C5	C6
KT 1133 W2 ZRK 1216	 120ST					 WP1023
KT 1135 ZRK 1237	 115UT					
KT 1141 ZRK 1261	 625ST	 623UT				
KT 1142 ZRK 1259	 926ST					
KT 1143 ZRK 1260	 927ST					
KT 1144 ZRK 1123	 751ST					
KT 1145 ZRK 1037	 825ST					
KT 1147 ZRK 1268 ZRK 1268	 374ST	 375ST				
KT 1150 ZRK 1267	 351ST					
KT 1151 ZRK 1309	 351ST					

optibelt KIT-no.	C1	C2	C3	C4	C5	C6
KT 1152 ZRK 1309	 377UT					
KT 1153 ZRK 1040	 817ST					
KT 1154 ZRK 1084	 377UT					
KT 1155 ZRK 1213	 928ST					
KT 1157 ZRK 1277	 929ST					
KT 1158 ZRK 1114	 259UT					
KT 1159 ZRK 1011	 502ST	 503UT				
KT 1160 ZRK 1206	 813ST					
KT 1161 ZRK 1156	 930ST					
KT 1162 ZRK 1128	 270ST					

optibelt KIT-no.	C1	C2	C3	C4	C5	C6
KT 1163 ZRK 1167	 953ST	954UT				
KT 1164 ZRK 1178	 875ST					
KT 1165 ZRK 1168	 953ST	954UT				
KT 1166 ZRK 1284	 290UT	 291UT	 292UT			
KT 1167 ZRK 1177	 700ST					
KT 1168 ZRK 1287	 818UT	 819UT				
KT 1170 ZRK 1172	 325ST					
KT 1171 ZRK 1301	 103UT					
KT 1171 W1 ZRK 1301	 103UT					 WP1057
KT 1173 ZRK 1310	 350ST					

optibelt KIT-no.	C1	C2	C3	C4	C5	C6
KT 1173 W1 ZRK 1310	 350ST					 WP1028
KT 1174 ZRK 1258	 926ST					
KT 1175 ZRK 1136	 836ST	 837UT				
KT 1179 ZRK 1109	 877ST					
KT 1181 ZRK 1119	 879ST					
KT 1183 ZRK 1115	 955ST					
KT 1184 ZRK 1335	 955ST					
KT 1187 ZRK 1051	 376UT					
KT 1188 ZRK 1051	 379UT					
KT 1189 ZRK 1051	 351ST					

optibelt KIT-no.	C1	C2	C3	C4	C5	C6
KT 1190 ZRK 1088	 380UT					
KT 1191 ZRK 1087	 380UT					
KT 1192 ZRK 1089	 381UT					
KT 1193 ZRK 1271 ZRK 1271	 374ST	 375ST				
KT 1195 ZRK 1036	 925ST					
KT 1196 ZRK 1033	 880ST					
KT 1197 ZRK 1038	 817ST					
KT 1198 ZRK 1267	 614ST					
KT 1199 ZRK 1082	 358ST	 360UT				
KT 1202 ZRK 1275	 812UT					

optibelt KIT-no.	C1	C2	C3	C4	C5	C6
KT 1203 ZRK 1005	 838ST	 839ST				
KT 1205 ZRK 1224	 141ST	 142ST				
KT 1206 ZRK 1224	 142ST	 119UT				
KT 1207 ZRK 1026	 519ST	 506UT	 418UT			
KT 1207 W1 ZRK 1026	 519ST	 506UT	 418UT			 WP1016
KT 1207 W2 ZRK 1026	 519ST	 506UT	 418UT			 WP1017
KT 1207 W3 ZRK 1026	 519ST	 506UT	 418UT			 WP1011
KT 1209 ZRK 1303 ZRK 1302	 146ST	 145UT	 147ST	148ST		
KT 1209 W1 ZRK 1303 ZRK 1302	 146ST	 145UT	 147ST	148ST		 WP1015
KT 1209 W2 ZRK 1303 ZRK 1302	 146ST	 145UT	 147ST	148ST		 WP1065





















optibelt KIT-no.	C1	C2	C3	C4	C5	C6
KT 1211 ZRK 1251	 353ST					
KT 1212 ZRK 1171	 876ST					
KT 1213 ZRK 1294 ZRK 1293	 304UT	 324ST				
KT 1214 ZRK 1301	 149ST					
KT 1214 W1 ZRK 1301	 149ST					 WP1059
KT 1216 ZRK 1029	 255UT	 283ST				
KT 1216 W1 ZRK 1029	 255UT	 283ST				WP1108
KT 1217 ZRK 1316	 359ST	 359ST				
KT 1218 ZRK 1301	 153ST					
KT 1218 W1 ZRK 1301	 153ST					 WP1059

optibelt KIT-no.	C1	C2	C3	C4	C5	C6
KT 1218 W2 ZRK 1301	 153ST					 WP1070
KT 1226 ZRK 1305	 155ST	 132UT	 119UT			
KT 1229 ZRK 1312	 357ST	 359UT				
KT 1230 ZRK 1220	 127ST	 156UT				
KT 1230 W1 ZRK 1220	 156UT	 127ST				WP1019
KT 1231 ZRK 1220	 127ST	 136ST				
KT 1231 W1 ZRK 1220	 127ST	 136ST				WP1019
KT 1232 ZRK 1220	 157ST	 156UT				
KT 1232 W1 ZRK 1220	 157ST	 156UT				WP1019
KT 1232 W2 ZRK 1220	 157ST	 156UT				 WP1023










optibelt KIT-no.	C1	C2	C3	C4	C5	C6
KT 1233 ZRK 1220	 157ST	 158ST				
KT 1233 W1 ZRK 1220	 158ST	 157ST				WP1019
KT 1233 W2 ZRK 1220	 158ST	 157ST				 WP1023
KT 1235 ZRK 1338	 151ST	 159ST	 160UT			
KT 1235 W1 ZRK 1338	 151ST	 159ST	 160UT			 WP1001
KT 1236 ZRK 1338	 152ST	 161ST	 160UT			
KT 1236 W1 ZRK 1338	 152ST	 161ST	 160UT			 WP1001
KT 1236 W2 ZRK 1338	 152ST	 161ST	 160UT			 WP1006
KT 1237 ZRK 1338	 162ST	 163UT				
KT 1237 W1 ZRK 1338	 162ST	 163UT				 WP1001

optibelt KIT-no.	C1	C2	C3	C4	C5	C6
KT 1237 W2 ZRK 1338	 162ST	 163UT				 WP1002
KT 1237 W3 ZRK 1338	 162ST	 163UT				 WP1003
KT 1237 W4 ZRK 1338	 162ST	 163UT				 WP1006
KT 1237 W5 ZRK 1338	 162ST	 163UT				 WP1064
KT 1238 ZRK 1338	 152ST	 160UT				
KT 1238 W1 ZRK 1338	 152ST	 160UT				 WP1006
KT 1240 ZRK 1424	 328UT					
KT 1241 ZRK 1425	 328UT					
KT 1243 ZRK 1071	 950UT					
KT 1244 ZRK 1149	 294ST	 295UT				

optibelt KIT-no.	C1	C2	C3	C4	C5	C6
KT 1244 W1 ZRK 1149	 294ST	 295UT				 WP1107
KT 1244 W3 ZRK 1149	 294ST	 295UT				 WP1109
KT 1245 ZRK 1070	 296ST					
KT 1245 W1 ZRK 1070	 296ST					 WP1080
KT 1246 ZRK 1331	 297ST					
KT 1247 ZRK 1069	 298ST	 299UT	 631UT			
KT 1248 ZRK 1338	 159ST	 160UT				
KT 1252 ZRK 1427	 169ST					
KT 1252 W1 ZRK 1427	 169ST					 WP1005
KT 1253 ZRK 1322	 170UT					

optibelt KIT-no.	C1	C2	C3	C4	C5	C6
KT 1253 W1 ZRK 1322	 170UT					 WP1037
KT 1254 ZRK 1311	 171UT	 2 x 291UT	 292UT	 172UT		
KT 1255 ZRK 1311	 173UT	 2 x 291UT	 292UT	 172UT		
KT 1256 ZRK 1309	 174UT					
KT 1257 ZRK 1254	 363UT	 373UT				
KT 1258 ZRK 1315	 100UT					
KT 1259 ZRK 1034	 176ST					
KT 1260 ZRK 1150	 177ST					
KT 1261 ZRK 1279	 130UT	 144UT				
KT 1261 W1 ZRK 1279	 130UT	 144UT				WP1063





















optibelt KIT-no.	C1	C2	C3	C4	C5	C6
KT 1262 ZRK 1156	178ST					
KT 1263 ZRK 1157	179ST					
KT 1264 ZRK 1131	 180ST					
KT 1265 ZRK 1257	 117UT	 118UT				
KT 1266 ZRK 1283	 953ST	956UT				
KT 1267 ZRK 1161	 181UT					
KT 1268 ZRK 1226	182ST	183UT				
KT 1269 ZRK 1169	185UT	184UT				
KT 1270 ZRK 1210	 186UT	 187UT				
KT 1271 ZRK 1159	179ST					

























optibelt KIT-no.	C1	C2	C3	C4	C5	C6
KT 1272 ZRK 1176		 189UT				
	188UT					
KT 1273 ZRK 1180		 189UT				
	188UT					
KT 1274 ZRK 1198						
	190ST	191UT				
KT 1275 ZRK 1284	 173UT	 2 x 291UT	 292UT			
KT 1276 ZRK 1285						
	192ST					
KT 1277 ZRK 1020	 193ST					
KT 1278 ZRK 1192						
	194ST					
KT 1279 ZRK 1135	 602ST	 603UT	195UT			
KT 1280 ZRK 1234						
	198UT	197UT	196UT			
KT 1281 ZRK 1208	 199ST					






optibelt KIT-no.	C1	C2	C3	C4	C5	C6
KT 1281 W1 ZRK 1208	 199ST					 WP1079
KT 1282 ZRK 1003	 830ST					
KT 1283 ZRK 1154	 900UT					
KT 1285 ZRK 1288	 222ST					
KT 1285 W1 ZRK 1288	 222ST					 WP1062
KT 1285 W2 ZRK 1288	 222ST					 WP1061
KT 1286 ZRK 1207	 199ST					
KT 1286 W1 ZRK 1207	 199ST					 WP1079
KT 1288 ZRK 1237	 175UT					
KT 1289 ZRK 1004	 830ST					

optibelt KIT-no.	C1	C2	C3	C4	C5	C6
KT 1290 ZRK 1021	 708ST	 707UT				
KT 1291 ZRK 1160	 224ST					
KT 1291 W1 ZRK 1160	 224ST					 WP1084
KT 1294 ZRK 1249	 228ST	 378UT				
KT 1294 W1 ZRK 1249	 228ST	 378UT				 WP1029
KT 1295 ZRK 1249	 229ST	 370UT				
KT 1296 ZRK 1220	 230ST	 136ST				
KT 1296 W1 ZRK 1220	 230ST	 136ST				WP1019
KT 1297 ZRK 1172	 231ST					
KT 1297 W1 ZRK 1172	 231ST					 WP1043




















optibelt KIT-no.	C1	C2	C3	C4	C5	C6
KT 1298 ZRK 1295	 181UT					
KT 1299 ZRK 1296	 181UT					
KT 1300 ZRK 1194	 709ST	232UT				
KT 1300 W1 ZRK 1194	 709ST	232UT				WP1026
KT 1301 ZRK 1220	 230ST	 156UT				
KT 1301 W1 ZRK 1220	 230ST	 156UT				WP1019
KT 1302 ZRK 1238	 233ST	 234ST				
KT 1303 ZRK 1229	 137UT	 138UT				
KT 1304 ZRK 1229	 137UT	 138UT	 139ST	 235UT		
KT 1304 W1 ZRK 1229	 137UT	 138UT	 139ST	 235UT		WP1063

optibelt KIT-no.	C1	C2	C3	C4	C5	C6
KT 1306 ZRK 1301	 236ST					
KT 1306 W1 ZRK 1301	 236ST					 WP1059
KT 1307 ZRK 1211	 237UT	 189UT				
KT 1307 W1 ZRK 1211	 237UT	 189UT				 WP1078
KT 1308 ZRK 1304	 238ST	 111UT				
KT 1309 ZRK 1029	 239ST	 255UT				
KT 1310 ZRK 1078	 240ST	 241UT				
KT 1312 ZRK 1183	 167UT	 242UT				
KT 1315 ZRK 1183	 167UT	 168UT	 242UT			
KT 1316 ZRK 1205	 350ST					

optibelt KIT-no.	C1	C2	C3	C4	C5	C6
KT 1316 W1 ZRK 1205	 350ST					 WP1018
KT 1317 ZRK 1187	 246ST	 707UT				
KT 1317 W1 ZRK 1187	 246ST	 707UT				 WP1022
KT 1319 ZRK 1353	 249ST					
KT 1321 ZRK 1388	 330UT					
KT 1322 ZRK 1423	 132UT	 119UT	 150UT	 155ST		
KT 1322 W1 ZRK 1423	 132UT	 119UT	 150UT	 155ST		 WP1004
KT 1323 ZRK 1330	 515ST	 223UT	 223UT			
KT 1324 ZRK 1438	 350ST					
KT 1324 W1 ZRK 1438	 350ST					 WP1018































optibelt KIT-no.	C1	C2	C3	C4	C5	C6
KT 1326 ZRK 1339	 121ST					
KT 1327 ZRK 1352	 250UT	 293UT				
KT 1327 W1 ZRK 1352	 250UT	 293UT				 WP1099
KT 1328 ZRK 1441	 331ST	 332UT				
KT 1328 W4 ZRK 1441	 331ST	 332UT				 WP1106
KT 1329 ZRK 1026	 519ST	 506UT	 507UT			
KT 1330 ZRK 1537	 226ST	 225UT				
KT 1330 W1 ZRK 1537	 226ST	 225UT				 WP1105
KT 1331 ZRK 1537		 225UT				
KT 1331 W1 ZRK 1537		 225UT				 WP1105

optibelt KIT-no.	C1	C2	C3	C4	C5	C6
KT 1332 ZRK 1537	 334UT	 333ST				
KT 1332 W1 ZRK 1537	 334UT	 333ST				 WP1105
KT 1340 ZRK 1332	 359UT	 359UT				
KT 1341 ZRK 1423	 155ST	 119UT	 132UT			
KT 1341 W1 ZRK 1423	 155ST	 119UT	 132UT			 WP1004
KT 1341 W2 ZRK 1423	 155ST	 119UT	 132UT			 WP1074
KT 1342 ZRK 1436	 602ST	 611UT	 631UT			
KT 1343 ZRK 1195	 602ST	 603UT	 631UT			
KT 1344 ZRK 1148	 815ST	 816UT				
KT 1345 ZRK 1163	 224ST					



























optibelt KIT-no.	C1	C2	C3	C4	C5	C6
KT 1346 ZRK 1252	 351ST					
KT 1347 ZRK 1170						
	184UT	185UT				
KT 1348 ZRK 1306	 228ST	 378UT				
KT 1349 ZRK 1306		 370UT				
	229ST					
KT 1350 ZRK 1445	 250UT	 293UT				
KT 1350 W1 ZRK 1445	 250UT	 293UT				 WP1089
KT 1351 ZRK 1441	 250UT	 293UT				
KT 1351 W1 ZRK 1441	 250UT	 293UT				 WP1099
KT 1352 ZRK 1453	 331ST	 332UT				
KT 1352 W1 ZRK 1453	 331ST	 332UT				 WP1106

optibelt KIT-no.	C1	C2	C3	C4	C5	C6
KT 1353 ZRK 1456	 250UT	 293UT				
KT 1353 W1 ZRK 1456	 250UT	 293UT				 WP1089
KT 1354 ZRK 1439	 152ST	 160UT				
KT 1355 ZRK 1065	 118UT	 189UT				
KT 1356 ZRK 1224	 141ST	 154UT	 119UT			
KT 1357 ZRK 1224	 141ST	 142ST	 119UT			
KT 1358 ZRK 1290	 128ST	 111UT				
KT 1360 ZRK 1054	 356ST					
KT 1361 ZRK 1259	 192ST					
KT 1362 ZRK 1085	 835ST	 814UT				

optibelt KIT-no.	C1	C2	C3	C4	C5	C6
KT 1363 ZRK 1315	 115UT					
KT 1364 ZRK 1241	 112ST	 105ST				
KT 1365 ZRK 1405	 339ST					
KT 1365 W1 ZRK 1405	 339ST					 WP1078
KT 1366 ZRK 1334						
	340ST	341UT				
KT 1368 ZRK 1325						
	343ST					
KT 1368 W1 ZRK 1325						 WP1114
	343ST					
KT 1368 W2 ZRK 1325						 WP1116
	343ST					
KT 1369 ZRK 1439	 152ST	 160UT	 344ST			
KT 1369 W1 ZRK 1439	 152ST	 160UT	 344ST			 WP1064























optibelt KIT-no.	C1	C2	C3	C4	C5	C6
KT 1369 W2 ZRK 1439	 152ST	 160UT	 344ST			 WP1002
KT 1370 ZRK 1457	 345ST					
KT 1370 W1 ZRK 1457	 345ST					 WP1101
KT 1371 ZRK 1428	 346ST					
KT 1372 ZRK 1229	 347ST	 348ST	 349UT	 383UT		
KT 1373 ZRK 1262	 254ST	 384UT				
KT 1374 ZRK 1303 ZRK 1302	 146ST	 385ST	 145UT	 147ST		
KT 1374 W1 ZRK 1303 ZRK 1302	 146ST	 385ST	 145UT	 147ST		 WP1015
KT 1375 ZRK 1313	 387ST	 386UT	 156UT			
KT 1375 W1 ZRK 1313	 387ST	 386UT	 156UT			 WP1068

optibelt KIT-no.	C1	C2	C3	C4	C5	C6
KT 1376 ZRK 1214	388ST					
KT 1377 ZRK 1308	389UT					
KT 1379 ZRK 1179	391ST					
KT 1380 ZRK 1173	392UT					
KT 1381 ZRK 1222	393ST					
KT 1382 ZRK 1232	393ST					
KT 1383 ZRK 1231	394ST					
KT 1384 ZRK 1256	 395ST	 509UT	 509UT			
KT 1384 W1 ZRK 1256	 395ST	 509UT	 509UT			 WP1047
KT 1385 ZRK 1330	396ST	 223UT	 223UT			

optibelt KIT-no.	C1	C2	C3	C4	C5	C6
KT 1386 ZRK 1388						
	397UT					
KT 1387 ZRK 1459						
	850UT					
KT 1388 ZRK 1459						
	166UT					
KT 1390 ZRK 1460						
	331ST	332UT				
KT 1390 W1 ZRK 1460						
	331ST	332UT				WP1090
KT 1391 ZRK 1202						
	929ST					
KT 1392 ZRK 1462						
	398ST	399UT				
KT 1393 ZRK 1331 ZRK 1464						
	244UT	248ST	415UT	247ST	297ST	
KT 1393 W1 ZRK 1331 ZRK 1464						
	244UT	248ST	415UT	247ST	297ST	WP1067
KT 1393 W2 ZRK 1331 ZRK 1464						
	244UT	248ST	415UT	247ST	297ST	WP1066

optibelt KIT-no.	C1	C2	C3	C4	C5	C6
KT 1394 ZRK 1209	 243UT	 187UT				
KT 1397 ZRK 1182	 416UT	 417ST				
KT 1397 W1 ZRK 1182	 416UT	 417ST				 WP1086
KT 1398 ZRK 1467	 345ST					
KT 1398 W1 ZRK 1467	 345ST					 WP1101
KT 1398 W2 ZRK 1467	 345ST					 WP1009
KT 1399 ZRK 1447	 419ST	 420UT				
KT 1400 ZRK 1466	 371ST	 421UT				
KT 1400 W1 ZRK 1466	 371ST	 421UT				 WP1118
KT 1401 ZRK 1466	 371ST	 370UT				

optibelt KIT-no.	C1	C2	C3	C4	C5	C6
KT 1401 W1 ZRK 1466	 371ST	 370UT				WP1036
KT 1402 ZRK 1241	 422ST	 103UT				
KT 1403 ZRK 1468	 423ST	 163UT	424UT			
KT 1403 W1 ZRK 1468	 423ST	 163UT	424UT			 WP1006
KT 1404 ZRK 1113	 371ST	 421UT				
KT 1404 W1 ZRK 1113	 371ST	 421UT				WP1032
KT 1405 ZRK 1455	 425ST	 426UT				
KT 1405 W1 ZRK 1455	 425ST	 426UT				 WP1050
KT 1406 ZRK 1470	 335ST	 168UT				
KT 1406 W1 ZRK 1470	 335ST	 168UT				 WP1007














optibelt KIT-no.	C1	C2	C3	C4	C5	C6
KT 1408 ZRK 1475	 167UT	 168UT				
KT 1409 ZRK 1475	 167UT	 342ST				
KT 1409 W1 ZRK 1475	 167UT	 342ST				 WP1000
KT 1410 ZRK 1470	 440ST	 168UT				
KT 1410 W1 ZRK 1470	 440ST	 168UT				 WP1007
KT 1411 ZRK 1123						
KT 1415 ZRK 1445	 431ST	 432UT				
KT 1415 W1 ZRK 1445	 431ST	 432UT				 WP1089
KT 1417 ZRK 1456	 431ST	 432UT				
KT 1417 W1 ZRK 1456	 431ST	 432UT				 WP1089






















optibelt KIT-no.	C1	C2	C3	C4	C5	C6
KT 1420 ZRK 1544		 163UT	 160UT			
	466ST			424UT		
KT 1420 W1 ZRK 1544		 163UT		 160UT		 WP1006
	466ST		424UT			
KT 1420 W2 ZRK 1544		 163UT		 160UT		 WP1003
	466ST		424UT			
KT 1421 ZRK 1280	 516ST					
		436UT				
KT 1422 ZRK 1164						
	178ST	444UT				
KT 1423 ZRK 1448	 951ST	 952UT		445UT		
KT 1425 ZRK 1280	 511ST					
		436UT				
KT 1426 ZRK 1540	 371ST	 421UT				
KT 1426 W1 ZRK 1540	 371ST	 421UT				WP1032
KT 1427 ZRK 1280	 520ST					
		436UT				




















optibelt KIT-no.	C1	C2	C3	C4	C5	C6
KT 1428 ZRK 1452	447ST	 448UT				
KT 1428 W1 ZRK 1452	447ST	 448UT				 WP1089
KT 1429 ZRK 1433	427ST	428UT	429UT			
KT 1430 ZRK 1333	178ST					
KT 1432 ZRK 1443	 442ST	 156UT	 443UT			
KT 1432 W1 ZRK 1443	 156UT	 442ST	 443UT			 WP1065
KT 1433 ZRK 1351	 437ST	 293UT				
KT 1434 ZRK 1067	 346ST					
KT 1434 W1 ZRK 1067	 346ST					 WP1000
KT 1436 ZRK 1066	391ST					


















optibelt KIT-no.	C1	C2	C3	C4	C5	C6
KT 1438 ZRK 1320	 173UT	 291UT	 292UT	434UT		
KT 1439 ZRK 1433	427ST	428UT	429UT	430ST		
KT 1440 ZRK 1184	327ST	555UT				
KT 1441 ZRK 1464	 244UT	 415UT	 247ST	 248ST		
KT 1441 W1 ZRK 1464	 244UT	 415UT	 247ST	 248ST		 WP1066
KT 1442 ZRK 1301 ZRK 1238	 149ST	 233ST	 234ST			
KT 1443 ZRK 1440	470ST	436UT				
KT 1444 ZRK 1464	 244UT	 415UT				
KT 1445 ZRK 1303 ZRK 1302	 146ST	148ST	 145UT			
KT 1445 W1 ZRK 1303 ZRK 1302	 146ST	148ST	 145UT			 WP1015

optibelt KIT-no.	C1	C2	C3	C4	C5	C6
KT 1446 ZRK 1172	 475ST					
KT 1446 W1 ZRK 1172	 475ST					 WP1044
KT 1447 ZRK 1469						
	476ST					
KT 1448 ZRK 1072	 467ST					
KT 1448 W1 ZRK 1072	 467ST					 WP1088
KT 1459 ZRK 1586	 164UT	 165UT				
KT 1460 ZRK 1331 ZRK 1464	 244UT	 415UT	 297ST			
KT 1461 ZRK 1022						
	524UT	525UT				
KT 1464 ZRK 1302 ZRK1303	 146ST	 145UT	 147ST			
KT 1465 ZRK 1081						
	436UT	474ST				




















optibelt KIT-no.	C1	C2	C3	C4	C5	C6
KT 3000 W1 ZRK 1012						 WP1008
KT 1467 ZRK 1587	 951ST	 952UT				
KT 1468 ZRK 1330			 223UT			
KT 1469 ZRK 1203	 467ST					
KT 1470 ZRK 1454		 471UT				
KT 1471 ZRK 1211	 339ST					
KT 1472 ZRK 1189	 818UT	 819UT				
KT 1473 ZRK 1152 ZRK 1062	 469ST	 876ST				
KT 1474 ZRK 1702		 543UT				
KT 1474 W1 ZRK 1702		 543UT				WP1117





















optibelt KIT-no.	C1	C2	C3	C4	C5	C6
KT 1476 ZRK 1183	 167UT	 342ST	 242UT			
KT 1478 ZRK 1437	 339ST					
KT 1479 ZRK 1262	 284ST	 262UT				
KT 1479 W1 ZRK 1262	 284ST	 262UT				WP1096
KT 1480 ZRK 1441	 431ST	 432UT				
KT 1480 W1 ZRK 1441	 431ST	 432UT				 WP1009
KT 1481 ZRK 1442	 951ST	 952UT				
KT 1482 ZRK 1541	 188UT	 189UT				
KT 1483 ZRK 1451	 371ST	 421UT				
KT 1483 W1 ZRK 1451	 371ST	 421UT				WP1036

optibelt KIT-no.	C1	C2	C3	C4	C5	C6
KT 1484 ZRK 1451	 371ST	 370UT				
KT 1485 ZRK 1588	 294ST	 295UT				
KT 1486 ZRK 1539	 132UT	 119UT	 153ST			
KT 1487 ZRK 1578	 166UT					
KT 1488 ZRK 1522	 927ST					
KT 1489 ZRK 1299	 258ST					
KT 1490 ZRK 1075	 602ST	 632ST				
KT 1491 ZRK 1081	 470ST	 436UT				
KT 1492 ZRK 1061	 389UT					
KT 1493 ZRK 1069	 537UT	 299UT	 298ST	 631UT		

optibelt KIT-no.	C1	C2	C3	C4	C5	C6
KT 1494 ZRK 1073	536ST	 189UT				
KT 1495 ZRK 1538	534ST	535UT				
KT 1496 ZRK 1187	 533ST	 707UT				
KT 1496 W1 ZRK 1187	 533ST	 707UT				 WP1022
KT 1497 ZRK 1187	 532ST	 707UT				
KT 1497 W1 ZRK 1187	 532ST	 707UT				 WP1022
KT 1498 ZRK 1229	 137UT	 138UT	531ST	 235UT		
KT 1499 ZRK 1589	 527ST	 526UT				
KT 1500 ZRK 1592	530ST	 448UT				
KT 1501 ZRK 1593	528ST	529UT				

optibelt KIT-no.	C1	C2	C3	C4	C5	C6
KT 1502 ZRK 1542	 527ST	 499ST	 526UT			
KT 1502 W1 ZRK 1542	 527ST	 499ST	 526UT			 WP1077
KT 1503 ZRK 1586	 164UT	 165UT	 499ST			
KT 1503 W1 ZRK 1586	 164UT	 165UT	 499ST			 WP1077
KT 1504 ZRK 1588	 498ST	 295UT				
KT 1504 W1 ZRK 1588	 498ST	 295UT				 WP1109
KT 1505 ZRK 1454	 497ST	 471UT				
KT 1506 ZRK 1350	 495ST	 496UT				
KT 1507 ZRK 1581	 494ST					
KT 1508 ZRK 1580	 493ST					

optibelt KIT-no.	C1	C2	C3	C4	C5	C6
KT 1509 ZRK 1431	492ST					
KT 1510 ZRK 1396	492ST					
KT 1511 ZRK 1447	419ST	 420UT	491ST			
KT 1512 ZRK 1468	 423ST	 163UT	 433UT			
KT 1512 W1 ZRK 1468	 423ST	 163UT	 433UT			 WP1006
KT 1515 ZRK 1301 ZRK 1238	 233ST	 153ST	 234ST			
KT 1515 W1 ZRK 1301 ZRK 1238	 233ST	 153ST	 234ST			 WP1059
KT 1515 W2 ZRK 1301 ZRK 1238	 233ST	 153ST	 234ST			 WP1070
KT 1516 W1 ZRK 1088	 156UT	 442ST	 443UT			 WP1068
KT 1517 W1 ZRK 1351	 437ST	 384UT				 WP1099

optibelt KIT-no.	C1	C2	C3	C4	C5	C6
KT 1518 W1 ZRK 1352	 437ST	 384UT				 WP1099
KT 1519 ZRK 1700	 228ST	 378UT				
KT 1519 W1 ZRK 1700	 228ST	 378UT				 WP1029
KT 1520 W1 ZRK 1463	 542ST	 543UT				 WP1022
KT 1521 ZRK 1705						
	548UT	549ST				
KT 1522 ZRK 1127	 283ST					
KT 1523 ZRK 1072						
	558ST					
KT 1524 W1 ZRK 1540	 371ST	 546UT				 WP1033
KT 1525 W1 ZRK 1466	 546UT	 547ST				 WP1118
KT 1527 ZRK 1596	 449ST	 459UT				

optibelt KIT-no.	C1	C2	C3	C4	C5	C6
KT 1529 ZRK 1184	327ST	565UT	566UT			
KT 1533 W1 ZRK 1428	564ST					WP1113
KT 1534 W1 ZRK 1352	 293UT	 437ST				 WP1099
KT 1535 W1 ZRK 1466	 371ST	 421UT				WP1036
KT 1537 ZRK 1701	476ST					
KT 1538 ZRK 1152	 469ST					
KT 1539 ZRK 1170	560ST	184UT				

D
GB

Abkürzung	Abkürzungserklärung	Abbreviations
3W-CAT	MIT GEREGELTEM (3-WEGE) KATALYSATOR	WITH 3 WAY CATALYST
ABS	ABS	ABS
AC	KLIMAAANLAGE	AIR CONDITIONING
ACC	KLIMAKOMPRESSOR	COMPRESSOR AIRCONDITION
ACT-STEER	AKTIVLENKUNG	ACTIVE STEERING
ADD-HYD-P / RAD-C	ZUSATZHYDRAULIKPUMPE / KÜHLKOMPRESSOR	ADD. HYDRAULIC PUMP / RADIATOR COMPRESSOR
AIR-C	LUFTKOMPRESSOR	AIR COMPRESSOR
AIR-P	LUFTPUMPE	AIR PUMP
AK	AFRIKA	AFRICA
ALT	GENERATOR	ALTERNATOR
AMP	STROMSTÄRKE [A]	RATED CURRENT [A]
AU	AUTOMATISCH	AUTOMATIC
AUTO-TM	AUTOMATIKGETRIEBE	AUTOMATIC TRANSMISSION
AUX-FAN	ZUSATZLÜFTER	AUXILIARY FAN
AWD	ALLRADANTRIEB	ALL WHEEL DRIVE
BAL	AUSGLEICHWELLE	BALANCE SHAFT
C1	KALTE KLIMAZONEN	COLD CLIMATES
C2	HEIßE KLIMAZONEN	HOT CLIMATE ZONES
CABRIO	CABRIO	CABRIO
CAM	NOCKENWELLE	CAMSHAFT
CARB	VERGASER	CARBURETOR
CAT	KATALYSATOR	CATALYTIC CONVERTER
C-DIM	NETZMASSE	CORE DIMENSIONS
CH	SCHWEIZ	SWITZERLAND
CHA-NO.	FAHRGESTELLNUMMER	CHASSIS NUMBER
CHNJ	ZENTRALEINSPRITZUNG	CENTRAL INJECTION
CRG	AUFGELADEN	CHARGED
DOHC	DOHC	DOHC
DOOR	TÜRENANZAHL	NUMBER OF DOORS
DYN	DREHSTROMLICHTMASCHINE	ALTERNATOR
DYN	GLEICHSTROMLICHTMASCHINE	DIRECT-CURRENT GENERATOR
E	SPANIEN	SPAIN
ELEC-STEER	ELEKTRISCHE SERVOLENKUNG	ELECTRIC POWER STEERING
ELEC-SUSP	ELEKTR. DÄMPFERREGULIERUNG	ELECTRONIC SUSPENSION CONTROL
ENG-PTO	MOTORIZAPFWELLE	ENGINE PTO SHAFT
EQUIP	AUSSTATTUNG	EQUIPED
EXH-EN	ABGASNORM	EXHAUST NORM
EXH-EN 2	EURO 2	EURO 2
EXH-EN 3	EURO 3 [D3]	EURO 3 [D3]
EXH-EN 4	EURO 4 [D4]	EURO 4 [D4]
EXT-COOL	EXTRA KÜHLUNG	EXTR COOLING
EXT-HEAT	EXTRA HEIZUNG	EXTRA HEATING
FA	VOLLAUTOMATIK	FULLY AUTOMATIC
FAN	LÜFTER	FAN
FROM	VON	FROM
FWD	FRONTANTRIEB	FRONT DRIVE
GB	GROß BRITANNIEN	GREAT BRITAIN
G-CHRG	G-LADER	G-CHARGER
G-PUL	FÜHRUNGSRÖLLE	GUIDE PULLEY
GUS	GEMEINSCHAFT UNABHÄNGIGER STAATEN	COMMUNITY OF INDEPENDENT STATES
HY	HYDRAULISCH	HYDRAULIC
HYD-P	HYDRAULIKPUMPE	HYDRAULIC PUMP
IDLER	ZWISCHENSCHIBE	IDLER PULLEY
INJ-P	EINSPRITZPUMPE	INJECTION PUMP
INT-COOL	LADELUFTKÜHLER	INTERCOOLER
L	LINKS	LEFT
LHD	LINKSLENKUNG	LEFT-HAND DRIVE
LOW	UNTEN	LOWER
MAN	MANUELL	MANUAL
MAN-TM	SCHALTGETRIEBE	MANUAL TRANSMISSION
MAN-TM-4	SCHALTGETRIEBE 4 GANG	MANUAL TRANSMISSION, 4-SPEED
MAN-TM-5	SCHALTGETRIEBE 5 GANG	MANUAL TRANSMISSION, 5-SPEED
ME	MECHANISCH	MECHANICAL
M-INJ	MULTI POINT INJECTION (MPI)	MULTI POINT INJECTION (MPI)
MOD	BAUMUSTER	MODEL
MTR-CODE	MOTORCODE	ENGINE-CODE
MTR-NO	MOTORNUMMER	ENGINE NUMBER
MTR-TYP	MOTORBAUART	ENGINE MODEL
N	NORWEGEN	NORWAY
NAT-ASP	SAUGER	NATURALLY ASPIRATED
NIV	MIT NIVEAUREGULIERUNG	RIDE HEIGHT ADJUSTMENT
NL	NIEDERLANDE	NETHERLANDS
NOT	NICHT	NOT
Ø	DURCHMESSER [MM]	DIAMETER [MM]
OE-NO.	ERSTAUSRÜSTUNGSNUMMER	ORIGINAL-EXCHANGE-NUMBER
OHV	OHV	OHV
OIL-COOL	ÖLKÜHLER	OIL COOLER
OIL-P	ÖLPUMPE	OIL PUMP
Ø-P	RIEMENSCHIBEN-Ø	BELT-PULLEY-Ø
OPT	WAHLWEISE	OPTIONAL
ORGA-NO.	ORGANISATIONSNUMMER	ORGANISATION NUMBER
P	PORTUGAL	PORTUGAL
P-INJ	BENZINEINSPRITZUNG	PETROL INJECTION
POLICE	POLICE	POLICE
POST	POST	POST
PS	SERVOLENKUNG	POWER STEERING PUMP
PTO	NEBENANTRIEB	POWER TAKE-OFF
PUL	RIEMENSCHIBE	PULLEY
QTY	MENGE	QUANTITY
R	RECHTS	RIGHT
REQ	BENÖTIGT	REQUIRED
RHD	RECHTSLENKUNG	RIGHT-HAND DRIVE
RIC-NO.	RICAMBI-NUMMER	RICAMBI NO.
RUS	RUSSLAND	RUSSIA
S	SCHWEDEN	SWEDEN
SERTRON-STEER	SERVOTRONIC-LENKUNG	SERVOTRONIC STEERING
SOHC	SOHC	SOHC
S-PUL	STÜTZSCHIBE	SUPPORTING PULLEY
STD-COOL	STANDARD KÜHLUNG	STANDARD COOLING
STD-HEAT	STANDARD HEIZUNG	STANDARD HEATING
TAXI	TAXI	TAXI
TEN-PUL	SPANNROLLE	TENSIONER PULLEY
TENS-PUL	SPANNROLLE	TENSIONER PULLEY
TR	TÜRKEI	TURKEY
T-SIZE	GEWINDEMAß	THREAD SIZE
TURBO	TURBO	TURBO
TURBO-C	TURBOKOMPRESSOR	TURBOCHARGER COMPRESSOR
UNTIL	BIS	UNTIL
UP	OBEN	UPPER
VAC-P	VAKUUMPUMPE	VACUUM PUMP
VET-NO.	VET-NUMMER	VET NUMBER
V-PUL	RIPPENRIEMENSCHIBE	V-RIPPED BELT PULLEY
W-P	WASSERPUMPE	WATER PUMP

F
E
I
NL

Abkürzung	Abbreviations	Explicación de las abreviaturas	Abbreviazioni	Verklaring van afkortingen
3W-CAT	AVEC CATALYSEUR (3 VOIES)	CON CATALIZADOR DE 3 VIAS	CON CATALIZZATORE (A TRE VIE) CON SONDA LAMBDA	MET GEREDEGDE (3-WEGS) KATALYSATOR
ABS	ABS	SAB	ABS	ABS
AC	CLIMATISATION	INSTALACIÓN DE AIRE ACONDICIONADO	CLIMATIZZATORE	AIRCONDITIONING
AC-C	COMPRESSEUR CLIMATISATION	COMPRESOR PARA AIRE ACONDICIONADO	COMPRESSORE PER CLIMATIZZATORE	COMPRESSOR AIRCONDITIONING
ACT-STEER	DIRECTION ASSISTEE	DIRECCIÓN ACTIVA	STERZO ATTIVO	ACTIEVE BESTURING
ADD-HYD-P / RAD-C	POMPE HYDRAULIQUE SUPPLEMENTAIRE / COMPRESSEUR DE CLIMATISATION	BOMBA HIDRÁULICA ADICIONAL/COMPRESOR REFRIGERANTE	POMPA IDRAULICA SUPPLEMENTARE / COMPRESORE DI RAFFREDDAMENTO	HYDRAULISCHE HULPOMP // KOELCOMPRESSOR
AIR-C	COMPRESSEUR PNEUMATIQUE	COMPRESOR DE AIRE	COMPRESSORE	LUCHTCOMPRESSOR
AIR-P	POMPE A AIR	BOMBA DE AIRE	POMPA DELL'ARIA	LUCHTPOMP
AK	AFRIQUE	ÁFRICA	AFRICA	AFRIKA
ALT	ALTERNATEUR	GENERADOR	GENERATORE	GENERATOR
AMP	INTENSITE DU COURANT [A]	INTENSIDAD DE CORRIENTE [A]	INTENSITÀ DI CORRENTE [A]	STROOMSTERKTE [A]
AU	AUTOMATIQUE	AUTOMÁTICO	AUTOMATICO	AUTOMATISCH
AUTO-TM	BOITE AUTOMATIQUE	TRANSMISIÓN AUTOMÁTICA	CAMBIO AUTOMATICO	AUTOMATISCHE TRANSMISSIE
AUX-FAN	VENTILATEUR SUPPLEMENTAIRE	VENTILADOR ADICIONAL	VENTOLA SUPPLEMENTARE	HULPVENTILATOR
AWD	TOUTES ROUES MOTRICES	TRACCIÓN EN LAS 4 RUEDAS	TRAZIONE INTEGRALE	VIERWIELAANDRIJVING
BAL	ARBRE DU DIFFERENTIEL	ÁRBOL DEL DIFERENCIAL	ALBERO DEL DIFFERENZIALE	BALANCEERAS
C1	ZONES CLIMATISEES FROIDES	ZONAS CLIMÁTICAS FRIAS	ZONE A CLIMA FREDDO	KOUDE KLIMAATZONES
C2	ZONES CLIMATISEES CHAUDES	ZONAS CLIMÁTICAS CALIENTES	ZONE A CLIMA CALDO	HETE KLIMAATZONES
CABRIO	CABRIOLET	CABRIO	CABRIOLET	CABRIO
CAM	ARBRE A CAMES	ÁRBOL DE LEVAS	ALBERO A CAMME	NOKKENAS
CARB	CARBURATEUR	CARBURADOR	CARBURATORE	CARBURATEUR
CAT	CATALYSEUR	CATALIZADOR	CATALIZZATORE	KATALYSATOR
C.DIM	DIMENSIONS DU RESEAU	DIMENSIONES DE LA RED	DIMENSIONI	BASISAFMETINGEN
CH	SUISSE	SUIZA	SVIZZERA	ZWITSERLAND
CHA-NO.	NUMERO DE CHASSIS	NUMERO DEL CHASIS	NUMERO DI TELAIO	CHASSISNUMMER
C-INJ	INJECTION CENTRALE	INYECCIÓN CENTRAL	INIEZIONE CENTRALIZZATA	CENTRALE INSPUITING
CRG	CHARGE	CARGADO	CARICATA	OPGELADEN
DOHC	DOHC	DOHC - DOBLE ÁRBOL DE LEVAS EN CABEZA	DOHC	DOHC
DOOR	NOMBRE DE PORTES	NUMERO DE PUERTAS	NUMERO PORTE	AANTAL DEUREN
DYN	ALTERNATEUR	ALTERNADOR TRIFÁSICO	ALTERNATORE	DRAAISTROOMDYNAMO
DYN	GENERATRICE A COURANT CONTINU	GENERADOR DE CORRIENTE CONTINUA	DINAMO A CORRENTE CONTINUA	GELIJKSTROOMDYNAMO
E	ESPAÑE	ESPAÑA	SPAGNA	SPANJE
ELEC-STEER	DIRECTION ASSISTEE ELECTRIQUE	SERVODIRECCIÓN ELÉCTRICA	SERVOSTERZO ELETTRICO	ELEKTRISCHE STUURBEKRACHTIGING
ELEC-SUSP	REGULATION ELECTRIQUE DES AMORTISSEURS	REGULACIÓN ELÉCTRICA AMORTIGUADORES	REGOLAZIONE ELETTR. AMMORTIZZATORE	ELEKTR. DEMPERREGEELING
ENG-PTO	PRISE DE FORCE DE MOTEUR	TOMA DE FUERZA DEL MOTOR	PRESA DI FORZA MOTORE	MOTORAFKAS
EQUIP	EQUIPEMENT	EQUIPAMIENTO	EQUIPAGGIAMENTO	UITRUSTING
EXH-EN	NORME DE GAZ D'ÉCHAPPEMENT	NORMA DEL GAS DE ESCAPE	NORMATIVA SULLE EMISSIONI	UITLAATGASNORM
EXH-EN 2	EURO 2	EURO 2	EURO 2	EURO 2
EXH-EN 3	EURO 3 [D3]	EURO 3 [D3]	EURO 3 [D3]	EURO 3 [D3]
EXH-EN 4	EURO 4 [D4]	EURO 4 [D4]	EURO 4 [D4]	EURO 4 [D4]
EXT-COOL	REFROIDISSEMENT SUPPLEMENTAIRE	REFRIGERACIÓN EXTRA	RAFFREDDAMENTO EXTRA	EXTRA KOELING
EXT-HEAT	CHAUFFAGE SUPPLEMENTAIRE	CALEFACCIÓN EXTRA	RISCALDAMENTO EXTRA	EXTRA VERWARMING
FA	ENTIEREMENT AUTOMATIQUE	ENTERAMENTE AUTOMÁTICO	INTERAMENTE AUTOMATICO	VOLLEDIG AUTOMATISCH
FAN	VENTILATEUR	VENTILADOR	VENTOLA	VENTILATOR
FROM	DE	DE	DA	VAN
FWD	TRACTION AVANT	TRACCIÓN DELANTERA	TRAZIONE ANTERIORE	VOORWIELAANDRIJVING
GB	GRANDE-BRETAGNE	GRAN BRETAÑA	GRAN BRETAGNA	GROOT-BRITANNIË
G-CHRG	CHARGEUR G	CARGADORA-G	COMPRESSORE G-LADER	G-LADER
G-PUL	GALET DE GUIDAGE	RODILLO GUÍA	RULLO DI GUIDA	LEIROL
GUS	COMMUNAUTE DES ETATS INDEPENDANTS	COMUNIDAD DE ESTADOS INDEPENDIENTES	COMUNITÀ DI STATI INDIPENDENTI	GEMEENSCHAP VAN ONAFHANKELIJKE STATEN
HY	HYDRAULIQUE	HIDRÁULICO	IDRAULICA	HYDRAULISCH
HYD-P	POMPE HYDRAULIQUE	BOMBA HIDRÁULICA	POMPA IDRAULICA	HYDRAULISCHE POMP
IDLER	POULIE INTERMEDIAIRE	ARANDELA INTERMEDIA	PULEGGIA INTERMEDIA	TUSSENSCHIJF
INJ-P	POMPE D'INJECTION	BOMBA DE INYECCIÓN	POMPA D'INIEZIONE	INSPUITPOMP
INT-COOL	ECHANGEUR AIR/AIR	RADIADOR DEL AIRE DE SOBREALIMENTACIÓN	REFRIGERATORE ARIA DI ALIMENTAZIONE	TUSSENKOELER
L	GAUCHE	IZQUIERDA	SINISTRA	LINKS
LHD	CONDUITE A GAUCHE	CON VOLANTE A LA IZQUIERDA	GUIDA A SINISTRA	LINKSE BESTURING
LOW	EN BAS	ABAJO	SOTTO	BENEDEN
MAN	MANUELLE	MANUAL	MANUALE	HANDMATIG
MAN-TM	BOITE DE VITESSES	CAMBIO DE MARCHAS MANUAL	CAMBIO MANUALE	VERSNELLINGSBAK
MAN-TM-4	BOITE DE VITESSES 4 VITESSES	CAMBIO DE MARCHAS MANUAL 4 VELOCIDADES	CAMBIO MANUALE 4 RAPPORTI	VERSNELLINGSBAK 4 VERSNELLINGEN
MAN-TM-5	BOITE DE VITESSES 5 VITESSES	CAMBIO DE MARCHAS MANUAL 5 VELOCIDADES	CAMBIO MANUALE 5 RAPPORTI	VERSNELLINGSBAK 5 VERSNELLINGEN
ME	MECANIQUE	MECÁNICO	MECCANICO	MECHANISCH
M-INJ	INJECTION MULTI POINT (MPI)	INYECCIÓN MULTIPUNTO (IMP)	MULTI POINT INJECTION (MPI)	MULTI POINT INJECTION (MPI)
MOD	MODELE DE CONSTRUCTION	MODELO	MODELLO	BOUWMODEL
MTR-CODE	CODE MOTEUR	CÓDIGO DEL MOTOR	CODICE MOTORE	MOTORCODE
MTR-NO	NUMERO DE MOTEUR	NUMERO DEL MOTOR	NUMERO MOTORE	MOTORNUMMER
MTR-TYP	TYPE DE CONSTRUCTION DE MOTEUR	MODELO DE MOTOR	MODELLO MOTORE	BOUWWIJZE MOTOR
N	NORVEGE	NORUEGA	NORVEGIA	NOORWEGEN
NAT-ASP	ASPIRATEUR	ASPIRACIÓN NATURAL	ASPIRATO	ZUIGER
NIV	AVEC CORRECTION D'ASSIETTE	CON REGULACIÓN DEL NIVEL	CON REGOLAZIONE LIVELLO	MET NIVEAUREGELING
NL	PAYS-BAS	PAÍSES BAJOS	PAESI BASSI	NEDERLAND
NOT	NON	NO	NON	NIET
Ø	DIAMETRE [MM]	DIÁMETRO [MM]	DIAMETRO [MM]	DIAMETER [MM]
OE.NO.	ORIGINAL - NUMERO - RECHANGE	NUMERO DEL PRIMER EQUIPO	CODICE PRIMO EQUIPAGGIAMENTO	EERSTE UITRUSTINGSNUMMER
OHV	OHV	OHV	OHV	OHV
OIL-COOL	REFROIDISSEUR D'HUILE	RADIADOR DE ACEITE	RADIATORE DELL'OLIO	OLIEKOELER
OIL-P	POMPE A HUILE	BOMBA DE ACEITE	POMPA DELL'OLIO	OLIEPOMP
Ø-P	POULIES POUR COURROIES-Ø	Ø POLEA DE TRANSMISIÓN	Ø PULEGGE	RIEMSCHIJF-Ø
OPT	EN OPTION	OPCIONAL	OPTIONAL	NAAR KEUZE
ORGA-NO.	NUMERO D'ORGANISATION	NUMERO DE ORGANIZACIÓN	NUMERO ORGANIZZAZIONE	ORGANISATIENUMMER
P	PORTUGAL	PORTUGAL	PORTUGALLO	PORTUGAL
P-INJ	INJECTION D'ESSENCE	INYECCIÓN GASOLINA	INIEZIONE A BENZINA	BENZINE-INSPUITING
POLICE	POLICE	PÓLIZA	POLIZZA	POLICE
POST	POSTE	CORREOS	POSTA	POST
PS	DIRECTION ASSISTEE	SERVODIRECCIÓN	SERVOSTERZO	STUURBEKRACHTIGING
PTO	COMMANDE AUXILIAIRE	MANDO AUXILIAR	PRESA DI MOTO	SECUNDAIRE AANDRIJVING
PUL	POULIE	POLEA DE TRANSMISIÓN	PULEGGIA	RIEMSCHIJF
QTY	QUANTITE	CANTIDAD	QUANTITÀ	AANTAL
R	A DROITE	DERECHA	DESTRA	RECHTS
REQ	NECESSAIRE	REQUERIDO	OCCORRE	BENODIGD
RHD	CONDUITE A DROITE	VOLANTE A LA DERECHA	GUIDA A DESTRA	RECHTSE BESTURING
RIC-NO.	NUMERO RICAMBI	RICAMBI N°	CODICE RICAMBI	RICAMBI-NUMMER
RUS	RUSSIE	RUSIA	RUSSIA	RUSLAND
S	SUEDE	SUECIA	SVEZIA	ZWEDEN
SERTRON-STEER	DIRECTION SERVOTRONIC	DIRECCIÓN SERVOTRONIC	STERZO SERVOTRONIC	SERVOTRONIC-BESTURING
SOHC	SOHC	SOHC - ÁRBOL DE LEVAS EN CABEZA SIMPLE	SOHC	SOHC
S-PUL	RONDELLE D'APPUI	DISCO DE SOPORTE	PULEGGIA DI SOSTEGNO	STEUNSCHIJF
STD-COOL	REFROIDISSEMENT STANDARD	REFRIGERACIÓN ESTÁNDAR	REFRIGERAZIONE STANDARD	STANDAARD KOELING
STD-HEAT	CHAUFFAGE STANDARD	CALEFACCIÓN ESTÁNDAR	RISCALDAMENTO STANDARD	STANDAARD VERWARMING
TAXI	TAXI	TAXI	TASSI	TAXI
TEN-PUL	GALET TENDEUR	RODILLO TENSOR	RULLO TENDITORE	SPANROL
TENS-PUL	GALETS TENDEURS	RODILLO TENSOR	RULLO TENDITORE	SPANROL
TR	TURQUIE	TURQUÍA	TURCHIA	TURKIJE
T-SIZE	DIAMETRE DE FILETAGE	MEDIDA ROSCA	DIM. FILETTO	SCHROEFDRAADMAAT
TURBO	TURBO	TURBO	TURBO	TURBO
TURBO-C	TURBO COMPRESSEUR	TURBOCOMPRESOR DE ALIMENTACIÓN	TURBOCOMPRESSORE	TURBOCOMPRESSOR
UNTIL	JUSQU'À	HASTA	FINO A	TOT
UP	EN HAUT	ARRIBA	SOPRA	BOVEN
VAC-P	POMPE A VIDE	BOMBA PARA VACÍO	POMPA DI ASPIRAZIONE	VACUÛMPOMP
VET-NO.	NUMERO VET	NUMERO VET	CODICE VET	VET-NUMMER
V-PUL	POULIE POUR COURROIE STRIÉE	POLEA DE TRANSMISIÓN CON NERVIOS	PULEGGIA A V	POLY-VRIEMSCHIJF
W-P	POMPE A EAU	BOMBA DE AGUA	POMPA DELL'ACQUA	WATERPOMP

GR

DK

S

FIN

Abkürzung	ΣΥΝΤΟΜΟΓΡΑΦΙΕΣ	Forkortelsesforklaring	Förkortningar	Lyhenteiden selite
3W-CAT	ΜΕ ΤΡΙΩΔΙΚΟ ΚΑΤΑΛΥΤΗ	MED REGULERET (3-VEJS) KATALYSATOR	MED STYRD (3-VÄGS) KATALYSATOR	3-TIE KATALYSAATTORIN KANSSA
ABS	ABS	ABS	ABS	ABS
AC	ΚΛΙΜΑΤΙΣΜΟΣ	KILMAANLÄG	LUFTKONDITIONERING	ILMASTOINTI
ACC	ΣΥΜΠΙΕΣΤΗΣ ΚΛΙΜΑΤΙΣΜΟΥ	KILMAKOMPRESSOR	LUFTKONDITIONERINGSKOMPRESSOR	ILMASTOINTIKOMPRESSORI
ACT-STEER	ΣΥΣΤΗΜΑ ΥΠΟΒΟΗΘΗΣΗΣ ΚΑΤΕΥΘΥΝΣΗΣ	AKTIVT STYRETØJ	AKTIV STYRNING	AKTIVOIHJAUS
ADD-HYD-P / RAD-C	ΠΡΟΣΘΕΤΗ ΥΔΡ. ΑΝΤΛΙΑ / ΣΥΜΠΙΕΣΤΗΣ	EKSTRA HYDRAULIKPUMPE / KØLEKOMPRESSOR	EXTRA HYDRAULPUMP / KYLKOMPRESSOR	LISÄHYDRAULIPUMPPU / KYLMÄKOMPRESSORI
AIR-C	ΑΕΡΟΣΥΜΠΙΕΣΤΗΣ	LUFTKOMPRESSOR	LUFTKOMPRESSOR	ILMAKOMPRESSORI
AIR-P	ΑΝΤΛΙΑ ΑΕΡΑ	LUFTPUMPE	LUFTPUMP	ILMAPUMPPU
AK	ΑΦΡΙΚΗ	AFRIKA	AFRIKA	AFRIKKA
ALT	ΔΥΝΑΜΟ	GENERATOR	GENERATOR	VAIHTOVIRTALATURI
AMP	ΙΣΧΥΣ ΡΕΥΜΑΤΟΣ [A]	STRØMSTYRKE [A]	STRÖMSTYRKA [A]	VIRRAN VOIMAKKUUS [A]
AU	ΑΥΤΟΜΑΤΟ	AUTOMATISK	AUTOMATISK	AUTOMAATTINEN
AUTO-TM	ΑΥΤΟΜΑΤΟ ΚΙΒΩΤΙΟ	AUTOMATGEAR	AUTOMATVÄXELLÄDA	AUTOMAATTIVAIHTEISTO
AUX-FAN	ΠΡΟΣΘΕΤΟΣ ΑΝΕΜΙΣΤΗΡΑΣ	EKSTRA VENTILATOR	EXTRAFLÄKT	LISÄTUULETIN
AWD	ΤΕΤΡΑΚΙΝΗΣΗ	FIRHJULSTRÆK	FYRHJULSDRIFT	NELIVETO
BAL	ΑΝΤΙΚΡΑΔΑΣΜΙΚΟΣ ΑΞΟΝΑΣ	UDLIGNINGSAKSEL	DIFFERENTIALAXEL	TASAUSAKSELI
C1	ΘΕΡΜΟ ΚΛΙΜΑ	KOLDE KLIMAZONER	ZONER MED KALLT KLIMAT	KYLMÄT ILMASTOALUEET
C2	ΘΕΡΜΕΣ ΚΛΙΜΑΤΙΚΕΣ ΖΩΝΕΣ	VARME KLIMAZONE	ZONER MED VARMT KLIMAT	KUUMAT ILMASTOALUEET
CABRIO	ΚΑΜΠΡΙΟ	CABRIO	CAB	AVOAUTO
CAM	ΕΚΚΕΝΤΡΟΦΟΡΟΣ	KNASTAKSEL	KAMAXEL	NOKKA-AKSELI
CARB	ΚΑΡΜΠΥΡΑΤΕΡ	KARBURATOR	FÖRGASARE	KAASUTIN
CAT	ΚΑΤΑΛΥΤΗΣ	KATALYSATOR	KATALYSATOR	KATALYSAATTORI
C-DIM	ΔΙΑΣΤΑΣΕΙΣ ΛΙΝΟΥ	NETEFFEKT	KÄRNDIMENSIONER	PERUSMITAT
CH	ΕΛΒΕΤΙΑ	SCHWEIZ	SCHWEIZ	SVEITSI
CHA-NO.	ΑΡΙΘΜΟΣ ΠΛΑΙΣΙΟΥ	STELNUMMER	CHASSINUMMER	ALUSTANUMERO
CINJ	ΨΕΚΑΣΜΟΣ (ΚΕΝΤΡΙΚΟΣ)	CENTRALINSPRØJTNING	CENTRALINSPRUTNING	KESKUSRUISKUTUS
CRG	ΦΟΡΤΙΣΜΕΝΟ	ØPLADET	LADDAD	LADATTU
DOHC	DOHC	DOHC	DOHC	DOHC
DOOR	ΑΡΙΘΜΟΣ ΘΥΡΩΝ	DØRANTAL	ANTAL DÖRRAR	OVIEN MÄÄRÄ
DYN	ΔΥΝΑΜΟ (ΕΝΑΛΛΑΣΣΟΜΕΝΟ)	VEKSELSTRØMSGENERATOR	VÄXELSTRÖMSGENERATOR	KOLMIVAIHELATURI
DYN	ΔΥΝΑΜΟ (ΣΥΝΕΧΕΣ)	DYNAMO	LIKSTRØMSGENERATOR	TASAVIRTALATURI
E	ΙΣΠΑΝΙΑ	SPANIEN	SPANIEN	ESPAÑIA
ELEC-STEER	ΗΛΕΚΤΡΙΚΗ ΣΕΡΒΟΟΔΗΓΗΣΗ	ELEKTRISK SERVOSTYRING	ELEKTRISK SERVOSTYRNING	SÄHKÖISESTI TEHOSTETTU OHJAUS
ELEC-SUSP	ΗΛΕΚΤΡΙΚΗ ΡΥΘΜΙΣΗ ΑΠΟΣΒΕΣΗΣ	ELEKTR. DÆMPERREGULERING	ELEKTRONISK DÄMPARSTYRNING	YAIMENTIMEN SÄHKÖINEN SÄÄTÖ
ENG-PTO	ΛΗΨΗ ΙΣΧΥΟΣ ΚΙΝΗΤΗΡΑ	MOTORKRAFTUDTAG	MOTORTAPPAXEL	MOOTTORIN VOIMANOTTOAKSELI
EQUIP	ΕΞΟΠΛΙΣΜΟΣ	UDSTYR	UTRUSTNING	VARUSTUS
EXH-EN	ΠΡΟΤΥΠΟ ΕΚΠΕΜΠΟΜΕΝΩΝ ΡΥΠΩΝ	EMISSIONSSTANDARD	AVGASSTANDARD	PAKOKAASUSTANDARDI
EXH-EN 2	EURO 2	EURO 2	EURO 2	EURO 2
EXH-EN 3	EURO 3 (D3)	EURO 3 (D3)	EURO 3 (D3)	EURO 3 (D3)
EXH-EN 4	EURO 4 (D4)	EURO 4 (D4)	EURO 4 (D4)	EURO 4 (D4)
EXT-COOL	ΠΡΟΣΘΕΤΗ ΨΥΞΗ	EKSTRA KØLING	EXTRA KYLNING	LISÄJÄÄHDYTYS
EXT-HEAT	ΠΡΟΣΘΕΤΗ ΘΕΡΜΑΝΣΗ	EKSTRA VARME	EXTRA VÄRME	LISÄLÄMMITYS
FA	ΠΛΗΡΩΣ ΑΥΤΟΜΑΤΟ	FULDAUTOMATISK	HELAUTOMATISK	TÄYSIN AUTOMAATTINEN
FAN	ΑΝΕΜΙΣΤΗΡΑΣ	VENTILATOR	FLÄKT	TUULETIN
FROM	ΑΠΟ	FRA	FRÅN	ALKAEN
FWD	ΜΠΡΟΣΤΙΝΗ ΚΙΝΗΣΗ	FØRHJULSTRÆK	FRAMHJULSDRIFT	ETUVETO
GB	ΜΕΓΑΛΗ ΒΡΕΤΑΝΙΑ	STORBRITANNIEN	STORBRITANNIEN	ISO-BRITANNIA
G-CHRG	ΦΟΡΤΙΣΤΗΣ G	G-LADER	G-LADDARE	G-AHDIN
G-PUL	ΤΡΟΧΑΛΙΑ	STYRERULLE	STYRULLE	OHJAUSRULLA
GUS	ΚΟΙΝΟΠΟΙΛΕΙΑ ΑΝΕΞΑΡΤΗΤΩΝ ΚΡΑΤΩΝ	SAMFUNDET AF UAFHÆNGIGE STATER	ØBERØENDE STATERS SAMVÆLDE	ITSENÄISTEN VALTIOIDEN YHTEISÖ
HY	ΥΔΡΑΥΛΙΚΟ	HYDRAULISK	HYDRAULISK	HYDRAULINEN
HYD-P	ΥΔΡΑΥΛΙΚΗ ΑΝΤΛΙΑ	HYDRAULIKPUMPE	HYDRAULPUMP	HYDRAULIPUMPPU
IDLER	ΕΝΔΙΑΜΕΣΗ ΤΡΟΧΑΛΙΑ	MELLEMSKIVE	MELLANBRICKA	VÄLILEVY
INJ-P	ΑΝΤΛΙΑ ΨΕΚΑΣΜΟΥ	INDSPRØJTNINGSPUMPE	INSPRUTNINGSPUMP	RUISKUTUSPUMPPU
INT-COOL	ΕΝΑΛΛΑΚΤΗΣ	LADELUFTKØLER	INTERCOOLER	VÄIJÄÄHDYTYN
L	ΑΡΙΣΤΕΡΑ	VENSTRE	VÄNSTER	VASEN
LHD	ΑΡΙΣΤΕΡΟΤΙΜΟΝΟ	VENSTRETYRING	VÄNSTERSTYRNING	VASEMMALLA PUOLELLA OLEVA OHJAUS
LOW	ΚΑΤΩ	FØRNEDED	NEDTILL	ALHAALLA
MAN	ΧΕΙΡΟΚΙΝΗΤΑ	MANUEL	MANUELL	MANUAALINEN
MAN-TM	ΧΕΙΡΟΚΙΝΗΤΟ ΚΙΒΩΤΙΟ ΤΑΧΥΤΗΤΩΝ	GEARKASSE	MANUELL VÄXELLÄDA	VAIHTEISTO
MAN-TM-4	ΧΕΙΡΟΚΙΝΗΤΟ ΚΙΒΩΤΙΟ ΤΑΧΥΤΗΤΩΝ, 4 ΤΑΧΥΤΗΤΕΣ	GEARKASSE 4. GEAR	MANUELL VÄXELLÄDA, 4-VÄXLAD	MANUAALIVAIHTEISTO, 4 VAIHDETTA
MAN-TM-5	ΧΕΙΡΟΚΙΝΗΤΟ ΚΙΒΩΤΙΟ ΤΑΧΥΤΗΤΩΝ, 5 ΤΑΧΥΤΗΤΕΣ	GEARKASSE 5. GANG	MANUELL VÄXELLÄDA, 5-VÄXLAD	MANUAALIVAIHTEISTO, 5 VAIHDETTA
ME	ΜΗΧΑΝΙΚΟ	MEKANISK	MEKANISK	MEKAANINEN
M-INJ	ΨΕΚΑΣΜΟΣ ΠΟΛΥΑΠΛΩΝ ΣΗΜΕΙΩΝ(MPI)	MULTI POINT INJECTION (MPI)	MULTI POINT INJECTION (MPI)	MONIPISTERUISKUTUS (MPI)
MOD	ΜΟΝΤΕΛΟ	PROTOTYPE	MODELL	MALLI
MTR-CODE	ΚΩΔΙΚΟΣ ΚΙΝΗΤΗΡΑ	MOTORKODE	MOTORKOD	MOOTTORIKOODI
MTR-NO	ΑΡΙΘΜΟΣ ΚΙΝΗΤΗΡΑ	MOTORNUMMER	MOTORNUMMER	MOOTTORINUMERO
MTR-TYP	ΤΥΠΟΣ ΚΙΝΗΤΗΡΑ	MOTORTYPE	MOTORMODELL	MOOTTORIMALLI
N	ΝΟΡΒΗΓΙΑ	NORGE	NORGE	NORJA
NAT-ASP	ΑΝΑΡΡΟΦΗΤΗΡΑΣ	SUGER	SUGMOTOR	AHTAAMATON
NIV	ΜΕ ΡΥΘΜΙΣΗ ΥΨΟΥΣ	MED NIVEAUREGLERING	MED NIVÄREGLERING	SÄÄDETTÄVÄ AJOKORKEUS
NL	ΟΛΛΑΝΔΙΑ	HOLLAND	HOLLAND	ALANKOMAAT
NOT	OXI	IKKE	EJ	EI
Ø	ΔΙΑΜΕΤΡΟΣ [MM]	DIAMETER [MM]	DIAMETER [MM]	HALKASIA [MM]
OE-NO.	ΑΡΙΘΜΟΣ ΑΡΧΙΚΟΥ ΕΞΟΠΛΙΣΜΟΥ	ORIGINALUDSTYRSNUMMER	ORIGINALUTRUSTNINGSNUMMER	VARUSTENUMERO
OHV	OHV	OHV	OHV	OHV
OIL-COOL	ΨΥΓΕΙΟ ΛΑΔΙΟΥ	OLIEKØLER	OLJEKYLARE	ÖLJYJÄÄHDYTYN
OIL-P	ΑΝΤΛΙΑ ΛΑΔΙΟΥ	OLIEPUMPE	OLJEPUMP	ÖLJYPUMPPU
Ø-P	Ø ΤΡΟΧΑΛΙΑΣ	REMSKIVER-Ø	REMSKIVE-Ø	HIHNAPYÖRÄN Ø
OPT	ΚΑΤ'ΕΠΙΛΟΓΗ	VALGFØIT	TILLVAL	VAIINNAINEN
ORGA-NO.	ΑΡΙΘΜΟΣ ΟΡΓΑΝΩΣΗΣ	ORGANISATIONSNUMMER	ORGANISATIONSNUMMER	ORGANISAATIONUMERO
P	ΠΟΡΤΟΓΑΛΙΑ	PORTUGAL	PORTUGAL	PORTUGALI
P-INJ	ΨΕΚΑΣΜΟΣ ΒΕΝΖΙΝΗΣ	BENZININDSPRØJTNING	BENSININSPRUTNING	BENSIINRUISKUTUS
POLICE	ΑΣΤΥΝΟΜΙΑ	POLICE	POLIS	POLISI
POST	ΤΑΧΥΔΡΟΜΕΙΟ	POST	POST	POST
PS	ΟΔΗΓΗΣΗ ΣΕΡΒΟ	SERVOSTYRING	SERVOSTYRNING	TEHOSTETTU OHJAUS
PTO	ΜΟΝΑΔΑ ΑΠΟΛΗΨΗΣ ΙΣΧΥΟΣ	KRAFTUDTAG	KRAFTUTTAG	TEHON ULOSOTTO
PUL	ΤΡΟΧΑΛΙΑ	REMSKIVE	REMSKIVA	HIHNAPYÖRÄ
QTY	ΠΟΣΟΤΗΤΑ	MÆNGDE	KVANTITET	MÄÄRÄ
R	ΔΕΞΙΑ	HØJRE	HÖGER	OIKEA
REQ	ΑΠΑΙΤΕΙΤΑΙ	KRÆVET	ERFORDRAS	TARVITTAVA
RHD	ΔΕΞΙΟΤΙΜΟΝΟ	HØJRETYRING	HÖGERSTYRNING	OIKEALLA PUOLELLA OLEVA OHJAUS
RIC-NO.	ΑΡ. RICAMBI	RICAMBI-NUMMER	RICAMBI NR	RICAMBI-NUMERO
RUS	ΡΩΣΙΑ	RUSSLAND	RYSSLAND	VENÄJA
S	ΣΟΥΗΔΙΑ	SVERIGE	SVERIGE	RUOTSI
SERTRON-STEER	ΟΔΗΓΗΣΗ SERVOTRONIC	SERVOTRONIC-STYRING	SERVOTRONIC-STYRNING	SERVOTRONIC-OHJAUS
SOHC	SOHC	SOHC	SOHC	SOHC
S-PUL	ΤΡΟΧΑΛΙΑ ΣΤΗΡΙΞΗΣ	STØTTESKIVE	STÖDSKIVA	TUKILEVY
STD-COOL	ΣΤΑΝΤΑΡ ΨΥΞΗ	STANDARD KØLING	STANDARDKYLNING	VAKIOJÄÄHDYTYS
STD-HEAT	ΣΤΑΝΤΑΡ ΘΕΡΜΑΝΣΗ	STANDARD VARME	STANDARDUPPÄRMNING	VAKIOLÄMMITYS
TAXI	ΤΑΞΙ	TAXI	TAXI	TAKSI
TEN-PUL	ΤΡΟΧΑΛΙΑ ΕΝΤΑΤΗΡΑ	SPÆNDERULLE	SPÄNNRULLE	KIRISTYSRULLA
TENS-PUL	ΤΡΟΧΑΛΙΑ ΕΝΤΑΤΗΡΑ	SPÆNDERULLE	SPÄNNRULLE	KIRISTYSRULLA
TR	ΤΟΥΡΚΙΑ	TYRKIET	TURKIET	TURKKI
T-SIZE	ΔΙΑΣΤΑΣΕΙΣ ΣΠΕΙΡΩΜΑΤΟΣ	GEVINDMÅL	GÄNGDIMENSION	KIERREMITTA
TURBO	ΤΟΥΡΜΠΟ	TURBO	TURBO	TURBO
TURBO-C	ΥΠΕΡΣΥΜΠΙΕΣΤΗΣ	TURBOKOMPRESSOR	TURBOKOMPRESSOR	TURBOKOMPRESSORI
UNTIL	ΕΩΣ	TIL	TILL	PÄÄTTYEN
UP	ΕΠΑΝΩ	FOROVEN	UPPTILL	YLHÄÄLLÄ
VAC-P	ΑΝΤΛΙΑ ΚΕΝΟΥ	VAKUUMPUMPE	VAKUUMPUMP	YHJIÖPUMPPU
VET-NO.	ΑΡΙΘΜΟΣ VET	VET-NUMMER	VET-NUMMER	VET-NUMERO
V-PUL	ΤΡΟΧΑΛΙΑ ΑΥΛΑΚΤΟΥ	LAMELREMSKIVE	RIBBAD REMSKIVA	VHIHNAPYÖRÄ
W-P	ΑΝΤΛΙΑ ΝΕΡΟΥ	VANDPUMPE	VATTENPUMP	VESIPUMPPU

Inhaber sämtlicher Urheber- und Leistungsschutzrechte sowie sonstiger Nutzungs- und Verwertungsrechte: Arntz OPTIBELT Unternehmensgruppe, Höxter/Deutschland. Jegliche Nutzung, Verwertung, Vervielfältigung oder jegliche Weitergabe an Dritte bedarf der vorherigen schriftlichen Genehmigung durch die Arntz OPTIBELT Unternehmensgruppe, Höxter/Deutschland. Zuwiderhandlungen werden urheberrechtlich verfolgt.

Die Inhalte stellen unverbindliche Angebote dar, die sich ausschließlich an Unternehmen und nicht an Verbraucher richten. OPTIBELT empfiehlt den Einsatz seiner Produkte ausschließlich gemäß den Hinweisen in den OPTIBELT-Dokumentationen. Der Einsatz von OPTIBELT-Produkten in Flugzeugen oder flugzeugähnlichen Systemen, -Produkten und/oder -Applikationen ist nicht zulässig. Im Zweifelsfall ist der Einsatz von OPTIBELT-Produkten vor der Verwendung mit OPTIBELT abzustimmen. OPTIBELT lehnt jegliche Haftung ab, wenn OPTIBELT-Produkte in Systeme, Produkte und/oder Applikationen eingesetzt werden, für welche sie nicht entwickelt und/oder hergestellt wurden. Dies ist insbesondere – aber nicht abschließend – dann der Fall, wenn von einer bestimmten Verwendungseignung oder Beschaffenheitserwartung der OPTIBELT-Produkte außerhalb eines konkreten Vertragsabschlusses mit OPTIBELT ausgegangen wird oder die OPTIBELT-Produkte unter unüblichen oder ein besonderes Gesundheits-, Sicherheits- oder Umwelt-Risiko darstellenden oder eine erhöhte Beanspruchung erfordernden Bedingungen eingesetzt werden.

Irrtümer und Änderungen vorbehalten. OPTIBELT übernimmt keine Gewährleistung, dass die von OPTIBELT zur Verfügung gestellten Informationen vollständig oder richtig sind und von dem Empfänger der Informationen verwendet werden können. OPTIBELT haftet – soweit rechtlich zulässig – daher nicht für Schäden, die durch den Gebrauch oder durch das Vertrauen auf die Vollständigkeit und Richtigkeit der Informationen außerhalb eines konkreten Vertragsabschlusses mit OPTIBELT entstehen.

Es gelten ausschließlich die Allgemeinen Verkaufsbedingungen der OPTIBELT GmbH, Höxter/Deutschland, insbesondere der darin geregelte Eigentumsvorbehalt, auch in seiner verlängerten und erweiterten Form. Diese können kostenlos angefordert werden und sind unter <http://www.optibelt.de/agb/de> abrufbar. Entgegenstehende oder abweichende Geschäftsbedingungen des Kunden verpflichten OPTIBELT nicht, auch wenn OPTIBELT nicht ausdrücklich widerspricht oder ungeachtet entgegenstehender oder abweichender Geschäftsbedingungen des Kunden vorbehaltlos Leistungen erbringt oder Leistungen des Kunden annimmt.

Holder of all copyright and related rights including all rights of use and exploitation: Arntz OPTIBELT Group, Höxter, Germany. No part of this publication may be used, exploited, reproduced or transmitted to third parties in any form without the prior permission of the Arntz OPTIBELT Group, Höxter, Germany. Any infringement will be prosecuted under the copyright act law.

The products on offer provided by OPTIBELT are exclusively oriented towards specialised trade and not towards the consumer. OPTIBELT recommends that its products are to be exclusively used in accordance with the information provided in OPTIBELT documentation. The use of OPTIBELT products in aeroplanes or aviation systems, products and/or applications is not permitted. If in doubt, consult OPTIBELT before using any OPTIBELT products. OPTIBELT does not accept any liability for the use of OPTIBELT products in systems, products and/or applications for which they were not designed and/or manufactured. This is particularly, but not exclusively, the case if OPTIBELT products are to be used outside of any specific agreement with OPTIBELT in circumstances which are unusual or which present a particular risk to health, safety or the environment, or which require a more demanding use.

Errors and omissions excepted. OPTIBELT does not accept any liability for the correctness or completeness of the information supplied by OPTIBELT or for the suitability of the information for use by the recipient of the information. OPTIBELT does not therefore, as far as permitted by law, accept liability for damage resulting outside of any specific agreement with OPTIBELT from the use of the information or the assumption that the information is correct and complete.

The general terms and conditions of sale of OPTIBELT GmbH, Höxter, Germany, in particular the agreements relating to retention of title, including in their longer and extended form, shall apply exclusively. These terms and conditions can be obtained free of charge by visiting <http://www.optibelt.de/agb/de>. OPTIBELT shall not accept any of the customer's own terms and conditions that are contrary to or deviate from these terms and conditions, even if OPTIBELT does not explicitly object to them or unconditionally renders performance or accepts the performance by the customer irrespective of the customer's conflicting or differing terms of business.

OPTIBELT GmbH

Corveyer Allee 15
37671 Hörter
GERMANY

T +49 (0) 5271-621
F +49 (0) 5271-97 62 00
E info@optibelt.com



www.optibelt.com