

N-FLEX RN COUPLINGS TYPE RN / RNS



Rathi N-Flex couplings consists of graded cast iron hubs and a set of 'H' shaped highly resilient blocks which accommodates parallel, angular and axial misalignments & absorbs torsional vibrations. Rathi N-Flex spacer couplings (Type - RNS) are suitable for 'Back Pullout Pumps' in which the impeller can be disassembled without disturbing motor and pump from the base frame.



RN (B)



RN (A)

H Insert
(Nitrile / PU / H-Trans)

RNS(H)

FEATURES

Simplicity Of Construction

Easy to assemble & disassemble.
Suitable for reversing operation.

Varying Stiffness Characteristics

Special H shaped inserts provide progressively increasing stiffness characteristics, hence ensure effective shocks & vibration absorption. Special elastomer can be supplied to suit specific application needs.

No Lubrication

RN/RNS couplings do not require lubrication of any kind.

Application :

Mainly for pump applications such as :

Water Pumps, Slurry Pumps, Sewage Pumps, Back Pull out Pumps, Multistage Pumps, Spilt Case Pumps, API Pumps, Chemical Process Pumps, Metering/Dosing Pumps, Gear Pumps, Paper Stock Pumps, Screw Pumps, Vacuum Pumps, Fire Pumps, High Pressure Pumps.

Simple / Easy Maintenance

No complicated mechanism to demand adjustment or maintenance. Inspection and replacement of inserts is easy.

Low Operational Cost

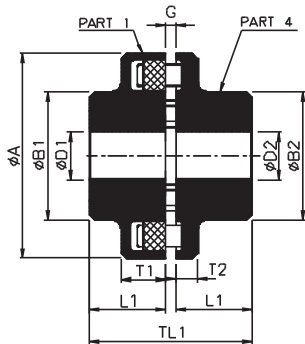
Only wear part is low cost inserts which make coupling economical in long run.

Smooth & Quiet Operation

Reduces vibration & noise arising from severe torque fluctuations. Operating temp. is -30°C to $+100^{\circ}\text{C}$.

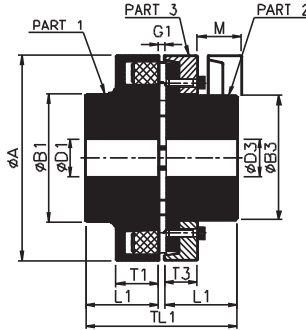
N-FLEX RN COUPLINGS

TYPE RN / RNS



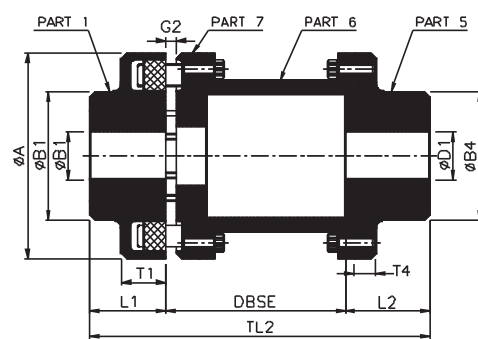
RN(B)

SIZES - 68 TO 250



RN(A)

SIZES - 110 TO 250



RNS(H)

SIZES - 80 TO 250

SIZE	RATED TORQUE Nm.	KW @ 100 RPM	RATED TORQUE Nm.	KW @ 100 RPM	RATED TORQUE Nm.	KW @ 100 RPM	MAX. SPEED (RPM)	MAX. BORE (mm)			DIMENSIONS (mm)													WEIGHT Kg			M.I. (WR ²) Kg-m ²					
								D1	D2	D3	ØA	ØB1	ØB2	ØB3	ØB4	L1	L2	T1	T2	T3	T4	M	DBSE	RN(B)	RN(A)	RNS(H)	RN(B)	RN(A)	RNS(H)			
68 B	34	0.36	51	0.54	85	0.9	7000	24	28	-	68	68	45	-	-	20	-	21	8	-	-	-	-	-	-	-	0.54	-	-	0.0002	-	-
80 B,H	60	0.63	90	0.95	150	1.6	6000	30*	38	-	80	68	68	-	55	30	45	31	10	-	7	-	-	-	-	100 140	1.3	-	2.6 2.7	0.0006	-	0.001 0.001
95 B,H	100	1.1	150	1.65	250	2.8	5500	42	42	-	95	76	76	-	70	35	45	30	12	-	9	-	-	-	100 140	2.2	-	3.5 3.8	0.0013	-	0.003 0.003	
110 A,B,H	160	1.7	240	2.55	400	4.3	5300	48	48	38	110	86	86	62	85	40	50	34	14	20	11	33	-	-	100 140 180	3.3	3	5.2 5.4 6.0	0.0030	0.003	0.005 0.006 0.006	
125 A,B,H	240	2.5	360	3.75	600	6.3	5100	55	55	45	125	100	100	75	90	50	50	36	18	23	11	38	-	-	100 140 180	5.2	4.8	7.2 7.7 8.2	0.0080	0.005	0.010 0.010 0.011	
140 A,B,H	360	3.8	540	5.70	900	9.5	4900	60	60	50	140	100	100	82	100	55	65	34	20	28	15	43	-	-	100 140 180	5.6	6	10.0 10.5 11.0	0.0070	0.0080	0.018 0.019 0.020	
160 A,B,H	560	5.9	840	8.85	1400	14.8	4250	65	65	58	160	108	108	95	108	60	70	39	20	28	15	47	-	-	100 140 180	7.8	8.4	13.0 13.7 14.5	0.0100	0.0140	0.030 0.032 0.034	
180 A,B,H	880	9.2	1320	13.80	2200	23.0	3800	75	75	65	180	125	125	108	125	70	80	42	20	30	15	50	-	-	140 180	11.5	12	18.5 19.4	0.0200	0.025	0.054 0.058	
200 A,B,H	1340	14	2010	21.00	3350	35.0	3400	85	85	75	200	140	140	122	140	80	90	47	24	32	18	53	-	-	140 180 200 250	16	17	25.6 26.5 27.2 28.5	0.0400	0.040	0.095 0.100 0.105 0.110	
225 A,B,H	2000	21	3000	31.50	5000	52.5	3000	90	90	85	225	150	150	138	150	90	100	52	18	38	18	61	-	-	140 180 200 250	20	23	34.0 35.0 36.0 38.0	0.0700	0.080	0.158 0.160 0.170 0.180	
250 A,B,H	2800	29	4200	43.50	7000	72.5	2750	100	100	95	250	165	165	155	165	100	110	60	18	42	21	69	-	-	180 200 250	29	31	48.0 50.0 52.0	0.1200	0.130	0.270 0.280 0.300	

- All dimensions are in mm.
- * = Bore 32 mm for part 5.
- G1 = 2-4mm for sizes 68 to 140, 2-6 mm for sizes 160 to 225 & 3-8 mm for size 250.
- G2 = 5 mm for sizes 80 to 140, 6 mm for sizes 160 to 225 & 8 mm for size 250.
- Part No. 5 is available with different length through Bores L2.
- Max. bore for coupling with or equivalent to DIN 6885 keys.
- For vertical installation contact RATHI.
- Weight & Inertia at Max Bore.