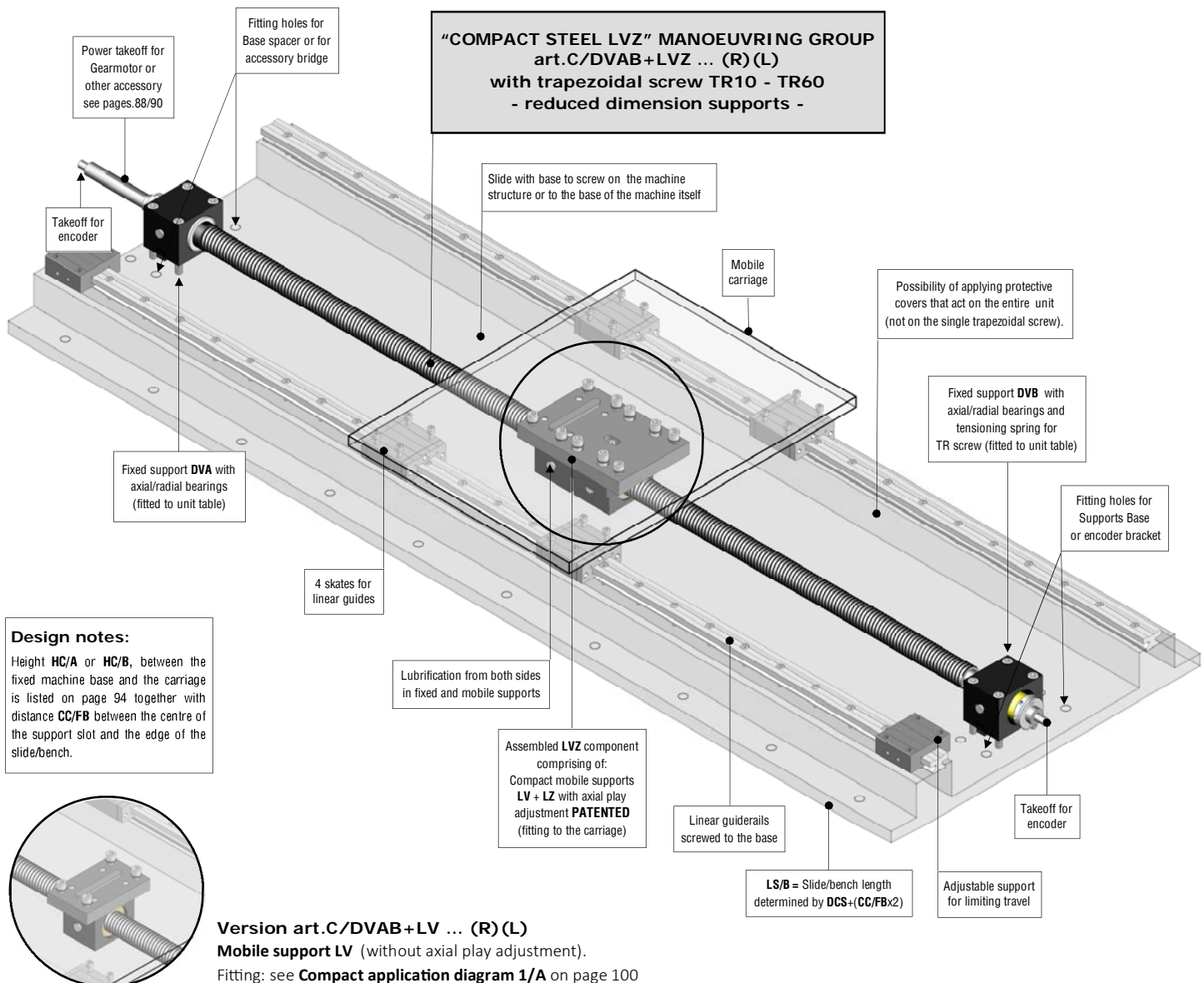


- **GROUP WITH SUPPORTS OF REDUCED DIMENSIONS (without dust cups) for medium and long movements.**
 - Use with single screw or with double in parallel with a single drive.
 - Supports in nitrided steel with axial/radial bearings and bronze cylindrical nuts on trapezoidal screws.
 - Group **C/DVAB+LVZ** (first diagram on the side) with medium/long screw allows the **regulation of axial play** and is mostly used horizontally, however it can also be used vertically/obliquely after prior risk assessment relative to the specific application. The system allows the control of the maximum wear of the nuts, **tolerable up to a 1/4 of a pass**, and helps to provide an adequate protection for the machine by limiting any eventual risks due to nuts breaking. Please find on page 96 the system for axial play adjustment and for wear control together with the information plate we supply to apply to the machinery. **If greater vertical safety is required use the Compact Safety Groups described in the following pages.** For vertical use with **gearmotor** (or other) **above** the arrangement of the supports is in the sequence shown in the diagram. In particular cases in which the **gearmotor** (or other) is **positioned below** the supports **arrangement is the same but only the trapezoidal screw terminals change, supplied specially in a limited range from TR20—TR60 adding "/B" to the article when ordering. For example: Group art. "C/DVAB+LVZ/B (R)/(L).**
 - The **guarantees of functionality and safety** are determined by the proper use of the group together with perfect fitting on the machinery with the tabs inserted and the engraved arrows facing the same direction and, if used for vertical/oblique movements, they must face downwards.
 - All of the Compact Groups can be purchased pre-assembled, with the supports inserted on the trapezoidal screw, in that for mounting on the Manoeuvring Unit requires no dismantling, fitting the Group to the machine as shown on the **Compact application diagram 2/A** on page 101.
 - The **C/DVAB+LV** Group (second diagram on the side) is only used for horizontal applications with medium/long screw where axial play adjustment is not necessary.
 - Our Groups are ready for the fitting of accessories such as **gearmotors, handwheels, position indicators** and others. These items defined as "complementary accessories" are normally available from us, preselected according to the specially machined screw terminal, preassembled together with the supports that form the Group itself (**Group ready for complementary accessories on page 265**).
- For the correct use of this Group we also recommend reading the technical instructions on pages 67-69.**
- **Indicative diagram of Manoeuvring Unit using "Compact Steel LVZ" Group with "medium/long" trapezoidal screw and axial play adjustment.**



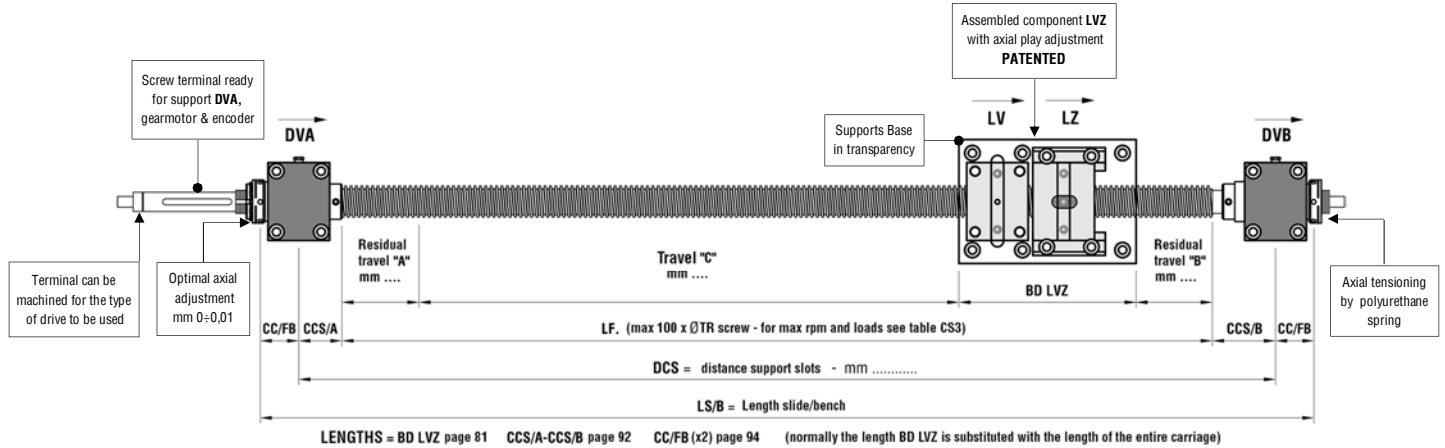
Group with right threaded components available from stock; with left threaded components made to order.

- **TRAPEZOIDAL SCREW MANOEUVRING GROUP mod. "COMPACT STEEL" - art.C/DVAB+LVZ ... (R)(L) series 10/60**
- Trapezoidal screw with maximum length of 100 times its diameter, double nut and ready for supports and accessories.

COMPOSITION OF GROUP WITH THE RELATIVE SUPPORTS:

- Trapezoidal screw (type and length to be defined).
 - **art.DVA** Fixed steel support with axial/radial bearings.
 - **art.DVB** Fixed steel support with axial/radial bearings.
- Assembled component **LVZ** on mobile Supports Base composed of:
- **art.LV** Steel mobile support with bearing nut **CCB/A**.
 - **art.LZ** Steel mobile support with adjustable nut **CCB/A**.

Fitting diagram of the Group on the slide
"Compact Application 2/A" on page. 101
(or "2/B" with fixed supports on bases, same page)

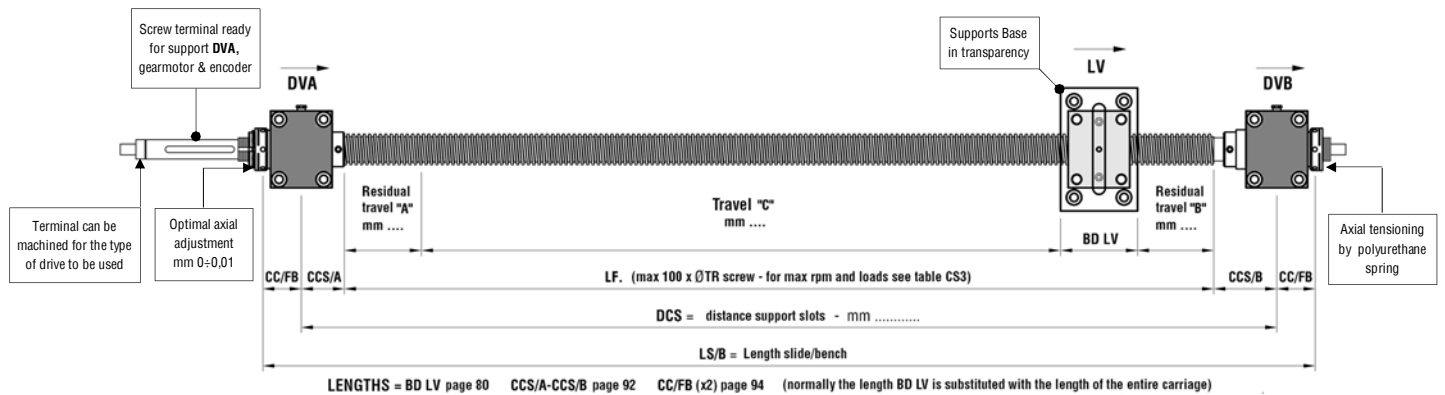


- **TRAPEZOIDAL SCREW MANOEUVRING GROUP mod. "COMPACT STEEL" - art.C/DVAB+LV ... (R)(L) series 10/60**
- Trapezoidal screw with maximum length of 100 times its diameter, single nut and ready for supports and accessories.

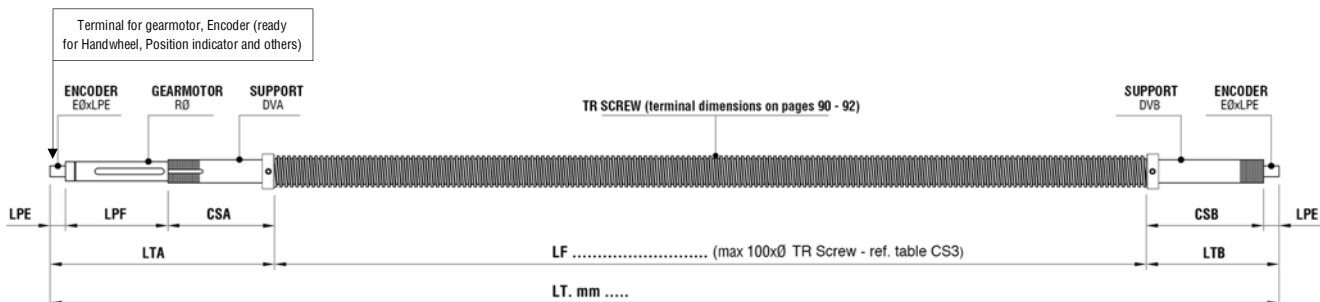
COMPOSITION OF GROUP WITH THE RELATIVE SUPPORTS:

- Same as above with the exclusion of Support art.LZ (group without axial play adjustment).

Fitting diagram of the Group on the slide "Compact Application 1/A" on page. 100
(or "1/B" with fixed supports on bases same page)



- **TRAPEZOIDAL SCREW DESIGN** of threaded bar ready for the above supports, gearmotor (positioned at the side or above) & encoder. For positioning the gearmotor below (for use only in cases of extreme necessity) please ask for the appropriate screw. Trapezoidal screw terminal: for specific details please see pages 88/90, for general details please see pages 48 - 56.



- For sizing the Manoeuvring Group screw and consequent gearmotor, consult our tables CS3/CS4 on pages 90-93 with subsequent compilation of this page quoting the Group in the points indicating "Travel A - Travel B - Travel C" together with the Questionnaire found on pages 64-65.
- Please send everything to our technical department for optimizing. For the dimensions of single supports and spare parts please see the following pages.