

RUOTA / WHEEL



115

115

Ruota monolitica
in resina fenolica
*Monolithic phenolic
resin wheel*



100 ÷ 300



-40 ÷ +280



**Ruote in
resina fenolica
termoindurente.**

Mozzo a foro passante.
Su richiesta disponibile
boccola teflon inox.

**Phenolic resin wheels.
Black phenolic resin
wheel.**

Hub on plain bore.
Teflon inox bush
available on request.

| 80x35 | 40 | 12 | 100 |
|--------|----|-------|-----|
| 100x35 | 40 | 12 | 150 |
| 125x40 | 50 | 15 | 200 |
| 150x50 | 58 | 20 | 250 |
| 160x50 | 58 | 20 | 250 |
| 200x50 | 58 | 20/25 | 300 |

SUPPORTI / CASTORS



117BIS



117BISA



117BISB



117BISF



117BISANT



117BISANTB



117BISANTF

Medio / Medium duty

Ruota monolitica
in resina fenolica
*Monolithic phenolic
resin wheel*



100 ÷ 300



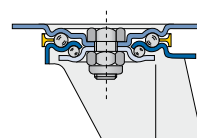
-40 ÷ +280



Supporti tipo medio
in acciaio stampato
zinco-cromato rotanti
su doppia corona di
sfere.

*Medium duty castors
in zinc-chromium
plated pressed steel,
turning on double rim
of balls.*

Accessori a richiesta: perni filettati e cilindrici di varie dimensioni e boccola inox rivestita in teflon.
On request: threaded pin fitting and round stem fitting with various dimensions and inox - teflon bushing.



| 80x35 | 100x85 | 80x60 | 8,5x12 | 37 | 108 | 106 | 20x50 | 12 | 100 | 130 |
|----------|---------|--------|--------|----|-----|-----|-------|----|-----|-----|
| 100x35 | 100x85 | 80x60 | 8,5x12 | 37 | 128 | 126 | 20x50 | 12 | 120 | 150 |
| 125SEx40 | 100x85 | 80x60 | 8,5x12 | 37 | 154 | 152 | 20x50 | 12 | 130 | 170 |
| 125x40 | 100x85 | 80x60 | 8,5x14 | 42 | 153 | 150 | 22x50 | 12 | 170 | 220 |
| 125x40 | 140x110 | 105x80 | 11x16 | 42 | 153 | 150 | 22x50 | 12 | 170 | 220 |
| 160x50 | 140x110 | 105x80 | 11x16 | 55 | 197 | 194 | 22x50 | 16 | 250 | 320 |
| 200x50 | 140x110 | 105x80 | 11x16 | 55 | 235 | 232 | 22x50 | 16 | 300 | 380 |

SUPPORTI / CASTORS



117



117A



117B



117F



117BF

Pesante / Heavy duty

Ruota monolitica
in resina fenolica
*Monolithic phenolic
resin wheel*



100 ÷ 300



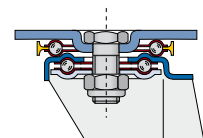
-40 ÷ +280













Supporti tipo pesante in acciaio stampato zinco-cromato di forte spessore rotanti su doppia corona di sfere alloggiate in ralle d'acciaio temprato. Assemblaggio con dado autobloccante.

Heavy duty castors in zinc-chromium plated pressed steel, high thickness, turning on double rim of balls fitted in hardening steel thrust-bearings. Assembled with self locking nut.

Accessori a richiesta: perni filettati e cilindrici di varie dimensioni.
On request: threaded pin fitting and round stem fitting with various dimensions.



|  |  |  |  |  |  |  |  |  |  |
|--|---|---|---|---|---|--|---|---|---|
| 80x35 | 100x85 | 80x60 | 9x12 | 36 | 118 | 114 | 22x50 | 100 | 130 |
| 100x35 | 100x85 | 80x60 | 9x12 | 36 | 135 | 131 | 22x50 | 150 | 190 |
| 125x40 | 135x110 | 105x80 | 13x16 | 45 | 166 | 161 | 22x50 | 200 | 250 |
| 160x50 | 135x110 | 105x80 | 13x16 | 45 | 207 | 202 | 22x50 | 250 | 320 |
| 200x50 | 135x110 | 105x80 | 13x16 | 57 | 251 | 244 | 25x65 | 300 | 380 |